

Henry Walker
Partner
hwalker@bradley.com
615.252.2363 direct



24-00041

July 3, 2024

Electronically Filed in TPUC Docket
Room on July 3, 2024 at 4:06 p.m.

Tennessee Public Utility Commission
502 Deaderick Street, 4th Floor
Nashville, TN 37243
Attn: Ectory Lawless

Re: Frontier Fiber Venture, LLC – CLEC Application

Dear Tory,

Please accept for filing the attached application of Frontier Fiber Venture LLC. Because of the holiday, a check for the filing fee and the hard copies will follow next week.

At the hearing, our witness will be testifying remotely. Please call or email me if you have any questions.

Sincerely,

A handwritten signature in blue ink, appearing to read "Henry Walker", written over a light blue horizontal line.

Henry Walker (B.P.R. 000272)
Bradley Arant Boult Cummings LLP
1221 Broadway, Suite 2400
Nashville, TN 37203
615-252-2363
hwalker@bradley.com

BEFORE THE TENNESSEE PUBLIC UTILITY COMMISSION

NASHVILLE, TENNESSEE

IN RE:)	
)	
IN THE MATTER OF THE APPLICATION)	
OF FRONTIER FIBER VENTURE LLC)	DOCKET NO. 24-00041
FOR A CERTIFICATE OF CONVENIENCE)	
AND NECESSITY TO PROVIDE)	
COMPETING TELECOMMUNICATION)	
SERVICE)	

**APPLICATION OF FRONTIER FIBER VENTURE LLC
FOR CERTIFICATE TO PROVIDE
COMPETING TELECOMMUNICATION SERVICE**

Pursuant to T.C.A. § 65-4-201, Frontier Fiber Venture LLC (“Frontier Fiber” or “the Company”) respectfully requests that the Tennessee Public Utility Commission (“TPUC” or “Commission”) grant the Company a Certificate of Convenience and Necessity to provide competing local telecommunications service as described herein to customers in Tennessee. The Company has the managerial, technical and financial capabilities to provide the proposed services and is willing and able to comply with all applicable rules and regulations.

In support of its Application, Frontier Fiber submits the following:

1. The full name and address of the Applicant is:

Frontier Fiber Venture LLC
1919 McKinney Avenue
Dallas, TX 75201

Questions regarding this Application should be submitted to:

Henry Walker
Bradley Arant Boult Cummings LLP
1221 Broadway, Suite 2400
Nashville, TN 37203
Tel: (615) 252-2363
HWALKER@bradley.com

Contact name and address at the Company is:

Kevin Saville
1919 McKinney Avenue
Attention: Legal Department
Dallas, TX 75201
Tel: (612) 839-0909
KS9458@ftr.com

2. Corporate information:

Frontier Fiber was formed in the State of Delaware as a limited liability company on May 17, 2024. A copy of the Company's Certificate of Formation is provided in **Exhibit A**. A certificate that the Company is qualified to do business in Tennessee is provided in **Exhibit B**. The names and addresses of the principal corporate officers are provided in **Exhibit C**. There are no officers in Tennessee.

3. Frontier Fiber possesses the managerial, technical and financial ability to provide local telecommunications service in the State of Tennessee as demonstrated below:

(a) Financial Qualifications:

In support of its financial qualifications, Frontier Fiber submits SEC Form 10-K for the fiscal year ended December 31, 2023 of its ultimate parent company, Frontier Communications Parent, Inc., in **Exhibit D**.¹

The Company is in the process of obtaining a \$20,000 corporate surety bond, which will be filed under separate cover.

(b) Managerial Ability:

Frontier Fiber will rely on the same management team as that for its ultimate parent, Frontier Communications Parent, Inc. Individual biographies evidencing the qualifications of

¹ See Docket No. 21-00113, *In Re. Application of CenturyTel Broadband Services, LLC for a Certificate to Provide Competing Local Telecommunications Services* (CCN application approved where parent company financial statements were submitted in lieu of three-year financial projections).

Frontier Parent's leadership team are provided in **Exhibit E**. As an experienced provider of telecommunications and broadband services, Frontier has significant managerial capability and experience that has successfully and effectively acquired, developed, and supervises the company's operations in 25 states.

(c) Technical Qualifications:

As stated above, Frontier Fiber will rely on the same management team as that for Frontier Communications Parent, Inc. Frontier Communications Parent, Inc. is the fourth largest local telecommunications company in the United States. Currently, Frontier owns more than 50 incumbent local exchange carriers located in 25 states. As of December 31, 2023, Frontier had approximately 13,300 employees operating in 25 states and serves more than 3.1 million customers. Frontier's experience includes providing an array of telecommunications and other services dating back several decades.

4. Proposed Service Area:

Frontier Fiber requests authorization to provide service throughout Tennessee. The Company initially intends to offer its proposed services in services areas that are designated open to competition.

5. Types of Service to be Provided:

At this time, the Company will only offer broadband internet access service to business and residential customers. The Company does not intend to provide voice services, but rather, intends to provide access services for the provision of data transmission over voice grade facilities.

6. Repair and Maintenance:

Customers with service issues may contact the Company at 1-800-921-8101.

7. Small and Minority-Owned Telecommunications Business Participation Plan:

See **Exhibit F**.

8. Toll Dialing Parity Plan:

Not applicable. The Company does not intend to provide switched services.

9. TPUC Rules for Local Telecommunications Providers:

Frontier Fiber has served notice of this Application to the eighteen (18) incumbent local exchange telephone companies in Tennessee with a statement regarding the Company's intention of operating geographically. Please see **Exhibit G**.

10. Numbering Issues:

- (a) What is your company's expected demand for NXXs per NPA within a year of approval of your application?

Not applicable.

- (b) How many NXXs do you estimate that you will request when you establish your service footprint?

Not applicable.

- (c) When and in what NPA do you expect to establish your service footprint?

Not applicable.

- (d) Will the company sequentially assign telephone numbers within NXXs?

Not applicable.

- (e) What measures does the company intend to take to conserve Tennessee numbering resources?

Not applicable.

- (f) When ordering new NXXs for growth, what percentage fill of an existing NXX does the company use to determine when a request for a new NXX will be initiated?

Not applicable.

11. Tennessee-Specific Operational Issues:

- (a) How does the company intend to comply with T.C.A. § 65-21-114? In its description, please explain technically how the company will not bill for countywide calls within Tennessee.

Not applicable. Frontier Fiber will not provide switched services.

- (b) Is the company aware of the Tennessee County Wide Calling database maintained by AT&T-Tennessee and the procedures to enter your telephone numbers in the database.

Frontier is aware of the database but this is not applicable. Frontier Fiber will not provide switched services and will not obtain telephone numbers for customers.

- (c) Is your company aware of the local calling areas provided by the Incumbent Local Exchange Carriers in your proposed service area?

Yes. Frontier Fiber is aware of the local calling areas provided by the Incumbent Local Exchange Carriers within Tennessee but does not intend to provide switched services.

- (d) Explain the procedures that will be implemented to assure that your customers will not be billed long-distance charges for calls within the metro calling area.

Not applicable. See preceding responses.

- (e) Please provide the name and telephone number of an employee of your company that will be responsible to work with the TPUC in resolving customer complaints.

NAME: Gwendolyn Allen
TITLE: Manager – Customer Relations
ADDRESS: 7979 N Belt Line Rd., Irving, Texas 75063
TELEPHONE: (972) 399-8062
FAX: (972) 399-8063
EMAIL ADDRESS: consumer.affairs.irving@ftr.com

- (f) Does the company intend to telemarket its service in Tennessee? If yes, is the company aware of the telemarketing statutes and regulations found in T.C.A. § 65-4-401 *et seq.* and Chapter 1220-4-11?

The Company will not telemarket its services in Tennessee.

12. Miscellaneous:

- (a) Pre-filed Testimony:

The Company has submitted pre-filed testimony with its Application. See **Exhibit H.**

- (b) Tariffs:

Applicant intends to operate pursuant to market regulation and will not provide exchange access services. Accordingly, the Company is not submitting a switched access services tariff.

- (c) Identify all states where the company is certified as a telecommunications provider and the status of states where certification is pending:

Applicant is not currently certified as a telecommunications provider in any other state. Certification applications submitted by Frontier Fiber are pending in Illinois, Indiana, North Carolina, Ohio, and Wisconsin.

- (d) Applicant's involvement in any mergers or acquisitions:

None.

- (e) Customer Deposits:

The Company will not require customer deposits.

(f) Public Interest:

The Company's proposed services will provide multiple public benefits by increasing availability of broadband services in Tennessee. In addition, increased competition will offer customers additional choice, create incentives for all carriers to offer lower prices, more innovative services, and more responsive customer service.

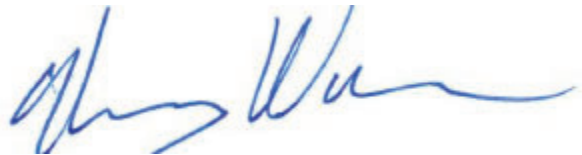
13. Statement of Compliance:

Frontier Fiber agrees to abide by T.C.A. § 65-4-201 and all applicable state statutes and all applicable Orders, Rules and Regulations entered and adopted by the Tennessee Public Utility Commission.

CONCLUSION

Frontier Fiber respectfully requests that the Commission enter an Order granting the Company's Application for a Certificate of Convenience and Necessity to provide competitive telecommunications services in Tennessee as described herein.

Respectfully Submitted,



Henry Walker (B.P.R. No. 000272)
Bradley Arant Boult Cummings LLP
1221 Broadway, Suite 2400
Nashville, TN 37203
Phone: 615-252-2363
Email: hwalker@bradley.com

Counsel for Frontier Fiber Venture LLC

Exhibit A

Certificate of Formation (Delaware)

Delaware

The First State

Page 1

*I, JEFFREY W. BULLOCK, SECRETARY OF STATE OF THE STATE OF
DELAWARE, DO HEREBY CERTIFY THE ATTACHED IS A TRUE AND CORRECT
COPY OF THE CERTIFICATE OF FORMATION OF "FRONTIER FIBER VENTURE
LLC", FILED IN THIS OFFICE ON THE SEVENTEENTH DAY OF MAY, A.D.
2024, AT 9:37 O`CLOCK A.M.*




Jeffrey W. Bullock, Secretary of State

3699483 8100
SR# 20242217947

You may verify this certificate online at corp.delaware.gov/authver.shtml

Authentication: 203498105
Date: 05-17-24

State of Delaware
Secretary of State
Division of Corporations
Delivered 09:37 AM 05/17/2024
FILED 09:37 AM 05/17/2024
SR 20242217947 - File Number 3699483

CERTIFICATE OF FORMATION

OF

FRONTIER FIBER VENTURE LLC

This Certificate of Formation of Frontier Fiber Venture LLC (the “LLC”), dated as of May 17, 2024, has been duly executed and is being filed by the undersigned, as an authorized person, to form a limited liability company under the Delaware Limited Liability Company Act (6 Del. C. § 18-101, et seq.).

FIRST. The name of the LLC is Frontier Fiber Venture LLC.

SECOND. The address of the registered office of the LLC in the State of Delaware is c/o Corporation Service Company, 251 Little Falls Drive, Wilmington, Delaware 19808.

THIRD. The name and address of the registered agent for service of process on the LLC in the State of Delaware are Corporation Service Company, 251 Little Falls Drive, Wilmington, Delaware 19808.

[Signature Page Follows]

IN WITNESS WHEREOF, the undersigned has executed this Certificate of Formation as of the date first above written.

A handwritten signature in black ink, appearing to read "Anne Meyer", written over a horizontal line.

Name: Anne Meyer

Title: Vice President, Secretary

Exhibit B

Tennessee Secretary of State Authority



Tre Hargett
Secretary of State

Division of Business Services
Department of State
State of Tennessee
312 Rosa L. Parks AVE, 6th FL
Nashville, TN 37243-1102

Frontier Fiber Venture LLC
1919 MCKINNEY AVENUE
DALLAS, TX 75201

June 13, 2024

Filing Acknowledgment

Please review the filing information below and notify our office immediately of any discrepancies.

SOS Control # :	001543463	Formation Locale:	DELAWARE
Filing Type:	Limited Liability Company - Foreign	Date Formed:	05/17/2024
Filing Date:	05/22/2024 10:00 AM	Fiscal Year Close:	12
Status:	Active	Annual Report Due:	04/01/2025
Duration Term:	Perpetual	Image # :	B1567-3513
Managed By:	Member Managed		

Document Receipt

Receipt # : 009012225	Filing Fee:	\$300.00
Payment-Credit Card - State Payment Center - CC #: 3874609748		\$300.00

Registered Agent Address:
CORPORATION SERVICE COMPANY
2908 POSTON AVE
NASHVILLE, TN 37203-1312

Principal Address:
1919 MCKINNEY AVENUE
DALLAS, TX 75201

Congratulations on the successful filing of your Application for Certificate of Authority for Frontier Fiber Venture LLC in the State of Tennessee which is effective on the date shown above. Please visit the Tennessee Department of Revenue website (www.tn.gov/revenue) to determine your online tax registration requirements. If you need to obtain a Certificate of Existence for this entity, you can request, pay for, and receive it from our website.

You must file an Annual Report with this office on or before the Annual Report Due Date noted above and maintain a Registered Office and Registered Agent. Failure to do so will subject the business to Administrative Dissolution/Revocation.

Tre Hargett
Secretary of State

Processed By: Jacqueline Krantz



001543463

**APPLICATION FOR CERTIFICATE OF AUTHORITY
LIMITED LIABILITY COMPANY**

SS-4233

**Tre Hargett**
Secretary of State**Division of Business Services****Department of State**State of Tennessee
312 Rosa L. Parks AVE, 6th FL
Nashville, TN 37243-1102
(615) 741-2286Filing Fee: \$50.00 per member
(minimum fee = \$300.00, maximum fee = \$3,000.00)

For Office Use Only

-FILED-

Control # 001543463

To the Secretary of the State of Tennessee:

Pursuant to the provisions of T.C.A. §48-249-904 of the Tennessee Revised Limited Liability Company Act, the undersigned hereby applies for a certificate of authority to transact business in the State of Tennessee, and for that purpose sets forth:

1. The name of the Limited Liability Company is: Frontier Fiber Venture LLC**If different, the name under which the certificate of authority is to be obtained is:****NOTE:** The Secretary of State of the State of Tennessee may not issue a certificate of authority to a foreign Limited Liability Company if its name does not comply with the requirements of T.C.A. §48-249-106 of the Tennessee Revised Limited Liability Company Act. If obtaining a certificate of authority under an assumed Limited Liability Company name, an application must be filed pursuant to T.C.A. §48-249-106(d).**2. The state or country under whose law it is formed is:** DELAWARE**and the date (mm/dd/yyyy) of its formation is:** 05/17/2024**and, if prior to qualifying, the date it commenced doing business in Tennessee is:** (none)**NOTE:** Additional filing fees and proof of tax clearance confirming good standing may apply if the Limited Liability Company commenced doing business in Tennessee prior to the approval of this application. See T.C.A. §48-249-913(d) and T.C.A. §48-249-905(c).**3. This company has the additional designation of:** None**4. The name and complete address of its registered agent and office located in the state of Tennessee is:**CORPORATION SERVICE COMPANY
2908 POSTON AVE
NASHVILLE, TN 37203-1312
DAVIDSON COUNTY**5. Fiscal Year Close Month:** December**6. If the document is not to be effective upon filing by the Secretary of State, the delayed effective date and time is:**

(none) (Not to exceed 90 days)

7. The LLC will be: ☒ Member Managed ☐ Manager Managed ☐ Director Managed ☐ Board Managed ☐ Other**8. Number of Members at the date of filing:** 1**9. Period of Duration:** Perpetual**10. The complete address of its principal executive office is:**1919 MCKINNEY AVENUE
DALLAS, TX 75201



APPLICATION FOR CERTIFICATE OF AUTHORITY
LIMITED LIABILITY COMPANY

SS-4233



Tre Hargett
Secretary of State

Division of Business Services

Department of State

State of Tennessee
312 Rosa L. Parks AVE, 6th FL
Nashville, TN 37243-1102
(615) 741-2286

Filing Fee: \$50.00 per member
(minimum fee = \$300.00, maximum fee = \$3,000.00)

For Office Use Only

Control # 001543463

The name of the Limited Liability Company is: Frontier Fiber Venture LLC

11. The complete mailing address of the entity (if different from the principal office) is:

1919 MCKINNEY AVENUE
DALLAS, TX 75201

12. Non-Profit LLC (required only if the Additional Designation of "Non-Profit LLC" is entered in section 3.)

- ☐ I certify that this entity is a Non-Profit LLC whose sole member is a nonprofit corporation, foreign or domestic, incorporated under or subject to the provisions of the Tennessee Nonprofit Corporation Act and who is exempt from franchise and excise tax as not-for-profit as defined in T.C.A. §67-4-2004. The business is disregarded as an entity for federal income tax purposes.

13. Professional LLC (required only if the Additional Designation of "Professional LLC" is entered in section 3.)

- ☐ I certify that this PLLC has one or more qualified persons as members and no disqualified persons as members or holders.
☐ I certify that this entity meets the requirements of T.C.A. §48-249-1123(b)(3)

Licensed Profession:

14. Series LLC (optional)

- ☐ I certify that this entity meets the requirements of T.C.A. §48-249-309(i)

If the provisions of T.C.A. §48-249-309(i) (relating to foreign series LLCs) apply, then the information required by that section should be attached as part of this document.

15. Obligated Member Entity (list of obligated members and signatures must be attached)

- ☐ This entity will be registered as an Obligated Member Entity (OME) **Effective Date:** (none)
☐ I understand that by statute: THE EXECUTION AND FILING OF THIS DOCUMENT WILL CAUSE THE MEMBER(S) TO BE PERSONALLY LIABLE FOR THE DEBTS, OBLIGATIONS AND LIABILITIES OF THE LIMITED LIABILITY COMPANY TO THE SAME EXTENT AS A GENERAL PARTNER OF A GENERAL PARTNERSHIP. CONSULT AN ATTORNEY.

16. Other Provisions:

Electronic

Signature

Anne Meyer

Printed Name

Authorized Officer

Title/Signer's Capacity

May 22, 2024 10:00AM

Date

Delaware

The First State

Page 1

I, JEFFREY W. BULLOCK, SECRETARY OF STATE OF THE STATE OF DELAWARE, DO HEREBY CERTIFY "FRONTIER FIBER VENTURE LLC" IS DULY FORMED UNDER THE LAWS OF THE STATE OF DELAWARE AND IS IN GOOD STANDING AND HAS A LEGAL EXISTENCE SO FAR AS THE RECORDS OF THIS OFFICE SHOW, AS OF THE TWENTY-FIRST DAY OF MAY, A.D. 2024.

AND I DO HEREBY FURTHER CERTIFY THAT THE SAID "FRONTIER FIBER VENTURE LLC" WAS FORMED ON THE SEVENTEENTH DAY OF MAY, A.D. 2024.

AND I DO HEREBY FURTHER CERTIFY THAT THE ANNUAL TAXES HAVE BEEN ASSESSED TO DATE.



3699483 8300

SR# 20242317837

You may verify this certificate online at corp.delaware.gov/authver.shtml

A handwritten signature of Jeffrey W. Bullock in black ink, written over a horizontal line. Below the line, the text "Jeffrey W. Bullock, Secretary of State" is printed.

Authentication: 203524683

Date: 05-21-24

B1567-3515 05/22/2024 10:00 AM Received by Tennessee Secretary of State Tre Hargett

Exhibit C

Names and Addresses of Frontier Fiber Venture LLC Corporate Officers

<u>Name (Title)</u>	<u>Address</u>
Scott Beasley (President/Chief Financial Officer)	1919 McKinney Avenue, Dallas TX 75201
Anne Meyer (Vice President/Secretary)	1919 McKinney Avenue, Dallas TX 75201
Kevin Saville (Vice President/General Counsel)	1919 McKinney Avenue, Dallas TX 75201
Frank Klausz (Vice President)	1919 McKinney Avenue, Dallas TX 75201

Exhibit D

Frontier Communications Parent, Inc. Form 10-K
(Fiscal Year Ended 2023)

UNITED STATES SECURITIES AND EXCHANGE COMMISSION
Washington, D.C. 20549
FORM 10-K

☒ ANNUAL REPORT PURSUANT TO SECTION 13 OR 15(d) OF THE SECURITIES EXCHANGE ACT OF 1934
For the fiscal year ended December 31, 2023
or

☐ TRANSITION REPORT PURSUANT TO SECTION 13 OR 15(d) OF THE SECURITIES EXCHANGE ACT OF 1934
For the transition period from _____ to _____

Commission file number 001-11001



FRONTIER COMMUNICATIONS PARENT, INC.
(Exact name of registrant as specified in its charter)

Delaware
(State or other jurisdiction of
incorporation or organization)

86-2359749
(I.R.S. Employer Identification No.)

1919 McKinney Avenue
Dallas, Texas
(Address of principal executive offices)

75201
(Zip Code)

Registrant's telephone number, including area code: (972) 445-0042

Securities registered pursuant to Section 12(b) of the Act:

Title of each class	Trading Symbol	Name of each exchange on which registered
Common Stock, par value \$0.01 per share	FYBR	The NASDAQ Stock Market LLC

Indicate by check mark if the registrant is a well-known seasoned issuer, as defined in Rule 405 of the Securities Act. Yes ☐ No ☒

Indicate by check mark if the registrant is not required to file reports pursuant to Section 13 or 15(d) of the Act. Yes ☐ No ☒

Indicate by check mark whether the registrant (1) has filed all reports required to be filed by Section 13 or 15(d) of the Securities Exchange Act of 1934 during the preceding 12 months (or for such shorter period that the registrant was required to file such reports), and (2) has been subject to such filing requirements for the past 90 days. Yes ☒ No ☐

Indicate by check mark whether the registrant has submitted electronically and posted on its corporate Website, if any, every Interactive Data File required to be submitted and posted pursuant to Rule 405 of Regulation S-T during the preceding 12 months (or for such shorter period that the registrant was required to submit and post such files). Yes ☒ No ☐

Indicate by check mark whether the registrant is a large accelerated filer, an accelerated filer, a non-accelerated filer, a smaller reporting company, or an emerging growth company. See definition of "large accelerated filer", "accelerated filer", "smaller reporting company", and "emerging growth company" in Rule 12b-2 of the Exchange Act. (Check one):

Large Accelerated Filer ☒ Accelerated Filer ☐ Non-Accelerated Filer ☐
Smaller Reporting Company ☐ Emerging Growth Company ☐

If an emerging growth company, indicate by check mark if the registrant has elected not to use the extended transition period for complying with any new or revised financial accounting standards provided pursuant to Section 13(a) of the Exchange Act. ☐

Indicate by check mark whether the registrant has filed a report on and attestation to its management's assessment of the effectiveness of its internal control over financial reporting under Section 404(b) of the Sarbanes-Oxley Act (15 U.S.C. 7262(b)) by the registered public accounting firm that prepared or issued its audit report. ☒

If securities are registered pursuant to Section 12(b) of the Act, indicate by check mark whether the financial statements of the registrant included in the filing reflect the correction of an error to previously issued financial statements. ☐

Indicate by check mark whether any of those error corrections are restatements that required a recovery analysis of incentive-based compensation received by any of the registrant's executive officers during the relevant recovery period pursuant to §240.10D-1(b). ☐

Indicate by check mark whether the registrant is a shell company (as defined in Rule 12b-2 of the Exchange Act). Yes ☐ No ☒

The aggregate market value of common stock held by non-affiliates of the registrant on June 30, 2023, based on the closing price per share on such date was \$4.4 billion. The number of shares outstanding of the registrant's common stock as of February 14, 2024 was 245,819,000.

DOCUMENT INCORPORATED BY REFERENCE

Portions of the proxy statement for the Registrant's 2024 Annual Meeting of Stockholders are incorporated by reference in Part III of this Annual Report on Form 10-K.

TABLE OF CONTENTS

<u>PART I</u>	<u>Page No.</u>
Item 1. Business	2
Item 1A. Risk Factors	13
Item 1B. Unresolved Staff Comments	21
Item 1C. Cybersecurity	22
Item 2. Properties	22
Item 3. Legal Proceedings	23
Item 4. Mine Safety Disclosures	23
<u>PART II</u>	
Item 5. Market for Registrant’s Common Equity, Related Stockholder Matters, and Issuer Purchases of Equity Securities	27
Item 6. Selected Financial Data	28
Item 7. Management’s Discussion and Analysis of Financial Condition and Results of Operations Introduction	29
Item 7A. Quantitative and Qualitative Disclosures About Market Risk	42
Item 8. Financial Statements and Supplementary Data	43
Item 9. Changes in and Disagreements with Accountants on Accounting and Financial Disclosure	43
Item 9A. Controls and Procedures	43
Item 9B. Other Information	43
Item 9C. Disclosure Regarding Foreign Jurisdictions that Prevent Inspections	43
<u>PART III</u>	
Item 10. Directors, Executive Officers and Corporate Governance	44
Item 11. Executive Compensation	44
Item 12. Security Ownership of Certain Beneficial Owners and Management and Related Stockholder Matters	44
Item 13. Certain Relationships and Related Transactions, and Director Independence	44
Item 14. Principal Accountant Fees and Services	44
<u>PART IV</u>	
Item 15. Exhibits and Financial Statement Schedules	45
Item 16. Form 10-K Summary	47
Signatures	48
Index to Consolidated Financial Statements	F-1

PART I

Unless the context indicates otherwise, the use of the terms the "Company," "Frontier," "we," "us" or "our" shall refer to Frontier Communications Parent, Inc.

Item 1. Business

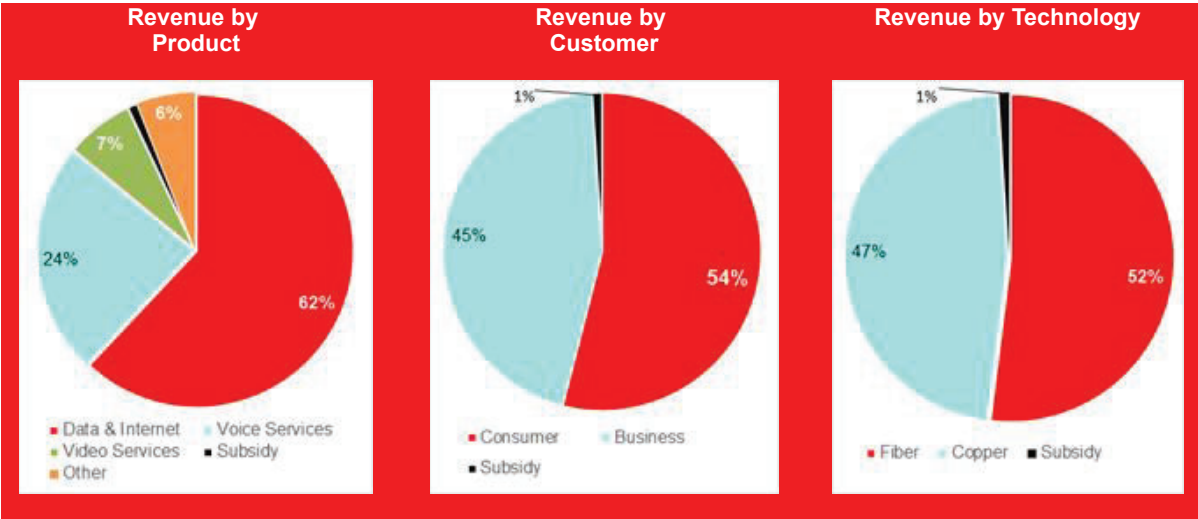
Overview

Frontier is a leading communications and technology provider offering gigabit speeds to 2.9 million broadband subscribers in 25 states as of December 31, 2023. We are building critical infrastructure across the country with our fiber-optic network and cloud-based solutions, enabling secure high-speed connections. Driven by our purpose of Building Gigabit America™, we are focused on supporting a digital society, closing the digital divide, and working toward a more sustainable environment.

Our investment strategy is underpinned by the rapid growth in demand for high-speed broadband, with data usage per household expected to grow significantly through over-the-top video consumption, more connected devices per household, and increased demand for upstream data (e.g., videoconferencing and gaming). We believe that our ability to provide symmetrical high-speed connectivity through our fiber-optic technology provides competitive advantages, and that we are well positioned to meet this growing demand with faster upload and download speeds, and lower latency than our competition.

In August 2021, we announced our plan to pass 10 million total locations with fiber. We are prioritizing our activities to locations that we believe will provide the highest investment returns.

We generated revenue of approximately \$5.8 billion for the year ended December 31, 2023 with approximately 52% of our total revenue attributable to activities related to our fiber-optic products with 47% of revenue related to our copper products. Over time, we expect our business mix will shift significantly, with a larger percentage of revenue coming from fiber as we implement our expansion plan.



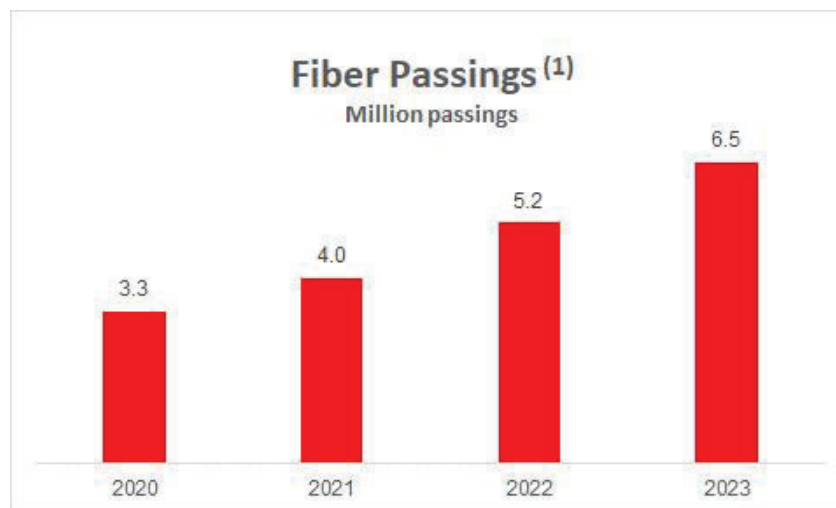
In 2023, we advanced our purpose of Building Gigabit America and made substantial progress in executing on our four key strategic priorities: build fiber, sell fiber, improve the customer experience, and simplify operations.



Key milestone accomplishments against these four strategic priorities in 2023 include:

- **Fiber Deployment:** We met our 2023 build plan, adding approximately 1.3 million new fiber locations. As of December 31, 2023, we had approximately 6.5 million total locations passed with fiber, and more than doubled our fiber footprint since we started our build in 2020. Our build plan is solidified by multi-year agreements with key labor and equipment partners.

The following table shows our fiber passings as of December 31, 2023, 2022, 2021 and 2020:



⁽¹⁾ Fiber passings represent our estimate of the number of locations, such as single-family units, apartment and condominium units, and small and medium businesses passed by our fiber distribution network in areas where we offer service and that are open to Frontier sales efforts.

- **Fiber Penetration:** We strive to deliver new best-in-market products to meet customer demands and increase penetration across our fiber footprint. We are targeting terminal penetration of 45% or higher in markets we have passed with fiber.

In 2023, we added a record 318,000 fiber broadband customer net additions, resulting in fiber broadband customer growth of 19% as compared to 2022. Fiber broadband customer net additions continued to outpace copper broadband customer net losses, resulting in 75,000 total broadband customer net additions in 2023.

These record fiber broadband net additions resulted in rising fiber broadband customer penetration across our footprint.

- In our base fiber footprint, which consists of the 3.2 million locations that we passed with fiber at the end of 2019, penetration increased to 44.5% at the end of 2023, up from 43.2% at the end of 2022.
- In our Expansion Fiber footprint, which consists of the new locations that we passed with fiber since the beginning of 2020, our target penetration is 15% - 20% after 12 months, 25% - 30% after 24 months, and at least 45% at terminal state.
- We have met or exceeded our targets for fiber locations constructed in 2020, 2021 and 2022.
 - For 2020, our 12-, 24-, and 36-month expansion fiber penetration were 22%, 31%, and 35%, respectively.
 - For 2021, our 12- and 24-month expansion fiber penetration were 18% and 25%, respectively.
 - For 2022, our 12-month expansion fiber penetration was 18%.
- **Customer Experience:** In 2023, we continued to focus on improving our customer service by systematically removing reasons why customers needed to call us and introducing new digital self-service tools. Among other results:
 - We Introduced new digital self-service tools including our conversational AI-chat bot and newly redesigned app.
 - Fiber broadband churn improved 6 basis points from 1.38% in 2022 to 1.32% in 2023.
 - We reduced calls into call centers by 2 million from 2022 to 2023.
- **Operational Efficiency:** Across the company, we have identified opportunities to simplify and digitize our operations. We achieved our annualized gross run rate cost savings target of \$500 million in 2023 – double our initial target of \$250 million. As of December 31, 2023, we had realized \$527 million of gross annualized cost savings.

Customers

We deliver communications and technology services to consumer and business customers.

Consumer

Our consumer customers are residential customers in single or multi-family units. We provide broadband, video, voice and other value-added services and products to our consumer customers over both fiber and copper-based networks.

Business

Our business customers include larger enterprise customers, small and medium businesses ("SMB"), and wholesale customers.

- **Larger Enterprise:** These customers consist of Fortune 1000 companies, companies with multiple locations, large government entities, educational institutions, and non-profits.
- **Small and Medium Business:** These customers consist of single location and smaller multi-location companies, as well as mid-sized government entities, educational institutions, and non-profits.
- **Wholesale:** These customers are often referred to as carriers or service providers and use our network facilities to provide services to their customers. Our wholesale customers include local, long distance, wireless, cable and other carriers. These companies need to access locations within Frontier's footprint to offer their services. Wholesale customers buy both voice and data services to supplement their own network infrastructure.

Services

We offer a broad portfolio of communications and technology services for consumer and business customers. These services are offered on either a standalone basis or in a bundled package based on individual customer needs.

Data and Internet Services: We offer a comprehensive range of broadband and networking services. The principal consumer and SMB services we provide are broadband internet and related value-added services. Larger enterprise business services include a complete portfolio of ethernet services, dedicated Internet, software defined wide area network ("SDWAN"), managed Wi-Fi, traditional circuit-based data services, and optical transport services. These services are all supported by 24/7 technical support and an advanced network operations center. We also provide wireless broadband services (via unlicensed spectrum) in select markets utilizing networks that we own or operate.

Voice Services: We offer voice services, including data-based voice over internet protocol ("VoIP") and unified communications as a service ("UCaaS"), long-distance and voice messaging services, to consumer and business customers in all our markets. These services are billed monthly in advance. Long-distance service to and from points outside our operating properties are provided by interconnection with the facilities of other carriers. Our long-distance services are billed in advance for unlimited use service and billed in arrears for usage-based services.

Video Services: We provide video services under the Frontier TV brand in portions of California, Indiana, Texas, Florida, Connecticut, North Carolina, South Carolina, Illinois, New York, and Ohio. We also offer satellite TV video service to our customers under various agency relationships with satellite providers and Over the Top (“OTT”) video through partnerships with OTT video providers.

Access Services: We offer a range of access services. Our switched access services allow other carriers to use our facilities to originate and terminate their local and long-distance voice traffic. These services are generally offered on a month-to-month basis and the service is billed primarily on a minutes-of-use basis. Switched access charges are based on access rates filed with the Federal Communications Commission (“FCC”) for interstate services, and with the respective state regulatory agency for intrastate services. See “Regulatory Environment” below.

Advanced Hardware and Network Solutions: We offer our SMB and larger enterprise customers various hardware and network solutions utilizing cloud functionality, including end-to-end solutions like cloud managed services and Managed Wireless LAN. We offer third-party communications equipment tailored to their specific business needs through partnering with other providers.

Bundles: We also provide packages of services. These packages permit customers to bundle their products and services, including voice service, video, and broadband services, as well as other value-added services and product offerings.

Network Architecture and Technology

Our local exchange carrier networks consist of host central office and remote sites, primarily equipped with digital and Internet Protocol switches. The outside plant consists of transport and distribution delivery networks connecting our host central office with remote central offices, and ultimately, with our customers. We own fiber optic and copper cable, which have been deployed in our networks and are the primary transport technologies between our host and remote central offices, and interconnection points with other communication carriers.

We have expanded and enhanced our fiber-optic and copper transport systems to support increasing demand for high bandwidth transport services. Our core fiber network is currently being upgraded to support up to 400 Gbps and in the future we believe will be capable of 800 Gbps and higher with limited additional investment. We routinely enhance our networks and upgrade with Internet protocol transport and routing equipment, reconfigurable optical add/drop multiplexer transport systems, passive optical networks, ultra-high speed digital subscriber line broadband equipment, and VoIP switches. These systems support advanced services such as ethernet, dedicated Internet, VoIP, and SDWAN.

We connect to households and business locations in our service territory using fiber-optic, copper, or wireless technologies. In some cases, we provide direct fiber into a residence (fiber-to-the-home) or business premise. In other cases, a location is served with a combination of fiber and copper. We provide data, video, and voice services to customers over both architectures. Additionally, we also provide service using fixed wireless broadband and which is deployed for some business ethernet services.

Competition

Competition within the wireline communications industry is intense. Technological advances as well as regulatory and legislative changes have enabled a wide range of historically non-traditional communications service providers to compete with traditional providers such as Frontier. More market participants are now competing to meet the communications needs of the same customer base, thus increasing competitive pressures.

We face competition from cable operators, wireless carriers, satellite providers, wireline carriers, fiber “overbuilders,” and OTT video providers:

- **Cable Operators:** Cable operators offer high speed internet, video, and voice services, and compete with us aggressively for consumer and business customers on speed and price, primarily by marketing with significant promotional period pricing.
- **Wireless Carriers:** Wireless carriers offer broadband, video and voice services and compete with us for consumer and business customers by offering increasingly larger data packages that utilize the latest 5G technology to mobile customers.
- **Satellite Providers:** Satellite providers offer broadband and video services and compete with us for consumer and business customers.
- **Wireline Carriers / Fiber Overbuilders:** The demand for high-speed data is continuing to attract new entrants into markets, including Frontier’s markets. These new entrants offer broadband, video and voice services and compete directly for Frontier’s customers.
- **OTT Video Providers:** Many consumers are opting for OTT video services rather than traditional, multi-channel video services. We have made investments in our network to deliver OTT video content to consumers who might not opt for traditional video services. Additionally, we have developed partnerships with leading OTT providers to offer their services to our customers.

Many of our competitors are larger, have stronger brand recognition, have more service offerings, and have greater financial resources than we currently do. All these factors create potential downward pressure on the demand for and pricing of our services. Further, many of our competitors are not subject to the same regulations as traditional communications providers and have lower cost structures than we do. The industry has also experienced substantial consolidation in recent years, leading to competitors with significant scale.

However, for the majority of our locations passed, we currently face competition from no more than one wireline competitor. In addition, we operate in many dense, urban markets with favorable demographic characteristics that correlate to higher broadband usage. As an example, we have a strong presence in Texas and Florida, the two states in the U.S. with the highest population gains from 2010 to 2021. Given our footprint, we believe we are well positioned to capitalize on attractive demographic trends.

Competition for consumer customers is based on price, bandwidth, quality, and speed of service, including promotions as well as bundling of service offerings. Our focus is to improve our customer experience by efficiently responding to their specific needs. We believe this will improve overall service quality and encourage migration to higher speed Internet services.

Competition for business customers is also based on price, bandwidth, quality, and speed of service, including pricing and promotions and bundled offerings. As compared to our consumer customers, business customers often require more sophisticated and more data-centered solutions (e.g., IP PBX, ethernet and SIP trunking). To differentiate ourselves from other service providers, Frontier delivers end-to-end solutions such as cloud managed services and managed wireless LAN.

As customers continue to migrate to OTT video models, broadband is a core growth component for attracting and retaining consumer customers as well as our smaller business customers. We are committed to growing our customer base through providing higher broadband speeds and capacities that we believe will enable us to reach new markets, target new customers, and grow our business while maximizing our full geographic footprint.

In addition to the focus on our broadband capabilities, we continue to evolve our other product offerings to meet the changing needs of the market, provide strong customer service and support, invest in our network to enable capacity and capabilities, and package our offerings at attractive prices. We are continuing to execute on our initiatives to build out and invest in our fiber network, drive operational performance, increasingly win more customers in our footprint, deliver an exceptional customer journey, and simplify our operations.

Regulatory Environment

Some of our operations are subject to regulation by the FCC and various state regulatory agencies, often called public service or utility commissions. We expect federal and state lawmakers, the FCC, and the state regulatory agencies to continue to revise and enforce the statutes and regulations governing communications services.

Regulation of Our Business

We are subject to federal, state, and local regulation and we have various regulatory authorizations for our regulated service offerings. At the federal level, the FCC generally exercises jurisdiction over information services, interstate, or international telecommunications services and over facilities to the extent they are used to provide, originate, or terminate interstate or international services. State regulatory commissions generally exercise jurisdiction over intrastate telecommunications services and the facilities used to provide, originate, or terminate those services. Most of our local exchange companies operate as incumbent carriers in the states in which they operate and are certified in those states to provide local telecommunications services. Certain federal and state agencies, including attorneys general, monitor and exercise oversight related to consumer protection issues, including marketing, sales, provision of services, and service charges. In addition, local governments often regulate the public rights-of-way necessary to install and operate networks and may require service providers to locate and work around other utility facilities and obtain licenses or franchises to use public rights-of-way. Municipalities and other local government agencies also may regulate other aspects of our business, by requiring us to obtain licenses and construction permits and to abide by applicable regulations and requirements.

Some state regulatory agencies have substantial oversight over incumbent telephone companies, and their interconnection with competitive providers and provision of non-discriminatory network access to certain network elements to them. Under the Federal Telecommunications Act of 1996, state regulatory commissions have jurisdiction to set certain rates, arbitrate, and review interconnection disputes and agreements between incumbent telephone companies and CLECs, in accordance with rules set by the FCC. The FCC and some state regulatory commissions also impose fees on providers of telecommunications services to support the federal and state universal service programs. Many of the states in which we operate require prior approvals or notifications for certain acquisitions, transfers or encumbrances of assets, customers, or ownership of regulated entities. The FCC and certain states also require certain approvals or notifications to discontinue the use of certain telecommunications facilities and the provision of some services.

Additionally, in some states we are subject to operating restrictions and minimum service quality standards. Failure to meet either may result in penalties or other obligations, including subjecting the Company to additional reporting and compliance obligations. As part of its required regulatory approval to emerge from Chapter 11, the Company has also agreed to and been required by certain states to comply with additional service quality, expenditures, reporting, and other requirements. We also are required to report certain financial information. At the federal level and in a number of the states in which we operate, we are subject to price cap or incentive regulation plans under which prices for regulated services are capped. Some of these plans have limited terms

and, as they expire, we may need to renegotiate with various states. These negotiations could impact rates, service quality, and/or infrastructure requirements, which could also impact our earnings and capital expenditures. In other states, we are subject to regulation that limits levels of earnings and returns on investments. We continue to advocate for competitive neutral policies and no or reduced regulation in all states. In some of the states where we operate in, we have already been successful in reducing or eliminating price regulation on end-user services.

Frontier, along with all telecommunications providers, is subject to federal and state rules governing certain of our operations and services, including the privacy of specified customer information. Among other things, these privacy-related rules obligate carriers to implement procedures to: protect specified customer information from inappropriate disclosure; obtain customer permission to use specified information in marketing; authenticate customers before disclosing account information; and periodically certify compliance with certain rules. Although most of these regulations are generally consistent with our business plans, they may restrict our flexibility in operating our business.

Some regulations are, or could in the future be, the subject of judicial proceedings, legislative hearings and administrative proposals or challenges that could change the manner in which the entire industry operates or the way we provide services. Neither the outcome of any of these developments, nor their potential impact on us, can be predicted at this time. Regulatory oversight and requirements can change rapidly in the communications industry, and such changes may have an adverse effect on us.

The current status of material regulatory initiatives is as follows:

Connect America Fund ("CAF")/ Rural Digital Opportunity Fund ("RDOF"):

In 2015, Frontier accepted the FCC's CAF Phase II offer, which provided \$313 million in annual support through 2021 in return for the Company's commitment to make broadband available to households within the CAF II areas in our then-existing 25 states. The Company was required to complete the CAF II deployment by December 31, 2021. Thereafter, the FCC has been reviewing carriers' CAF II program completion data, and if the FCC determines that the Company did not satisfy certain applicable CAF Phase II requirements, Frontier could be required to return a portion of the funds previously received and may be subject to certain other fines, requirements and obligations.

On January 30, 2020, the FCC adopted an order establishing the RDOF competitive reverse auction to provide support to serve high-cost areas. Under the FCC's RDOF Phase I auction, Frontier was awarded approximately \$371 million over ten years to build gigabit-capable broadband over a fiber-to-the-premises network to approximately 127,000 locations in eight states (California, Connecticut, Florida, Illinois, New York, Pennsylvania, Texas, and West Virginia). We began receiving RDOF funding in the second quarter of 2022 and we will be required to complete the buildout to the awarded locations by December 31, 2028, with interim target milestones over this period. To the extent that Frontier is unable to meet the milestones or construct to all locations by the required deadlines, Frontier could be required to return a portion of funds previously received and may be subject to certain other fines, requirements and obligations.

As part of its RDOF order, the FCC indicated it would hold a follow-on auction for the unawarded funding following the Phase I auction. However, it remains uncertain whether any such follow-on auction will occur given the recent passage of significant federal funding for broadband infrastructure.

Federal Funding Initiatives: The Federal government has undertaken several measures to facilitate enhanced access to high-speed broadband, including through several new funding programs. As these large amounts of federal funding flow through the broadband ecosystem, we will evaluate and pursue funding opportunities that make sense for our business. Frontier does not know what funding it may receive or the impact these programs may have, if any, in the future.

Specifically, as part of the Consolidated Appropriations Act of 2021 passed in December 2020, Congress provided \$3.2 billion nationally to help support access to broadband services. In furtherance of this objective, the FCC created the Emergency Broadband Benefit to provide an up to \$50 (up to \$75 on tribal lands) monthly benefit for qualifying low-income consumers to purchase broadband. Frontier participated in the program and is now participating in the successor Affordable Connectivity Program ("ACP") that commenced December 31, 2021.

In March 2021, Congress passed the American Rescue Plan Act of 2021 ("ARPA"), which created a new \$10 billion Coronavirus Capital Projects Fund that is available to the states for critical capital projects, including broadband infrastructure projects, that directly enable work, education, and health monitoring. The ARPA also dedicated \$350 billion to State and Local Coronavirus Fiscal Recovery Funds, which give states and localities the discretion to target a portion of the funding to broadband infrastructure, among many other permissible expenditure categories. States and localities have used and are continuing to use some of this funding for broadband infrastructure through a combination of competitive grants or direct distributions to providers. The ARPA also included \$7.2 billion nationally for schools and libraries (the Emergency Connectivity Fund) that provides support for connectivity that enables remote learning. The FCC established rules prioritizing funding for off-campus services and devices, and the FCC is continuing to distribute funding under this program. For information on the tax-related legislative response to the COVID-19 pandemic, see "Risk Factors" in Part I, Item 1A of this Annual Report on Form 10-K.

In November 2021, Congress passed the Infrastructure Investment and Jobs Act ("IIJA"). The IIJA provides \$65 billion for broadband-related initiatives, including \$42.5 billion that the National Telecommunications and Information Administration ("NTIA") will distribute to the states to support broadband deployment to unserved and underserved locations. Each state will receive a

minimum of \$100 million, with the remainder of program funding distributed based on the extent of high-cost areas and the number of unserved locations in each state relative to the total number of unserved locations in the country. NTIA established initial requirements for this program in May 2022 and announced its state funding allocations in 2023. States are receiving required approvals of their Initials Proposals from NTIA on a rolling basis. As a result, the timing of each state's location challenge process and grant program will vary. States will award funding they receive through competitive grant processes. In the IIJA, Congress also provides \$14.2 billion for the ACP. The IIJA includes certain changes for the ACP, such as reducing the maximum available subsidy per household from \$50 to \$30 (while keeping it at \$75 on tribal lands), expanding the eligibility pool for the subsidy, and requiring that customers be able to apply the credit to any Internet service offering, among other things. Absent additional funding, at present pace, the ACP funds are projected by the FCC to exhaust in April of 2024.

The IIJA also funds several other programs dedicated to broadband expansion and upgrades, including a \$2 billion tribal broadband program, a \$60 million Digital Equity fund, a \$2 billion Rural Utilities Service loan and grants program, and a \$1 billion middle mile grants program, in addition to other smaller amounts or amounts less directly related to deployment and adoption. The IIJA also directed the FCC to require broadband service providers to display labels containing certain information regarding their broadband internet access plans starting in April 2024. The rules adopted by the FCC require covered broadband providers to display these labels at the point of sale. The labels must include various information including plan price, rates, data allowance, if any, speed, latency, and other enumerated disclosures.

Privacy

Our businesses are subject to federal and state laws and regulations that impose various restrictions and obligations related to privacy and the handling of customers' personal information. Privacy-related legislation has been adopted in a number of states in which we operate. Certain state requirements give consumers increased rights including the right to know what personal information is being collected about them and obtain a copy of such information, opt-out of the sale of personal information or sharing of personal information for purposes of certain targeted advertising, and to request the correction or deletion of this information. Complying with such laws, as well as other legislative and regulatory action related to privacy, could result in increased costs of compliance, claims against the Company or investigations related to compliance, and increased uncertainty in the use and availability of certain consumer data.

Video Programming

Federal, state, and local governments extensively regulate the video services industry. Our linear video services are subject to, among other things: subscriber privacy regulations; requirements that we carry a local broadcast station or obtain consent to carry a local or distant broadcast station; rules for franchise renewals and transfers; the manner in which program packages are marketed to subscribers; and program access requirements.

We provide video programming in some of our markets including California, Connecticut, Florida, Indiana, and Texas pursuant to franchises, permits and similar authorizations issued by state and local franchising authorities. Most franchises require payment of a franchise fee as a requirement to the granting of authority.

Many franchises establish facilities and service requirements, as well as specific customer service standards and monetary penalties for non-compliance. Franchises are generally granted for fixed terms and must be periodically renewed.

Environmental Regulation

The local exchange carrier subsidiaries we operate are subject to federal, state, and local laws, and regulations governing the use, storage, disposal of, and exposure to hazardous materials, the release of pollutants into the environment and the remediation of contamination. As an owner and former owner of property, we are subject to environmental laws that could impose liability for the entire cost of cleanup at contaminated sites, including sites formerly owned by us or our predecessors, regardless of fault or the lawfulness of the activity that resulted in contamination. We believe that our operations are in substantial compliance with applicable environmental laws and regulations.

Segment Information

Our operations are managed and reported to our CEO, our chief operating decision maker, on a consolidated basis. The CEO assesses performance and allocates resources based on the consolidated results of operations. Under this organizational and reporting structure, we have one reportable segment.

Intellectual Property

We own or have licenses to various trademarks, trade names and intellectual property rights that are necessary for the operation of our business.

We own or have the rights to use various trademarks, service marks and trade names referred to in this report. Solely for convenience, we refer to certain trademarks, service marks and trade names in this report without the ™, SM and ® symbols. Such references are not intended to indicate, in any way, that we will not assert, to the fullest extent permitted by law, our rights to our trademarks, service marks and trade names. Other trademarks, trade names or service marks appearing in this report are the property of their respective owners.

Human Capital Management

We are building a high-performing and diverse workforce committed to our purpose, Building Gigabit America™. As of December 31, 2023, we had approximately 13,300 employees.

Our Board of Directors and executive leadership team oversee the execution of our fiber-first strategy: build fiber, sell fiber, improve the customer experience, and simplify operations. Motivated by a belief that Frontier's success depends on our employees' success, we strive to provide the skills they need to thrive by creating an inclusive culture that rewards them with competitive compensation and benefits, makes safety paramount, and nurtures professional and personal development.

Talent Engagement and Development

No matter where our team members work, we are all focused on bringing the best experiences to our customers and that starts with making Frontier a great place to work. We have invested in creating a work environment and culture where team members thrive because they feel supported, challenged, respected and rewarded. It's a place where people can grow professionally and become leaders who inspire transformative results.

In 2023, we continued to advance our culture through:

- **All-employee Surveys:** We began conducting all-employee surveys early in our turnaround because we understood the value of employee feedback in transforming our business. We set the baselines in 2022, and our 2023 survey showed an improvement in employee sentiment. Intent to stay and sense of belonging were highlighted as strengths, reflecting the positive impact of our equity, diversity and inclusion, and performance management efforts.
- **Employee Forums:** Our leadership team hosts regular all-hands meetings to share progress on priorities and solicit feedback from employees. For example, our CEO's bi-monthly "Listen Live" events are open to all employees. During these calls, we discuss new products and programs, recognize individuals who go above and beyond, and answer our employees' questions live.
- **Performance Management:** In 2023, we enhanced our end-to-end performance management program for non-union teammates to reinforce goal setting, alignment to our strategic priorities, development planning, performance coaching and feedback culminating in our pay-for-performance culture.
- **Frontline Training:** We added new programs to further develop our customer-facing teammates including training on our products, services and technology.
- **Diversity, Equity and Inclusion:** We began launching our Employee Impact Groups (EIGs) in 2023 to promote a culture of inclusion and innovation. Additionally, these groups serve as a valuable resource for recruiting talent from underrepresented backgrounds, mentoring existing team members and community relations.
- **Recognition:** Our Changemaker program recognizes the most outstanding builders of Gigabit America. Team members nominate their peers for living our purpose and going above and beyond in the Frontier Way. Every quarter we award winners, one of whom becomes Changemaker of the Year.

Health and Safety

The health and safety of our employees is our top priority, and we are committed to providing a safe working environment. From reinforcing our core safety practices to targeting more effective prevention, we continue to focus on improving in this critical area.

To continue to strengthen our safety culture, we use monthly scorecards to track and review our performance at every level of the organization— from EVPs to the frontline supervisors. We compare our performance against the Bureau of Labor Statistics for our industry category as well as research data and practices in similar industries to help with our assessments and, along with team-member feedback, to make improvements.

Across Frontier, senior leaders are increasingly embracing the importance of safety and promoting it across the organization. And out on the road, we are using telematics in our fleet to help reinforce our safety practices to ensure safety is always part of the everyday working life in all corners and throughout the company.

Our commitment to safety is guided by our Occupational Safety & Health Program and reinforced by our Environmental Health and Safety Methods and Procedures. Together, they provide a framework for identifying, controlling and reducing risks.

As a standard practice, we maintain environmental, health, and safety compliance programs, including ongoing safety training for our field technicians.

New Headquarters

We relocated our headquarters from Norwalk, Connecticut to Dallas, Texas in August 2023. Our new Dallas headquarters is centrally located which makes it easier to stay connected to our customers and manage our national operations.

As part of our headquarters relocation, we are investing in our 95,000-square-foot office space in Uptown Dallas. Our innovative Dallas hub, which is home to our CEO, executive leadership team and hundreds of corporate teammates, was designed to create a high-performing culture for top talent to lead our transformation.

Our Workforce

Our employee base decreased by approximately 10% from approximately 14,700 employees at December 31, 2022 to approximately 13,300 at December 31, 2023. During 2023, restructuring initiatives and organizational realignment resulted in the separation of approximately 1,400 employees. Approximately 68% of our total employees are represented by unions and are subject to collective bargaining agreements. The term of our collective bargaining agreements is typically three years and at any point in time we generally have several agreements under negotiation and on extension. Approximately 28% of our unionized employees are covered by collective agreements that are scheduled to expire in 2024. We consider our relations with our employees to be good.

In addition, our workforce is currently supplemented by approximately 120 contract workers, primarily in construction planning. We are a federal contractor and follow the rules set forth by the Department of Labor, Office of Federal Contract Compliance Programs (OFCCP), including those applicable to recruiting, hiring and diversity.

Emergence from Chapter 11 Bankruptcy; Basis of Presentation

On April 14, 2020, Frontier Communications Corporation ("Old Frontier") and certain of its subsidiaries (collectively, the "Debtors") filed voluntary petitions for relief (the "Chapter 11 Cases") under Chapter 11 of the United States Bankruptcy Code. On August 27, 2020, the Bankruptcy Court entered the Confirmation Order, which approved and confirmed the Plan of Reorganization (the "Plan"). On April 30, 2021, (the "Effective Date"), we emerged from Chapter 11 pursuant to a series of transactions under the Plan. On the Effective Date, among other things, all of the obligations under Old Frontier's unsecured senior notes were cancelled, all of Old Frontier's equity existing as of the Effective Date was cancelled, and we issued 244,401,000 shares of common stock that were transferred to holders of the allowed senior notes claims (as defined in the Plan.) Further, in connection with the satisfaction of the conditions to effectiveness as set forth in the Confirmation Order and in the Plan, Frontier Communications Holdings, LLC completed a series of transactions whereby it assumed all of the outstanding indebtedness of Old Frontier and issued new first lien notes (the "Restructuring").

We adopted fresh start accounting upon the effective date, which resulted in a new basis of accounting, and we became a new entity for financial reporting purposes. As a result of the application of fresh start accounting and the effects of the implementation of the Plan, the consolidated financial statements after the Effective Date are not comparable with the consolidated financial statements on or before that date. Refer to Note 4 – "Fresh Start Accounting" to the audited consolidated financial statements, in Part II, Item 8 of this Annual Report on Form 10-K, for additional information related to fresh start accounting.

In this report, references to "Successor" relate to our financial position and results of operations after the Effective Date and references to "Predecessor" refer to the financial position and results of operations of Old Frontier and its subsidiaries on or before the Effective Date.

Available Information

We make available, free of charge on our website, our Annual Report on Form 10-K, Quarterly Reports on Form 10-Q, Current Reports on Form 8-K and amendments to these reports filed or furnished pursuant to Section 13(a) or 15(d) of the Securities Exchange Act of 1934, as amended (the "Exchange Act"), as soon as practicable after we electronically file these documents with, or furnish them to, the SEC. These documents may be accessed through our website at www.frontier.com under "Investors." The information posted or linked on our website is not part of, or incorporated by reference into, this report. We also make our Annual Report available in printed form upon request at no charge.

We make available on our website, as noted above, or in printed form upon request, free of charge, our Corporate Governance Guidelines, Code of Business Conduct and Ethics, Specific Code of Business Conduct and Ethics Provisions for Certain Officers, and the charters for the Audit, Compensation and Human Capital, and Nominating and Corporate Governance Committees of the Board of Directors. Stockholders may request printed copies of these materials by writing to: 1919 McKinney Avenue, Dallas, Texas 75201 Attention: Corporate Secretary.

Forward-Looking Statements

This Annual Report on Form 10-K contains "forward-looking statements," related to future events. Forward-looking statements address our expectations or beliefs concerning future events, including, without limitation, our future operating and financial performance, our ability to implement strategic initiatives, such as our fiber build and fiber penetration and our ability to realize cost savings initiatives, our ability to comply with the covenants in the agreements governing our indebtedness, our capital expenditures, and other matters. These statements are made based on management's views and assumptions, as of the time the statements are made, regarding future events and performance and contain words such as "expect," "anticipate," "intend," "plan," "believe," "seek," "see," "may," "will," "would," or "target." Forward-looking statements by their nature address matters that are, to different degrees, uncertain. We do not intend, nor do we undertake any duty, to update any forward-looking statements, except as required by law.

A wide range of factors could materially affect future developments and performance, including but not limited to:

- our significant indebtedness, our ability to incur substantially more debt in the future, and covenants in the agreements governing our current indebtedness that may reduce our operating and financial flexibility;
- declines in Adjusted EBITDA and revenue relative to historical levels that we are unable to offset;
- economic uncertainty, volatility in financial markets, and rising interest rates could limit our ability to access capital or increase the cost of capital needed to fund business operations, including our fiber expansion plans;
- our ability to successfully implement strategic initiatives, including our fiber buildout and other initiatives to enhance revenue and realize productivity improvements;
- our ability to secure necessary construction resources, materials and permits for our fiber buildout initiative in a timely and cost-effective manner;
- inflationary pressures on costs, including tight labor markets, increased fuel and electricity costs, and potential disruptions in our supply chain, which could adversely impact our financial condition or results of operations and hinder our fiber expansion plans;
- our ability to effectively manage our operations, operating expenses, capital expenditures, debt service requirements and cash paid for income taxes and liquidity;
- the impact of potential information technology or data security breaches or other cyber-attacks or other disruptions;
- the impact of laws and regulations relating to the handling of privacy and data protection;
- competition from cable, wireless carriers, satellite providers, wireline carriers, fiber "overbuilders" and Over-the-Top video providers, and the risk that we will not respond on a timely or profitable basis;
- our ability to successfully adjust to changes in the communications industry, including the effects of technological changes and competition on our capital expenditures, products, and service offerings;
- our ability to retain or attract new customers and to maintain relationships with existing customers, including wholesale customers;
- our reliance on a limited number of key supplies and vendors;
- declines in revenue from our voice services, switched and nonswitched access and video and data services that we cannot stabilize or offset with increases in revenue from other products and services;
- our ability to secure, continue to use or renew intellectual property and other licenses used in our business;
- our ability to hire or retain key personnel;
- our ability to dispose of certain assets or asset groups or to make acquisition of certain assets on terms that are attractive to us, or at all;
- the effects of changes in the availability of federal and state universal service funding or other subsidies to us and our competitors and our ability to obtain future subsidies;
- our ability to comply with the applicable CAF II and RDOF requirements and the risk of penalties or obligations to return certain CAF II and RDOF funds;

- our ability to defend against litigation or government investigations and potentially unfavorable results from current pending and future litigation or investigations;
- our ability to comply with applicable federal and state consumer protection requirements;
- the effects of governmental legislation and regulation on our business, including costs, disruptions, possible limitations on operating flexibility and changes to the competitive landscape resulting from such legislation or regulation;
- the impact of regulatory, investigative, and legal proceedings and legal compliance risks;
- our ability to effectively manage service quality in the states in which we operate and meet mandated service quality metrics or regulatory requirements;
- the effects of changes in income tax rates, tax laws, regulations, or rulings, or federal or state tax assessments, including the risk that such changes may benefit our competitors more than us, as well as potential future decreases in the value of our deferred tax assets;
- the effects of changes in accounting policies or practices;
- our ability to successfully renegotiate union contracts;
- the effects of increased medical expenses and pension and postemployment expenses;
- changes in pension plan assumptions, interest rates, discount rates, regulatory rules, and/or the value of our pension plan assets;
- the impact of adverse changes in economic, political and market conditions in the areas that we serve, the U.S. and globally, including but not limited to, disruption in our supply chain, inflation in pricing for key materials or labor, or other adverse changes resulting from epidemics, pandemics, and outbreaks of contagious diseases, natural disasters, economic or political instability, terrorist attacks and wars, including the ongoing war in Ukraine and the Israel-Hamas war, or other adverse widespread developments;
- potential adverse impacts of climate change and increasingly stringent environmental laws, rules and regulations, and customer expectations and other environmental liabilities;
- market overhang due to substantial common stock holdings by our former creditors;
- certain provisions of Delaware law and our certificate of incorporation that may prevent efforts by our stockholders to change the direction or management of our company; and
- certain other factors set forth in our other filings with the SEC.

This list of factors that may affect future performance and the accuracy of forward-looking statements is illustrative and is not intended to be exhaustive. Any of the foregoing events, or other events, could cause our results to vary from management's forward-looking statements included in this report. You should consider these important factors, as well as the risks set forth under Item 1A. "Risk Factors," in evaluating any statement in this report or otherwise made by us or on our behalf.

ITEM 1A. Risk Factors

Before you make an investment decision with respect to any of our securities, you should carefully consider all the information we have included in this Annual Report on Form 10-K and our subsequent filings with the SEC. In particular, you should carefully consider the risk factors described below and the risks and uncertainties related to "Forward-Looking Statements," any of which could materially adversely affect our business, operating results, financial condition, and the actual outcome of matters as to which forward-looking statements are made in this annual report. The risks and uncertainties described below are not the only ones facing Frontier.

Additional risks and uncertainties that are not presently known to us or that we currently deem immaterial or that are not specific to us, may also adversely affect our business and operations. The following risk factors should be read in conjunction with the balance of this annual report, including the consolidated financial statements and related notes included in this report.

Risks Related to Our Indebtedness

We have a significant amount of indebtedness, and we may incur substantially more debt in the future. Such debt and debt service obligations may adversely affect us.

As of December 31, 2023, we had indebtedness of approximately \$11 billion of which approximately \$10 billion was secured. We may also be able to incur substantial additional indebtedness in the future. Although the terms of the agreements currently governing our existing indebtedness restrict our restricted subsidiaries' ability to incur additional indebtedness and liens, such restrictions are subject to several exceptions and qualifications, and the indebtedness and/or liens incurred in compliance with such restrictions may be substantial. Also, these restrictions do not prevent us or our restricted subsidiaries from incurring obligations that do not constitute indebtedness. In addition, to the extent other new debt is added to our subsidiaries' current debt levels, the substantial leverage risks described below would increase.

The potential significant negative consequences on our financial condition and results of operations that could result from our substantial debt include:

- limitations on our ability to obtain additional debt or equity financing on favorable terms or at all;
- instances in which we are unable to comply with the covenants contained in our indentures and credit agreements or to generate cash sufficient to make required debt payments, which circumstances have the potential of accelerating the maturity of some or all of our outstanding indebtedness;
- the allocation of a substantial portion of our cash flow from operations to service our debt, thus reducing the amount of our cash flows available for other purposes, including capital expenditures that would otherwise improve our competitive position, results of operations or stock price;
- requiring us to sell debt or equity securities or to sell some of our core assets, possibly on unfavorable terms, to meet payment obligations;
- compromising our flexibility to plan for, or react to, competitive challenges in our business and the telecommunications industries;
- increasing our vulnerability to general adverse economic and industry conditions, including increases in interest rates, particularly given a portion of our indebtedness bears interest at variable rates, as well as to catastrophic events; and
- the possibility of being put at a competitive disadvantage with competitors who, relative to their size, do not have as much debt as we do, and competitors who may be in a more favorable position to access additional capital resources.

In addition, our First Lien Notes and Second Lien Notes, as well as a portion of our subsidiary indebtedness (other than a portion of the securitized Class A and Class B notes), are rated below "investment grade" by independent rating agencies. This has resulted in higher borrowing costs for us. These rating agencies may lower our debt ratings further, if in the rating agencies' judgment such an action is appropriate. A further lowering of a rating would likely increase our future borrowing costs and reduce our access to capital. Our negotiations with vendors, customers and business partners could also be negatively impacted if they deem us a credit risk as a result of our credit rating.

Economic uncertainty and volatility in the U.S. and global financial markets could limit our ability to access capital or increase the cost of capital needed to fund business operations, including our fiber expansion plans.

As of December 31, 2023, economic uncertainty, inflationary pressures, the ongoing war in Ukraine, the Israel-Hamas war, rising interest rates and the expectations around the terminal target rate of the Federal Reserve continue to produce volatility in the debt and equity markets. Such volatility may affect our ability to access capital markets, which could lead to higher borrowing

costs or other unattractive financing terms or, in some cases, the inability to fund ongoing operations. Adverse changes or continued volatility in the financial markets could render us either unable to access additional financing or able to access these markets only at higher costs and with restrictive financial or other conditions, which could severely affect our business operations and hinder our fiber expansion plans.

The agreements governing our current indebtedness contain various covenants that impose restrictions on us and certain of our subsidiaries that may reduce our operating and financial flexibility and we may not be able to satisfy our obligations under these or other, future debt arrangements.

The agreements governing our existing indebtedness contain covenants that, among other things, limit our ability and the ability of certain of our subsidiaries to:

- incur additional debt and issue preferred stock;
- incur or create liens;
- redeem and/or prepay certain debt;
- pay dividends on our stock or repurchase stock;
- make certain investments;
- engage in specified sales of assets;
- enter into transactions with affiliates; and
- engage in consolidation, mergers, and acquisitions.

In addition, our credit facilities require us to comply with specified financial ratios, including a maximum first lien coverage ratio. Any future indebtedness may also require us to comply with similar or other covenants.

These restrictions on our ability to operate our business could seriously harm our business by, among other things, limiting our ability to take advantage of financings, mergers, acquisitions, and other corporate opportunities. Various risks, uncertainties and events beyond our control could affect our ability to comply with these covenants. Failure to comply with any of the covenants in our financing agreements could result in a default under those agreements and under other agreements containing cross-default provisions. A default would permit lenders to accelerate the maturity for the debt under these agreements and to foreclose upon any collateral securing the debt. Under these circumstances, we might not have sufficient funds or other resources to satisfy all of our obligations. In addition, the limitations imposed by financing agreements on our ability to incur additional debt and to take other actions might significantly impair our ability to obtain other financing. This could have serious consequences to our financial condition and results of operations.

Frontier is primarily a holding company and, as a result, we rely on the receipt of funds from our subsidiaries in order to meet our cash needs and service our indebtedness, including the notes.

Frontier is primarily a holding company, and its principal assets consist of the shares of capital stock or other equity instruments of its subsidiaries. As a holding company, we depend on distributions, transfers, and other intracompany payments from our subsidiaries to fund our obligations. The operating results of our subsidiaries at any given time may not be sufficient to make distributions, transfers, or other payments to us in order to allow us to make payments on our indebtedness. In addition, the payment of these distributions, transfers, and other payments, as well as other transfers of assets, between our subsidiaries and from our subsidiaries to us may be subject to legal, regulatory, or contractual restrictions. Some state regulators have imposed, and others may consider imposing on regulated companies, including us, cash management practices that could limit the ability of such regulated companies to transfer cash between subsidiaries or to the parent company. While none of the existing state regulations materially affect our cash management, any changes to the existing regulations or imposition of new regulations or restrictions may materially adversely affect our ability to transfer cash within our consolidated companies.

We expect to make contributions to our pension plan in future years, the amount of which will be impacted by volatility in asset values related to Frontier's pension plan and changes in pension plan assumptions.

Under Internal Revenue Service ("IRS") regulations, we are required to make minimum contributions to our pension plan annually, based upon, among other factors, the value of plan assets relative to the funding target. We made contributions of \$134 million and \$176 million to our pension plan in 2023 and 2022, respectively. Our required contributions for plan years 2023 and 2022, calculated as of January 1 of the relevant year, were approximately \$126 million and \$134 million, respectively. In 2021, we received an IRS waiver of the minimum funding standard under Section 412(c) of the Internal Revenue Code, and Section 302(c) of the Employee Retirement Income Security Act of 1974 for the plan year 2020 minimum required distribution. With this waiver, we are spreading the 2020 minimum required contribution over the five subsequent plan years, in addition to the minimum contributions owed for those plan years.

We expect to make contributions to our pension plan in future years and the amount of required contributions for future years could be significant. Volatility in our asset values, liability calculations, or returns may impact the costs of maintaining our pension plan and our future funding requirements. Any future contribution to our pension plan could be material and could have a material adverse effect on our liquidity by reducing cash flows.

Significant changes in discount rates, rates of return on pension assets, mortality tables and other factors could adversely affect our earnings and equity and increase our pension funding requirements.

Pension costs and obligations are determined using actual results as well as actuarial valuations that involve several assumptions. The most critical assumptions are the discount rate, the long-term expected return on assets and lump sum conversion interest rates. Other assumptions include salary increases, mortality, and retirement age. Some of these assumptions, such as the discount rate and return on pension assets, are reflective of economic conditions and impacted by factors such as inflationary pressures that are largely out of our control. Changes in the pension assumptions could have a material impact on pension costs and obligations, and could in turn have a material adverse effect on our earnings, equity, and funding requirements.

Risks Related to Our Business

If our fiber expansion plan or other initiatives to increase our revenues, customer trends, profitability and cash flows are unsuccessful, our financial position and results of operations will be negatively and adversely impacted.

We must produce adequate revenues and operating cash flows that, when combined with cash on hand and borrowing under our revolving credit facility and other financings, will be sufficient to service our debt, fund our capital expenditures, taxes, pension and other employee benefit obligations and other operating expenses. We continue to experience revenue declines as compared to prior years. We have undertaken, and expect to continue to undertake, programs and initiatives with the objective of improving revenues, customer trends, profitability, and cash flows by enhancing our operations and customer service and support processes. In particular, under our fiber expansion plan we intend to grow our fiber network and optimize our existing copper network at attractive internal rates of return (IRRs) in order to increase our revenues and customer trends, and in turn increase our profitability and cash flows. We have historically experienced significant challenges in achieving such improvements. In addition, these programs and initiatives require significant investment and other resources and may divert attention from ongoing operations and other strategic initiatives.

There can be no assurance that our current and future initiatives and programs will be successful, or that the actual returns from these programs and initiatives will not be lower than anticipated or take longer to realize than we anticipate. For example, we may not reach our targets to expand and penetrate our existing fiber network on the timelines we anticipate, or at all. If current and future programs and initiatives are unsuccessful, result in lower returns than we anticipate, or take longer than we anticipate, it could have a material adverse effect on our financial position and our results of operations.

Inflationary pressures on costs and disruptions in our supply chain, may adversely impact our financial condition or results of operations, including our fiber expansion plans.

During fiscal 2023, we continued to experience the impact of inflation, including upward pressure on the cost of materials, labor, fuel and electricity, and other items that are critical to our business. We continue to monitor these impacts closely. If our costs continue to rise, we may experience losses and diminished margins. While we may seek to recoup or offset increased costs in whole or in part through customer price increases or by implementing offsetting cost reductions, we may be unable to do so.

Through December 31, 2023, we had not experienced any significant disruptions in our supply chain; however, some of our business partners have been impacted by COVID-related workforce absences and other disruptions which have affected our service levels and distribution of work. We cannot assure you that we will not experience significant shortages or delays in our supply chain relating to materials, labor, and other inputs necessary to our fiber expansion plans. Any such shortages or delays may adversely impact our ability to reach our fiber expansion targets on budget and on time.

The communications industry is very competitive, and some of our competitors have superior resources which may place us at a disadvantage.

We face competition in every aspect of our business. Through mergers and various service expansion strategies, service providers are striving to provide integrated solutions both within and across geographic markets. Our competitors include cable operators, wireless carriers, satellite providers, wireline carriers, fiber "overbuilders" and OTT video providers, many of which are subject to less regulation than we are. These entities may provide services that are competitive with the services that we offer or intend to introduce. For example, our competitors may seek to introduce networks in our primarily copper-based markets that are competitive with or superior to our copper-based networks. Several competitors were successful bidders in the RDOF auction in areas within Frontier's service footprint and we expect these competitors will deploy expanded services in these areas that will compete with our services. We also believe that wireless, cable, and other providers have increased their penetration of various services in our markets. We expect that competition will remain robust. Our revenue and cash flow will be adversely impacted if we cannot reverse our customer losses or continue to provide high-quality services.

Some of our competitors have market presence, engineering, technical, marketing, and financial capabilities which are substantially greater than ours. In addition, some of these competitors have less debt and are able to raise capital at a lower cost than we are able to. Consequently, some of these competitors may be able to develop and expand their communications and network infrastructures more quickly, adapt more swiftly to new or emerging technologies and changes in customer preferences, including leading edge technologies such as artificial intelligence, machine learning and various types of data science, as well as take advantage of acquisition and other opportunities more readily and devote greater resources to the marketing and sale of their products and services than we will be able to. Additionally, the greater brand name recognition of some competitors may require

us to price our services at lower levels in order to retain or obtain customers. Finally, the cost advantages and greater financial resources of some of these competitors may give them the ability to reduce their prices for an extended period of time if they so choose. Our business and results of operations may be materially adversely impacted if we are not able to effectively compete.

We cannot predict which of the many possible future technologies, products or services will be important to maintain our competitive position or what expenditures will be required to develop and provide these technologies, products, or services. Our ability to compete successfully will depend on the effectiveness of capital expenditure investments in infrastructure, products and services, our marketing efforts, our ability to deliver high quality customer service, our ability to anticipate and respond to various competitive factors affecting the industry, including a changing regulatory environment that may affect our business and that of our competitors differently, new services that may be introduced, changes in consumer preferences, or habits, demographic trends, economic conditions and pricing strategies by competitors. Increasing competition may reduce our revenues and increase our marketing and other costs as well as require us to increase our capital expenditures and thereby decrease our cash flows.

We rely on network and information systems and other technology, and a breach, disruption or failure of such networks, systems or technology as a result of cyber-attacks, malware, misappropriation of data or other malfeasance, as well as outages, accidental releases of information or similar events, may disrupt our business and materially impact our results of operations, financial condition and cash flows.

Our business involves the receipt, storage, and transmission of confidential information about our customers and others, including sensitive personal, account and payment card information, confidential information about our employees and suppliers, and other sensitive information about our company, such as our business plans, transactions, financial information, and intellectual property. Cyberattacks against companies like ours have increased in frequency and potential harm over time, and the methods used to gain unauthorized access constantly evolve, making it increasingly difficult to anticipate, prevent, and/or detect incidents successfully in every instance. Likewise, our information technology, networks, and infrastructure may be subject to damage, disruptions, or shutdowns due to cyber-attacks, malware, including ransomware or other information security breaches, employee or third-party error or malfeasance, power outages, communication or utility failures, systems failures, natural disasters, or other catastrophic events.

Further, our network and information systems are subject to various risks related to our vendors, third parties and other parties we may not fully control. We use encryption and authentication technology licensed from third parties to provide secure transmission of confidential information, including our business data and customer information. Similarly, we rely on employees in our network operations centers, data centers and call centers to follow our procedures when handling sensitive information. Use of vendors and third-party technologies could also expose us to supply chain cybersecurity risks, and we may not have accurate or complete information about the risks that third-party service providers face or the security of their systems. While we select our employees and third-party business partners carefully, our ability to monitor these third parties is limited, which could expose us to cyber-security and other risks. In addition, our customers using our network to access the Internet may become victim to malicious and abusive internet activities, such as unsolicited mass advertising (or spam), peer-to-peer file sharing, distribution of viruses, worms and other destructive or disruptive software; these activities could adversely affect our network, result in excessive call volume at our call centers and damage our or our customers' equipment and data.

While we maintain security measures, disaster recovery plans and business continuity plans and work to upgrade our existing technology systems and provide employee training around the cyber risks we face, these risks are constantly evolving and are challenging to mitigate. Like many companies, we and our third party service providers are the subject of increasingly frequent cyber-attacks. Security incidents result from the actions of a wide variety of actors with a wide range of motives and expertise, such as traditional hackers, personnel or the personnel of third parties, sophisticated nation-states and nation-state-supported actors. We are required to expend significant resources in an effort to protect against security incidents and may be required or choose to spend additional resources or modify our business activities, particularly where required by applicable data privacy and security laws or regulations or industry standards. While we have developed systems and processes designed to protect the integrity, confidentiality and security of the confidential and personal information under our control, we cannot assure you that any security measures that we or our third-party service providers implement will be effective in preventing security incidents, disruptions, cyberattacks, or other similar events. Any unauthorized access, computer viruses, ransomware attacks, accidental or intentional release of confidential information or other disruptions could result in misappropriation of our or our customers' sensitive information; financial loss; reputational harm; increased costs, such as those relating to remediation or future protection; customer dissatisfaction, which could lead to a decline in customers and revenue; changes to insurance premiums or coverage; government investigations and legal claims or proceedings, fines and other liabilities. There can be no assurance that the impact of such incidents would not be material to our results of operations, financial condition, or cash flows.

We may be unable to meet the technological needs or expectations of our customers and may lose customers as a result.

The communications industry is subject to significant changes in technology and replacing or upgrading our infrastructure to keep pace with such technological changes could result in significant capital expenditures. If we do not replace or upgrade technology and equipment and manage broadband speeds and capacity as necessary, we may be unable to compete effectively because we will not be able to meet the needs or expectations of our customers.

Many of these technological changes may displace or reduce demand for certain of our services, enable the development of competitive products or services, enable customers to reduce or bypass use of our networks or reduce our profit margins. For

example, as service providers continue to invest in 5G and low earth orbit satellite networks and services, their 5G services could reduce demand for our network services. Such enhancements to competitors' product offerings may influence our customers to consider other service providers, such as cable operators, CLECs, OTT or wireless providers. We may be unable to attract new or retain existing customers from cable companies due to their deployment of enhanced broadband and VoIP technology. In addition, new capacity services for broadband technologies may permit our competitors to offer broadband data services to our customers throughout most or all of our service areas. Any resulting inability to attract new or retain existing customers could adversely impact our business and results of operations in a material manner.

Laws and regulations relating to the handling of privacy and data protection may result in increased costs, legal claims, fines against us, or reputational damage.

We process, store, and transmit large amounts of data, including the personal information of our customers. Ongoing increases in the potential for misuse of personal information, the public's awareness of the importance of safeguarding personal information, and the volume of legislation and regulations that have been adopted or is being considered regarding the protection, privacy, and security of personal information have resulted in increases to our information-related risks. Many states and local authorities have enacted or considered legislative or other actions that would impose restrictions on our ability to collect, use and disclose certain consumer information, particularly with regard to our broadband Internet business. These new privacy laws and others that we expect to be developed and enacted going forward will impose additional data protection obligations and potential liability on companies such as ours doing business in those states.

We have incurred and will continue to incur significant implementation costs to ensure compliance with Federal and state privacy laws and their related regulations, including managing the complexity of laws that vary from state to state. Both federal and state governments are considering additional privacy laws and regulations, which, if passed, could further impact our business, strategies, offerings, and initiatives and cause us to incur further costs. Any actual or perceived failure to comply with data privacy laws or regulations, or related contractual or other obligations, or any perceived privacy rights violation, could lead to investigations, claims, and proceedings by governmental entities and private parties, damages for contract breaches, and other significant costs, penalties, and other liabilities, as well as harm to our reputation and market position.

Our business is sensitive to continued relationships with our wholesale customers.

We have substantial business relationships with other communications carriers for which we provide service. While we seek to maintain and grow our business with these customers, we face significant competition for this wholesale business. If we fail to maintain our grow this business, our revenues and results of operations could be materially and adversely affected.

A significant portion of our workforce is represented by labor unions.

As of December 31, 2023, approximately 68% of our total employees were represented by unions and were subject to collective bargaining agreements. The term of our collective bargaining agreements is typically three years and at any point in time we generally have several agreements under negotiation and extension. Approximately 28% of our unionized employees are covered by collective bargaining agreements that are scheduled to expire in 2024.

We cannot predict the outcome of negotiations of the collective bargaining agreements covering our employees. If we are unable to reach new agreements or renew existing agreements, employees subject to collective bargaining agreements may engage in strikes, work slowdowns or other labor actions, which could materially disrupt our ability to provide services. New labor agreements or the renewal of existing agreements may impose significant additional costs on us, which could adversely affect our financial condition and results of operations in the future.

Climate change and increasingly stringent environmental laws, rules and regulations, and customer expectations and other environmental liabilities, could adversely affect our business.

There is a heightened public focus on climate change, sustainability, and environmental issues and customer, regulatory and shareholder expectations are evolving rapidly, with a focus on companies' climate change readiness, response, and mitigation strategies. This has led to increased government regulation and caused certain of our partners and vendors to incorporate environmental standards into our business with them. We expect that the trend of increasing environmental awareness will continue, which will result in higher costs of operations. We are committed to incorporating environmentally sustainable practices into our business, including those focused on reducing our carbon footprint and emissions, managing energy use and efficiency, and enhancing our use of renewable energy and device recycling, which may result in increases in our costs of operations relative to our competitors.

The potential impact of climate change on our operations and our customers remains uncertain. The primary risk that climate change poses to our business is the potential for increases in severe weather in the areas in which we operate. Increasing frequency and intensity of rainfall and severe storms, flooding, wildfires, mudslides, sustained high wind events and freezing conditions, including related power outages, could impair our ability to build and maintain our network and lead to disruptions in our services, workforce, and supply chain. These changes could be severe and could negatively impact our operations, including damaging our network infrastructure, which could result in increased costs and loss of revenue. We may incur significant costs to prepare for, respond to, and mitigate the impact of climate change on our infrastructure and operations. In addition, governmental initiatives to address climate change could, if adopted, restrict our operations, require us to make capital expenditures to comply

with these initiatives, and increase our costs, all of which could impact our ability to compete. Our inability to timely respond to the risks posed by climate change and the costs of compliance with climate change laws and regulations could have a material adverse impact on us.

In addition, the local exchange carrier subsidiaries we operate are subject to federal, state, and local laws and regulations governing the use, storage, disposal of, and exposure to hazardous materials, the release of pollutants into the environment and the remediation of contamination. As an owner and former owner of property, we are subject to environmental laws that could impose liability for the entire cost of cleanup at contaminated sites, including sites formerly owned or operated by us or our predecessors, regardless of fault or the lawfulness of the activity that resulted in contamination. As a result, we may become responsible for the investigation and remediation of property that we own or operate (or previously owned or operated), or that has been adversely affected by infrastructure we own or operate (or previously owned or operated), including land or waterways potentially impacted by the release of contaminants from lead-sheathing with respect to certain legacy copper cabling. We cannot assure you that we will not be subject to significant legal proceedings, governmental investigations or costly remediation obligations in connection with any environmental impacts associated with aging infrastructure that we now control or formerly controlled, which could have a material adverse impact on us.

Negotiations with the providers of content for our video systems may not be successful, potentially resulting in our inability to carry certain programming channels on our video systems, which could result in the loss of subscribers. Alternatively, because of the bargaining power of some content providers, we may be forced to pay an increasing amount for some content, resulting in higher expenses and lower profitability.

We continue to execute on our video strategy of achieving savings by renegotiating contracts to lower content costs or dropping channels entirely. The content owners of the programming that we carry on our multichannel video systems are the exclusive provider of the channels they offer. If we are unable to reach a mutually-agreed contract with a content owner, including pricing and carriage provisions, our existing agreements to carry this content may not be renewed, resulting in the blackout of these channels. The loss of content could result in loss of customers who place a high value on the particular content that is lost. In addition, many content providers own multiple channels. As a result, we typically have to negotiate the pricing for multiple channels rather than one and carry and pay for content that customers do not value, in order to have access to other content that customers do value. Some of our competitors have materially larger scale than we do, and may, as a result, be better positioned than we are in such negotiations. As a result of these factors, the cost of content acquisition may continue to increase faster than corresponding revenues which could result in lower profitability.

We are subject to a significant amount of litigation, which could require us to pay significant damages or settlements.

We are party to various legal proceedings, including, from time to time, individual actions, class and putative class actions, and governmental investigations, covering a wide range of matters and types of claims including, but not limited to, general contract disputes, billing disputes, rights of access, taxes and surcharges, consumer protection, advertising, sales and the provision of services, trademark and patent infringement, employment, regulatory, tort, claims of competitors and disputes with carriers.

In connection with our emergence from bankruptcy, the Plan provided that holders of general unsecured claims, including, but not limited to, litigation claims against us and/or our subsidiaries, had their claims “ride through” the bankruptcy, meaning there was no bar to or discharge of these claims. In particular, litigation claims against us survived the bankruptcy and those claims may be pursued against us. To the extent such claims could have been asserted prior to bankruptcy or arose during the bankruptcy, such claims can be asserted now that we have emerged from bankruptcy. In addition to potential liability for claims asserted against us, we have ongoing obligations to indemnify our former officers and directors and certain underwriters in connection with litigation as we did before the bankruptcy.

Litigation is subject to uncertainty and the outcome of individual matters is not predictable. We may incur significant expenses in defending these lawsuits. In addition, we may be required to pay significant awards or enter into settlements with governmental or other entities which impose significant financial and business remediation measures.

We rely on a limited number of key suppliers and vendors.

We depend on a limited number of suppliers and vendors for equipment and services relating to our network infrastructure, including network elements such as digital and Internet protocol switching and routing equipment, optical and copper transmission equipment, broadband connectivity equipment, various forms of customer premise equipment, optical fiber, wireless equipment, as well as the software that is used throughout our network to manage traffic, network elements, and other functions critical to our operations. If any of our major suppliers were to experience disruption, supply-chain interruptions, financial difficulties, or other unforeseen problems delivering, maintaining, or servicing these network components on a timely basis, our operations could suffer significantly. For example, supply chain and labor disruptions arising from the COVID-19 pandemic affected the ability of certain of our suppliers and vendors to provide products and services to us in a timely matter, or at all, if similar disruptions were to occur in the future, it could adversely impact our operations. Our suppliers and vendors may also continue to experience increased costs for their materials, labor, and other significant items due to inflation, which they could seek to pass along to us and their other customers. In addition, due to changes in the communications industry, the suppliers of many of these products and services have been consolidating. In the event it were to become necessary to seek alternative suppliers and vendors, we may be unable to

obtain satisfactory replacement supplies, services, or utilities on economically-attractive terms, on a timely basis, or at all, which could increase costs or cause disruptions in our services.

Risks Related to Regulation and Oversight

Changes in federal or state regulations may reduce subsidy and other revenues we receive.

A portion of Frontier's total revenues (\$75 million, or 1%, in 2023 and \$54 million, or 1%, in 2022) are derived from federal and state subsidies for rural and high-cost support including RDOF. The CAF II program and associated support ended as of December 31, 2021.

We participated in the FCC's RDOF Phase I auction and were awarded approximately \$371 million over ten years to build gigabit-capable broadband over a fiber-to-the-premises network to approximately 127,000 locations in eight states (California, Connecticut, Florida, Illinois, New York, Pennsylvania, Texas, and West Virginia). We began receiving RDOF funding early in 2022.

The RDOF program is less favorable to us than the CAF Phase II program was and resulted in a material reduction in our annual FCC funding, from approximately \$313 million in annual support under CAF II in 2021 to approximately \$37 million in annual support under RDOF beginning in early 2022. This has resulted in a material reduction in our revenue and operating income and could have a material adverse effect on our business, financial condition, and results of operations. In addition, the FCC is reviewing CAF II carriers' completion data and if the FCC determines that we did not satisfy our CAF II requirements we could be required to return a portion of the funds received and may be subject to certain other fines, requirements and obligations, which could have an adverse impact on our financial condition.

In November 2021, Congress passed the IIJA which provides \$65 billion to fund broadband connectivity programs, including broadband deployment to unserved and underserved locations. The National Telecommunications and Information Administration (NTIA) is administering the principal last mile infrastructure funding program in the amount of \$42.5 billion, the Broadband Equity, Access & Deployment Program (BEAD), and will distribute funding through direct grants to states, who will then award the funds based on competitive grant programs. The NTIA has allocated approximately \$25.5 billion to states in Frontier's footprint. We are closely tracking implementation of the BEAD program, including state determinations regarding subsidy award criteria. We are actively pursuing awards of these stimulus funds, however, we continue to evaluate our opportunities as the process is complex and any awards that we ultimately receive under the IIJA may require significant up-front capital expenditures or other costs.

A portion of our total revenues are derived from switched access charges paid by other carriers for services we provide in originating intrastate and interstate long-distance traffic. The rates we can charge for switched access are regulated by the FCC and state regulatory agencies and could be further reduced in the future.

Certain states also have their own open proceedings to address reform to originating intrastate access charges, other intercarrier compensation, and state universal service funds. We cannot predict when or how these matters will be decided or the effect on our subsidy or switched access revenues. However, future reductions in our subsidy or switched access revenues may directly affect our profitability and cash flows as those regulatory revenues do not have an equal level of associated variable expenses.

We are also required to contribute to the Universal Service Fund ("USF") and the FCC allows us to recover these contributions through a USF surcharge on customers' bills. Upon emergence from bankruptcy, USF charges are recorded on a net basis, to Cost of Service expense. If we are unable to recover USF contributions, it could have a material adverse effect on our business or results of operations.

While we are implementing a number of operational initiatives in order to realize certain cost savings, our ability to achieve such cost savings on a timely basis, or at all, is subject to various risks and assumptions by our management, which may or may not be realized. Even if we do realize some or all of such cost savings, they may be insufficient to offset any reductions in subsidies we receive, or our inability to recover USF contributions.

Frontier and our industry are expected to remain highly regulated, and we could incur substantial compliance costs that could constrain our ability to compete in our target markets.

As an incumbent local exchange carrier, some of the services we offer are subject to significant regulation from federal, state, and local authorities. This regulation could impact our ability to change our rates, especially on our basic voice services and our access rates and could impose substantial compliance costs on us. In some jurisdictions, regulation may restrict our ability to expand our service offerings. In some jurisdictions we may be required to undertake investments and/or other actions to ensure service quality, network reliability, or continued availability of service or face penalties and other obligations. In addition, changes to the regulations that govern our business, including regulation of currently unregulated internet access services, may have an adverse effect on our business by reducing the allowable fees that we may charge, imposing additional compliance costs, reducing the amount of subsidies, or otherwise changing the nature of our operations and the competition in our industry. At this time, it is unknown how these regulations, regulatory oversight, or changes to these regulations will affect our operations or ability to compete in the future.

FCC rulemakings and state regulatory proceedings, including those relating to Internet access offerings, could have a substantial adverse impact on our operations.

The FCC currently classifies fixed consumer broadband services as information services, subject to light-touch regulation. In October 2023 the FCC released a notice of proposed rulemaking seeking to reclassify certain broadband services as lightly regulated telecommunications services, imposing certain requirements on the reclassified internet services. Our Internet access offerings could become subject to additional laws and regulations as they are adopted or applied to the Internet. As the significance of the internet continues to expand and evolve, federal, state, and local governments may pass laws and adopt rules and regulations, including those directed at privacy, service quality or service rates, or apply existing laws and regulations to the internet (including internet access services), and related matters are under consideration in both federal and state legislative and regulatory bodies. We cannot predict whether new regulations, or the outcome of expected or pending challenges to federal, state or local regulations or actions will prove beneficial or detrimental to our competitive position.

We are subject to the oversight of certain federal and state agencies that may investigate or pursue enforcement actions against us relating to consumer protection matters.

Certain federal and state agencies, including state attorneys general, monitor and exercise oversight related to consumer protection matters, including those affecting the communications industry. Such agencies have in the past, and may in the future, choose to launch an inquiry or investigation of our business practices in response to customer complaints or other publicized customer service issues or disruptions, including regarding the failure to meet technological needs or expectations of our customers or related to public safety services. Such inquiries or investigations could result in reputational harm, enforcement actions, litigation, fines, settlements, and/or operational and financial conditions being placed on the Company, any of which could materially and adversely affect our business.

We are subject to the oversight of certain federal and state regulatory agencies regarding commitments that were made by or imposed on the Company by the regulatory agencies in association with securing federal and state regulatory approval for the Restructuring.

The Company made several affirmative commitments to federal and certain state regulators to secure approval for the Restructuring, including specific investment, broadband service deployment, service quality improvements, reporting, and compliance commitments. Regulators will monitor and may launch compliance inquiries or investigations and if the Company is found to have failed to comply with its obligations it could result in reputational harm, enforcement actions, litigation, penalties, fines, settlements and/or operational and financial conditions being placed on the Company, any of which could materially and adversely affect our business.

Tax legislation may adversely affect our business and financial condition.

The determination of the benefit from (or provision for) income taxes requires complex estimations and significant judgments concerning the applicable tax laws. If in the future any element of tax legislation changes the tax code for income taxes, it could affect our income tax position and we may need to adjust the benefit from (or provision for) income taxes accordingly.

Risks Related to Our Common Stock

The price of our common stock may be volatile or may decline, which could result in substantial losses for purchasers of our common stock.

Volatility in the market price of our common stock may prevent you from being able to sell your shares at or above the price you paid for them. Many factors, which may be outside our control, may cause the market price of our common stock to fluctuate significantly, including those described elsewhere in the "Risk Factors" section, as well as the following:

- variations in our operating and financial performance and prospects from period to period;
- our quarterly or annual earnings or those of other companies in our industry compared to market expectations;
- the public's reaction to our press releases, other public announcements, and filings with the SEC;
- market overhang due to substantial holdings by former creditors that may wish to dispose of our common stock;
- coverage by or changes in financial estimates by securities analysts or failure to meet their expectations;
- market and industry perception of our success, or lack thereof, in pursuing our fiber expansion strategy;
- strategic actions by us or our competitors, such as acquisitions or restructurings;
- changes in laws or regulations which adversely affect our industry or us;
- changes in accounting standards, policies, guidance, interpretations, or principles;
- changes in senior management or key personnel;
- issuances, exchanges, or sales, or expected issuances, exchanges, or sales of our capital stock;
- adverse resolution of new or pending litigation against us; and
- changes in general market, economic and political conditions in the United States and global economies or financial markets, including those resulting from natural disasters, terrorist attacks, acts of war and responses to such events.

These broad market and industry factors may materially reduce the market price of our common stock, regardless of our operating performance. In addition, price volatility may be greater if the public float and trading volume of our common stock is low. As a result, you may suffer a loss on your investment.

If there are substantial sales of shares of our common stock, the price of our common stock could decline.

The market price of the shares of our common stock could decline as a result of the sale of a substantial number of our shares of common stock in the public market, by us or significant stockholders, or the perception in the market that such sales could occur.

We do not intend to pay dividends on our common stock for the foreseeable future.

We currently have no intention to pay dividends on our common stock at any time in the foreseeable future. Any decision to declare and pay dividends in the future will be made at the discretion of our board of directors and will depend on, among other things, our results of operations, financial condition, cash requirements, contractual restrictions, and other factors that our board of directors may deem relevant. In addition, certain of our debt instruments contain covenants that restrict the ability of our subsidiaries to pay dividends to us.

Delaware law and certain provisions in our certificate of incorporation may prevent efforts by our stockholders to change the direction or management of our Company.

Our certificate of incorporation and our by-laws contain provisions that may make the acquisition of our Company more difficult without the approval of our Board, including, but not limited to, the following: action by stockholders may only be taken at an annual or special meeting duly called by or at the direction of our board of directors; and advance notice for all stockholder proposals is required.

These and other provisions in our certificate of incorporation, bylaws and Delaware law could make it more difficult for stockholders or potential acquirers to initiate actions that are opposed by our board of directors, including actions to delay or impede a merger, tender offer or proxy contest involving our Company. The existence of these provisions could negatively affect the price of our common stock and limit opportunities for you to realize value in a corporate transaction.

If securities or industry analysts do not publish or cease publishing research or reports, or publish unfavorable research or reports, about us, our business, or our industry, or if they adversely change their recommendations regarding our stock, our stock price and trading volume could decline.

The trading market for our common stock is influenced by the research and reports that industry or securities analysts may publish about us, our business, our industry, or our competitors. If we do not maintain adequate research coverage or if any of the analysts who may cover us downgrade our stock, publish inaccurate or unfavorable research about our business or provide relatively more favorable recommendations about our competitors, our stock price could decline. If any analyst who may cover us were to cease coverage of our Company or fail to regularly publish reports about us, we could lose visibility in the financial markets, which in turn could cause our stock price or trading volume to decline.

General Risk Factors

The ability to attract and retain key personnel is critical to the success of our business.

Our success depends in part upon key personnel. Qualified individuals are in high demand, and we may incur significant costs to attract them. The loss of key employees or unexpected changes in the composition of our senior management team could materially and adversely affect our ability to execute our strategy and implement operational initiatives which could have a material and adverse effect on our financial condition, liquidity, and results of operations. We cannot guarantee that our key personnel will not leave or compete with us. If executives, managers, or other key personnel resign, retire, or are terminated, or their service is otherwise interrupted, we may not be able to replace them in a timely manner. The loss, incapacity, or unavailability for any reason of key members of our management team could have a material adverse impact on our business. The risks to attracting and retaining key personnel may be exacerbated by inflationary pressures on employee wages and benefits.

Item 1B. Unresolved Staff Comments

None.

Item 1C. Cybersecurity

Risk management and strategy

We have established processes designed to identify, assess and manage material risks associated with cybersecurity threats. Our information technology, networks, and infrastructure may be subject to damage, disruptions, or shutdowns due to cyber-attacks, malware, employee or third-party error or malfeasance, power outages, communication or utility failures, systems failures, natural disasters or other catastrophic events. These risks include, among other things, operational risks, intellectual property theft, fraud, extortion, harm to employees or customers, violation of privacy or security laws and other litigation and legal risks, and reputational risks.

Cybersecurity risk management is embedded in the annual enterprise risk management ("ERM") process, which is jointly administered by the Chief Financial Officer and head of Internal Audit and overseen by the Board of Directors, primarily through the Audit Committee. As part of the ERM process, senior management annually, or more frequently as necessary, identifies, assesses and evaluates enterprise level risks using a range of tools and services.

In order to manage identified cybersecurity risks, we evaluate a range of remediation options and determine the appropriate course of action for effective monitoring, mitigation and treatment. Areas that have a higher level of likelihood and potentially higher level of impact are prioritized. Periodic monitoring, self-assessment and reporting to the Audit Committee are performed by senior management to evaluate, among other things, the effectiveness of mitigation strategies in minimizing or managing identified risks. In addition to critical risk management, we work to upgrade our existing technology systems, enhance our overall security posture and provide employee training around cyber risks, which are constantly evolving.

Our processes also address cybersecurity risks associated with our use of third-party service providers and other external parties and circumstances. External risks to our network and information systems may arise from third parties and other parties we may not fully control. For example, we use vendors for encryption and authentication technology and cloud storage, and have adopted controls around, among other things, vendor risk assessment, access and acceptable use and backup and recovery. We engage outside providers to monitor our network and conduct periodic internal and external security testing and to assist in the ongoing evaluation and enhancement of our cyber security preparedness and protocols. We use the NIST Cybersecurity Framework to audit our cybersecurity controls.

As of the date of this report, we have not experienced any cybersecurity incidents that have materially affected or are reasonably likely to materially affect the Company, including our business strategy, results of operations or financial condition. We describe whether and how risks from identified cybersecurity threats, including as a result of any previous cybersecurity incidents, have materially affected or are reasonably likely to materially affect us, including our business strategy, results of operations, or financial condition, in our risk factor disclosures under the heading *"We rely on network and information systems and other technology, and a disruption or failure of such networks, systems or technology as a result of cyber-attacks, malware, misappropriation of data or other malfeasance, as well as outages, accidental releases of information or similar events, may disrupt our business and materially impact our results of operations, financial condition and cash flows"* in Item 1A of this Annual Report on Form 10-K.

Governance

Frontier's management is primarily responsible for governing and overseeing cybersecurity risks. Operational responsibility for ensuring the adequacy and effectiveness of the Company's cybersecurity risk management, control and governance processes is assigned to the SVP, Cyber Security (CISO). Our CISO has over 20 years of experience in IT, cyber security and data privacy and data management and reports directly to the EVP, Chief Data and Information Officer (CDIO). Our CDIO has over 25 years of experience, having previously held senior leadership positions in technology, IT and operations at large public companies prior to joining Frontier.

To assist with management oversight, the CDIO chairs a security council which supports risk management by providing input into cyber security strategy and helps prioritize monitoring, mitigation and remediation across operational groups. This security council is comprised of senior leaders from a cross-functional group of departments including Legal and Regulatory, Corporate Security, Network Engineering, Internal Audit, Finance & Accounting and Risk and IT Infrastructure. In addition, we have established processes and response teams that are responsible for monitoring and making determinations regarding the materiality of cybersecurity incidents. The members of these teams have extensive expertise in evaluating the potential impact and materiality of events in the context of Frontier's business and financial position, reputational and industry risk, and legal and regulatory environment, and there are procedures in place to escalate material incidents for consideration by the Audit Committee.

While material risks are generally overseen by the full Board, the Audit Committee has a key role in cybersecurity risk monitoring and oversight as set forth in its charter. In establishing Audit Committee membership, the Nominating & Corporate Governance Committee identifies directors with relevant IT, network and cyber expertise to serve on the Committee. The CDIO and CISO provide periodic reports to the Audit Committee on the Company's data privacy and information and infrastructure security programs, including cybersecurity risks. In addition, senior management reports to the Board at least annually on cybersecurity risks.

Item 2. Properties

Our owned property consists primarily of land and buildings, office and warehouse facilities, central office equipment, software, outside communications plant, and related equipment. Outside communications plant includes aerial and underground cable, conduit, poles, and wires. Central office equipment includes digital switches and peripheral equipment. In addition, we lease certain property, including primarily office facilities. All of our property is considered to be in good working condition and suitable for its intended purpose.

Our gross investment in property, by category, as of December 31, 2023, was as follows:

(\$ in millions)

Land	\$	243
Buildings and leasehold improvements		1,221
General support		427
Central office/electronic circuit equipment		2,467
Poles		915
Cable, fiber, and wire		7,718
Conduit		1,416
Materials and supplies		594
Construction work in progress		1,323
Total	\$	<u>16,324</u>

In connection with our ongoing operational and cost savings initiatives, we have undertaken a review of our real estate portfolio, including leased facilities, and are seeking to consolidate our footprint and reduce our property portfolio where economically and operationally beneficial.

Item 3. Legal Proceedings

We are party to various legal proceedings (including individual, class and putative class actions as well as federal and state governmental investigations) arising in the normal course of our business covering a wide range of matters and types of claims including, but not limited to, general contracts, billing disputes, rights of access, taxes and surcharges, consumer protection, trademark, copyright and patent infringement, employment, regulatory, tort, claims of competitors and disputes with other carriers. Such matters are subject to uncertainty and the outcome of individual matters is not predictable. However, we believe that the ultimate resolution of these matters, after considering insurance coverage or other indemnities to which we are entitled, will not have a material adverse effect on our financial position, results of operations, or cash flows. For more information regarding pending and threatened legal actions and proceedings see Note 21 - "Commitments, Contingencies, and Guarantees" to the consolidated financial statements in Part II, Item 8 of this Annual Report on Form 10-K.

Item 4. Mine Safety Disclosures

Not applicable.

Information About Our Executive Officers

The table below presents the names, ages, and positions of our current executive officers as of February 23, 2024:

<u>Name</u>	<u>Age</u>	<u>Current Position and Officer</u>
Scott Beasley	43	Executive Vice President, Chief Financial Officer
Veronica Bloodworth	53	Executive Vice President, Chief Network Officer
Ettienne Brandt	47	Executive Vice President, Business
Vishal Dixit	44	Executive Vice President, Strategy & Wholesale
Alan Gardner	64	Executive Vice President, Chief People Officer
John Harrobin	56	Executive Vice President, Consumer
Nick Jeffery	56	President & Chief Executive Officer
Erin Kurtz	45	Executive Vice President, Chief Communications Officer
William McGloin	53	Chief Accounting Officer & Controller
Charlon McIntosh	49	Executive Vice President, Chief Customer Operations Officer
Mark D. Nielsen	59	Executive Vice President, Chief Legal and Regulatory Officer
Melissa Pint	49	Executive Vice President, Chief Digital Information Officer
John Stratton	63	Executive Chairman

There is no family relationship between the directors or executive officers. The term of office of each of the foregoing officers of Frontier is annual and will continue until a successor (if any) has been elected and qualified.

SCOTT BEASLEY joined Frontier in 2021 and is Executive Vice President and Chief Financial Officer. Prior to joining Frontier, he was Chief Financial Officer of Arcosa, Inc., a North American provider of infrastructure products and solutions, and helped lead its successful public spinoff in 2018. Under his financial leadership, Arcosa debuted on public equity and debt markets, developed a new shareholder base, implemented a disciplined capital allocation program, and published its inaugural ESG Sustainability Report. Arcosa executed 13 acquisitions in a 3-year period to reposition its portfolio around growth-oriented infrastructure products. From 2017 until Arcosa's spin-off, Mr. Beasley was Group Chief Financial Officer of Trinity Industries, having served as Trinity's Vice President of Corporate Strategic Planning since 2014. Prior to joining Trinity, Mr. Beasley was an Associate Partner at McKinsey & Company, where he led operational and organizational transformations across asset-intensive industries and started his career as an Operations Manager at McMaster Carr Supply Company. Mr. Beasley received an AB in Economics from Duke University and an MBA in Finance and Accounting from Northwestern University's Kellogg School of Management.

VERONICA BLOODWORTH joined Frontier in 2021 as Executive Vice President and Chief Network Officer. Prior to joining Frontier, she was Senior Vice President of Construction and Engineering for AT&T, where she led the planning, design, construction and capital maintenance of the wireline and wireless network infrastructure across a national footprint. Previously as Senior Vice President, Corporate Strategy, AT&T Services, Ms. Bloodworth led the Velocity IP program, which laid the groundwork to transform the Company to an all IP/Wireless/Cloud business. Her 23-year career at AT&T included numerous leadership and management positions in Network and Finance, including various roles in Operations, Finance and Business Development within Cingular Wireless and BellSouth Mobility. She began her career at MCI. She is a Certified Public Accountant and has a bachelor's degree from the University of Alabama and an MBA from Georgia State University.

ETTIENNE BRANDT joined Frontier in 2022 as Executive Vice President, Business. Mr. Brandt has over 20 years of experience in the telecommunications industry across cable, fiber, and wireless providers. He served as Managing Director, Commercial for the Consumer Division of BT Group plc., a British multi-national telecommunications company, as a key member of the leadership team responsible for returning the BT brand to growth. Previously, he served in a variety of roles at EE Ltd, a British national mobile operator and internet service provider, prior to its acquisition by BT, including leading the Enterprise P&L as Marketing and Commercial Director. He began his telecommunications career at NTL Incorporated (now Virgin Media), the largest UK cable provider, and also worked in South Africa and the USA. Mr. Brandt holds a Bachelor of Commerce from Stellenbosch University and is a member of the Chartered Institute of Management Accountants.

VISHAL DIXIT joined Frontier in 2022 as Executive Vice President, Strategy & Wholesale. Mr. Dixit has over 20 years of experience leading strategy and commercial execution in international telecommunications and technology. He oversees all aspects of corporate strategy, M&A, and the operation of our wholesale business. Most recently, he was a member of Vodafone UK's executive committee where he developed the company's successful challenger growth strategy, transformed its wholesale business, and created industry-leading fiber partnerships. Prior to this, as a management consultant at McKinsey & Company, Mr. Dixit served global companies in technology and telecommunications. He began his career with Intel Corporation in New Zealand developing software switches, and holds an MBA from the London Business School, U.K., and a B.E. in Electrical and Electronics Engineering from the University of Auckland, New Zealand.

ALAN GARDNER joined Frontier in 2021 and is Executive Vice President and Chief People Officer. Prior to joining Frontier, he was Senior Vice President, Human Resources of Verizon Communications, leading HR centers of all-encompassing expertise for employees around the globe. Prior to this, he was Senior Vice President, Human Resources, of Verizon Wireless, the \$87 billion US-based joint venture between Verizon Communications and Vodafone. He held other executive roles of increasing responsibility within Verizon. Previously, Mr. Gardner was Director of Compensation and served in other roles at GTE Corporation. He began his career at American Express, UCCEL Corporation, and General Dynamics. He received a BS in computer science from the University of North Texas, a management certificate from the Management Institute for Engineers, Computer Professionals and Scientists at the University of Texas at Austin, and an MBA from the Cox School of Business at Southern Methodist University.

JOHN HARROBIN joined Frontier in 2021 and is Executive Vice President, Consumer. Prior to joining Frontier, he was Chief Marketing Officer at Audible, where he led the growth turnaround, brand repositioning, and content marketing capabilities of this multi-billion-dollar global content technology and entertainment subsidiary of Amazon. Under his leadership, Audible's customer base doubled within 33 months as he expanded new, emerging channels, including mobile, social, and SEO. He began his marketing career in 1997 as a Senior Product Manager at Verizon Wireless. During his 18-year tenure at the company, he served in progressively senior roles, ultimately becoming Chief Marketing Officer. As leader of national marketing for Verizon Wireless, Mr. Harrobin led the launch of new products and businesses focused on mobile advertising, mobile content, and large-scale content rights and sponsorship negotiations with all major broadcast and cable networks, music labels, celebrity talent, and sport leagues including the NHL and NFL. Mr. Harrobin sits on the Executive Board of Villanova University's Center for Marketing & Customer Insights. He has been recognized as an Outstanding Mentor by Advertising Women of New York, a top LGBT+ Global Ally by InVolve, and a top CMO by Forbes. He holds a BS from Villanova University and an MBA from Northwestern University's Kellogg School of Management.

NICK JEFFERY joined Frontier in 2021 and is President and Chief Executive Officer. Mr. Jeffery has nearly 30 years of expertise and leadership in the telecommunications industry. Most recently, he was a member of the Vodafone Group Executive Board, a world-leading wireless and wireline operator and, as CEO, led the turn-around of Vodafone UK, the company's home market. Mr. Jeffery founded and grew Vodafone's Internet of Things business to become a world leader. Mr. Jeffery was additionally a Trustee of The Vodafone Foundation. Prior to joining Vodafone, Mr. Jeffery also spent more than a decade at Cable & Wireless, one of the world's largest wireline companies, where he was CEO from 2012-2013. He was Head of Worldwide Sales and European EVP at Ciena Inc. from 2002 until 2004. In 2020 Mr. Jeffery was named CEO of the Year at the Mobile Industry Awards and in 2019. Mr. Jeffery is a graduate of the University of Warwick, U.K. with a B.S. in Economics, and a graduate of both INSEAD-Europe and Wharton U.S. Management Development programs.

ERIN KURTZ joined Frontier in 2021 and is Executive Vice President and Chief Communications Officer. Ms. Kurtz is a strategic communications leader with two decades of experience across a wide range of industries, including media, technology, logistics, and financial services. Most recently, she was Senior Vice President of XPO Logistics, where she set the global communications agenda for one of the fastest growing companies in the Fortune 500. In this role, she built and led an integrated communications strategy across public relations, reputation management, digital and social media, employee communications, brand marketing and government affairs. Prior to joining XPO in 2016, Ms. Kurtz co-founded Hunt & Gather, a high-touch marketing and communications agency, and held senior communications roles at Joelle Frank, AOL, and Thomson Reuters. She started her career in Washington, DC at the American Hospital Association. Ms. Kurtz graduated from Syracuse University with a B.S. in Communications and Political Science.

WILLIAM MCGLOIN was appointed Chief Accounting Officer and Controller in June 2022. Mr. McGloin has served at Frontier for over nine years, most recently as Frontier's Vice President, Controller, since 2018 and as Vice President, Assistant Controller since 2014. Prior to joining Frontier, he spent 17 years at KPMG's audit practice where he completed a three-year rotation in the Department of Professional Practice (DPP) in the National Office. While at DPP, his principal responsibilities included researching technical accounting and SEC reporting inquiries received from engagement teams throughout the globe as well as developing firm auditing and accounting guidance and publications. While at KPMG's audit practice he provided financial statement and internal control audits to both Fortune 500 SEC registrants and other large SEC clients with a concentration in the consumer products, manufacturing, software, retail, chemical and telecommunications industries. Mr. McGloin graduated from Florida Atlantic University with a B.A. in Accounting and is also a Certified Public Accountant.

CHARLON MCINTOSH joined Frontier in 2021 and is Executive Vice President and Chief Customer Operations Officer. Prior to joining Frontier, she was Humana's Senior Vice President of Group Military Specialty Service and Business Operations, responsible for all customer support and operations for the Employer Group, Military and Specialty lines of business. She was also Head of the Customer Experience, developing and enabling Humana's customer strategy. Ms. McIntosh held numerous leadership positions in customer operations and strategy during a nearly 20-year career with Humana, Charter Communications and Time Warner Cable. She began her career at Comcast. She earned an MBA from New York University and graduated with high honors from the University of California, Berkeley. She is a graduate of the NAMIC Executive Leadership Development Program and is a Women in Cable Television Betsy Magness Leadership Institute Fellow.

MARK D. NIELSEN has been with Frontier since 2014 and is Executive Vice President, Chief Legal and Regulatory Officer. Prior to joining Frontier, he was Associate General Counsel and Chief Compliance Officer for Praxair Inc. and Vice President and Assistant General Counsel of Raytheon Company. Before that, Mr. Nielsen served as Chief Legal Counsel, and then Chief of Staff, to Massachusetts Governor Mitt Romney from 2004 to 2007. Mr. Nielsen is a member of the Adjunct Faculty at Columbia Law School. He earned a B.A. from Harvard College and a J.D. from Harvard Law School with Honors.

MELISSA PINT joined Frontier in 2021 and is Executive Vice President, Chief Digital Information Officer. Prior to joining Frontier, she was Senior Vice President and Head of Technology at JCPenney, implementing a digital optimization strategy and customer-focused solutions for JCP.com, the JCP mobile app, all store and supply chain systems, business intelligence, analytics, marketing, and back-end merchandising. Ms. Pint has held leadership positions in technology, IT, and operations over a 25-year career with JCPenney, Target, and Cargill. She earned an MBA from the University of Minnesota and her undergraduate degree from the University of St. Thomas in Minnesota.

JOHN STRATTON was selected to serve as Executive Chairman in April 2021 after serving as a Board Observer since May 2020. He retired from Verizon Communications at the end of 2018, capping a 25-year career. In his most recent role, as Executive Vice President and President of Global Operations, he had full P&L responsibility for all of Verizon's established businesses, employing 140,000 employees globally, generating more than \$120 billion in annual revenue, and serving more than 120 million customers worldwide. In this role, he also led Verizon's corporate marketing group and its consumer and business product management organizations. Prior to taking responsibility for all of Verizon's network businesses, Mr. Stratton led several different divisions as Chief Operating Officer of Verizon Wireless, then as President of its global Enterprise Solutions group, and as head of all the company's wireline divisions. He served as Verizon's Chief Marketing Officer, and in 2009 was named as the No. 2 global "power player" by Ad Age magazine. Mr. Stratton is a member of the board of directors of Abbott Laboratories, a global healthcare leader, and of General Dynamics, a global aerospace and defense company. He also is a member of the board of directors of SubCom, LLC.

PART II

Item 5. Market for Registrant’s Common Equity; Related Stockholder Matters, and Issuer Purchases of Equity Securities

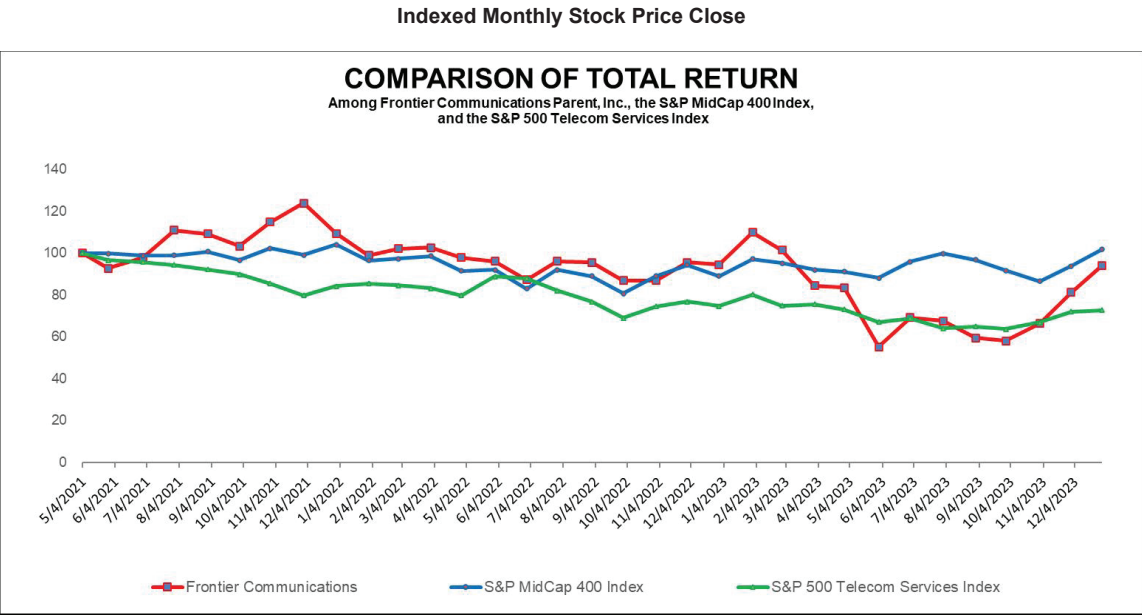
Common Stock Information

Our common stock is currently traded on the Nasdaq Global Select Market under the symbol “FYBR”. We paid no cash dividends to common shareholders in either of 2023 and 2022.

As of February 21, 2024, the approximate number of security holders of record of our common stock was 330. We estimate the total number of stockholders to be higher as a number of our shares are held by brokers or dealers for their customers in street name.

Stock Performance Graph

The following chart provides a comparison of the cumulative total return of our common stock to the S&P MidCap 400 Index and the S&P 500 Telecom Services Index for the period from May 4, 2021, the day our common stock was listed and began trading on the Nasdaq, through December 31, 2023. The graph assumes \$100 was invested at the open of market on May 4, 2021 in our common stock. Such returns are based on historical results and are not intended to suggest future performance. The S&P MidCap 400 Index and the S&P 500 Telecom Services Index assume reinvestment of any dividends.



Source: FactSet

Company / Index	Base Date 5/21	INDEXED RETURN Year Ending 12/23
Frontier Communications Parent, Inc.	100	94.03
S&P Midcap 400 Index	100	101.85
S&P 500 Telecom Services Index	100	72.81

The stock performance depicted in the graph above is not to be relied upon as indicative of future performance. The stock performance graph shall not be deemed to be incorporated by reference into any of our filings under the Securities Act of 1933, as amended or the Exchange Act, except to the extent that we specifically incorporate the same by reference, nor shall it be deemed to be “soliciting material” or to be “filed” with the SEC or subject to Regulations 14A or 14C or to the liabilities of Section 18 of the Exchange Act.

Item 6. [Reserved]

Item 7. Management's Discussion and Analysis of Financial Condition and Results of Operations Introduction

The following discussion should be read in conjunction with the audited consolidated financial statements and the related notes in Part II, Item 8, of this Annual Report on Form 10-K. In addition to historical information, the following discussion also contains forward-looking statements that include risks and uncertainties. Our actual results may differ materially from those anticipated in these forward-looking statements as a result of certain factors, including those set forth under the heading "Risk Factors" in Part I, Item 1A of this Annual Report on Form 10-K. This section generally discusses the results of our operations for the year ended December 31, 2023 compared to the year ended December 31, 2022. For a discussion of the year ended December 31, 2022, compared to the four months ended April 30, 2021, and the eight months ended December 31, 2021, please refer to Part II, Item 7, "Management's Discussion and Analysis of Financial Condition and Results of Operations" in our Annual Report on Form 10-K for the year ended December 31, 2022. References herein to "we" or "our" include references to our Predecessor, our Successor, or to our Predecessor and Successor on a combined basis, as the context may require.

Business Overview

Frontier Communications Parent, Inc. is a leading communications and technology provider offering gigabit speeds to approximately 2.9 million broadband subscribers, with approximately 13,300 employees, operating in 25 states as of December 31, 2023. We are building critical infrastructure across the country with our fiber-optic network and cloud-based solutions, enabling secure high-speed connections. Driven by our purpose of Building Gigabit America™, we are focused on supporting a digital society, closing the digital divide, and working toward a more sustainable environment.

In 2020, we began the expansion and transformation of our fiber network to meet the rapidly increasing demand for data from our consumer and business customers. We believe that a fiber network has competitive advantages to be able to meet this growing demand, including faster download speeds, faster upload speeds, and lower latency levels than alternative broadband services.

In August 2021, we announced our plan to pass 10 million total locations with fiber. We are prioritizing our activities to locations that we believe will provide the highest investment returns. Over time, we expect our business mix will shift significantly, with a larger percentage of revenue coming from fiber as we implement our expansion plan.

Our strategy focuses on four strategic priorities: fiber deployment, fiber penetration, operational efficiency, and improving the customer experience. We accomplished the following objectives in 2023:

- We passed 1.3 million new fiber locations. As of December 31, 2023, we had approximately 6.5 million total locations passed with fiber.
- We added 318,000 fiber broadband customer net additions, resulting in fiber broadband customer growth of 19% as compared to the prior year. Fiber broadband customer net additions continued to outpace copper broadband customer net losses, resulting in 75,000 total broadband customer net additions.
- Consumer fiber revenue growth of 11% offset consumer copper revenue declines of 14%, resulting in overall positive consumer revenue growth for the second half of 2023.
- We achieved our annualized gross run rate cost savings target of \$500 million at the end of 2023 – double our initial goal of \$250 million. As of December 31, 2023, we had realized \$527 million of gross annualized cost savings since 2021.
- We completed a \$2.1 billion offering of secured fiber revenue term notes in August 2023, consisting of \$1.6 billion aggregate principal amount of secured fiber network revenue term notes and a \$500 million fiber network revenue variable funding senior notes facility.
- We announced the relocation of our corporate headquarters from Norwalk, Connecticut to Dallas, Texas.

Our fiber build plans include significant expenditures which could be adversely impacted by supply chain delays, actual or perceived inflation, tight labor markets, increased fuel and electricity costs, increases in the cost of borrowing, and other risks. In addition to higher costs, the availability of building materials and other supply chain risks could negatively impact our ability to achieve the fiber build plans we are executing against. During 2023, markets remained volatile, and the economic outlook was uncertain. We continue to closely monitor and evaluate the impact these and other factors may have on our business, including demand for our products and services, our ability to execute on our strategic priorities and our financial condition and results of operations.

Financial Overview – Operating Income

We reported operating income of \$492 million and \$592 million, for the years ended December 31, 2023 and 2022, respectively, a decrease of \$100 million.

Operating income decreased primarily due to decreases in revenue from voice and video services and increases in depreciation and amortization expense. These factors were partially offset by an increase in data and internet services revenue, as well as decreases in selling, general and administrative expenses and other charges as compared to 2022.

Presentation of Results of Operations

The sections below include tables that present customer counts, average monthly consumer revenue per customer ("ARPC"), average monthly revenue per unit ("ARPU"), and consumer customer churn. We define churn as the number of consumer customer deactivations during the month divided by the number of consumer customers at the beginning of the month and utilize the average of each monthly churn in the period. Management believes that consumer customer counts, ARPC, ARPU, and consumer customer churn are important factors in evaluating our consumer customer trends. Among the key services we provide to consumer customers are voice service, data service and video service. We continue to explore the potential to provide additional services to our customer base, with the objective of meeting our customers' communications needs.

(a) Results of Operations**Customer Trends**

<i>(Customer, Subscriber, and Employee Metrics in thousands)</i>	As of or for the year ended December 31,		
	2023	2022	% Change
Broadband Customer Metrics ⁽¹⁾			
Fiber Broadband			
Consumer customers	1,878	1,575	19 %
Business and wholesale customers	129	114	13 %
Consumer net customer additions	303	239	27 %
Consumer customer churn	1.32%	1.38%	(4)%
Consumer customer ARPU	\$ 63.39	\$ 62.45	2 %
Copper Broadband			
Consumer customers	822	1,043	(21)%
Business and wholesale customers	114	136	(16)%
Consumer net customer losses	(221)	(191)	16 %
Consumer customer churn	1.90%	1.79%	6 %
Consumer customer ARPU	\$ 52.43	\$ 48.13	9 %
Consumer Customer Metrics			
Customers	3,129	3,133	(0)%
Net customer losses	(4)	(32)	(88)%
ARPC	\$ 82.53	\$ 82.30	0 %
Customer Churn	1.52%	1.54%	(1)%
Other Metrics			
Employees	13,297	14,708	(10)%

⁽¹⁾ Historical amounts have been updated to include related metrics for our wholesale customers.

We provide service and product options in our consumer and business offerings in each of our markets.

Fiber Broadband Customers

Our investment strategy is focused on expanding our fiber network. In conjunction with this strategy, we are also working to improve our product positioning in both existing and new fiber markets.

The quarter ended December 31, 2023 represents the eighteenth consecutive quarter of positive fiber net adds. For the year ended December 31, 2023, we added approximately 303,000 consumer fiber broadband customers compared to approximately 239,000 in 2022. Customers who migrated from our copper base constituted a minor portion of these consumer fiber broadband customer net additions in 2023.

For the year ended December 31, 2023, we added approximately 15,000 business and wholesale fiber broadband customers compared to approximately 13,000 in 2022.

Our focus on expanding and improving our fiber network has contributed to healthy customer retention. Our average monthly consumer fiber broadband churn was 1.32% for the year ended December 31, 2023, compared to 1.38% in 2022. These improvements were driven by our increased focus on key customer touchpoints such as installation and first bill and reflect the end of certain promotion pricing periods as well as, retention activities associated with inflation-related pricing actions.

- The average monthly consumer fiber broadband revenue per customer ("consumer ARPU") increased \$0.94, or 2%, to \$63.39 in 2023, compared to \$62.45 in 2022.
- The increase in consumer ARPU for the year ended December 31, 2023 was due to higher intake pricing, customer shifts to higher broadband speeds, customers rolling off promotional pricing, and lower gift card redemptions, all partially offset by increased retention activity and autopay take rates.

Copper Broadband Customers

For the year ended December 31, 2023, we lost approximately 221,000 consumer copper broadband customers compared to a loss of approximately 191,000 in 2022.

For the year ended December 31, 2023, we lost approximately 22,000 business and wholesale copper broadband customers compared to a loss of approximately 20,000 in 2022.

Our average monthly consumer copper broadband churn was 1.90% for the year ended December 31, 2023, compared to 1.79% in 2022. The increase in consumer copper broadband churn was driven by the impact of inflationary price increases and changes to our copper broadband go to market approach which impacted gross add volume.

Consumer Customers

We experienced a decrease in consumer customers of less than 1% as of December 31, 2023, as compared to December 31, 2022.

Consumer customer losses were driven by reductions in our copper broadband and stand-alone voice customers, partially offset by net additions of fiber broadband customers. Customer preferences as well as our fiber investment initiatives resulted in an increase in the number of our consumer broadband customers and a migration of our customer base to fiber.

- We lost approximately 4,000 consumer customers for the year ended December 31, 2023, compared to a loss of approximately 32,000 consumer customers for the year ended December 31, 2022, driven by losses in copper broadband, voice and video customers, offset by growth in fiber broadband customers.
- For the year ended December 31, 2023, we experienced a net gain of consumer broadband customers of approximately 82,000 as compared to a net gain of approximately 48,000 for the year ended December 31, 2022.
 - The average monthly consumer revenue per customer ("consumer ARPC") increased \$0.23, or less than 1%, to \$82.53 for the year ended December 31, 2023, compared to the prior year period. The slight increase was driven primarily by growth in fiber data and value-added services along with price increases, partially offset by declines in voice and video services. We have de-emphasized the sale of low margin video products, which has historically been a material part of the overall ARPC. Going forward, we expect moderate movements in ARPC as our customer mix becomes more weighted towards broadband services.

Financial Results

	For the year ended December 31, 2023	For the year ended December 31, 2022
<i>(\$ in millions)</i>		
Data and Internet services	\$ 3,534	\$ 3,390
Voice services	1,373	1,498
Video services	430	520
Other	339	325
Revenue from contracts with customers	5,676	5,733
Subsidy and other revenue	75	54
Revenue	5,751	5,787
Operating expenses:		
Cost of service	2,125	2,169
Selling, general and administrative expenses	1,646	1,745
Depreciation and amortization	1,415	1,182
Restructuring costs and other charges	73	99
Total operating expenses	\$ 5,259	\$ 5,195
Operating income	492	592
Consumer	3,097	3,116
Business and wholesale	2,579	2,617
Revenue from contracts with customers	\$ 5,676	\$ 5,733
Fiber revenue	2,997	2,769
Copper revenue	2,679	2,964
Revenue from contracts with customers	\$ 5,676	\$ 5,733

REVENUE

The table below presents our revenue by technology for the periods indicated:

	For the year ended December 31, 2023	For the year ended December 31, 2022	\$ Increase (Decrease)	% Increase (Decrease)
<i>(\$ in millions)</i>				
Fiber	\$ 2,997	\$ 2,769	\$ 228	8 %
Copper	2,679	2,964	(285)	(10)%
Revenue from contracts with customers ⁽¹⁾	5,676	5,733	(57)	(1)%
Subsidy revenue	75	54	21	39 %
Total revenue	\$ 5,751	\$ 5,787	\$ (36)	(1)%

⁽¹⁾ Includes \$62 million and \$63 million of lease revenue for the years ended December 31, 2023 and 2022, respectively.

Our revenue streams are primarily a result of recurring data, voice, and video services delivered over our fiber and copper network. Revenues are considered fiber or copper based on the "last-mile" technology used to connect the customer location. With our investment strategy to expand and improve our fiber network and the corresponding fiber focus of our sales and marketing efforts, we are experiencing growth in fiber broadband revenue and a decline in copper revenue. We expect this trend to continue and accelerate due to strong fiber demand and the migration of customers from copper to fiber as we expand our fiber network.

The table below presents our revenue for our consumer and business and wholesale customers for the periods indicated:

(\$ in millions)	For the year ended December 31, 2023	For the year ended December 31, 2022	\$ Increase (Decrease)	% Increase (Decrease)
Consumer	\$ 3,097	\$ 3,116	\$ (19)	(1)%
Business and wholesale	2,579	2,617	(38)	(1)%
Revenue from contracts with customers ⁽¹⁾	5,676	5,733	(57)	(1)%
Subsidy revenue	75	54	21	39 %
Total revenue	<u>\$ 5,751</u>	<u>\$ 5,787</u>	<u>\$ (36)</u>	<u>(1)%</u>

⁽¹⁾ Includes \$62 million and \$63 million of lease revenue for the years ended December 31, 2023 and 2022, respectively.

We conduct business with a range of consumer, business, and wholesale customers, and we generate both recurring and non-recurring revenues. Recurring revenues are primarily billed at fixed recurring rates, with some services billed based on usage. Revenue recognition is not dependent upon significant judgments by management, with the exception of a determination of the provision for expected credit losses.

Consumer

For the year ended December 31, 2023, compared to the year ended December 31, 2022:

- Consumer revenues were down approximately 1% for the year ended December 31, 2023, as compared to the year ended December 31, 2022. The revenue growth was the result of growth in fiber data and value added service revenues along with inflationary price increases, offset by declines in voice, video, and copper broadband.
 - We experienced a 21% improvement in consumer fiber broadband revenues for the year ended December 31, 2023, as compared to the year ended December 31, 2022.
 - This improvement is a result of higher consumer fiber broadband ARPU as well as increase net adds of consumer fiber broadband customers due to our expanded fiber footprint and continued focus on product positioning in both new and existing markets.
- We experienced a decline of approximately 12% in consumer copper broadband revenues for the year ended December 31, 2023, as compared to the year ended December 31, 2022. As our copper footprint transitions to fiber, we expect fewer copper sales opportunities, and will proactively migrate certain existing broadband customers from copper to fiber, both of which will reduce our copper net adds.

Business and Wholesale

For the year ended December 31, 2023, our business and wholesale revenues decreased 1%, as compared to the prior year. This decline was driven by decreases in voice revenue predominantly in business, largely offset by increases in fiber broadband and network access services. The increase in fiber broadband was due to continued growth of our customer base, and a shift towards higher broadband speeds. The increase in network access services is due primarily to price adjustments as well as install and upgrade activity.

The table below presents our revenue by product and service type for the periods indicated:

(\$ in millions)	For the year ended December 31, 2023	For the year ended December 31, 2022	\$ Increase (Decrease)	% Increase (Decrease)
Data and Internet services	\$ 3,534	\$ 3,390	\$ 144	4 %
Voice services	1,373	1,498	(125)	(8)%
Video services	430	520	(90)	(17)%
Other	339	325	14	4 %
Revenue from contracts with customers ⁽¹⁾	5,676	5,733	(57)	(1)%
Subsidy revenue	75	54	21	39 %
Total revenue	<u>\$ 5,751</u>	<u>\$ 5,787</u>	<u>\$ (36)</u>	<u>(1)%</u>

⁽¹⁾ Includes \$62 million and \$63 million of lease revenue for the years ended December 31, 2023 and 2022, respectively.

We categorize our products, services, and other revenues into the following five categories:

Data and Internet Services

We provide data and Internet services to our consumer, business, and wholesale customers. Data and Internet services consist of fiber broadband services, copper broadband services, and network access revenues (data transmission services and dedicated high-capacity circuits including data services to wireless providers commonly called wireless backhaul). Network access services are provided primarily to our business and wholesale customers, while fiber and copper broadband are provided to all customer segments.

Our fiber expansion strategy is expected to positively impact data and Internet services. This network expansion is designed to provide faster, symmetrical broadband speeds and provide customer and revenue growth opportunities for fiber broadband and certain network access products like ethernet. We believe this initiative will create opportunities for us to provide more fiber-based services to our customers.

(\$ in millions).

Data and Internet services revenue, December 31, 2022	\$	3,390
Change in fiber broadband revenue		240
Change in copper broadband revenue		(96)
Data and Internet services revenue, December 31, 2023	\$	<u>3,534</u>

Data and internet services revenue increased \$144 million, or 4%, to \$3,534 million for the year ended December 31, 2023, as compared to the prior year. The increase was driven by growth in the fiber broadband revenue, partly offset by declines in copper broadband revenue.

Voice services

We provide voice services consisting of traditional local and long-distance service and voice over Internet protocol (VoIP) service provided over our fiber and copper broadband products. It also includes enhanced features such as call waiting, caller identification, and voice messaging services.

Voice services revenue declined \$125 million, or 8%, to \$1,373 million, for the year ended December 31, 2023, as compared to the prior year. The decline was primarily due to net losses in business and consumer customers in addition to fewer customers bundling voice services with broadband as compared to the prior year period, all partially offset by higher voice services ARPU.

Video services

Video services include revenues generated from traditional television (TV) services provided directly to consumer customers as well as satellite TV services provided through various satellite providers. Video services also includes pay-per-view revenues, video on demand, equipment rentals, and video advertising. We have made the strategic decision to limit sales of new traditional TV services, focusing on our broadband products and OTT video options. We are partnering with OTT video providers and expect this to grow as OTT options are offered with our broadband products.

Video services revenue declined \$90 million, or 17%, to \$430 million, for the year ended December 31, 2023, as compared to the prior year. The decline was primarily driven by linear video customer losses, partially offset by price increases as compared to the prior year.

Other

Other customer revenue includes non-recurring equipment sales, network facility rental income, ancillary customer fees, directory listing services and switched access revenue. Switched access revenue includes revenue derived from allowing other carriers to use our network to originate and/or terminate their local and long-distance voice traffic. These switched access services are primarily billed on a minutes-of-use basis applying tariffed rates filed with the FCC or state agencies.

Other customer services revenue increased \$14 million, or 4%, to \$339 million for the year ended December 31, 2023, as compared to the prior year period driven by increases in pole rentals, related application fees and equipment sales, partially offset by decreases in switched network access revenue.

Subsidy and other revenue

Subsidy and other revenue increased \$21 million, or 39%, to \$75 million for the year ended December 31, 2023, compared to the prior year, primarily due to increases in RDOF, subsidies, and other revenue.

(\$ in millions).

Subsidy and other revenue, December 31, 2022	\$	54
Change in CAF II and other subsidies		5
Change in RDOF and other revenue		16
Subsidy and other revenue, December 31, 2023	\$	<u>75</u>

OPERATING EXPENSES

The table below presents our operating expenses for the periods indicated:

<i>(\$ in millions)</i>	For the year ended December 31, 2023	For the year ended December 31, 2022	Variance %
Operating expenses:			
Cost of Service	\$ 2,125	\$ 2,169	(2) %
Selling, general and administrative expenses	1,646	1,745	(6) %
Depreciation and amortization	1,415	1,182	20 %
Restructuring costs and other charges	73	99	(26) %
Total operating expenses	<u>\$ 5,259</u>	<u>\$ 5,195</u>	1 %

Cost of Service

Cost of service expenses include access charges and other third-party costs directly attributable to connecting customer locations to our network and video content costs. Such access charges and other third-party costs exclude depreciation and amortization, and employee related expenses.

Cost of service decreased \$44 million for the year ended December 31, 2023, as compared to the prior year. The decrease in cost of service expense was driven by lower video content costs as a result of declines in video customers, non-renewal of certain content agreements, and decreased CPE costs. These decreases more than offset higher energy and benefits costs and outside service rate increases resulting from higher inflation.

Selling, General, and Administrative Expenses

Selling, general, and administrative expenses ("SG&A expenses") include the salaries, wages and related benefits and costs of corporate and sales personnel, travel, insurance, non-network related rent, advertising, and other administrative expenses.

SG&A expenses decreased by \$99 million for the year ended December 31, 2023, as compared to the prior year. This decrease was primarily a result of lower compensation and benefit costs, and other fees, partially offset by increased commissions and an \$11 million sales tax refund in 2022.

Pension and Other post-employment benefits ("OPEB") costs

We allocate certain pension/OPEB expense to cost of service and SG&A expenses. Total pension and OPEB service costs were as follows:

<i>(\$ in millions)</i>	For the year ended December 31, 2023	For the year ended December 31, 2022
Total pension/OPEB expenses	\$ 59	\$ 82
Less: costs capitalized into capital expenditures	(18)	(21)
Net pension/OPEB expense	<u>\$ 41</u>	<u>\$ 61</u>

Depreciation and Amortization

For the year ended December 31, 2023, the increased depreciation and amortization expense was driven by higher depreciation expense as a result of higher property, plant and equipment in service.

Restructuring costs and other charges

Restructuring costs and other charges consist of consulting and advisory fees, workforce reductions, transformation initiatives, and other restructuring expenses.

For the year ended December 31, 2023, restructuring costs and other charges decreased \$26 million, as compared to the year ended December 31, 2022, primarily due to the non-recurrence of a one-time lease impairment charge of \$44 million in the prior year, and lower costs related to other restructuring activities, partially offset by higher severance and employee costs.

OTHER NON-OPERATING INCOME AND EXPENSE

<i>(\$ in millions)</i>	For the year ended December 31, 2023	For the year ended December 31, 2022	% Increase (Decrease)
Investment and other income, net	\$ 278	\$ 554	(50)%
Pension settlement costs	\$ -	\$ (55)	NM
Interest expense	\$ (653)	\$ (492)	33%
Income tax expense	\$ 88	\$ 158	(44)%

NM - Not meaningful

Investment and other income, net

Investment and other income, net decreased by \$276 million for the year ended December 31, 2023, as compared to the year ended December 31, 2022. This decrease was primarily driven by a remeasurement gain for our pension benefit obligation of \$202 million for the year ended December 31, 2023, compared to a remeasurement gain for our other postretirement benefit obligation of \$248 million, and a remeasurement gain related to our pension plan of \$218 million for the year ended December 31, 2022.

Interest expense

For the year ended December 31, 2023, interest expense increased \$161 million, as compared to 2022. The increase in interest expense was primarily driven by a higher debt balance, as well as higher interest rates.

Pension settlement

During the year ended December 31, 2023, the Company did not incur any lump sum pension settlement payments to terminated or retired individuals as we did not exceed the settlement threshold of \$180 million. During the year ended December 31, 2022, lump sum pension settlement payments to terminated or retired individuals amounted to \$200 million, which exceeded the settlement threshold of \$175 million, and as a result, we recognized non-cash settlement charges totaling \$55 million for 2022.

Income tax expense (benefit)

During the year ended December 31, 2023, we recorded an income tax expense of \$88 million on pre-tax income of \$117 million. Our effective tax rate for the year ended December 31, 2023 was 75.3%.

(b) Liquidity and Capital Resources

As of December 31, 2023, we had liquidity of approximately \$3,242 million, comprised of cash and cash equivalents of \$1,125 million, \$1,075 million of short-term investments (consisting of term deposits earning interest in excess of traditional bank deposit rates, and placed with banks with A-1/P-1 or equivalent credit quality), \$500 million Variable Funding Notes capacity, subject to customary conditions to draw, and available capacity on our undrawn revolving credit facility of \$542 million.

Analysis of Cash Flows

As of December 31, 2023, we had unrestricted cash and cash equivalents aggregating \$1,125 million. For the year ended December 31, 2023, we used cash flow from operations, cash on hand, and cash from borrowings principally to fund our cash investing and financing activities, which were primarily short-term investments and capital expenditures.

As of December 31, 2023, we had a working capital surplus of \$506 million compared to a \$302 million surplus at December 31, 2022. The primary driver for the change in the working capital surplus at December 31, 2023 was due to an increase in cash and cash equivalents of \$803 million and a decrease in accounts payable of \$307 million; partially offset by a decrease in short-term investments of \$675 million and an increase in vendor financing payables of \$263 million, as compared to the year ended December 31, 2022.

In August 2023, our limited-purpose, bankruptcy remote, subsidiary, Frontier Issuer LLC ("Frontier Issuer"), issued \$1.6 billion aggregate principal amount of secured fiber network revenue term notes, less \$58 million in original issue discounts, consisting of \$1,120 million 6.60% Series 2023-1, Class A-2 term notes, \$155 million 8.30% Series 2023-1, Class B term notes and \$312 million 11.50% Series 2023-1, Class C term notes (collectively, the "Fiber Term Notes"), each with an anticipated repayment date ("ARD"), in July 2028, in an offering exempt from registration under the Securities Act. The Fiber Term Notes are secured by certain of Frontier's fiber assets and associated customer contracts in the Dallas, Texas metropolitan area. Certain cash and other accounts for the benefit of the Trustee and noteholders are restricted. We intend to use the proceeds from the offering of the Fiber Term Notes for, among other things, general corporate purposes, including potential investments or expenditures, such as capital expenditures and research and development, in line with our fiber expansion and copper migration strategies. In addition, we used a portion of the proceeds to retire and defease certain outstanding indebtedness of our subsidiary Frontier Southwest Incorporated.

In connection with the offering of Fiber Term Notes, Frontier Issuer entered into a financing facility for the issuance of up to \$500 million in Series 2023-2 Secured Fiber Network Revenue Variable Funding Senior Notes, Class A-1 (the "Variable Funding Notes") with a delayed draw feature, subject to leverage tests and other customary drawing conditions.

Cash Flows provided from Operating Activities

Cash flows provided from operating activities decreased \$57 million to \$1,344 million for the year ended December 31, 2023, as compared to 2022. The overall decrease in operating cash flows was primarily the result of changes in working capital.

We paid less than \$1 million in net cash taxes during the year ended December 31, 2023, and we paid \$8 million in net cash taxes during the year ended December 31, 2022.

Cash Flows used by Investing Activities

Cash flows used by investing activities were \$2,556 million for the year ended December 31, 2023, compared to cash flows used by investing activities of \$4,468 million in 2022. Given the long-term nature of our fiber build, as of December 31, 2023, we have invested \$1,075 million cash in short-term investments to improve interest income, while preserving funding flexibility.

Capital Expenditures

For the years ended December 31, 2023 and 2022, our capital expenditures were \$3,211 million and \$2,738 million, respectively. The increase in capital expenditures was driven by increased spending for transformation of our fiber network. We expect cash capital expenditures and capital vendor financing payments to total approximately \$3.0 billion to \$3.2 billion in 2024.

Cash Flows provided from Financing Activities

Cash flows provided from financing activities increased \$918 million to \$2,129 million for the year ended December 31, 2023, as compared to the year ended December 31, 2022. The increase in financing activities was primarily driven by an increase in proceeds from long-term debt borrowings in the first three quarters of 2023 as compared to the prior year period.

Capital Resources

Our primary anticipated uses of liquidity are to fund the costs of operations, working capital and capital expenditures and to fund interest payments on our long-term debt. Our primary sources of liquidity are cash flows from operations, cash on hand and borrowing capacity under our \$900 million Revolving Facility (as reduced by \$358 million of revolver Letters of Credit). In addition, potential future sources of capital may include debt and equity (or equity-linked) financing and the \$500 million Variable Funding Notes facility.

See "Analysis of Cash Flows" above for a description of Frontier Issuer's August 2023 issuance of Fiber Term Notes and entry into a \$500 million Variable Funding Notes facility.

As of December 31, 2023, we extinguished \$53 million of subsidiary notes and transferred assets to an escrow account to pay the future interest and principal on the remaining \$47 million of notes, which remain on our balance sheet as outstanding debt and restricted assets.

During the year ended December 31, 2023, we paid \$711 million of cash interest. Our Amended and Restated Credit Agreement, including our \$1.4 billion Term Loan Facility and \$900 million Revolving Facility, the indentures governing our outstanding secured First Lien Notes and Second Lien Notes, and the indentures governing our Fiber Term Notes and Variable Funding Notes are described in detail in Note 9 to the financial statements contained in Part I of this report. A summary of certain covenants and our borrowing capacity is provided below.

We have negotiated payment terms with certain of our vendors (referred to as vendor financing), which are excluded from capital expenditures and reported as financing activities. As of December 31, 2023, we had \$263 million of vendor financing liabilities included in "Other current liabilities" on our consolidated balance sheets, of which \$255 million is associated with capital expenditures. For the year ended December 31, 2023 we have made \$5 million in vendor financing payments, of which \$4 million is related to capital expenditures and \$1 million is related to operating expenses.

We have assessed our current and expected funding requirements and our current and expected sources of liquidity, and have determined, based on our forecasted financial results and financial condition as of December 31, 2023, that our operating cash flows and existing cash balances, will be adequate to finance our working capital requirements, fund capital expenditures, make required debt interest and principal payments, pay taxes and make other payments over the next twelve months. A number of factors, including but not limited to, loss of customers, pricing pressure from increased competition, lower subsidy and switched access revenues, and the impact of economic conditions, may negatively affect our cash generated from operations.

Debt Covenants and Borrowing Capacity

Our Amended and Restated Credit Agreement includes usual and customary negative covenants for loan agreements of this type, including covenants limiting us and our restricted subsidiaries' (other than certain covenants therein which are limited to subsidiary guarantors) ability to, among other things, incur additional indebtedness, create liens on assets, make investments, loans or advances, engage in mergers, consolidations, sales of assets and acquisitions, pay dividends and distributions and make payments in respect of certain material subordinated indebtedness, in each case subject to customary exceptions for loan agreements of this type.

Our Amended and Restated Credit Agreement also contains a “financial covenant” which provides that our first lien leverage ratio shall not exceed as of the last day of each fiscal quarter 3.50:1.00, with step-downs to: (a) 3.25:1.00 in 2026; and (b) 3.00:1.00 in 2027 and continuing thereafter.

This financial covenant is only applicable for the benefit of the Revolving Lenders (as defined in the Amended and Restated Credit Agreement) thereunder and failure to comply with the financial covenant would not cause an Event of Default with respect to any loans pursuant to our term loan facility unless and until the Required Revolving Lenders (as defined in the Amended and Restated Credit Agreement) have declared all amounts outstanding under the revolving facility to be immediately due and payable and all outstanding commitments under the revolving facility to be immediately terminated.

The indentures governing our First Lien Notes and Second Lien Notes also include usual and customary negative covenants for debt securities of this type, including covenants limiting us and our restricted subsidiaries’ (other than certain covenants therein which are limited to subsidiary guarantors) ability to, among other things, incur additional indebtedness, create liens on assets, make investments, loans or advances, engage in mergers, consolidations, sales of assets and acquisitions, pay dividends and distributions and make payments in respect of certain material subordinated indebtedness, in each case subject to customary exceptions for debt securities of this type.

The indentures governing the outstanding subsidiary debentures include covenants that limit such subsidiary’s ability to create liens and/or merge or consolidate with other companies. These covenants are subject to important exceptions and qualifications.

The indenture governing Frontier Issuer’s Fiber Term Notes includes covenants and restrictions customary for transactions of this type. These covenants and restrictions include the maintenance of a liquidity reserve account to be used to make required payments in respect of the Fiber Term Notes, provisions relating to prepayments, required indemnification payments in certain circumstances. The Fiber Term Notes are also subject to rapid amortization in the event of a failure to maintain a stated debt service coverage ratio. A rapid amortization may be cured if the debt service coverage ratio exceeds a certain threshold for a certain period of time, upon which cure, regular amortization, if any, will resume. The Fiber Term Notes are also subject to certain customary events of default, including events relating to non-payment of required interest, principal or other amounts due on or with respect to the Fiber Term Notes, failure to comply with covenants within certain time frames, certain bankruptcy events, breaches of specified representations and warranties, failure of security interests to be effective and certain judgments.

The Fiber Term Notes are subject to covenants and restrictions customary for transactions of this type, including (i) that the Issuer maintains specified reserve accounts to be used to make required payments in respect of the Fiber Term Notes and pay certain reserved fixed costs of the fiber networks, (ii) provisions relating to optional and mandatory prepayments of the Fiber Term Notes and the related payment of specified amounts, including specified make-whole payments in the case of prepayments of the Fiber Term Notes under certain circumstances, (iii) certain indemnification payments in the event, among other things, the assets pledged as collateral for the Fiber Term Notes are in stated ways defective or ineffective, and (iv) covenants relating to recordkeeping, access to information and similar matters. In addition, the terms of the indenture governing the Fiber Term Notes provide that a larger portion of Frontier Issuer’s available funds will be used towards the repayment of the Fiber Term Notes during a cash sweep period, which period would result from, among other things, the failure to maintain a certain debt service coverage ratio or a certain minimum penetration rate in the markets that were securitized at closing. The Fiber Term Notes are also subject to customary rapid amortization events provided for in the Indenture, including events tied to failure to maintain stated debt service coverage ratios, the acceleration of the maturity of the Fiber Term Notes following the occurrence of an event of default and the failure to repay or refinance on the applicable anticipated repayment date.

The customary events of default to which the Fiber Term Notes are subject include events relating to non-payment of required interest, principal or other amounts due on or with respect to the Fiber Term Notes, failure to comply with covenants within certain time frames, certain bankruptcy events, breaches of specified representations and warranties, failure of security interests to be effective and certain judgments. In addition, the Indenture and the related management agreement contain various covenants that limit the ability of the Company’s securitized subsidiaries to engage in specified types of transactions, subject to certain exceptions, including, for example, to incur or guarantee additional indebtedness, sell certain assets, create or incur liens on certain assets to secure indebtedness or consolidate, merge, sell or otherwise dispose of all or substantially all of their assets.

As of December 31, 2023, we were in compliance with all of the covenants under our existing indentures and the Amended and Restated Credit Agreement.

Net Operating Losses

In connection with our emergence from bankruptcy, we consummated a taxable disposition of substantially all of the assets and/or subsidiary stock of the Company. Certain of the net operating losses (“NOLs”) were utilized in offsetting gains from the disposition, certain of the NOLs were extinguished as part of attribute reduction and certain subsidiary NOLs were carried over. Under Section 338(h)(10) of the Code, Predecessor and Successor made elections to step-up tax basis of certain subsidiary assets. Such Section 338(h)(10) elections will generate depreciation and amortization expense going forward, which may result in NOLs. Such net operating losses would be carried forward indefinitely but would be subject to an 80% limitation on U.S. taxable income.

Off-Balance Sheet Arrangements

We do not maintain any off-balance sheet arrangements, transactions, obligations or other relationships with unconsolidated entities that would be expected to have a material current or future effect upon our financial statements.

Future Contractual Obligations and Commitments

A summary of our future contractual obligations and commercial commitments as of December 31, 2023 is as follows:

(\$ in millions)	Total	Payments due by period					Thereafter
		2024	2025	2026	2027	2028	
Long-term debt obligations, excluding interest	\$ 11,231	\$ 15	\$ 15	\$ 15	\$ 2,740	\$ 3,636	\$ 4,810
Interest on long-term debt	3,990	813	794	786	753	357	487
Lease obligations	478	75	69	64	54	45	171
Purchase obligations	332	204	125	2	1	-	-
Total	<u>\$ 16,031</u>	<u>\$ 1,107</u>	<u>\$ 1,003</u>	<u>\$ 867</u>	<u>\$ 3,548</u>	<u>\$ 4,038</u>	<u>\$ 5,468</u>

Our outstanding performance letters of credit increased from \$174 million to \$181 million during the year ended December 31, 2023.

Future Commitments

See "Regulatory Developments" immediately below for information regarding Frontier's known and potential future commitments related to our participation in the FCC's CAF Phase II program and RDOF Phase I auction.

Regulatory Developments

Connect America Fund ("CAF")/ Rural Digital Opportunity Fund ("RDOF"): In 2015, Frontier accepted the FCC's CAF Phase II offer, which provided \$313 million in annual support through 2021 in return for the Company's commitment to make broadband available to households within the CAF II areas in our existing 25 states. The Company was required to complete the CAF II deployment by December 31, 2021. Thereafter, the FCC has been reviewing carriers' CAF II program completion data, and if the FCC determines that the Company did not satisfy certain applicable CAF Phase II requirements, Frontier could be required to return a portion of the funds previously received and may be subject to certain other fines, requirements, and obligations.

On January 30, 2020, the FCC adopted an order establishing the RDOF competitive reverse auction to provide support to serve high-cost areas. The FCC announced the results of its RDOF Phase I auction on December 7, 2020. Frontier was awarded approximately \$371 million over ten years to build gigabit-capable broadband over a fiber-to-the-premises network to approximately 127,000 locations in eight states (California, Connecticut, Florida, Illinois, New York, Pennsylvania, Texas, and West Virginia). We began receiving RDOF funding in the second quarter of 2022 and we will be required to complete the buildout to the awarded locations by December 31, 2028, with interim target milestones over this period. To the extent that Frontier is unable to meet the milestones or construct to all locations by the required deadlines, Frontier could be required to return a portion of funds previously received and may be subject to certain fines, requirements and obligations.

As part of its RDOF order, the FCC indicated it would hold a follow-on auction for the unawarded funding following the Phase I auction. However, it remains uncertain whether any such follow-on auction will occur given the recent passage of significant federal funding for broadband infrastructure.

Internet: The FCC currently classifies fixed consumer broadband services as information services, subject to light-touch regulation. In October 2023 the FCC released a notice of proposed rulemaking seeking to reclassify certain broadband services as lightly regulated telecommunications services imposing certain network neutrality requirements on the reclassified internet services. At this time, it remains uncertain whether the FCC will adopt these new network neutrality regulations and what impact that may have on Frontier's business.

On November 15, 2021, President Biden signed the Infrastructure Investment and Jobs Act (IIJA) into law. The legislation appropriated funding for the establishment of the Affordable Connectivity Program (ACP), and FCC-administered monthly, low-income broadband benefit program. The ACP provides qualified customers up to \$30 per month (or \$75 per month for those on Tribal lands) to assist with their internet bill. Frontier is a participating provider in the ACP program. Absent additional funding, at present pace, the ACP funds are projected by the FCC to exhaust in April of 2024.

Privacy: Our businesses are subject to federal and state laws and regulations that impose various restrictions and obligations related to privacy and the handling of customers' personal information. Privacy-related legislation has been adopted in a number of states in which we operate. Certain state requirements give consumers increased rights including the right to know what personal information is being collected about them and obtain a copy of such information, opt-out of the sale of personal information or sharing of personal information for purposes of certain targeted advertising, and to request the correction or deletion of this information. Complying with such laws, as well as other legislative and regulatory action related to privacy, could result in increased costs of compliance, claims against the Company or investigations related to compliance, and increased uncertainty in the use and availability of certain consumer data.

Video Programming: Federal, state, and local governments extensively regulate the video services industry. Our linear video services are subject to, among other things: subscriber privacy regulations; requirements that we carry a local broadcast station or obtain

consent to carry a local or distant broadcast station; rules for franchise renewals and transfers; the manner in which program packages are marketed to subscribers; and program access requirements.

We provide video programming in some of our markets including California, Connecticut, Florida, Indiana, and Texas pursuant to franchises, permits and similar authorizations issued by state and local franchising authorities. Most franchises require payment of a franchise fee as a requirement to the granting of authority.

Many franchises establish facilities and service requirements, as well as specific customer service standards and monetary penalties for non-compliance. We believe that we are meeting all material standards and requirements. Franchises are generally granted for fixed terms and must be periodically renewed.

Environmental Regulation: The local exchange carrier subsidiaries we operate are subject to federal, state, and local laws, and regulations governing the use, storage, disposal of, and exposure to hazardous materials, the release of pollutants into the environment and the remediation of contamination. As an owner and former owner of property, we are subject to environmental laws that could impose liability for the entire cost of cleanup at contaminated sites, including sites formerly owned by us or our predecessors, regardless of fault or the lawfulness of the activity that resulted in contamination. We believe that our operations are in substantial compliance with applicable environmental laws and regulations.

Critical Accounting Policies and Estimates

The preparation of our financial statements requires management to make estimates and assumptions. There are inherent uncertainties with respect to such estimates and assumptions; accordingly, it is possible that actual results could differ from those estimates and changes to estimates could occur in the near term. The estimates which require the most significant judgment are listed below.

These critical accounting estimates have been reviewed with the Audit Committee of our Board of Directors. For a discussion of these and other accounting policies, see Note 1 of the Notes to Consolidated Financial Statements.

Fresh Start Accounting

We adopted fresh start accounting and reporting on the Effective Date, in accordance with FASB ASC 852. Upon the application of fresh start accounting, we allocated the reorganization value to our individual assets based on their estimated fair values. Each asset and liability existing as of the Effective Date, other than deferred taxes, have been stated at the fair value, and determined at appropriate risk-adjusted interest rates. Deferred taxes were determined in conformity with applicable accounting standards.

Reorganization value represents the fair value of the Successor's assets before considering liabilities. Our reorganization value is derived from an estimate of enterprise value. Enterprise value represents the estimated fair value of an entity's long-term debt and shareholders' equity. In support of the Plan, the enterprise value of the Successor was estimated to be approximately \$12.5 billion. The valuation analysis was prepared using financial information and financial projections and applying standard valuation techniques, including a risk-adjusted net asset value analysis.

Fair values of assets and liabilities represent our best estimates based on independent appraisals and valuations. These estimates and assumptions were subject to significant uncertainties beyond our reasonable control. In addition, the market value of our common stock may differ materially from the fresh start equity valuation.

Allowance for Doubtful Accounts

We maintain an allowance for doubtful accounts based on our estimate of our ability to collect accounts receivable. Our estimates are based on assumptions and other considerations, including payment history, customer financial performance, carrier billing disputes and aging analysis. Our estimation process includes general and specific reserves and varies by customer category. In 2023 and 2022, we had no "critical estimates" related to bankruptcies of communications companies or any other significant customers. See Notes 1 and 6 of the Notes to Consolidated Financial Statements for additional information.

Depreciation

The calculation of depreciation expense is based upon the estimated useful lives of the underlying property, plant and equipment. Depreciation expense is principally based on the composite group method for substantially all of our property, plant, and equipment assets. The estimates for remaining lives of the various asset categories are determined annually, based on an independent study. Among other considerations, these studies include models that consider actual usage, replacement history and assumptions about technology evolution for each category of asset. The latest study was completed in the fourth quarter of 2023 and did not result in any significant changes in remaining lives for any of our asset categories. A one-year decrease in the estimated useful lives of our property, plant, and equipment would result in an increase of approximately \$128 million to depreciation expense.

See Note 7 of the Notes to Consolidated Financial Statements for additional information.

Asset Impairments

We review long-lived assets to be held and used, including customer lists, finite-lived intangible assets, and long-lived assets to be disposed of for impairment whenever events or changes in circumstances indicate that the carrying amount of such assets may not be recoverable. When triggering events are identified, recoverability of assets to be held and used is measured by comparing the carrying amount of the asset to the future undiscounted net cash flows expected to be generated by the asset. Recoverability of assets held for sale is measured by comparing the carrying amount of the assets to their estimated fair market value. If any assets are considered to be impaired, the impairment is measured by the amount by which the carrying amount of the assets exceeds the estimated fair value. Also, we periodically reassess the useful lives of our tangible and intangible assets to determine whether any changes are required.

We considered whether the carrying values of finite-lived intangible assets, and property plant and equipment may not be recoverable or whether the carrying value of certain finite-lived intangible assets were impaired, noting no impairment was present as of or for the year ended December 31, 2023.

Pension and Other Postretirement Benefits

We sponsor a defined benefit pension plan covering a significant number of our current and former employees as well as other postretirement benefit plans that provide medical, dental, life insurance and other benefits for covered retired employees and their beneficiaries and covered dependents. As of December 31, 2023, the unfunded benefit obligation for these plans recorded on our consolidated balance sheet was \$735 million. During 2023, we contributed \$176 million to these plans in cash and recorded \$59 million of operating expense before capitalization, and \$209 million of net non-operating income. Pension and other postretirement benefit costs and obligations are dependent upon various actuarial assumptions, the most significant of which are the discount rate and the expected long-term rate of return on plan assets.

Our discount rate assumption is determined annually with assistance from our actuaries based on the pattern of expected future benefit payments and the prevailing rates available on long-term, high quality corporate bonds with durations approximate to that of our benefit obligation. As of December 31, 2023, and 2022, we utilized an estimation technique that is based upon a settlement model (BondLink) that permits us to closely match cash flows to the expected payments to participants. This rate can change from year-to-year based on market conditions that affect corporate bond yields.

We are utilizing a discount rate of 5.20% as of December 31, 2023, for our qualified pension plan, compared to rates of 5.50% and 2.90% in 2022 and 2021, respectively. The discount rate for postretirement plans as of December 31, 2023, was 5.20% compared to 5.50% in 2022 and 3.00% in 2021.

In the following table, we show the estimated sensitivity of our pension and other postretirement benefit plan liabilities to a 25 basis point change in the discount rate as of December 31, 2023:

(\$ in millions)	Increase in Discount Rate of 25 bps	Decrease in Discount Rate of 25 bps
Pension plans		
Projected benefit obligation	\$ (48)	\$ 50
Other postretirement plans		
Accumulated postretirement benefit obligation	\$ (13)	\$ 13

In developing the expected long-term rate of return assumption, we considered published surveys of expected market returns, 10 and 20 year actual returns of various major indices, and our own historical 5-year, 10-year and 20-year investment returns. The expected long-term rate of return on plan assets is based on an asset allocation assumption of 35% in long-duration fixed income securities, and 65% in equity securities and other investments. We review our asset allocation at least annually and make changes when considered appropriate. Our asset return assumption is made at the beginning of our fiscal year. In 2023, 2022 and 2021, our expected long-term rate of return on plan assets was 7.50%. Our actual return on plan assets for the year ended December 31, 2023, was a gain of 15%, for the year ended December 31, 2022, was a loss of 20%, for the four months ended April 30, 2021, was a gain of 3%, and for the eight months ended December 31, 2021, was a gain of 6%. For 2024, we expect to assume a rate of return of 7.50%. Our pension plan assets are valued at fair value as of the measurement date.

For additional information regarding our pension and other postretirement benefits (see Note 19 to the Notes to Consolidated Financial Statements).

Income Taxes

We file a consolidated federal income tax return. We utilize the asset and liability method of accounting for income taxes. Under the asset and liability method, deferred income taxes are recorded for the tax effect of temporary differences between the financial statement basis and the tax basis of assets and liabilities using tax rates expected to be in effect when the temporary differences are expected to reverse. Actual income taxes could vary from these estimates due to future changes in governing law or review by taxing authorities.

We recognize deferred tax assets to the extent that we believe that these assets are more likely than not to be realized. In making such a determination, we consider all available positive and negative evidence, including future reversals of existing taxable temporary differences, tax-planning strategies, and results of recent operations. If we determine that we are not able to realize a portion of our net deferred tax assets in the future, we would make an adjustment to the deferred tax asset valuation allowance, which would increase the provision for income taxes.

The tax effect of a change in tax law or rates included in income tax expense from continuing operations includes effect of changes in deferred tax assets and liabilities initially recognized through a charge or credit to other comprehensive income. The residual tax effects typically are released when the item giving rise to the tax effect is disposed of, liquidated, or terminated.

Recent Accounting Pronouncements

For additional information regarding FASB Accounting Standards Updates ("ASU"s) that have been issued but not yet adopted and that may impact the Company, refer to Note 2 – "Recent Accounting Pronouncements" to the audited consolidated financial statements in Part II, Item 8 of this annual Report on form 10-K.

Item 7A. Quantitative and Qualitative Disclosures about Market Risk

We are exposed to market risk in the normal course of our business operations due to ongoing investing and funding activities, including those associated with our pension plan assets. Market risk refers to the potential change in fair value of a financial instrument as a result of fluctuations in interest rates and equity prices. We do not hold or issue derivative instruments, derivative commodity instruments or other financial instruments for trading purposes. As a result, we do not undertake any specific actions to cover our exposure to market risks, and we are not party to any market risk management agreements other than in the normal course of business. Our primary market risk exposures from interest rate risk and equity price risk are as follows:

Interest Rate Exposure

Our exposure to market risk for changes in interest rates relates primarily to the interest-bearing portion of our pension investment portfolio and the related actuarial liability for pension obligations, as well as our floating rate indebtedness. As of December 31, 2023, 87% of our total debt had fixed interest rates. We had no interest rate swap agreements in effect at December 31, 2023. We believe that our currently outstanding obligation exposure to interest rate changes is minimal.

Our objectives in managing our interest rate risk are to limit the impact of interest rate changes on earnings and cash flows and to lower our overall borrowing costs. To achieve these objectives, only our \$1.4 billion term loan facility has a floating rate at December 31, 2023. Commencing July 1, 2023, the annual impact of 100 basis points change in the SOFR would result in approximately \$14 million of additional interest expense, provided that the SOFR rate exceeds the SOFR floor. An adverse change in interest rates would increase the amount that we pay on our variable rate obligations and could result in fluctuations in the fair value of our fixed rate obligations. To date, interest income from cash invested in term deposits has offset the impact of higher interest expense from floating rate debt. Based upon our overall interest rate exposure, a near-term change in interest rates would not materially affect our consolidated financial position, results of operations or cash flows.

Our discount rate assumption for our pension benefit obligation is determined at least annually, or whenever required, with assistance from our actuaries. The discount rate is based on the pattern of expected future benefit payments and the prevailing rates available on long-term, high quality corporate bonds with durations approximate to that of our benefit obligation. As of December 31, 2023, and 2022, the discount rate utilized in calculating our benefit plan obligation was 5.20% and 5.50%, respectively.

The discount rate assumption for our OPEB obligation is determined in a similar manner to the pension plan. As of December 31, 2023, and 2022, our discount rate utilized in calculating our benefit plan obligation was 5.20% and 5.50%, respectively.

At December 31, 2023, the fair value of our debt was estimated to be approximately \$10.7 billion, based on quoted market prices, our overall weighted average borrowing rate was 7.103% and our overall weighted average maturity was approximately 5.5 years, which decreased from approximately 6.6 years as of December 31, 2022. Refer to Note 9 for discussion of the impact of the Chapter 11 Cases on our debt obligations.

Equity Price Exposure

Our exposure to market risks for changes in equity security prices as of December 31, 2023 is primarily limited to our pension plan assets. We have no other security investments of any significant amount.

The value of our pension plan assets increased \$235 million from \$2,033 million at December 31, 2022 to \$2,268 million at December 31, 2023. This increase was primarily a result of changes in the market value of investments of \$305 million, net of plan expenses, and contributions of \$134 million, offset by benefit payments of \$204 million.

Item 8. Financial Statements and Supplementary Data

The following documents are filed as part of this Report:

- 1) Financial Statements – See Index on page F-1.

Item 9. Changes in and Disagreements with Accountants on Accounting and Financial Disclosure

None.

Item 9A. Controls and Procedures

(i) Evaluation of Disclosure Controls and Procedures

We carried out an evaluation, under the supervision and with the participation of our management, including our principal executive officer and principal financial officer, regarding the effectiveness of our disclosure controls and procedures (as defined in Rules 13a-15(e) and 15d-15(e) under the Securities Exchange Act of 1934, as amended). Based upon this evaluation, our principal executive officer and principal financial officer concluded, as of the end of the period covered by this report, December 31, 2023, that our disclosure controls and procedures were effective.

(ii) Internal Control Over Financial Reporting

- a. Management's annual report on internal control over financial reporting
 - Our management report on internal control over financial reporting appears on page F-2.
- b. Report of registered public accounting firm
 - The report of KPMG LLP, our independent registered public accounting firm, on internal control over financial reporting appears on page F-5.
- c. Changes in internal control over financial reporting
 - There have been no changes to our internal control over financial reporting (as defined in Rule 13a-15(f) and 15d-15(f) under the Securities Exchange Act of 1934, as amended) identified in an evaluation thereof that occurred during the fiscal year of 2023 that materially affected, or are reasonably likely to materially affect, our internal control over financial reporting.

Item 9B. Other Information

The Compensation and Human Capital Committee of the Board of Directors recently reviewed certain executive compensation programs, including peer benchmarking, and determined that it is appropriate to increase the change of control severance multiple for members of the Executive Committee (other than the Chief Executive Officer and Executive Chair) from 1x to 1.5x and to include the six month period prior to a change in control as a pre-change in control protection period. In addition, the Committee determined to increase the target compensation for Scott Beasley, our Chief Financial Officer. Specifically:

- Effective February 22, 2024, the terms and conditions of the employment agreements for each of the Company's Executive Committee Members (other than the CEO and Executive Chair) are amended to provide that if such officer's employment is terminated by the Company "without cause" or the executive resigns for "good reason", on or following February 22, 2024 (or, with respect to Mark Nielsen, pursuant to his existing agreement, May 1, 2024) (a "Qualifying Termination"), and such Qualifying Termination occurs within 6 months prior to or 24 months following a change in control, he or she will be entitled to receive severance payments generally consisting of continued payment of base salary plus target bonus for the year in which the termination occurs for 18 months. All other terms and conditions relating to a Qualifying Termination remain unchanged.
- Effective March 1, 2024, Mr. Beasley's target compensation will include: (i) base salary of \$750,000; (ii) target annual bonus of \$750,000; and (iii) target long term incentive of \$2,800,000. The compensation arrangements under Mr. Beasley's employment agreement otherwise remain unchanged, except as set forth above with respect to a Qualifying Termination in connection with a change in control.

Item 9C. Disclosure Regarding Foreign Jurisdictions that Prevent Inspections

None.

PART III

Item 10. Directors, Executive Officers and Corporate Governance

Information regarding executive officers required by Item 401 of Regulation S-K is furnished in a separate disclosure at the end of Part I of this report entitled "Information about our Executive Officers."

In accordance with General Instruction G(3) to Form 10-K, certain of the information required by this Item is incorporated by reference from the proxy statement for our 2024 Annual Meeting of shareholders to be filed with the SEC within 120 days after December 31, 2023.

Item 11. Executive Compensation

In accordance with General Instruction G(3) to Form 10-K, the information required by this Item is incorporated by reference from the proxy statement for our 2024 Annual Meeting of shareholders to be filed with the SEC within 120 days after December 31, 2023.

Item 12. Security Ownership of Certain Beneficial Owners and Management and Related Stockholder Matters

In accordance with General Instruction G(3) to Form 10-K, the information required by this Item is incorporated by reference from the proxy statement for our 2024 Annual Meeting of shareholders to be filed with the SEC within 120 days after December 31, 2023.

Item 13. Certain Relationships and Related Transactions, and Director Independence

In accordance with General Instruction G(3) to Form 10-K, the information required by this Item is incorporated by reference from the proxy statement for our 2024 Annual Meeting of shareholders to be filed with the SEC within 120 days after December 31, 2023.

Item 14. Principal Accountant Fees and Services

In accordance with General Instruction G(3) to Form 10-K, the information required by this Item is incorporated by reference from the proxy statement for our 2024 Annual Meeting of shareholders to be filed with the SEC within 120 days after December 31, 2023.

PART IV

Item 15. Exhibits and Financial Statement Schedules

List of Documents Filed as a Part of This Report:

(1) Index to Consolidated Financial Statements:

Reports of Independent Registered Public Accounting Firm (KPMG LLP, Stamford, CT, Auditor Firm ID: 185)

Consolidated Balance Sheets as of December 31, 2023 and 2022

Consolidated Statements of Income for the year ended December 31, 2023 (Successor), the year ended December 31, 2022 (Successor), the eight months ended December 31, 2021 (Successor), and the four months ended April 30, 2021 ([Predecessor](#))

Consolidated Statements of Comprehensive Income for the year ended December 31, 2023 (Successor), the year ended December 31, 2022 (Successor), the eight months ended December 31, 2021 (Successor), and the four months ended April 30, 2021 ([Predecessor](#))

Consolidated Statements of Equity (Deficit) for the year ended December 31, 2023 (Successor), the year ended December 31, 2022 (Successor), the eight months ended December 31, 2021 (Successor), and the four months ended April 30, 2021 ([Predecessor](#))

Consolidated Statements of Cash Flows for the year ended December 31, 2023 (Successor), the year ended December 31, 2022 (Successor), the eight months ended December 31, 2021 (Successor), and the four months ended April 30, 2021 ([Predecessor](#))

Notes to Consolidated Financial Statements

All other schedules have been omitted because the required information is included in the consolidated financial statements or the notes thereto or is not applicable or not required.

(2) Index to Exhibits:

<u>Exhibit No.</u>	<u>Description</u>
2.1	Order Confirming the Fifth Amended Joint Plan of Reorganization of Frontier Communications Corporation and its Debtor Affiliates Pursuant to Chapter 11 of the Bankruptcy Code (filed as Exhibit 2.1 to Frontier's Current Report on Form 8-K filed on August 27, 2020.)
3.1	Amended and Restated Certificate of Incorporation of Frontier Communications Parent, Inc. (filed as Exhibit 3.1 to Frontier's Current Report on Form 8-K filed on April 30, 2021.)
3.2	Amended and Restated Bylaws of Frontier Communications Parent, Inc. (filed as Exhibit 3.1 to Frontier's Current Report on Form 8-K filed on November 14, 2022.)
4.1	Indenture, dated as of October 8, 2020, by and among Frontier Communications Corporation, the guarantors party thereto, the collateral grantor party thereto, and Wilmington Trust, National Association, a national banking association, as trustee and as collateral agent, with respect to the 5.875% First Lien Secured Notes due 2027 (filed as Exhibit 4.1 to Frontier's Current Report on Form 8-K filed on October 14, 2020.)
4.2	Form of 5.875% First Lien Secured Note due 2027 (included in Exhibit 4.1 hereto.)
4.3	Indenture, dated as of November 25, 2020, by and among Frontier Communications Corporation, the guarantors party thereto, the collateral grantor party thereto, JPMorgan Chase Bank N.A., as collateral agent and Wilmington Trust, National Association, a national banking association, as trustee, with respect to the 5.000% First Lien Secured Notes due 2028 (filed as Exhibit 4.1 to Frontier's Current Report on Form 8-K filed on December 2, 2020.)
4.4	Form of 5.000% First Lien Secured Notes due 2028 (included in Exhibit 4.3 hereto.)
4.5	Indenture, dated as of November 25, 2020, by and among Frontier Communications Corporation, the guarantors party thereto, the collateral grantor party thereto and Wilmington Trust, National Association, a national banking association, as trustee and as collateral agent, with respect to the 6.750% Second Lien Secured Notes due 2029 (filed as Exhibit 4.2 to Frontier's Current Report on Form 8-K filed on December 2, 2020.)
4.6	Form of 6.750% Second Lien Secured Notes due 2029 (included in Exhibit 4.5 hereto.)
4.7	Indenture, dated as of April 30, 2021, by and among Frontier Communications Holdings, LLC, the guarantors party thereto, the collateral grantor party thereto and Wilmington Trust, National Association, as trustee and collateral agent (filed as Exhibit 4.1 to Frontier's Current Report on Form 8-K filed on April 30, 2021.)
4.8	Form of 5.875% Second Lien Secured Notes due 2029 (included in Exhibit 4.7 hereto.)
4.9	Supplemental Indenture, dated as of April 30, 2021, by and among Frontier Communications Holdings, LLC and Wilmington Trust, National Association, as trustee, with respect to the First Lien Notes due October 2027 (filed as Exhibit 4.3 to Frontier's Current Report on Form 8-K filed on April 30, 2021.)

- 4.10 [Supplemental Indenture, dated as of April 30, 2021, by and among Frontier Communications Holdings, LLC and Wilmington Trust, National Association, as trustee, with respect to the First Lien Notes due May 2028 \(filed as Exhibit 4.4 to Frontier's Current Report on Form 8-K filed on April 30, 2021.\)](#)
- 4.11 [Supplemental Indenture, dated as of April 30, 2021, by and among Frontier Communications Holdings, LLC and Wilmington Trust, National Association, as trustee, with respect to the Second Lien Notes \(filed as Exhibit 4.5 to Frontier's Current Report on Form 8-K filed on April 30, 2021.\)](#)
- 4.12 [Indenture, dated as of October 13, 2021, by and among Frontier Communications Holdings, LLC, the guarantors party thereto, the collateral grantor party thereto and Wilmington Trust, National Association, a national banking association, as trustee and as collateral agent \(filed as Exhibit 4.1 to Frontier's Current Report on Form 8-K filed on October 14, 2021.\)](#)
- 4.13 [Form of 6.000% Second Lien Secured Notes due 2030 \(included in Exhibit 4.12 hereto.\)](#)
- 4.14 [Indenture, dated as of May 12, 2022, by and among Frontier Communications Holdings, LLC, the guarantors party thereto, the collateral grantor party thereto, Wilmington Trust, National Association, as trustee and JPMorgan Chase Bank, N.A., as collateral agent \(filed as Exhibit 4.1 to Frontier's Current Report on Form 8-K filed on May 16, 2022.\)](#)
- 4.15 [Form of 8.750% First Lien Secured Notes due 2030 \(included in Exhibit 4.14 hereto.\)](#)
- 4.16 [Indenture, dated as of March 8, 2023, by and among Frontier Communications Holdings, LLC, the guarantors party thereto, the collateral grantor party thereto, Wilmington Trust, National Association, as trustee and JPMorgan Chase Bank, N.A., as collateral agent \(filed as Exhibit 4.1 to Frontier's Current Report on Form 8-K filed on March 8, 2023.\)](#)
- 4.17 [Form of 8.625% First Lien Secured Notes due 2031 \(included in Exhibit 4.16 hereto.\)](#)
- 4.18 [Base Indenture, dated as of August 8, 2023, by and among Frontier Issuer LLC, Frontier Dallas TX Fiber 1 LLC, and Citibank N.A. \(filed as Exhibit 4.1 to Frontier's Current Report on Form 8-K filed on August 10, 2023.\)](#)
- 4.19 [Series 2023-1 Supplement, dated as of August 8, 2023, by and among Frontier Issuer LLC, Frontier Dallas TX Fiber 1 LLC, and Citibank N.A. \(filed as Exhibit 4.2 to Frontier's Current Report on Form 8-K filed on August 10, 2023.\)](#)
- 4.20 [Series 2023-2 Supplement, dated as of August 24, 2023, by and among Frontier Issuer LLC, Frontier Dallas TX Fiber 1 LLC, and Citibank N.A. \(filed as Exhibit 4.1 to Frontier's Current Report on Form 8-K filed on August 25, 2023.\)](#)
- 4.21 [Indenture, dated as of January 1, 1994, between Frontier North Inc. \(formerly GTE North Incorporated\) and Bank of New York Mellon \(as successor to The First National Bank of Chicago\), as Trustee \(the "Frontier North Indenture"\) \(filed as Exhibit 4.1 to Frontier's Quarterly Report on Form 10-Q for the fiscal quarter ended June 30, 2010\).](#)
- 4.22 [First Supplemental Indenture to the Frontier North Indenture, dated as of May 1, 1996, between Frontier North Inc. \(formerly GTE North Incorporated\) and Bank of New York Mellon \(as successor to The First National Bank of Chicago\), as Trustee \(filed as Exhibit 4.2 to Frontier's Quarterly Report on Form 10-Q for the fiscal quarter ended June 30, 2010\).](#)
- 4.23 [Form of Debenture under the Frontier North Indenture \(filed as Exhibit 4.24 to Frontier's Annual Report on Form 10-K for the year ended December 31, 2011\).](#)
- 4.24 [Indenture, dated as of December 1, 1993, between GTE California Incorporated and Bank of America National Trust and Savings Association, as trustee \(the "California Indenture"\) \(filed as Exhibit 4.2 to the June 30, 2016 10-Q\).](#)
- 4.25 [First Supplemental Indenture to the California Indenture dated as of April 15, 1996, between GTE California Incorporated and First Trust of California, National Association, as trustee \(filed as Exhibit 4.3 to the June 30, 2016 10-Q\).](#)
- 4.26 [Indenture, dated as of November 1, 1993, between GTE Florida Incorporated and Nations Bank of Georgia, National Association, as trustee \(the "Florida Indenture"\) \(filed as Exhibit 4.4 to the June 30, 2016 10-Q\).](#)
- 4.27 [First Supplemental Indenture to the Florida Indenture dated as of January 1, 1998, between GTE Florida Incorporated and the Bank of New York, as trustee \(filed as Exhibit 4.5 to the June 30, 2016 10-Q\).](#)
- 4.28 [Description of Frontier's Securities Registered Pursuant to Section 12 of the Securities Exchange Act of 1934 \(filed as Exhibit 4.25 to Frontier's Annual Report on Form 10-K for the year ended December 31, 2021\).](#)
- 10.1 [Amended and Restated Credit Agreement dated as of April 30, 2021, by and among Frontier Communications Holdings, LLC, as borrower, JPMorgan Chase Bank, N.A., as administrative agent and collateral agent, Goldman Sachs Bank USA, as revolver agent, and the lenders from time to time party thereto. \(filed as Exhibit 10.1 to Frontier's Current Report on Form 8-K filed on April 30, 2021.\)](#)
- 10.2 [Amendment No. 1 to Amended and Restated Credit Agreement, dated as of October 13, 2021, by and among Frontier Communications Holdings, LLC, as borrower, JPMorgan Chase Bank, N.A., as administrative agent, Goldman Sachs Bank USA, as revolver agent, and the lenders party thereto \(filed as Exhibit 10.1 to Frontier's Current Report on Form 8-K filed on October 14, 2021.\)](#)
- 10.3 [Amendment No. 2 to Amended and Restated Credit Agreement, dated as of May 12, 2022, by and among Frontier Communications Holdings, LLC, as borrower, JPMorgan Chase Bank, N.A., as administrative agent, Goldman Sachs Bank USA, as revolver agent, and the lenders party thereto \(filed as Exhibit 10.1 to Frontier's Current Report on Form 8-K filed on May 16, 2022.\)](#)
- 10.4 [Amendment No. 3 to Amended and Restated Credit Agreement, dated as of May 12, 2022, by and among Frontier Communications Holdings, LLC, as borrower, JPMorgan Chase Bank, N.A., as administrative agent, Goldman Sachs Bank USA, as revolver agent, and the lenders party thereto \(filed as Exhibit 10.1 to Frontier's Current Report on Form 8-K filed on March 8, 2023.\)](#)

10.5	Class A-1 Note Purchase Agreement, dated as of August 24, 2023, among Frontier Issuer LLC, Frontier Dallas TX Fiber 1 LLC, Frontier Communications Holdings, LLC, certain conduit investors, financial institutions and funding agents, and Barclays Bank plc. (filed as Exhibit 10.1 to Frontier's Current Report on Form 8-K filed on August 25, 2023.)
10.6	Agreement, dated April 2, 2023, between the Company and Ares Management LLC, ACOF Investment Management LLC, ASOF Investment Management LLC and ASSF Operating Manager IV L.P., on behalf of themselves and certain of their affiliates specified in the Agreement.
10.7	Form of Director and Officer Indemnification Agreement (filed as Exhibit 10.3 to Frontier's Current Report on Form 8-K filed on April 30, 2021.)
10.8	Form of Frontier Communications Parent, Inc. 2021 Management Incentive Plan (filed as Exhibit 10.4 to Frontier's Current Report on Form 8-K filed on April 30, 2021.)
10.9	Employment Agreement, dated December 7, 2021, between the Company and Nick Jeffery (filed as Exhibit 10.5 to Frontier's Annual Report on Form 10-K for the year ended December 31, 2020.)
10.10	Employment Agreement between the Company and Scott C. Beasley, dated as of May 25, 2021 (filed as Exhibit 10.1 to Frontier's Current Report on Form 8-K filed on June 2, 2021.)
10.11	Employment Agreement between the Company and Alan Gardner, dated as of May 31, 2021 (filed as Exhibit 10.6 to Frontier's Quarterly Report on Form 10-Q for the quarter ended June 30, 2021.)
10.12	Employment Agreement between the Company and John Harrobin, dated as of May 8, 2021 (filed as Exhibit 10.7 to Frontier's Quarterly Report on Form 10-Q for the quarter ended June 30, 2021.)
10.13	Employment Agreement between the Company and Veronica Bloodworth, dated as of March 29, 2021 (filed as Exhibit 10.8 to Frontier's Quarterly Report on Form 10-Q for the quarter ended June 30, 2021.)
10.14	Form of Executive Chairman Agreement between the Company and John Stratton (included as Exhibit 99.1 to Frontier's Current Report on Form 8-K filed on February 18, 2021.)
10.15	Offer of Employment Letter, dated January 15, 2014, between Frontier and Mark D. Nielsen (filed as Exhibit 10.2 to the June 30, 2014 10-Q.)
10.16	Transition Agreement between the Company and Sheldon Bruha, dated as of June 10, 2021 (filed as Exhibit 10.9 to Frontier's Quarterly Report on Form 10-Q for the quarter ended June 30, 2021.)
10.17	Form of Severance Agreement for Frontier's Senior Leadership Team (pre-Emergence) (filed as Exhibit 10.3 to Frontier's Quarterly Report on Form 10-Q for the quarter ended June 30, 2019.)
10.18	Form of Restricted Stock Unit Award Agreement (filed as Exhibit 10.19 to Frontier's Annual Report on Form 10-K for the year ended December 31, 2021.)
10.19	Form of Performance Stock Unit Award Agreement (filed as Exhibit 10.20 to Frontier's Annual Report on Form 10-K for the year ended December 31, 2021.)
10.20	Form of Restricted Stock Unit Award Agreement for Executive Chairman (filed as Exhibit 10.21 to Frontier's Annual Report on Form 10-K for the year ended December 31, 2021.)
10.21	Form of Performance Stock Unit Award for Executive Chairman (filed as Exhibit 10.22 to Frontier's Annual Report on Form 10-K for the year ended December 31, 2021.)
10.22	Tax Sharing Agreement, dated as of May 13, 2009, by and among Verizon Communications Inc. ("Verizon"), New Communications Holdings Inc. ("Spinco") and Frontier, (filed as Exhibit 10.3 to Frontier's Current Report on Form 8-K filed on May 15, 2009.)
21	Subsidiaries of the Registrant.*
23	Consent of Independent Registered Public Accounting Firm.*
31.1	Certification of Principal Executive Officer pursuant to Rule 13a-14(a) under the Securities Exchange Act of 1934 (the "1934 Act").*
31.2	Certification of Principal Financial Officer pursuant to Rule 13a-14(a) under the 1934 Act.*
32	Certifications of Chief Executive Officer and Chief Financial Officer pursuant to 18 U.S.C. Section 1350, as adopted pursuant to Section 906 of the Sarbanes-Oxley Act of 2002.*
97	Form of Clawback Policy.*
101	The following materials from Frontier's Annual Report on Form 10-K for the year ended December 31, 2023, formatted in iXBRL (inline eXtensible Business Reporting Language): (i) the Consolidated Balance Sheets; (ii) the Consolidated Statements of Income; (iii) the Consolidated Statements of Comprehensive Loss; (iv) the Consolidated Statements of Equity (Deficit); (v) the Consolidated Statements of Cash Flows; and (vi) Notes to Consolidated Financial Statements.
104	Cover Page from Frontier's Annual Report on Form 10-K for the year ended December 31, 2023, formatted in iXBRL and contained in Exhibit 101.

Exhibits 10.7 through 10.21 are management contracts or compensatory plans or arrangements.

* Filed herewith.

Item 16. **Form 10-K Summary**

None.

SIGNATURES

Pursuant to the requirements of Section 13 or 15(d) of the Securities Exchange Act of 1934, the Registrant has duly caused this report to be signed on its behalf by the undersigned, thereunto duly authorized.

FRONTIER COMMUNICATIONS PARENT, INC.
(Registrant)

By: /s/ Nick Jeffery
Nick Jeffery
President and Chief Executive Officer

February 23, 2024

Pursuant to the requirements of the Securities Exchange Act of 1934, this report has been signed below by the following persons on behalf of the registrant and in the capacities indicated on the 23rd day of February 2024.

<u>Signature</u>	<u>Title</u>
<u>/s/ Scott Beasley</u> (Scott Beasley)	Executive Vice President, Chief Financial Officer (Principal Financial Officer)
<u>/s/ Kevin L. Beebe</u> (Kevin L. Beebe)	Director
<u>/s/ Lisa Chang</u> (Lisa Chang)	Director
<u>/s/ Pamela Coe</u> (Pamela Coe)	Director
<u>/s/ Nick Jeffery</u> (Nick Jeffery)	President & Chief Executive Officer (Principal Executive Officer)
<u>/s/ William McGloin</u> (William McGloin)	Chief Accounting Officer & Controller (Principal Accounting Officer)
<u>/s/ Stephen Pusey</u> (Stephen Pusey)	Director
<u>/s/ Margaret Smyth</u> (Margaret Smyth)	Director
<u>/s/ John Stratton</u> (John Stratton)	Director
<u>/s/ Maryann Turcke</u> (Maryann Turcke)	Director
<u>/s/ Prat Vemana</u> (Prat Vemana)	Director
<u>/s/ Woody Young</u> (Woody Young)	Director

FRONTIER COMMUNICATIONS PARENT, INC., AND SUBSIDIARIES
Index to Consolidated Financial Statements

<u>Item</u>	<u>Page</u>
<u>Management's Report on Internal Control Over Financial Reporting</u>	F-2
<u>Reports of Independent Registered Public Accounting Firm (KPMG LLP, Stamford, CT, Auditor Firm ID: 185)</u>	F-3
<u>Consolidated Balance Sheets as of December 31, 2023 and 2022</u>	F-6
<u>Consolidated Statements of Income for the year ended December 31, 2023 (Successor), the eight months ended December 31, 2021 (Successor), and the four months ended April 30, 2021 (Predecessor)</u>	F-7
<u>Consolidated Statements of Comprehensive Income for the year ended December 31, 2023 (Successor), the eight months ended December 31, 2021 (Successor), and the four months ended April 30, 2021 (Predecessor)</u>	F-7
<u>Consolidated Statements of Equity (Deficit) (Predecessor)</u>	F-8
<u>Consolidated Statements of Cash Flows</u>	F-9
<u>Notes to Consolidated Financial Statements</u>	F-10

Management's Report On Internal Control Over Financial Reporting

The Board of Directors and Shareholders
Frontier Communications Parent, Inc.:

The management of Frontier Communications Parent, Inc. and subsidiaries is responsible for establishing and maintaining adequate internal control over financial reporting, as such term is defined in Exchange Act Rules 13a-15(f) and 15d-15(f).

Under the supervision and with the participation of our management, we conducted an evaluation of the effectiveness of our internal control over financial reporting based on the framework in Internal Control-Integrated Framework (2013) issued by the Committee of Sponsoring Organizations of the Treadway Commission (COSO). Based on our evaluation, our management concluded that our internal control over financial reporting was effective as of December 31, 2023.

Our independent registered public accounting firm, KPMG LLP, has audited the consolidated financial statements included in this report and, as part of their audit, has issued their report, included herein, on the effectiveness of our internal control over financial reporting.

/s/ Nick Jeffery

Nick Jeffery
President and Chief Executive Officer

/s/ Scott Beasley

Scott Beasley
Executive Vice President, Chief Financial Officer

Dallas, Texas
February 23, 2024

Report of Independent Registered Public Accounting Firm

To the Board of Directors and Shareholders
Frontier Communications Parent, Inc.:

Opinion on the Consolidated Financial Statements

We have audited the accompanying consolidated balance sheets of Frontier Communications Parent, Inc. and subsidiaries (the Company) as of December 31, 2023 and 2022, the related consolidated statements of income, comprehensive income, equity (deficit), and cash flows for each of the years in the two-year period ended December 31, 2023 (Successor), the eight months ended December 31, 2021 (Successor), and the four months ended April 30, 2021 (Predecessor), and the related notes (collectively, the consolidated financial statements). In our opinion, the consolidated financial statements present fairly, in all material respects, the financial position of the Company as of December 31, 2023 and 2022, and the results of its operations and its cash flows for each of the years in the two-year period ended December 31, 2023 (Successor), the eight months ended December 31, 2021 (Successor), and the four months ended April 30, 2021 (Predecessor), in conformity with U.S. generally accepted accounting principles.

We also have audited, in accordance with the standards of the Public Company Accounting Oversight Board (United States) (PCAOB), the Company's internal control over financial reporting as of December 31, 2023, based on criteria established in *Internal Control – Integrated Framework (2013)* issued by the Committee of Sponsoring Organizations of the Treadway Commission, and our report dated February 23, 2024 expressed an unqualified opinion on the effectiveness of the Company's internal control over financial reporting.

New Basis of Accounting

As discussed in Note 1 to the accompanying consolidated financial statements, the Company emerged from bankruptcy on April 30, 2021. Accordingly, the consolidated financial statements have been prepared in conformity with Accounting Standards Codification Subtopic 852-10 (ASC 852), *Reorganizations*, for the Successor as a new entity with assets, liabilities, and a capital structure having carrying amounts not comparable with prior periods as described in Note 1.

Basis for Opinion

These consolidated financial statements are the responsibility of the Company's management. Our responsibility is to express an opinion on these consolidated financial statements based on our audits. We are a public accounting firm registered with the PCAOB and are required to be independent with respect to the Company in accordance with the U.S. federal securities laws and the applicable rules and regulations of the Securities and Exchange Commission and the PCAOB.

We conducted our audits in accordance with the standards of the PCAOB. Those standards require that we plan and perform the audit to obtain reasonable assurance about whether the consolidated financial statements are free of material misstatement, whether due to error or fraud. Our audits included performing procedures to assess the risks of material misstatement of the consolidated financial statements, whether due to error or fraud, and performing procedures that respond to those risks. Such procedures included examining, on a test basis, evidence regarding the amounts and disclosures in the consolidated financial statements. Our audits also included evaluating the accounting principles used and significant estimates made by management, as well as evaluating the overall presentation of the consolidated financial statements. We believe that our audits provide a reasonable basis for our opinion.

Critical Audit Matter

The critical audit matter communicated below is a matter arising from the current period audit of the consolidated financial statements that was communicated or required to be communicated to the audit committee and that: (1) relates to accounts or disclosures that are material to the consolidated financial statements and (2) involved our especially challenging, subjective, or complex judgments. The communication of a critical audit matter does not alter in any way our opinion on the consolidated financial statements, taken as a whole, and we are not, by communicating the critical audit matter below, providing a separate opinion on the critical audit matter or on the accounts or disclosures to which it relates.

Evaluation of Revenue

As discussed in Note 5 to the consolidated financial statements, the Company had \$5.8 billion in revenues for the year ended December 31, 2023 (Successor).

We identified the evaluation of certain revenue streams as a critical audit matter. Obtaining an understanding of processes, systems and databases used in the Company's revenue recognition process involved especially challenging auditor judgment and required specialized knowledge related to IT applications. Specifically, evaluating the processes and the related internal controls for revenue streams associated with data and internet services, voice services and video services, including the number of related IT applications and interfaces, required significant auditor effort.

The following are the primary procedures we performed to address this critical audit matter. We applied auditor judgment to determine the nature and extent of procedures to be performed over data and internet services, voice services and video services revenue. We evaluated the design and tested the operating effectiveness of certain internal controls related to the evaluation of revenue, including general IT controls and IT application controls. We involved IT professionals with specialized skills and knowledge, who assisted in testing certain IT applications that are used by the Company in its revenue recognition process. We evaluated the Company's revenue

recognition policies and practices for the above noted revenue streams by comparing a selection of customer contracts and invoices to the Company's contractual terms and conditions of sale. For certain revenue streams, we assessed the recorded revenue by reconciling total cash received to the revenue recorded. Additionally, we tested the deferred revenue balance related to advanced billings as of December 31, 2023.

/s/ KPMG LLP

We have served as the Company's auditor since 1936.

Stamford, Connecticut
February 23, 2024

Report of Independent Registered Public Accounting Firm

To the Board of Directors and Shareholders
Frontier Communications Parent, Inc.:

Opinion on Internal Control Over Financial Reporting

We have audited Frontier Communications Parent, Inc. and subsidiaries' (the Company) internal control over financial reporting as of December 31, 2023, based on criteria established in *Internal Control – Integrated Framework (2013)* issued by the Committee of Sponsoring Organizations of the Treadway Commission. In our opinion, the Company maintained, in all material respects, effective internal control over financial reporting as of December 31, 2023, based on criteria established in *Internal Control – Integrated Framework (2013)* issued by the Committee of Sponsoring Organizations of the Treadway Commission.

We also have audited, in accordance with the standards of the Public Company Accounting Oversight Board (United States) (PCAOB), the consolidated balance sheets of the Company as of December 31, 2023 and 2022, the related consolidated statements of income, comprehensive income, equity (deficit), and cash flows for each of the years in the two-year period ended December 31, 2023 (Successor), the eight months ended December 31, 2021 (Successor), and the four months ended April 30, 2021 (Predecessor), and the related notes (collectively, the consolidated financial statements), and our report dated February 23, 2024 expressed an unqualified opinion on those consolidated financial statements.

Basis for Opinion

The Company's management is responsible for maintaining effective internal control over financial reporting and for its assessment of the effectiveness of internal control over financial reporting, included in the accompanying Management's Report On Internal Control Over Financial Reporting. Our responsibility is to express an opinion on the Company's internal control over financial reporting based on our audit. We are a public accounting firm registered with the PCAOB and are required to be independent with respect to the Company in accordance with the U.S. federal securities laws and the applicable rules and regulations of the Securities and Exchange Commission and the PCAOB.

We conducted our audit in accordance with the standards of the PCAOB. Those standards require that we plan and perform the audit to obtain reasonable assurance about whether effective internal control over financial reporting was maintained in all material respects. Our audit of internal control over financial reporting included obtaining an understanding of internal control over financial reporting, assessing the risk that a material weakness exists, and testing and evaluating the design and operating effectiveness of internal control based on the assessed risk. Our audit also included performing such other procedures as we considered necessary in the circumstances. We believe that our audit provides a reasonable basis for our opinion.

Definition and Limitations of Internal Control Over Financial Reporting

A company's internal control over financial reporting is a process designed to provide reasonable assurance regarding the reliability of financial reporting and the preparation of financial statements for external purposes in accordance with generally accepted accounting principles. A company's internal control over financial reporting includes those policies and procedures that (1) pertain to the maintenance of records that, in reasonable detail, accurately and fairly reflect the transactions and dispositions of the assets of the company; (2) provide reasonable assurance that transactions are recorded as necessary to permit preparation of financial statements in accordance with generally accepted accounting principles, and that receipts and expenditures of the company are being made only in accordance with authorizations of management and directors of the company; and (3) provide reasonable assurance regarding prevention or timely detection of unauthorized acquisition, use, or disposition of the company's assets that could have a material effect on the financial statements.

Because of its inherent limitations, internal control over financial reporting may not prevent or detect misstatements. Also, projections of any evaluation of effectiveness to future periods are subject to the risk that controls may become inadequate because of changes in conditions, or that the degree of compliance with the policies or procedures may deteriorate.

/s/ KPMG LLP

Stamford, Connecticut
February 23, 2024

FRONTIER COMMUNICATIONS PARENT, INC., AND SUBSIDIARIES
CONSOLIDATED BALANCE SHEETS
AS OF DECEMBER 31, 2023 AND 2022
(\$ in millions and shares in thousands, except for per-share amounts)

	2023	2022
ASSETS		
Current assets:		
Cash and cash equivalents	\$ 1,125	\$ 322
Short-term investments	1,075	1,750
Accounts receivable, less allowances of \$53 and \$47, respectively	446	438
Prepaid expenses	67	57
Income taxes and other current assets	68	30
Total current assets	<u>2,781</u>	<u>2,597</u>
Property, plant and equipment, net	13,933	11,850
Intangibles, net	3,585	3,906
Other assets	394	271
Total assets	<u>\$ 20,693</u>	<u>\$ 18,624</u>
LIABILITIES AND EQUITY		
Current liabilities:		
Long-term debt due within one year	\$ 15	\$ 15
Accounts payable and accrued liabilities	1,103	1,410
Advanced billings	182	194
Accrued other taxes	118	137
Accrued interest	126	104
Pension and other postretirement benefits	38	39
Other current liabilities	693	396
Total current liabilities	<u>2,275</u>	<u>2,295</u>
Deferred income taxes	643	558
Pension and other postretirement benefits	697	1,044
Other liabilities	553	483
Long-term debt	11,246	9,110
Total liabilities	<u>15,414</u>	<u>13,490</u>
Equity:		
Common stock, \$0.01 par value per share (1,750,000 authorized shares, 245,813 and 245,021 issued and outstanding at December 31, 2023 and 2022, respectively)	2	2
Additional paid-in capital	4,297	4,198
Retained earnings	884	855
Accumulated other comprehensive income, net of tax	96	79
Total equity	<u>5,279</u>	<u>5,134</u>
Total liabilities and equity	<u>\$ 20,693</u>	<u>\$ 18,624</u>

The accompanying Notes are an integral part of these Consolidated Financial Statements.

FRONTIER COMMUNICATIONS PARENT, INC., AND SUBSIDIARIES
CONSOLIDATED STATEMENTS OF INCOME
FOR THE PERIODS ENDED DECEMBER 31, 2023, 2022, AND 2021
(\$ in millions and shares in thousands, except for per-share amounts)

	Successor			Predecessor
	For the year ended December 31, 2023	For the year ended December 31, 2022	For the eight months ended December 31, 2021	For the four months ended April 30, 2021
Revenue	\$ 5,751	\$ 5,787	\$ 4,180	\$ 2,231
Operating expenses:				
Cost of service	2,125	2,169	1,532	830
Selling, general, and administrative expenses	1,646	1,745	1,131	537
Depreciation and amortization	1,415	1,182	734	506
Restructuring costs and other charges	73	99	21	7
Total operating expenses	5,259	5,195	3,418	1,880
Operating income	492	592	762	351
Investment and other income (loss), net (See Note 12)	278	554	(5)	1
Pension settlement costs	-	(55)	-	-
Reorganization items, net	-	-	-	4,171
Interest expense (See Note 9)	(653)	(492)	(257)	(118)
Income before income taxes	117	599	500	4,405
Income tax expense (benefit)	88	158	86	(136)
Net Income	\$ 29	\$ 441	\$ 414	\$ 4,541
Basic net earnings per share attributable to Frontier common shareholders	\$ 0.12	\$ 1.80	\$ 1.69	\$ 43.42
Diluted net earnings per share attributable to Frontier common shareholders	\$ 0.12	\$ 1.80	\$ 1.68	\$ 43.28
Total weighted average shares outstanding – basic	245,517	244,781	244,405	104,584
Total weighted average shares outstanding – diluted	248,459	245,280	245,885	104,924

CONSOLIDATED STATEMENTS OF COMPREHENSIVE INCOME
FOR THE PERIODS ENDED DECEMBER 31, 2023, 2022, AND 2021
(\$ in millions)

	Successor			Predecessor
	For the year ended December 31, 2023	For the year ended December 31, 2022	For the eight months ended December 31, 2021	For the four months ended April 30, 2021
Net income	\$ 29	\$ 441	\$ 414	\$ 4,541
Other comprehensive income, net of tax	17	19	60	359
Comprehensive income	\$ 46	\$ 460	\$ 474	\$ 4,900

The accompanying Notes are an integral part of these Consolidated Financial Statements.

FRONTIER COMMUNICATIONS PARENT, INC., AND SUBSIDIARIES
CONSOLIDATED STATEMENTS OF EQUITY (DEFICIT)
FOR THE PERIODS ENDED DECEMBER 31, 2023, 2022, AND 2021
(\$ in millions and shares in thousands)

	Common Stock		Additional Paid-In Capital	Retained Earnings (Deficit)	Accumulated Other Comprehensive Income (Loss)	Treasury Common Stock		Total Equity (Deficit)
	Shares	Amount				Shares	Amount	
Balance at								
December 31, 2020 (Predecessor)	106,025	\$ 27	\$ 4,817	\$ (8,975)	\$ (755)	(1,232)	\$ (14)	\$ (4,900)
Stock plans, net	-	-	1	-	-	(122)	(1)	-
Net income	-	-	-	4,541	-	-	-	4,541
Other comprehensive								
income, net of tax	-	-	-	-	359	-	-	359
Cancellation of Predecessor equity	(106,025)	(27)	(4,818)	4,434	396	1,354	15	-
Issuance of Successor common stock	244,401	2	4,106	-	-	-	-	4,108
Balance at April 30, 2021 (Predecessor)	244,401	\$ 2	\$ 4,106	\$ -	\$ -	-	\$ -	\$ 4,108
Balance at April 30, 2021 (Successor)	244,401	\$ 2	\$ 4,106	\$ -	\$ -	-	\$ -	\$ 4,108
Stock plans, net	15	-	18	-	-	-	-	18
Net income	-	-	-	414	-	-	-	414
Other comprehensive								
income, net of tax	-	-	-	-	60	-	-	60
Balance at December 31, 2021 (Successor)	244,416	\$ 2	\$ 4,124	\$ 414	\$ 60	-	\$ -	\$ 4,600
Stock plans, net	605	-	74	-	-	-	-	74
Net income	-	-	-	441	-	-	-	441
Other comprehensive								
income, net of tax	-	-	-	-	19	-	-	19
Balance at December 31, 2022 (Successor)	245,021	\$ 2	\$ 4,198	\$ 855	\$ 79	-	\$ -	\$ 5,134
Stock plans, net	792	-	99	-	-	-	-	99
Net income	-	-	-	29	-	-	-	29
Other comprehensive								
income, net of tax	-	-	-	-	17	-	-	17
Balance at December 31, 2023 (Successor)	245,813	\$ 2	\$ 4,297	\$ 884	\$ 96	-	\$ -	\$ 5,279

The accompanying Notes are an integral part of these Consolidated Financial Statements.

FRONTIER COMMUNICATIONS PARENT, INC., AND SUBSIDIARIES
CONSOLIDATED STATEMENTS OF CASH FLOWS
FOR THE PERIODS ENDED DECEMBER 31, 2023, 2022, AND 2021
(\$ in millions)

	Successor			Predecessor
	For the year ended December 31, 2023	For the year ended December 31, 2022	For the eight months ended December 31, 2021	For the four months ended April 30, 2021
Cash flows provided from (used by) operating activities:				
Net income	\$ 29	\$ 441	\$ 414	\$ 4,541
Adjustments to reconcile net loss to net cash provided from (used by) operating activities:				
Depreciation and amortization	1,415	1,182	734	506
Pension settlement costs	-	55	-	-
Stock-based compensation expense	108	82	18	(1)
Non-cash reorganization items	-	-	-	(5,467)
Amortization of (premium) discount	(25)	(28)	(18)	1
Lease Impairment	-	44	-	-
Bad debt expense	35	26	14	-
Other adjustments	12	-	-	-
Deferred income taxes	78	164	81	(148)
Change in accounts receivable	(43)	(7)	45	36
Change in long-term pension and other post-retirement liabilities	(325)	(656)	21	(12)
Change in accounts payable and other liabilities	55	51	94	(156)
Change in prepaid expenses, income taxes, and other assets	5	47	48	46
Net cash provided from (used by) operating activities	1,344	1,401	1,451	(654)
Cash flows provided from (used by) investing activities:				
Capital expenditures	(3,211)	(2,738)	(1,205)	(500)
Purchase of short-term investments	(2,275)	(4,350)	-	-
Sale of short-term investments	2,950	2,600	-	-
Purchase of long-term investments	(62)	-	-	-
Proceeds on sale of assets	36	13	7	9
Other	6	7	5	1
Net cash used by investing activities	(2,556)	(4,468)	(1,193)	(490)
Cash flows provided from (used by) financing activities:				
Long-term debt principal payments	(68)	(14)	(17)	(1)
Net proceeds from long-term debt borrowings	2,278	1,200	1,000	225
Payments of vendor financing	(5)	-	-	-
Premium paid to retire debt	(10)	-	-	-
Financing costs paid	(62)	(17)	(13)	(4)
Finance lease obligation payments	(25)	(19)	(13)	(7)
Proceeds from financing lease transactions	30	70	23	-
Taxes paid on behalf of employees for shares withheld	(9)	(8)	-	-
Other	-	(1)	-	(16)
Net cash provided from financing activities	2,129	1,211	980	197
Increase (Decrease) in cash, cash equivalents, and restricted cash	917	(1,856)	1,238	(947)
Cash, cash equivalents and restricted cash at the beginning of the period	322	2,178	940	1,887
Cash, cash equivalents, and restricted cash at the end of the period	<u>\$ 1,239</u>	<u>\$ 322</u>	<u>\$ 2,178</u>	<u>\$ 940</u>
Supplemental cash flow information:				
Cash paid during the period for:				
Interest	\$ 711	\$ 512	\$ 281	\$ 84
Income tax payments, net	\$ -	\$ 8	\$ 28	\$ 9
Reorganization items, net	\$ -	\$ -	\$ -	\$ 1,397
Non-cash investing activities:				
Increase (Decrease) in capital expenditures due to changes in accounts payable and accrued liabilities	\$ (326)	\$ 797	\$ (26)	\$ (5)
Increase in capital expenditures due to changes in vendor financing	\$ 255	\$ -	\$ -	\$ -

The accompanying Notes are an integral part of these Consolidated Financial Statements.

FRONTIER COMMUNICATIONS PARENT, INC., AND SUBSIDIARIES
Notes to Consolidated Financial Statements

(1) Description of Business and Summary of Significant Accounting Policies:

(a) Description of Business:

Frontier Communications Parent, Inc. is a provider of communications services in the United States, with approximately 2.9 million broadband subscribers and approximately 13,300 employees, operating in 25 states. We were incorporated in 1935, originally under the name of Citizens Utilities Company and was known as Citizens Communications Company until July 31, 2008. Frontier and its subsidiaries are referred to as “we,” “us,” “our,” “Frontier,” or the “Company” in this report.

(b) Basis of Presentation and Use of Estimates:

Our consolidated financial statements have been prepared in accordance with accounting principles generally accepted in the United States of America (GAAP). Certain reclassifications of amounts previously reported have been made to conform to the current presentation. The consolidated financial statements include the accounts of Frontier Communications Parent, Inc., all consolidated subsidiaries and variable interest entities of which the Company is the primary beneficiary. All significant intercompany balances and transactions have been eliminated in consolidation.

In 2021, we recategorized our previous operating expenses categories (“Network access expenses” and “Network related expense”) into one expense line: “Cost of service”. All historical periods presented have been updated to conform to the new categorization. In addition, certain reclassifications of prior period balances have been made to conform to the current period presentation. For our financial statements as of and for the period ended December 31, 2023, we evaluated subsequent events and transactions for potential recognition or disclosure through the date that we filed this Form 10-K with the Securities and Exchange Commission (SEC).

The preparation of our financial statements in conformity with GAAP requires management to make estimates and assumptions that affect (i) the reported amounts of assets and liabilities at the date of the financial statements, (ii) the disclosure of contingent assets and liabilities, and (iii) the reported amounts of revenue and expenses during the reporting period. Actual results may differ from those estimates. Estimates and judgments are used when accounting for the application of fresh start accounting, allowance for credit losses, asset impairments, indefinite-lived intangibles, depreciation and amortization, income taxes, and pension and other postretirement benefits, among others. For information about our use of estimates as a result of fresh start accounting, see Note 4.

Chapter 11 Bankruptcy Emergence

On April 14, 2020 (the “Petition Date”), Frontier Communications Corporation, a Delaware corporation (“Old Frontier”), and its subsidiaries (collectively with Old Frontier, the “Debtors”), commenced cases under chapter 11 (the “Chapter 11 Cases”) of title 11 of the United States Code (the “Bankruptcy Code”) in the U.S. Bankruptcy Court for the Southern District of New York (the “Bankruptcy Court”). On August 27, 2020, the Bankruptcy Court confirmed the Fifth Amended Joint Plan of Reorganization of Frontier Communications Corporation and its Debtor Affiliates Pursuant to Chapter 11 of the Bankruptcy Code (the “Plan” or the “Plan of Reorganization”), which was filed with the Bankruptcy Court on August 21, 2020, and on April 30, 2021 (the “Effective Date”), the Debtors satisfied the conditions precedent to consummation of the Plan as set forth in the Plan, and the Debtors emerged from the Chapter 11 Cases without any need for further action or order of the Bankruptcy Court. See Note 3 for additional information related to our emergence from Chapter 11 Cases.

Fresh Start Accounting

Upon emergence from bankruptcy, we adopted fresh start accounting in accordance with Accounting Standards Codification (ASC) Topic 852 – Reorganizations (ASC 852) and became a new entity for financial reporting purposes. As a result, the consolidated financial statements after the Effective Date are not comparable with the consolidated financial statements on or before that date as indicated by the “black line” division in the financial statements and footnote tables, which emphasizes the lack of comparability between amounts presented. References to “Successor” relate to our financial position and results of operations after the Effective Date. References to “Predecessor” refer to the financial position and results of operations of Old Frontier and its subsidiaries on or before the Effective Date. See Note 4 for additional information related to fresh start accounting.

During the Predecessor period, ASC 852 was applied in preparing the consolidated financial statements. ASC 852 requires the financial statements, for periods subsequent to the commencement of the Chapter 11 Cases, to distinguish transactions and events that are directly associated with the reorganization from the ongoing operations of the business. ASC 852 requires certain additional reporting for financial statements prepared between the bankruptcy filing date and the date of emergence from bankruptcy, including: (i) Reclassification of pre-petition liabilities that are unsecured, under-secured or where it cannot be determined that the liabilities are fully secured, to a separate line item on the consolidated balance sheet called, “Liabilities subject to compromise”; and (ii) Segregation of “Reorganization items, net” as a separate line on the consolidated statements of comprehensive loss, included within income from continuing operations.

FRONTIER COMMUNICATIONS PARENT, INC., AND SUBSIDIARIES
Notes to Consolidated Financial Statements

Upon application of fresh start accounting, we allocated the reorganization value to our individual assets and liabilities, except for deferred income taxes, based on their estimated fair values in conformity with ASC Topic 805, Business Combinations. The amount of deferred taxes was determined in accordance with ASC Topic 740, Income Taxes. The Effective Date fair values of our assets and liabilities differed materially from their recorded values as reflected on the historical balance sheets, see Note 4.

(c) Changes in Accounting Policies:

The accounting policy differences between Predecessor and Successor include:

Universal Service Fund and Other Surcharges - We collect various taxes, Universal Service Fund (USF) surcharges (primarily federal USF), and certain other taxes, from its customers and subsequently remit them to governmental authorities. The Predecessor recorded USF and other taxes on a gross basis on the consolidated statement of income, included within "Revenue" and "Cost of service expense". After emergence, the Successor records these USF and other taxes on a net basis.

Provision for Bad Debt - The Predecessor reported the provision for bad debt as a reduction of revenue. After emergence, the Successor reports bad debt expense as an operating expense included in "Selling, general, and administrative expenses".

Contract Acquisition Costs - During the Predecessor period, certain commissions to obtain new customers were deferred and amortized over four years, which represented the estimated customer contract period. As a result of fresh start accounting, that assumption was reevaluated and the period of benefit for our retail customers was determined to be less than one year. As such, these costs are now expensed as incurred.

Actuarial Losses on Defined Benefit Plans - Historically, actuarial gains (losses) were recognized as they occurred and included in "Accumulated other comprehensive income (loss)" and were subject to amortization over the estimated average remaining service period of participants. As part of fresh start accounting, we have made an accounting policy election to recognize these gains and losses immediately in the period they occur as Investment and other income (loss) on the consolidated statement of income.

Government Grants Revenue - Certain governmental grants that were historically presented on a net basis as part of capital expenditures, are now presented on a gross basis and included in "Revenue" on the consolidated statement of income.

Administrative Expenses - Historically, the Predecessor capitalized certain administrative expenses, that following emergence, are expensed during the period incurred and included in "Selling, general, and administrative expense" on the consolidated statement of income.

(d) Going Concern:

In accordance with the requirements of Accounting Standards Update ("ASU") 2014-15, "Presentation of Financial Statements Going Concern (ASU 2014-15)", and ASC 205, "Presentation of Financial Statements", we have the responsibility to evaluate at each reporting period, including interim periods, whether conditions and/or events raise substantial doubt about the Company's ability to meet its future financial obligations. In its evaluation for this report, management considered our current financial condition and liquidity sources, including current funds available, forecasted future cash flows and our conditional and unconditional obligations due within one year following the date of issuance of this Annual Report on Form 10-K.

Accordingly, the accompanying consolidated financial statements have been prepared assuming that we will continue as a going concern and contemplate the realization of assets and the satisfaction of liabilities in the normal course business.

(e) Cash Equivalents and Restricted Cash:

We consider all liquid investments with an original maturity of three months or less to be cash equivalents. Restricted cash amounts represent cash collateral required for certain Letter of Credit obligations and utility vendors and collateral for debt arrangements.

At December 31, 2023, the Company had \$114 million in restricted cash. Pursuant to the terms of the Company's securitized financing facility and secured fiber network revenue term notes, as described in Note 9, restricted cash is held in securitization escrow accounts. As of December 31, 2023, approximately \$42 million is current restricted cash held for the purpose of paying interest and certain fees. In addition, as of December 31, 2023, approximately \$72 million

FRONTIER COMMUNICATIONS PARENT, INC., AND SUBSIDIARIES
Notes to Consolidated Financial Statements

is noncurrent restricted cash held for the purpose of satisfying the required liquidity reserve amount. We did not have any restricted cash as of December 31, 2022.

(f) Short-Term Investments:

Given the long-term nature of our fiber build, we have invested cash into short-term investments to improve interest income while preserving funding flexibility.

As of December 31, 2023, short-term investments of \$1,075 million are comprised of term deposits earning interest in excess of traditional bank deposit rates, maturing between January 4, 2024, and May 2, 2024, and placed with banks with A-1/P-1 or equivalent credit quality. These short-term investments are in scope of ASC 320, Investments - Debt Securities. The short-term investments' original maturity is greater than 90 days but less than one year, and they are classified as held to maturity, recorded as current assets, and are accounted for at amortized cost.

Other Investments

In connection with the closing of the securitization transaction, approximately \$63 million in the form of U.S. Treasuries was deposited in an escrow account established with a trustee, for the purpose of paying interest and principal on \$47 million in remaining debt of our subsidiary Frontier Southwest Incorporated. This balance is included in "Other assets" on our consolidated balance sheets and is restricted. See Note 9 for further details.

(g) Revenue Recognition:

Revenue for data and Internet services, voice services, video services and switched and non-switched access services is recognized as services are provided to customers. Services that are billed in advance include monthly recurring network access services (including data services), special access services, and monthly recurring voice, video, and related charges. Revenue is recognized by measuring progress toward the complete satisfaction of our performance obligations. The unearned portion of these fees is deferred as a component of "Advanced billings" on our consolidated balance sheet and recognized as revenue over the period that the services are provided. Services that are billed in arrears include non-recurring network access services (including data services), switched access services, and non-recurring voice and video services. The earned but unbilled portion of these fees is recognized as revenue in our consolidated statements of income and accrued in "Accounts receivable" on our consolidated balance sheet in the period that services are provided. Excise taxes are recognized as a liability when billed.

Satisfaction of Performance Obligations

We satisfy our obligations to customers by transferring goods and services in exchange for consideration received from the customer. The timing of our satisfaction of the performance obligation may differ from the timing of the customer's payment.

Bundled Service and Allocation of Discounts

When customers purchase more than one service, revenue for each is determined by allocating the total transaction price based upon the relative stand-alone selling price of each service. We frequently offer service discounts as an incentive to customers, which reduce the total transaction price. Any incentives which are considered cash equivalents (e.g. gift cards) that are granted will similarly result in a reduction of the total transaction price. Cash equivalent incentives are accounted for on a portfolio basis and are recognized in the month they are awarded to customers.

Customer Incentives

In the process of acquiring and/or retaining customers, we may issue a variety of incentives aside from service discounts or cash equivalent incentives. Those incentives that have stand-alone value (e.g. gift cards not considered cash equivalents or free goods/services) are considered separate performance obligations. While these incentives are free to the customer, a portion of the consideration received from the customer is ascribed to them based upon their relative stand-alone selling price. These types of incentives are accounted for on a portfolio basis with both revenue and expense recognized in the month they are awarded to the customer. The earned revenue associated with these incentives is reflected in "Other" revenue while the associated costs are reflected in "Cost of Services".

Upfront Fees

All non-refundable upfront fees assessed to our customers provide them with a material right to renew; therefore, they are deferred by creating a contract liability and amortized into "Data and Internet service revenue" for fees charged to our wholesale customers and "Other revenue" for fees charged to all other customers over the average customer life using a portfolio approach.

Customer Acquisition Costs

Sales commission expenses are recognized as incurred. According to ASC 606, incremental costs in obtaining a contract with a customer are deferred and recorded as a contract asset if the period of benefit is expected to be greater

FRONTIER COMMUNICATIONS PARENT, INC., AND SUBSIDIARIES
Notes to Consolidated Financial Statements

than one year. For our retail customers, this period of benefit has been determined to be less than one year. As such, we applied the practical expedient that allows such costs to be expensed as incurred.

Taxes, Surcharges and Subsidies

We collect various taxes, Universal Service Funds (USF) surcharges (primarily federal USF), and certain other surcharges from our customers and subsequently remits these taxes to governmental authorities. During the predecessor period, USF and other surcharges amounted to \$83 million during the four months ended April 30, 2021.

In June 2015, we accepted the FCC offer of support to price cap carriers under the Connect America Fund ("CAF") Phase II program, which was intended to provide long-term support for broadband build commitments in high cost unserved or underserved areas. We recognized the FCC's CAF Phase II subsidies into revenue on a straight-line basis over the seven-year funding term which ended on December 31, 2021. The FCC is reviewing carriers' CAF II program completion data, and if the FCC determines that we did not satisfy certain applicable CAF Phase II requirements, we could be required to return a portion of the funds previously received and may be subject to certain other penalties, requirements and obligations. We have accrued an amount for any potential shortfall in the household build commitment that we deem to be probable and reasonably estimated, and we do not expect that any potential penalties, if ultimately incurred, will be material.

In May 2022, we accepted the FCC offer under the Rural Digital Opportunity Fund ("RDOF") Phase I program, which provides funding over a ten-year period to support the construction of broadband networks in rural communities across the country. We accepted \$37 million in annual support through 2032 in return for our commitment to make broadband available to households within the RDOF eligible areas. We will recognize the FCC's RDOF Phase I subsidies into revenue on a straight-line basis over the ten-year funding term which will end March 31, 2032. We are required to complete the RDOF deployment by December 31, 2028. Thereafter, the FCC will review carriers' RDOF program completion data, and if the FCC determines that we did not satisfy applicable FCC RDOF requirements, we could be required to return a portion of the funds previously received and may be subject to certain other penalties, requirements and obligations. We accrue for any potential shortfall in the household build commitment that we deem to be probable and reasonably estimated.

(h) Property, Plant and Equipment:

Property, plant, and equipment are stated at original cost, including capitalized interest, or fair market value as of the date of acquisition for acquired properties. Maintenance and repairs are charged to operating expenses as incurred. The gross book value of routine property, plant and equipment retirements is charged against accumulated depreciation.

(i) Definite and Indefinite Lived Intangible Assets:

Intangible assets are initially recorded at estimated fair value. Old Frontier historically amortized its acquired customer lists and certain other finite-lived intangible assets over their estimated useful lives on an accelerated basis. Upon emergence from bankruptcy, customer relationship intangibles were established for business and wholesale customers. These intangibles are amortized on a straight-line basis over their assigned useful lives of between 11 and 16 years. Additionally, trademark and tradename assets established upon emergence are amortized on a straight-line basis over 5 years. We review such intangible assets annually, or more often if indicators of impairment arise, to determine whether there is evidence that indicates an impairment condition may exist that would necessitate a change in useful life and a different amortization period.

(j) Impairment of Long-Lived Assets and Long-Lived Assets to Be Disposed Of:

We review long-lived assets to be held and used, including customer lists and property, plant and equipment, and long-lived assets to be disposed of for impairment whenever events or changes in circumstances indicate that the carrying amount of such assets may not be recoverable. Recoverability of assets to be held and used is measured by comparing the carrying amount of the asset to the future undiscounted net cash flows expected to be generated by the asset. Recoverability of assets held for sale is measured by comparing the carrying amount of the assets to their estimated fair market value. If any assets are considered to be impaired, the impairment is measured by the amount by which the carrying amount of the assets exceeds the estimated fair value. Also, we periodically reassess the useful lives of our long-lived assets to determine whether any changes are required.

(k) Lease Accounting:

We determine if an arrangement contains a lease at inception. Right-of-use (ROU) assets represent our right to use an underlying asset for the lease term and lease liabilities represent our obligation to make lease payments arising from the lease. Operating and Finance lease ROU assets and liabilities are recognized at commencement date based on the present value of lease payments over the lease term. As most of our leases do not provide an implicit rate, we use our incremental borrowing rate based on the information available at commencement date in determining the present value of lease payments. The operating and finance lease ROU asset also includes any lease payments made and excludes lease incentives. Our lease terms used in accounting for leases may reflect options to extend or terminate the lease when it is reasonably certain that we will exercise that option. Lease expense for operating leases is recognized on a straight-line

FRONTIER COMMUNICATIONS PARENT, INC., AND SUBSIDIARIES
Notes to Consolidated Financial Statements

basis over the lease term. ROU assets for operating leases are recorded to "Other Assets", and the related liabilities recorded to "Other current liabilities", and "Other liabilities" on our consolidated balance sheets. Assets subject to finance leases are included in "Property, Plant & Equipment", with corresponding liabilities recorded to "Other current liabilities", and "Other liabilities" on our consolidated balance sheets.

We assess potential impairments to our leases annually, or as indicators exist, if indicators of impairment arise to determine whether there is evidence that indicate an impairment condition may exist. We continue to review our real estate portfolio and, during the first quarter of 2022, determined to either terminate or market for sublease certain facilities leases, which triggered an impairment of \$44 million for our finance and operating lease assets recorded as restructuring charges and other costs. See Note 11 for further details.

(l) Income Taxes and Deferred Income Taxes:

We file a consolidated federal income tax return. We utilize the asset and liability method of accounting for income taxes. Under the asset and liability method, deferred income taxes are recorded for the tax effect of temporary differences between the financial statement basis and the tax basis of assets and liabilities using tax rates expected to be in effect when the temporary differences are expected to reverse.

We recognize deferred tax assets to the extent that we believe that these assets are more likely than not to be realized. In making such a determination, we consider all available positive and negative evidence, including future reversals of existing taxable temporary differences, tax-planning strategies, and results of recent operations. If we determine that we are not able to realize a portion of our net deferred tax assets in the future, we would make an adjustment to the deferred tax asset valuation allowance, which would increase the provision for income taxes.

The tax effect of a change in tax law or rates included in income tax expense from continuing operations includes effect of changes in deferred tax assets and liabilities initially recognized through a charge or credit to other comprehensive income (loss). The residual tax effects typically are released when the item giving rise to the tax effect is disposed of, liquidated, or terminated.

(m) Stock Plans:

We have one stock-based compensation plan under which grants are made and awards remain outstanding. Awards under this plan may be made to employees, directors or consultants of the Company or its affiliates, as determined by the Compensation and Human Capital Committee of the Board. Awards may be made in the form of restricted stock, restricted stock units, incentive stock options, non-qualified stock options, stock appreciation rights or other stock-based awards, including awards with performance, market, and time-vesting conditions.

The compensation cost recognized is based on awards ultimately expected to vest. GAAP requires forfeitures to be estimated and revised, if necessary, in subsequent periods if actual forfeitures differ from those estimates.

(2) Recent Accounting Pronouncements:

Financial Accounting Standards Adopted During 2023

During the year ended December 31, 2023, we adopted, the Financial Accounting Standards Board's (FASB) Accounting Standards Update (ASU) No. 2022-04, "Liabilities – Supplier Finance Programs (Subtopic 405-50): Disclosure of Supplier Finance Program Obligations" (ASU 2022-04), which establishes interim and annual reporting disclosure requirements about a company's supplier finance programs for its purchase of goods and services. In the year of adoption, the disclosure of payment and other key terms under the programs and outstanding balances under the obligations also applies to interim reporting dates. As of December 31, 2023, we had \$263 million of vendor financing liabilities included in "Other current liabilities" on our consolidated balance sheets. Refer to Note 21 for further details.

Financial Accounting Standards Not Yet Adopted

ASU No. 2023-09 – Income Taxes (Topic 740): Improvements to Income Tax Disclosures. The amendments in this Update require that public business entities on an annual basis (1) disclose specific categories in the rate reconciliation and (2) provide additional information for reconciling items that meet a quantitative threshold (if the effect of those reconciling items is equal to or greater than 5 percent of the amount computed by multiplying pretax income [or loss] by the applicable statutory income tax rate). For public business entities, the amendments in this Update are effective for annual periods beginning after December 15, 2024.

ASU No. 2023-07 – Segment Reporting (Topic 280): Improvements to reportable segment disclosures. The amendments in this update improve financial reporting by requiring disclosure of incremental segment information on an annual and

FRONTIER COMMUNICATIONS PARENT, INC., AND SUBSIDIARIES
Notes to Consolidated Financial Statements

interim basis for all public entities to enable investors to develop more decision-useful financial analyses. Currently, Topic 280 requires that a public entity disclose certain information about its reportable segments. For example, a public entity is required to report a measure of segment profit or loss that the CODM uses to assess segment performance and make decisions about allocating resources. Topic 280 also requires other specified segment items and amounts, such as depreciation, amortization, and depletion expense, to be disclosed under certain circumstances. The amendments in this update do not change or remove those disclosure requirements. The amendments in this update also do not change how a public entity identifies its operating segments, aggregates those operating segments, or applies the quantitative thresholds to determine its reportable segments. The amendments in this update are effective for fiscal years beginning after December 15, 2023, and interim periods within fiscal years beginning after December 15, 2024. Early adoption is permitted.

(3) Emergence from the Chapter 11 Cases:

On April 14, 2020, the Debtors commenced the Chapter 11 Cases in Bankruptcy Court. The Chapter 11 Cases were jointly administered under the caption In re Frontier Communications Corporation., et al., Case No. 20-22476 (RDD).

On August 27, 2020, the Bankruptcy Court entered the Order Confirming the Plan (the "Confirmation Order").

On the Effective Date, the Debtors satisfied all conditions precedent required for consummation of the Plan as set forth in the Plan, the Plan became effective in accordance with its terms and the Debtors emerged from the Chapter 11 Cases without any need for further action or order of the Bankruptcy Court.

On the Effective Date, pursuant to the terms of the Plan (i) Old Frontier completed a series of transactions pursuant to which it transferred all of its assets in a taxable sale to an indirectly wholly owned subsidiary of Frontier Communications Parent, Inc., a Delaware corporation ("Frontier" or the "Company"), prior to winding down its business, (ii) all of the obligations under Old Frontier's unsecured senior note indentures were cancelled, and (iii) in connection with emergence, we issued 244,401,000 shares of common stock that were transferred to holders of the allowed senior notes claims (as defined by the Plan) and the Restructuring Support Agreement was automatically terminated. For a description of our DIP financing and exit financing upon Emergence, see Note 9 Long-Term Debt.

Reorganization items incurred as a result of the Chapter 11 Cases presented separately in the accompanying consolidated statements of operations were as follows:

Reorganization Items and Liabilities Subject to Compromise

Effective on April 14, 2020, we began to apply the provisions of ASC 852, Reorganizations (ASC 852), which is applicable to companies under bankruptcy protection, and requires amendments to the presentation of certain financial statement line items. ASC 852 requires that the financial statements for periods including and after the filing of the Chapter 11 Cases distinguish transactions and events that are directly associated with the Restructuring from the ongoing operations of the business. Expenses (including professional fees), realized gains and losses, and provisions for losses that can be directly associated with the Restructuring must be reported separately as reorganization items, net in the consolidated statements of operations beginning April 14, 2020, the date of filing of the Chapter 11 Cases. Liabilities that may be affected by the Plan must be reported at the amounts expected to be allowed by the Bankruptcy Court, even if they may be settled for lesser amounts as a result of the Plan or negotiations with creditors. The amounts currently classified as liabilities subject to compromise may be subject to future adjustments depending on Bankruptcy Court actions, further developments with respect to disputed claims, determinations of secured status of certain claims, the values of any collateral securing such claims, or other events. Any resulting changes in classification will be reflected in subsequent financial statements. If there is uncertainty about whether a secured claim is undersecured, or will be impaired under the Plan, the entire amount of the claim is included with prepetition claims in Liabilities subject to compromise.

As a result of the filing of the Chapter 11 Cases on April 14, 2020, the classification of pre-petition indebtedness is generally subject to compromise pursuant to the Plan. Generally, actions to enforce or otherwise effect payment of pre-bankruptcy filing liabilities are stayed. Although payment of pre-petition claims generally is not permitted, the Bankruptcy Court granted the Company Parties authority to pay certain pre-petition claims in designated categories and subject to certain terms and conditions. This relief generally was designed to preserve the value of the Company Parties' businesses and assets. Among other things, the Bankruptcy Court authorized the Company Parties' to pay certain pre-petition claims relating to employee wages and benefits, taxes, and critical vendors. The Company Parties are paying and intend to pay undisputed post-petition liabilities in the ordinary course of business. In addition, the Company Parties may reject certain pre-petition executory contracts and unexpired leases with respect to their operations with the approval of the Bankruptcy Court. Any damages resulting from the rejection of executory contracts and unexpired leases are treated as general unsecured claims.

FRONTIER COMMUNICATIONS PARENT, INC., AND SUBSIDIARIES
Notes to Consolidated Financial Statements

On the Effective Date, the Debtors satisfied all conditions precedent required for consummation of the Plan as set forth in the Plan, the Plan became effective in accordance with its terms and the Debtors emerged from the Chapter 11 Cases without any need for further action or order of the Bankruptcy Court.

On the Effective Date, pursuant to the terms of the Plan, all of the obligations under Old Frontier's unsecured senior note indentures were cancelled, and in connection with emergence, we issued 244,401,000 shares of common stock that were transferred to holders of the allowed senior notes claims (as defined by the Plan) and the Restructuring Support Agreement was automatically terminated.

The accompanying consolidated balance sheet as of December 31, 2021 includes amounts classified as Liabilities subject to compromise, which represent liabilities we anticipate will be allowed as claims in the Chapter 11 Cases. These amounts represent our current estimate of known or potential obligations to be resolved in connection with the Chapter 11 Cases and may differ from actual future settlement amounts paid. Differences between liabilities estimated and claims filed, or to be filed, will be investigated, and resolved in connection with the claims resolution process.

Liabilities subject to compromise consisted of the following:

<i>(\$ in millions)</i>	As of December 31, 2020
Accounts payable	\$ 57
Other current liabilities	62
Accounts payable, and other current liabilities	119
Debt subject to compromise	10,949
Accrued interest on debt subject to compromise	497
Long-term debt and accrued interest	11,446
Liabilities subject to compromise	<u>\$ 11,565</u>

Reorganization items incurred as a result of the Chapter 11 Cases presented separately in the accompanying consolidated statements of operations were as follows:

<i>(\$ in millions)</i>	Predecessor	
	For the four months ended April 30, 2021	For the year ended December 31, 2020
Write-off of debt issuance costs and original issue net discount on debt subject to compromise	\$ -	\$ (93)
Gain on settlement of liabilities subject to compromise	5,274	-
Fresh start valuation adjustments	(1,038)	-
Debtor-in-possession financing costs	(15)	(121)
Secured Creditor Settlement	-	(58)
Professional fees and other bankruptcy related costs	(50)	(137)
Reorganization items, net	<u>\$ 4,171</u>	<u>\$ (409)</u>

We have incurred significant costs associated with the reorganization, primarily legal and professional fees. Write-off of deferred debt issuance costs, the write-off of original issue net discount related to debt subject to compromise and the DIP financing costs were also included in reorganization items. The Reorganization items for the year ended December 31, 2020 were adjusted to reflect the October 30, 2020 Bankruptcy Court order limiting certain professional fees.

(4) Fresh Start Accounting:

In connection with our emergence from bankruptcy and in accordance with ASC 852, we qualified for and adopted fresh start accounting on the Effective Date. We were required to adopt fresh start accounting because (i) the holders of existing voting shares of the Predecessor received less than 50% of the voting shares of the Successor, and (ii) the reorganization value of our assets immediately prior to confirmation of the Plan was less than the post-petition liabilities and allowed claims.

The adoption of fresh start accounting resulted in a new reporting entity for financial reporting purposes with no beginning retained earnings or deficit. The cancellation of all outstanding shares of Old Frontier common stock on the Effective Date

FRONTIER COMMUNICATIONS PARENT, INC., AND SUBSIDIARIES
Notes to Consolidated Financial Statements

and issuance of new shares of common stock of the Successor caused a related change of control of the Company under ASC 852.

Upon the application of fresh start accounting, we allocated the reorganization value to our individual assets based on their estimated fair values. Each asset and liability existing as of the Effective Date, other than deferred taxes, have been stated at the fair value, and determined at appropriate risk-adjusted interest rates. Deferred taxes were determined in conformity with applicable accounting standards.

Reorganization value represents the fair value of the Successor's assets before considering liabilities. Our reorganization value is derived from an estimate of enterprise value. Enterprise value represents the estimated fair value of an entity's long-term debt and shareholders' equity. In support of the Plan, the enterprise value of the Successor was estimated to be approximately \$12.5 billion. The valuation analysis was prepared using financial information and financial projections and applying standard valuation techniques, including a risk-adjusted net asset value analysis.

The Effective Date estimated fair values of certain of our assets and liabilities differed materially from their recorded values as reflected on the historical balance sheets. As a result of the application of fresh start accounting and the effects of the implementation of the Plan, our consolidated financial statements after April 30, 2021 are not comparable to our consolidated financial statements as of or prior to that date.

Reorganization Value

As set forth in the Plan of Reorganization, the enterprise value of the Successor Company was estimated to be between \$10.5 billion and \$12.5 billion. Based on the estimates and assumptions discussed below, we estimated the enterprise value to be \$12.5 billion as of the Effective Date. We based our enterprise value on projections which included higher capital expenditures to enhance the network and would result in higher revenue and Earnings before interest, taxes, depreciation, and amortization ("EBITDA").

Management, with the assistance of our valuation advisors, estimated the enterprise value ("EV") of the Successor Company, which was approved by the Bankruptcy Court, using various valuation methodologies, including a Discounted Cash Flow analysis (DCF), the Guideline Public Company Method (GPCM), and the Guideline Transaction Method (GTM). Under the DCF analysis, the enterprise value was estimated by discounting the projections' unlevered free cash flow by the Weighted Average Cost of Capital (WACC), we estimated rate of return. A terminal value was estimated by applying a Gordon Growth Model to the normalized level of cash flows in the terminal period. The Gordon Growth Model was based on the WACC and the perpetual growth rate, and the terminal value was added back to the discounted cash flows.

Under the GPCM, our enterprise value was estimated by performing an analysis of publicly traded companies that operate in a similar industry. A range of Enterprise Value / EBITDA (EV/EBITDA) multiples were selected based on the financial and operating attributes of Frontier relative to the comparable publicly traded companies. The selected range of multiples were applied to our forecasted EBITDA to estimate the enterprise value of the Company.

The GTM approach is similar to the GPCM, in that it relies on EV/EBITDA multiples but rather than of publicly traded companies, the multiples are based on precedent transactions. A range of multiples was derived by analyzing the operating and financial attributes of the acquired companies and the implied EV/EBITDA multiples. This range of multiples were then applied to the forecasted EBITDA of the Company to arrive an enterprise value.

FRONTIER COMMUNICATIONS PARENT, INC., AND SUBSIDIARIES
Notes to Consolidated Financial Statements

The following table reconciles the enterprise value to the estimated fair value of the Successor common stock as of the Effective Date:

(\$ in millions and shares in thousands, except per share data).

Enterprise value	\$	12,500
Plus: Cash and cash equivalents and restricted cash		940
Less: Fair value of debt and other liabilities		(7,267)
Less: Pension and other postretirement benefits		(1,774)
Less: Deferred tax liability		(291)
Fair value of Successor stockholders' equity	\$	4,108
Shares issued upon emergence		244,401
Per share value	\$	17

The reconciliation of our enterprise value to reorganization value as of the Effective Date is as follows:

(\$ in millions).

Enterprise value	\$	12,500
Plus: Cash and cash equivalents and restricted cash		940
Plus: Current liabilities (excluding debt, finance leases, and non-operating liabilities)		1,179
Plus: Long term liabilities (excluding debt, finance leases, deferred tax liability)		307
Reorganization value	\$	14,926

The adjustments set forth in the following Consolidated Balance Sheet reflect the consummation of the transactions contemplated by the Plan (reflected in the column "Reorganization Adjustments") as well as fair value adjustments as a result of the adoption of fresh start accounting (reflected in the column "Fresh Start Adjustments").

FRONTIER COMMUNICATIONS PARENT, INC., AND SUBSIDIARIES
Notes to Consolidated Financial Statements

The following table reflects the reorganization and application of ASC 852 on our consolidated balance sheet as of April 30, 2021:

(\$ in millions)	Predecessor April 30, 2021	Reorganization Adjustments	Fresh Start Adjustments	Successor April 30, 2021
ASSETS				
Current assets:				
Cash and cash equivalents	\$ 2,059	\$ (1,169)(1)	\$ -	\$ 890
Accounts receivable, net	516	-	-	516
Contract acquisition costs	91	-	(91)(8)	-
Prepaid expenses	92	-	-	92
Income taxes and other current assets	45	-	(3)(8)	42
Total current assets	<u>2,803</u>	<u>(1,169)</u>	<u>(94)</u>	<u>1,540</u>
Property, plant and equipment, net	13,020	-	(4,473)(9)	8,547
Other intangibles, net	578	-	3,863 (10)	4,441
Other assets	526	(8)(1)	(120)(8)(11)	398
Total assets	<u>\$ 16,927</u>	<u>\$ (1,177)</u>	<u>\$ (824)</u>	<u>\$ 14,926</u>
LIABILITIES AND EQUITY (DEFICIT)				
Current liabilities:				
Long-term debt due within one year	\$ 5,782	\$ (5,767)(3)	\$ -	\$ 15
Accounts payable	518	(6)(2)	-	512
Advanced billings	208	-	-	208
Accrued other taxes	185	-	-	185
Accrued interest	81	(1)(2)	-	80
Pension and other postretirement benefits	48	-	-	48
Other current liabilities	309	53 (2)	(36)(11)	326
Total current liabilities	<u>7,131</u>	<u>(5,721)</u>	<u>(36)</u>	<u>1,374</u>
Deferred income taxes	389	70 (14)	(168)(14)	291
Pension and other postretirement benefits	2,163	-	(437)(13)	1,726
Other liabilities	440	-	(28)(11)	412
Long-term debt	-	6,738 (3)	277 (12)	7,015
Total liabilities not subject to compromise	<u>10,123</u>	<u>1,087</u>	<u>(392)</u>	<u>10,818</u>
Liabilities subject to compromise	11,570	(11,570)(7)	-	-
Total liabilities	<u>21,693</u>	<u>(10,483)</u>	<u>(392)</u>	<u>10,818</u>
Equity (Deficit):				
Shareholders' equity of Frontier:				
Successor common stock	-	2 (5)	-	2
Predecessor common stock	27	(27)(4)	-	-
Successor additional paid-in capital	-	4,106 (5)	-	4,106
Predecessor additional paid-in capital	4,818	(4,818)(4)	-	-
Retained earnings (deficit)	(8,855)	10,028 (6)	(1,173)(15)	-
Accumulated other comprehensive income (loss), net of tax	(741)	-	741 (16)	-
Treasury common stock	(15)	15 (4)	-	-
Total equity (deficit)	<u>(4,766)</u>	<u>9,306</u>	<u>(432)</u>	<u>4,108</u>
Total liabilities and equity (deficit)	<u>\$ 16,927</u>	<u>\$ (1,177)</u>	<u>\$ (824)</u>	<u>\$ 14,926</u>

FRONTIER COMMUNICATIONS PARENT, INC., AND SUBSIDIARIES
Notes to Consolidated Financial Statements

Reorganization Adjustments

In accordance with the Plan of Reorganization, the following adjustments were made:

- (1) Reflects net cash payments as of the Effective Date from implementation of the Plan as follows:

(\$ in millions)

Sources:	
Net proceeds from Incremental Exit Term Loan Facility	\$ 220
Release of restricted cash from other assets to cash	8
Total sources	<u>228</u>
Uses:	
Payments of Excess to Unsecured senior notes holders	(1,313)
Payments of pre-petition accounts payable and contract cure payments	(62)
Payments of professional fees and other bankruptcy related costs	(22)
Total uses	<u>(1,397)</u>
Net uses of cash	<u>\$ (1,169)</u>

- (2) Reflects the reinstatement of accounts payable and accrued liabilities upon emergence, as well as payments made on the Effective Date.
- (3) Reflects the conversion of our DIP-to-Exit term loan facility, DIP-to-Exit First Lien Notes, and DIP-to-Exit Second Lien Notes. Also represent the reclassification of the debt from current liabilities during bankruptcy to non-current liabilities based on the maturity of the debt recorded by the Company.
- (4) Reflects the cancellation of Predecessor common stock, additional paid in capital and treasury stock.
- (5) Reflects the issuance of Successor common stock and additional paid in capital to the unsecured senior note holders.
- (6) Reflects the cumulative impact of reorganization adjustments.

(\$ in millions)

Gain on settlement of Liabilities Subject to Compromise	\$ 5,274
Cancellation of Predecessor equity	4,754
Net impact on accumulated deficit	<u>\$ 10,028</u>

- (7) As part of the Plan of Reorganization, the Bankruptcy Court approved the settlement of claims reported within Liabilities subject to compromise in our Consolidated balance sheet at our respective allowed claim amounts.

The table below indicates the disposition of Liabilities subject to compromise:

(\$ in millions)

Liabilities subject to compromise pre-emergence	\$ 11,570
Reinstated on the Effective Date:	
Accounts payable	(66)
Other current liabilities	(59)
Less: total liabilities reinstated	<u>(125)</u>
Amounts settled per the Plan of Reorganization	
Issuance of take back debt	(750)
Payment for settlement of unsecured senior noteholders	(1,313)
Equity issued at emergence to unsecured senior noteholders	<u>(4,108)</u>
Total amounts settled	<u>(6,171)</u>
Gain on settlement of Liabilities Subject to Compromise	<u>\$ 5,274</u>

FRONTIER COMMUNICATIONS PARENT, INC., AND SUBSIDIARIES
Notes to Consolidated Financial Statements

Fresh Start Adjustments

In accordance with the application of fresh start accounting, the following adjustments were made:

- (8) Reflects unamortized deferred commissions paid to acquire new customers that are eliminated upon emergence as this is not a probable future benefit for the Successor. Costs to obtain customers have been reflected as part of intangible assets. Adjustment also reflects the elimination of certain contract assets and contract liabilities.
- (9) Property Plant & Equipment – Reflects the decrease in net book value of property and equipment to the estimated fair value as of the Effective Date.

Personal property valued consisted of outside and inside plant network equipment, computers and software, vehicles, office furniture, fixtures and equipment, computers and software, and construction-in-progress. The fair value of our personal property was estimated using the cost approach, while the income approach was considered to assess economic sufficiency to support asset values. As a part of the valuation process, the third-party advisors' diligence procedures included using internal data to identify and value assets.

Real property valued consisted of land, buildings, and leasehold improvements. The fair value was estimated using the cost approach and sales comparison (market) approach, with consideration of economic sufficiency to support certain asset values.

The following table summarizes the components of property and equipment, net as of April 30, 2021, and the fair value as of the Effective Date:

(\$ in millions)	Predecessor Historical Value	Fair Value Adjustment	Successor Fair Value
Land	\$ 209	\$ 40	\$ 249
Buildings and leasehold improvements	2,134	(958)	1,176
General support	1,635	(1,462)	173
Central office/electronic circuit equipment	8,333	(7,364)	969
Poles	1,359	(843)	516
Cable, fiber, and wire	11,824	(8,755)	3,069
Conduit	1,611	(282)	1,329
Construction work in progress	1,048	18	1,066
Property, plant, and equipment	\$ 28,153	\$ (19,606)	\$ 8,547
Less: Accumulated depreciation	(15,133)	15,133	-
Property, plant, and equipment, net	<u>\$ 13,020</u>	<u>\$ (4,473)</u>	<u>\$ 8,547</u>

- (10) Reflects the fair value adjustment to recognize trademark, trade name and customer relationship.

For purposes of estimating the fair values of customer relationships, we utilized an Income Approach, specifically, the Multi-Period Excess Earnings method, or MPEEM. The MPEEM estimates fair value based on the present value of the incremental after-tax cash flows attributable only to the subject intangible assets after deducting contributory asset charges. The cash flows attributable to the customer relationships were adjusted for contributory asset charges related to the working capital, fixed assets, trade name/trademarks and assembled workforce. The discount rate utilized to present-value the after-tax cash flows was based on the overall weighted cost of capital of the Company as well as the asset specific risks of the intangible assets. Changes in these inputs could have a significant impact on the fair value of the customer relationships intangible assets.

For purposes of estimating the fair value of trademarks and tradenames, an Income approach was used, specifically, the Relief from Royalty Method. The estimated royalty rates were historical third-party transactions regarding the licensing of similar type of assets as well as a review of historical assumptions used in prior transactions. The selected royalty rates were applied to the revenue generated by the trademarks and tradenames to determine the amount of royalty payments saved as a result of owning these assets. The forecasted cash flows were based on our projected revenues and the resulting royalty savings were discounted using a rate based on the overall weighted cost of capital of the Company as well as the asset specific risks of the intangible assets.

- (11) Reflects the fair value adjustment to the right of use assets and lease liabilities. Upon application of fresh start accounting, we revalued its right-of-use assets and lease liabilities using the incremental borrowing rate applicable to the Company after emergence from bankruptcy and commensurate with its new capital structure. In addition, we decreased the right-of-use assets to recognize \$4 million related to the unfavorable lease contracts.
- (12) Reflects the fair value adjustment to adjust Long-term debt as of the Effective Date. This adjustment is to state our debt at estimated fair values.

FRONTIER COMMUNICATIONS PARENT, INC., AND SUBSIDIARIES
Notes to Consolidated Financial Statements

- (13) Reflects a remeasurement of pension and Other Postretirement Benefits related accounts as part of fresh start accounting considerations at emergence.
- (14) Reflects the impact of fresh start adjustments on deferred taxes. We purchased the assets, including the stock of subsidiaries, of Frontier Communications Corporation ("Predecessor's Parent") at the time of emergence. The Predecessor's Parent's federal and state net operating loss carryforwards are expected to have been utilized as a result of the taxable gain realized upon emergence. To the extent not utilized to offset taxable gain, such net operating loss carryforwards are expected to be reduced in accordance with Section 108 of the U.S. Internal Revenue Code of 1986, as amended (the "Code"). As part of the taxable purchase, elections were made under Code section 338(h)(10) to step up the value of assets in certain subsidiaries to fair market value. All other subsidiaries carried over their deferred taxes. The adjustments reflect a \$1.5 billion reduction in deferred tax assets for federal and state net operating loss carryforwards, a reduction in valuation allowance and a reduction in deferred tax liabilities.
- (15) Reflects the cumulative impact of the fresh start adjustments as discussed above and the elimination of Predecessor accumulated earnings.
- (16) Reflects the derecognition of accumulated other comprehensive loss.

(5) Revenue Recognition:

We categorize our products, services, and other revenues into the following categories:

Data and Internet services include broadband services for consumer and business customers. We provide data transmission services to high volume business customers and other carriers with dedicated high capacity circuits ("nonswitched access") including services to wireless providers ("wireless backhaul");

Voice services include traditional local and long-distance wireline services, Voice over Internet Protocol (VoIP) services, as well as a number of unified messaging services offered to our consumer and business customers. Voice services also include the long-distance voice origination and termination services that we provide to our business customers and other carriers;

Video services include revenues generated from services provided directly to consumer customers as linear terrestrial television services, through various satellite providers, and through partnerships with over-the-top (OTT) video providers. Video services also includes pay-per-view revenues, video on demand, equipment rentals, and video advertising. We have made the strategic decision to limit sales of new traditional TV services focusing on our broadband products and OTT video options;

Other customer revenue includes switched access revenue, rents collected for collocation services, and revenue from other services and fees. Switched access revenue includes revenues derived from allowing other carriers to use our network to originate and/or terminate their local and long-distance voice traffic (switched access). These services are primarily billed on a minutes-of-use basis applying tariffed rates filed with the FCC or state agencies; and

Subsidy and other regulatory revenue includes revenues generated from cost subsidies from state and federal authorities, including the CAF II and RDOF.

FRONTIER COMMUNICATIONS PARENT, INC., AND SUBSIDIARIES
Notes to Consolidated Financial Statements

The following tables provide a summary of revenues, by category.

	Successor			Predecessor
	For the year ended December 31, 2023	For the year ended December 31, 2022	For the eight months ended December 31, 2021	For the four months ended April 30, 2021
<i>(\$ in millions)</i>				
Data and Internet services	\$ 3,534	\$ 3,390	\$ 2,224	\$ 1,125
Voice services	1,373	1,498	1,091	647
Video services	430	520	397	223
Other	339	325	246	125
Revenue from contracts with customers ⁽¹⁾	5,676	5,733	3,958	2,120
Subsidy and other regulatory revenue	75	54	222	111
Total revenue	<u>\$ 5,751</u>	<u>\$ 5,787</u>	<u>\$ 4,180</u>	<u>\$ 2,231</u>

	Successor			Predecessor
	For the year ended December 31, 2023	For the year ended December 31, 2022	For the eight months ended December 31, 2021	For the four months ended April 30, 2021
<i>(\$ in millions)</i>				
Consumer ⁽²⁾	\$ 3,097	\$ 3,116	\$ 2,125	\$ 1,133
Business and Wholesale	2,579	2,617	1,833	987
Revenue from contracts with customers ⁽¹⁾	5,676	5,733	3,958	2,120
Subsidy and other regulatory revenue	75	54	222	111
Total revenue	<u>\$ 5,751</u>	<u>\$ 5,787</u>	<u>\$ 4,180</u>	<u>\$ 2,231</u>

(1) Includes \$62 million of lease revenue for the year ended December 31, 2023, \$63 million for the year ended December 31, 2022, \$21 million for the four months ended April 30, 2021 and \$42 million for the eight months ended December 31, 2021.

(2) Due to changes in methodology during the second quarter of 2021, historical periods have been updated to reflect the comparable amounts.

The following is a summary of the changes in the contract liabilities:

	Contract Liabilities	
	Current	Noncurrent
<i>(\$ in millions)</i>		
Balance at January 1, 2023	\$ 28	\$ 17
Revenue recognized included in opening contract balance	(37)	(14)
Credits granted, excluding amounts recognized as revenue	37	18
Reclassified between current and noncurrent	5	(5)
Balance at December 31, 2023	<u>\$ 33</u>	<u>\$ 16</u>
Balance at January 1, 2022	<u>\$ 27</u>	<u>\$ 11</u>
Revenue recognized included in opening contract balance	(30)	(11)
Credits granted, excluding amounts recognized as revenue	26	22
Reclassified between current and noncurrent	5	(5)
Balance at December 31, 2022	<u>\$ 28</u>	<u>\$ 17</u>

The unsatisfied obligations for retail customers consist of amounts in advance billings, which are expected to be earned within the following monthly billing cycle. Unsatisfied obligations for wholesale customers are based on a point-in-time calculation and determined by the number of circuits provided and the contractual price. These wholesale customer obligations change from period to period based on new circuits added as well as circuits that are terminated.

FRONTIER COMMUNICATIONS PARENT, INC., AND SUBSIDIARIES
Notes to Consolidated Financial Statements

The following table includes estimated revenue expected to be recognized in the future related to performance obligations that are unsatisfied (or partially unsatisfied) at the end of the reporting period.

(\$ in millions)	Successor	
	Revenue from contracts with customers	
2024	\$	506
2025		186
2026		86
2027		16
2028		7
Thereafter		5
Total	\$	806

(6) Accounts Receivable:

The components of accounts receivable, net at December 31, 2023 and 2022 are as follows:

(\$ in millions)	December 31, 2023	December 31, 2022
Retail and Wholesale	\$ 438	\$ 416
Other	61	69
Less: Allowance for doubtful accounts	(53)	(47)
Accounts receivable, net	\$ 446	\$ 438

An analysis of the activity in the allowance for credit losses is as follows:

(\$ in millions)	Successor			Predecessor
	For the year ended December 31, 2023	For the year ended December 31, 2022	For the eight months ended December 31, 2021	For the four months ended April 30, 2021
Balance at beginning of the Period:	\$ 47	\$ 57	\$ -	\$ 130
Increases: Provision for bad debt charged to expense	35	26	14	-
Increases: Provision for bad debt charged to revenue	23	30	38	37
Write-offs charged against allowance, net of recoveries	(52)	(66)	5	(167)
Balance at end of Period:	\$ 53	\$ 47	\$ 57	\$ -

As of April 30, 2021, the fair value of our net accounts receivable balances approximated their carrying values; therefore, no fair value adjustment for fresh start accounting was required. Our allowance for doubtful accounts decreased during the eight months ended December 31, 2021, primarily as a result of resolutions of carrier disputes.

We maintain an allowance for credit losses based on the estimated ability to collect accounts receivable. The allowance for credit losses is increased by recording an expense for the provision for bad debts for retail customers, and through decreases to revenue at the time of billing for wholesale customers. The allowance is decreased when customer accounts are written off, or when customers are given credits.

The provision for bad debts was \$35 million for the year ended December 31, 2023, \$26 million for the year ended December 31, 2022, \$14 million for the four months ended April 30, 2021 and \$14 million for the eight months ended December 31, 2021.

Approximately \$143 million and \$67 million of credits related to customers are included in other current liabilities on our consolidated balance sheets as of December 31, 2023, and December 31, 2022, respectively.

In accordance with ASC 326, we performed calculations to estimate expected credit losses, utilizing rates that are consistent with our write offs (net of recoveries) because such events affect the entity's loss given default experience.

FRONTIER COMMUNICATIONS PARENT, INC., AND SUBSIDIARIES
Notes to Consolidated Financial Statements

(7) Property, Plant, and Equipment:

Property, plant, and equipment, net at December 31, 2023 and 2022 are as follows:

<i>(\$ in millions)</i>	Estimated Useful Lives	December 31, 2023	December 31, 2022
Land	N/A	\$ 243	\$ 244
Buildings and leasehold improvements	40 years	1,221	1,212
General support	5 to 15 years	427	290
Central office/electronic circuit equipment	5 to 8 years	2,467	1,807
Poles	30 years	915	797
Cable, fiber, and wire	15 to 27 years	7,718	5,756
Conduit	50 years	1,416	1,404
Materials and supplies		594	546
Construction work in progress		1,323	1,130
Property, plant, and equipment		16,324	13,186
Less: Accumulated depreciation		(2,391)	(1,336)
Property, plant, and equipment, net		<u>\$ 13,933</u>	<u>\$ 11,850</u>

As of April 30, 2021, as a result of fresh start accounting, we have adjusted our property, plant, and equipment balance to fair value. See Note 4 for additional information. Property, plant, and equipment includes approximately \$179 million and \$121 million of fixed assets recognized under finance leases as of December 31, 2023 and 2022, respectively.

As of December 31, 2023, our materials and supplies were \$594 million, as compared to \$546 million as of December 31, 2022. This increase was primarily due to our fiber build plans and consumer premises equipment. Components of this include an increase in fiber, network electronics, and customer premises equipment.

During 2022, our materials and supplies increased by approximately \$400 million, as compared to 2021. This increase was primarily due to our fiber build plans and consumer premises equipment.

In 2023, our capital expenditures were \$3,211 million, which included a net decrease of \$71 million due to changes in accounts payable and accrued liabilities, and vendor financing from December 31, 2022. As of December 31, 2023 there was \$656 million in "accounts payable and accrued liabilities" and \$255 million in vendor financing payables included in "other current liabilities" associated with capital expenditures. In 2023, we had capitalized interest of \$83 million.

In 2023, we had asset sales and transactions of \$63 million, including approximately \$47 million in net proceeds related to certain wireless towers. Approximately \$19 million of the proceeds related to wireless towers that qualified as sales, included in investing cash flows, and the remaining \$28 million in proceeds related to wireless towers that were subject to sale-leaseback agreements and included in financing cash flows. After taking these sales and transactions into account, along with our capital expenditures, our net capital activity was \$3,148 million as of December 31, 2023.

During 2022, we sold a property that was subject to leaseback, generating approximately \$70 million in proceeds.

During 2021, we sold certain properties consisting of land and buildings for approximately \$15 million in cash. The aggregate carrying value of the properties was approximately \$14 million, resulting in a gain on the sale of \$1 million, which, given our composite group method of accounting for depreciation, was recognized against "Accumulated Depreciation" in our consolidated balance sheet. We also sold certain properties subject to leaseback, generating \$23 million in proceeds.

FRONTIER COMMUNICATIONS PARENT, INC., AND SUBSIDIARIES
Notes to Consolidated Financial Statements

Depreciation expense is principally based on the composite group method. Depreciation expense was as follows:

(\$ in millions)	Successor			Predecessor
	For the year ended December 31, 2023	For the year ended December 31, 2022	For the eight months ended December 31, 2021	For the four months ended April 30, 2021
Depreciation expense	\$ 1,094	\$ 861	\$ 520	\$ 407

We adopted revised estimated remaining useful lives for certain plant assets as of October 1, 2023, as a result of an annual independent study of the estimated remaining useful lives of our plant assets, with an insignificant impact to depreciation expense.

(8) **Intangibles:**

We consider whether the carrying values of finite-lived intangible assets and property plant and equipment may not be recoverable or whether the carrying value of certain indefinite-lived intangible assets were impaired. No impairment was present for either intangibles or property plant and equipment as of December 31, 2023, 2022, and 2021.

As a result of fresh start accounting, on the Effective Date, intangible assets and related accumulated amortization of the Predecessor were eliminated. Successor intangible assets were recorded at fair value as of the Effective Date. See Note 4.

The balances of these assets are as follows:

(\$ in millions)	December 31, 2023			December 31, 2022		
	Gross Carrying Amount	Accumulated Amortization	Net Carrying Amount	Gross Carrying Amount	Accumulated Amortization	Net Carrying Amount
Intangibles:						
Customer Relationships - Business	\$ 800	\$ (194)	\$ 606	\$ 800	\$ (121)	\$ 679
Customer Relationships - Wholesale	3,491	(582)	2,909	3,491	(364)	3,127
Trademarks & Tradenames	150	(80)	70	150	(50)	100
Total other intangibles	\$ 4,441	\$ (856)	\$ 3,585	\$ 4,441	\$ (535)	\$ 3,906

Amortization expense was as follows:

(\$ in millions)	Successor			Predecessor
	For the year ended December 31, 2023	For the year ended December 31, 2022	For the eight months ended December 31, 2021	For the four months ended April 30, 2021
Amortization expense	\$ 321	\$ 321	\$ 214	\$ 99

Following the Effective Date, we amortize our intangible assets on a straight line basis, over the assigned useful lives of 16 years for our wholesale customer relationships, 11 years for our business customer relationships, and five years for our trademarks and tradenames. Amortization expense based on our current estimate of useful lives, is estimated to be approximately \$321 million in 2024 and 2025, \$301 million in 2026 and \$291 million in 2027 and 2028.

For the Predecessor, amortization expense was primarily for our customer base acquired as a result of our acquisitions in 2010, 2014, and 2016 with each based on a useful life of 8 to 12 years and amortized on an accelerated method. Our trade name was an indefinite-lived intangible asset that was not subject to amortization.

FRONTIER COMMUNICATIONS PARENT, INC., AND SUBSIDIARIES
Notes to Consolidated Financial Statements

(9) Long-Term Debt:

Chapter 11 Restructuring

The filing of the Chapter 11 Cases constituted an event of default that accelerated substantially all then-outstanding obligations under Old Frontier's debt agreements and notes as follows:

- the amended and restated credit agreement, dated as of February 27, 2017 (as amended, the JPM Credit Agreement);
- the 8.000% first lien secured notes due April 1, 2027 (the Original First Lien Notes);
- the 8.500% second lien secured notes due April 1, 2026 (the Original Second Lien Notes); and
- the unsecured notes and debentures and the secured and unsecured debentures of our subsidiaries.

As of the Effective Date, amounts that were outstanding under the JPM Credit Agreement, the Original First Lien Notes, and the Original Second Lien Notes were repaid in full.

On the Effective Date, pursuant to the terms of the Plan, all of the obligations under Old Frontier's unsecured senior note indentures were cancelled, and in connection with emergence, we issued 244,401,000 shares of common stock that were transferred to holders of the allowed senior notes claims (as defined under the Plan).

Interest expense for the four months ended April 30, 2021 recorded on our Predecessor statements of income was lower than contractual interest of \$450 million because we ceased accruing interest on the Petition Date in accordance with the terms of the Plan and ASC Topic 852.

The activity in long-term debt is summarized as follows:

(\$ in millions)	January 1, 2023	For the year ended December 31, 2023		December 31, 2023	Interest Rate at December 31, 2023 ⁽²⁾
		Principal Payments and Retirements	New Borrowings		
Secured debt issued by Frontier	\$ 8,113	\$ (15)	\$ 750	\$ 8,848	7.001%
Secured debt issued by subsidiaries	100	(53)	1,586	1,633	7.751%
Unsecured debt issued by subsidiaries	750	-	-	750	6.899%
Principal outstanding	<u>\$ 8,963</u>	<u>\$ (68)</u>	<u>\$ 2,336</u>	<u>\$ 11,231</u>	7.103%
Less: Debt issuance costs	(28)			(71)	
Less: Current portion	(15)			(15)	
Less: Debt premium / (discount)	-			(64)	
Plus: Unamortized fair value adjustments ⁽¹⁾	190			165	
Total Long-term debt	<u>\$ 9,110</u>			<u>\$ 11,246</u>	

⁽¹⁾ Upon emergence, we adjusted the carrying value of our debt to fair value. The adjustment consisted of the elimination of the existing unamortized debt issuance costs and unamortized discounts and recording a balance of \$236 million as a fair value adjustment. The fair value accounting adjustment is being amortized into interest expense using the effective interest method.

⁽²⁾ The interest rates at December 31, 2023 represent a weighted average of multiple issuances. The anticipated repayment date of July 2028 is used for Fiber Term Notes when calculating the weighted average.

FRONTIER COMMUNICATIONS PARENT, INC., AND SUBSIDIARIES
Notes to Consolidated Financial Statements

Additional information regarding our senior unsecured debt, senior secured debt, and subsidiary debt at December 31, 2023 and 2022 is as follows:

	December 31, 2023		December 31, 2022	
	Principal Outstanding	Interest Rate	Principal Outstanding	Interest Rate
<i>(\$ in millions)</i>				
Secured debt issued by Frontier				
Term loan due 10/8/2027	\$ 1,435	9.220% (Variable)	\$ 1,450	8.500% (Variable)
First lien notes due 10/15/2027	1,150	5.875%	1,150	5.875%
First lien notes due 5/1/2028	1,550	5.000%	1,550	5.000%
First lien notes due 5/15/2030	1,200	8.750%	1,200	8.750%
First lien notes due 3/15/2031	750	8.625%	-	-
Second lien notes due 5/1/2029	1,000	6.750%	1,000	6.750%
Second lien notes due 11/1/2029	750	5.875%	750	5.875%
Second lien notes due 1/15/2030	1,000	6.000%	1,000	6.000%
IDRB due 5/1/2030	13	6.200%	13	6.200%
Total secured debt issued by Frontier	8,848		8,113	
Secured debt issued by subsidiaries				
Debentures due 11/15/2031	47	8.500%	100	8.500%
Series 2023-1 Revenue Term Notes Class A-2 due 7/20/2028	1,119	6.600%	-	-
Series 2023-1 Revenue Term Notes Class B due 7/20/2028	155	8.300%	-	-
Series 2023-1 Revenue Term Notes Class C due 7/20/2028	312	11.500%	-	-
Total secured debt issued by subsidiaries	1,633		100	
Unsecured debt issued by subsidiaries				
Debentures due 5/15/2027	200	6.750%	200	6.750%
Debentures due 2/1/2028	300	6.860%	300	6.860%
Debentures due 2/15/2028	200	6.730%	200	6.730%
Debentures due 10/15/2029	50	8.400%	50	8.400%
Total unsecured debt issued by subsidiaries	750		750	
Principal outstanding	\$ 11,231	7.103% ⁽¹⁾	\$ 8,963	6.760% ⁽¹⁾

⁽¹⁾ Interest rate represents a weighted average of the stated interest rates of multiple issuances. The anticipated repayment date of July 2028 is used for the Series 2023-1 Revenue Term Notes, classes A-2 B, and C when calculating the weighted average.

Credit Facilities and Term Loans

Revolving Facility

On March 8, 2023, Frontier Holdings entered into an amendment to its Revolving Facility, which, among other things, (i) extends the maturity with respect to the commitments of certain revolving lenders (in addition to certain amendments to springing maturity provisions); (2) amends the financial maintenance covenant for the benefit of the Revolving Facility by increasing the maximum first lien leverage ratio thereunder to 3.50:1.00, with step-downs to: (a) 3.25:1.00 in 2026; and (b) 3.00:1.00 in 2027 and continuing thereafter; and (3) provides for certain amendments to debt incurrence and other restrictive covenants.

The \$900 million Revolving Facility will be available on a revolving basis until April 30, 2025 and with respect to certain lenders currently representing \$850 million thereunder, the maturity date of the Revolving Facility will be the earliest of (a) April 30, 2028, (b) 91 days prior to the maturity date of the term loan facility, (c) unless such notes have been repaid and/or redeemed in full, the date that is 91 days prior to the stated maturity date of our 5.875% First Lien Notes due 2027, and (d) unless such notes have been repaid and/or redeemed in full, the date that is 91 days prior to the stated maturity date of our 5.000% First Lien Notes due 2028.

At Frontier's election, the determination of interest rates for the Revolving Facility is based on margins over the alternate base rate or over Secured Overnight Financing Rate ("SOFR"). The interest rate margin with respect to any SOFR loan under the Revolving Facility is 3.50% or 2.50% with respect to any alternate base rate loans, with a 0% SOFR floor.

FRONTIER COMMUNICATIONS PARENT, INC., AND SUBSIDIARIES
Notes to Consolidated Financial Statements

Subject to customary exceptions and thresholds, the security package under the Revolving Facility includes pledges of the equity interests in certain of our subsidiaries, which is currently limited to certain specified pledged entities and substantially all personal property of Frontier Video, which same assets also secure our First Lien Notes. The Revolving Facility is guaranteed by the same subsidiaries that guarantee the First Lien Notes. After giving effect to approximately \$358 million of letters of credit previously outstanding, we have \$542 million of available borrowing capacity under the Revolving Facility.

The Revolving Facility includes customary negative covenants for loan agreements of this type, including covenants limiting Frontier and our restricted subsidiaries' (other than certain covenants therein which are limited to subsidiary guarantors) ability to, among other things, incur additional indebtedness, create liens on assets, make investments, loans or advances, engage in mergers, consolidations, sales of assets and acquisitions, pay dividends and distributions and make payments in respect of certain material payment subordinated indebtedness, in each case subject to customary exceptions for loan agreements of this type.

The Revolving Facility also includes certain customary representations and warranties, affirmative covenants, and events of default, including, but not limited to, payment defaults, breaches of representations and warranties, covenant defaults, certain events under ERISA, change of control or damage to a material portion of the collateral.

Term Loan Facility

The Term Loan Facility's maturity date is October 8, 2027. At our election, the determination of interest rates for the Term Loan Facility is based on margins over adjusted Term SOFR or the alternate base rate. The interest rate margin under the Term Loan Facility is 3.75% with respect to any Term SOFR loan or 2.75% with respect to any alternate base rate loan, with a 0.75% Term SOFR floor.

Subject to certain exceptions and thresholds, the security package under the Term Loan Facility includes pledges of the equity interests in certain of our subsidiaries, which as of the issue date is limited to certain specified pledged entities and substantially all personal property of Frontier Video Services Inc., a Delaware corporation ("Frontier Video"), which same assets also secure the First Lien Notes (as defined below). The Term Loan Facility is guaranteed by the same subsidiaries that guarantee the First Lien Notes.

The Term Loan Facility includes customary negative covenants for loan agreements of this type, including covenants limiting Frontier and our restricted subsidiaries' (other than certain covenants therein which are limited to subsidiary guarantors) ability to, among other things, incur additional indebtedness, create liens on assets, make investments, loans or advances, engage in mergers, consolidations, sales of assets and acquisitions, pay dividends and distributions and make payments in respect of certain material payment subordinated indebtedness, in each case subject to customary exceptions for loan agreements of this type.

The Term Loan Facility also includes certain customary representations and warranties, affirmative covenants and events of default, including, but not limited to, payment defaults, breaches of representations and warranties, covenant defaults, certain events under ERISA, upon the conversion date, unstayed judgments in favor of a third-party involving an aggregate liability in excess of a certain threshold, change of control, upon the conversion date, specified governmental actions having a material adverse effect or condemnation or damage to a material portion of the collateral.

Fiber Securitization Transaction

Secured Fiber Network Revenue Term Notes

On August 8, 2023, our limited-purpose, bankruptcy remote, subsidiary, Frontier Issuer, issued \$1.6 billion aggregate principal amount of secured Fiber Term Notes, less \$58 million in original issue discounts, consisting of \$1.1 billion 6.60% Series 2023-1, Class A-2 term notes, \$155 million 8.30% Series 2023-1, Class B term notes and \$312 million 11.50% Series 2023-1, Class C term notes, each with an anticipated term ending in July 2028 (such anticipated repayment date, the "ARD"), in an offering exempt from registration under the Securities Act. We intend to use the proceeds from the offering of the Fiber Term Notes for, among other things, general corporate purposes, including potential investments or expenditures, such as capital expenditures and research and development, in line with our fiber expansion and copper migration strategies. In addition, we used a portion of the proceeds to retire and defease certain outstanding indebtedness of our subsidiary Frontier Southwest Incorporated.

The Fiber Term Notes were issued as part of a securitization transaction, pursuant to which the Company's fiber network assets and associated customer contracts in certain neighborhoods in the Dallas, Texas metropolitan area were contributed to AssetCo, a direct, wholly-owned subsidiary of Frontier Issuer. The Fiber Term Notes are secured by these fiber assets and associated customer contracts. The assets of Frontier Issuer, AssetCo and the other securitization entities are available to satisfy only the obligations owed under the Fiber Term Notes and are not available to any other creditors of the Company or its affiliates. The Fiber Term Notes were issued pursuant to an indenture, dated as of August 8, 2023 (the "Base

FRONTIER COMMUNICATIONS PARENT, INC., AND SUBSIDIARIES
Notes to Consolidated Financial Statements

Indenture”), as supplemented by the Series 2023-1 Supplement thereto, dated as of August 8, 2023 (the “Series 2023-1 Supplement”), in each case entered into by and among the Issuer, Frontier Dallas TX Fiber 1 LLC (“AssetCo”) and Citibank, N.A. as the indenture trustee (the “Trustee”).

The Base Indenture, together with the Series 2023-1 Supplement and Series 2023-2 Supplement, and any other series supplements to the Base Indenture, are referred to herein as the “Fiber Term Notes Indenture.”

The table below sets forth the material terms of Fiber Term Notes as of December 31, 2023:

<u>Security</u>	<u>Issue Date</u>	<u>Amount Outstanding</u>	<u>Interest Rate</u> ⁽¹⁾	<u>Anticipated Repayment Date</u>	<u>Final Maturity Date</u>
Series 2023-1, Class A-2 term notes	August 8, 2023	\$ 1,119,000,000	6.60%	July 20, 2028	August 20, 2053
Series 2023-1, Class B term notes	August 8, 2023	\$ 155,000,000	8.30%	July 20, 2028	August 20, 2053
Series 2023-1, Class C term notes	August 8, 2023	\$ 312,000,000	11.50%	July 20, 2028	August 20, 2053

(1) If Frontier Issuer has not repaid or refinanced any Fiber Term Note prior to the monthly payment date in July of 2028, additional interest will accrue thereon in an amount equal to the greater of (i) 5.00% per annum and (ii) the excess amount, if any, by which the sum of the following exceeds the interest rate for such note: (A) the yield to maturity (adjusted to a “mortgage-equivalent basis” pursuant to the standards and practices of the Securities Industry and Financial Markets Association) on the ARD for such note of the United States Treasury Security having a remaining term closest to 10 years plus (B) 5.00% plus (C) the post-ARD note spread applicable to such Note.

While the Fiber Term Notes are outstanding, scheduled payments of interest are required to be made on the Notes on a monthly basis. From and after the ARD, principal payments will also be required to be made on the Notes on a monthly basis. No principal payments will be due on the Fiber Term Notes prior to the ARD, unless certain rapid amortization or acceleration triggers are activated.

The Fiber Term Notes are subject to a series of covenants and restrictions customary for transactions of this type. These covenants and restrictions include (i) that Frontier Issuer maintains a liquidity reserve account to be used to make required payments in respect of the Notes, (ii) provisions relating to optional and mandatory prepayments, including specified make-whole payments in the case of certain optional prepayments of the Fiber Term Notes prior to the monthly payment date in July 2026, (iii) certain indemnification payments in the event, among other things, that the transfers of the assets pledged as collateral for the Fiber Term Notes are in stated ways defective or ineffective and (iv) covenants relating to recordkeeping, access to information and similar matters. As provided in the Base Indenture, the Fiber Term Notes are also subject to rapid amortization in the event of a failure to maintain a stated debt service coverage ratio. A rapid amortization may be cured if the debt service coverage ratio exceeds a certain threshold for a certain period of time, upon which cure, regular amortization, if any, will resume. The Fiber Term Notes are also subject to certain customary events of default, including events relating to non-payment of required interest, principal or other amounts due on or with respect to the Fiber Term Notes, failure to comply with covenants within certain time frames, certain bankruptcy events, breaches of specified representations and warranties, failure of security interests to be effective and certain judgments.

Securitized Financing Facility

In connection with the Fiber Term Notes, Frontier Issuer entered into a financing facility for the issuance of up to \$500 million in Series 2023-2 Secured Fiber Network Revenue Variable Funding Senior Notes, Class A-1 (the “Variable Funding Notes”). Frontier Issuer had not drawn on the Variable Funding Notes as of December 31, 2023.

The Variable Funding Notes were issued pursuant to the Base Indenture, as supplemented by the Series 2023-1 Supplement and the Series 2023-2 Supplement, dated as of August 24, 2023 (the “Series 2023-2 Supplement”), in each case entered into by and among Frontier Issuer, AssetCo and the Trustee.

Drawings and certain additional terms related to the Variable Funding Notes are governed by the Class A-1 Note Purchase Agreement, dated as of August 24, 2023 (the “Variable Funding Note Purchase Agreement”), among Frontier Issuer, AssetCo, Frontier Communications Holdings, LLC (as the “Manager”), certain conduit investors, financial institutions and funding agents, and Barclays Bank plc, as administrative agent. The Variable Funding Notes will be governed, in part, by the Variable Funding Note Purchase Agreement and by certain generally applicable terms contained in the Indenture. The initial anticipated repayment date for the Variable Funding Notes is July 2026, and Frontier Issuer and Manager have the option to elect two one-year extensions of the anticipated repayment date. Following the initial anticipated repayment date (and any extensions thereof), additional interest will accrue on the Variable Funding Notes equal to 5.0% per annum.

FRONTIER COMMUNICATIONS PARENT, INC., AND SUBSIDIARIES
Notes to Consolidated Financial Statements

Defeasance of Notes

During 2023, the Company extinguished \$53 million of notes issued by its subsidiary Frontier Southwest Incorporated and transferred assets to an escrow account to pay the future interest and principal on the remaining \$47 million of notes, which remain on the Company's balance sheet as outstanding debt and restricted assets.

Senior Secured Notes

First Lien Notes due 2031

On March 8, 2023, our consolidated subsidiary Frontier Communications Holdings, LLC ("Frontier Holdings") issued \$750 million aggregate principal amount of 8.625% first lien secured notes due 2031 (the "First Lien Notes due 2031") in an offering pursuant to exemptions from the registration requirements of the Securities Act of 1933, as amended (the "Securities Act"). We intend to use the net proceeds of the offering to fund capital investments and operating costs arising from our fiber build and expansion of our fiber customer base, and for general corporate purposes.

The First Lien Notes due 2031 are secured by a first-priority lien, subject to permitted liens, by all the assets that secure the issuer's obligations under its senior secured credit facilities and existing senior secured notes. The First Lien Notes due 2031 were issued pursuant to an indenture, dated as of March 8, 2023, by and among Frontier Holdings, the guarantors party thereto, the grantor party thereto, Wilmington Trust, National Association, as trustee and JPMorgan Chase Bank, N.A., as collateral agent.

First Lien Notes due 2030

On May 12, 2022, our consolidated subsidiary Frontier Communications Holdings, LLC ("Frontier Holdings") issued \$1.2 billion aggregate principal amount of 8.750% First Lien Secured Notes due 2030 (the "First Lien Notes due 2030") in an offering pursuant to exemptions from the registration requirements of the Securities Act. We intend to use the net proceeds of this offering to fund capital investments and operating costs arising from our fiber build and expansion of our fiber customer base, and for general corporate purposes.

The First Lien Notes due 2030 are secured by a first-priority lien, subject to permitted liens, by all the assets that secure the issuer's obligations under its senior secured credit facilities and existing senior secured notes. The First Lien Notes due 2030 were issued pursuant to an indenture, dated as of May 12, 2022, by and among Frontier Holdings, the guarantors party thereto, the grantor party thereto, Wilmington Trust, National Association, as trustee and JPMorgan Chase Bank, N.A., as collateral agent.

Second Lien Notes due 2030

On October 13, 2021, New Frontier Issuer issued \$1.0 billion aggregate principal amount of 6.000% Second Lien Secured Notes due 2030 (the "Second Lien Notes due 2030") in an offering pursuant to exemptions from the registration requirements of the Securities Act of 1933, as amended. We intend to use the net proceeds of this offering to fund capital investments and operating costs arising from our fiber build and expansion of our fiber customer base, and for general corporate purposes.

The Second Lien Notes due 2030 were issued pursuant to an indenture, dated as of October 13, 2021 (the "Second Lien 2030 Indenture"), by and among the Issuer, the guarantors party thereto, the grantor party thereto and Wilmington Trust, National Association, as trustee and as collateral agent.

Second Lien Notes due May 2029

In connection with the DIP financing, on November 25, 2020, Old Frontier issued \$1.0 billion aggregate principal amount of 6.750% Second Lien Secured Notes due May 1, 2029 (the "Second Lien Notes due May 2029").

The Second Lien Notes due May 2029 were issued pursuant to an indenture, dated as of November 25, 2020 (the "Second Lien May 2029 Indenture"), by and among Old Frontier, the guarantors party thereto, the grantor party thereto and Wilmington Trust, National Association, as trustee and as collateral agent.

On the Effective Date, in accordance with the Second Lien May 2029 Indenture and the Plan, New Frontier Issuer entered into a supplemental indenture with Wilmington Trust, National Association, as trustee, and assumed the obligations under the Second Lien Notes due May 2029 and the Second Lien May 2029 Indenture.

Second Lien Notes due November 2029 or "Takeback Notes"

On April 30, 2021, New Frontier Issuer issued \$750 million aggregate principal amount of 5.875% Second Lien Secured Notes due November 2029 (the "Second Lien Notes due November 2029" or the "Takeback Notes") pursuant to an indenture, dated as of April 30, 2021 (the "Takeback Notes Indenture"), by and among New Frontier Issuer, the guarantors party thereto, the grantor party thereto and Wilmington Trust, National Association, as trustee and as collateral agent. At Old Frontier's

FRONTIER COMMUNICATIONS PARENT, INC., AND SUBSIDIARIES
Notes to Consolidated Financial Statements

direction, the Takeback Notes were issued to holders of claims arising under, derived from, based on, or related to the unsecured notes issued by Old Frontier in partial satisfaction of such claims.

The Second Lien Notes due 2030, the Second Lien Notes due May 2029 and the Takeback Notes are collectively referred to as the Second Lien Notes. The Second Lien 2030 Indenture, the Second Lien May 2029 Indenture and the Takeback Notes Indenture are collectively referred to as the Second Lien Notes Indentures. The Second Lien Notes and the First Lien Notes (as defined below) are referred to herein collectively as the "Notes".

The Second Lien Notes are secured by a second-priority lien, subject to permitted liens, by all the assets that secure New Frontier Issuer's obligations under the Term Loan Facility, the Revolving Facility, and the First Lien Notes (as defined below).

The Second Lien Notes Indentures contain customary negative covenants, subject to a number of important exceptions and qualifications, including, without limitation, covenants related to incurring additional debt and issuing preferred stock; incurring or creating liens; redeeming and/or prepaying certain debt; paying dividends on stock or repurchasing stock; making certain investments; engaging in specified sales of assets; entering into transactions with affiliates; and engaging in consolidation, mergers and acquisitions. Certain of these covenants will be suspended during such time, if any, that the Second Lien Notes have investment grade ratings by at least two of Moody's, S&P or Fitch. The Second Lien Notes Indentures also provides for customary events of default which, if any of them occurs, would permit, or require the principal of and accrued interest on the Second Lien Notes to become or to be declared due and payable.

First Lien Notes

In connection with the DIP financing, (a) on October 8, 2020, Old Frontier issued \$1.150 million aggregate principal amount of 5.875% First Lien Secured Notes due October 15, 2027 (the "First Lien Notes due 2027") and (b) on November 25, 2020, Old Frontier issued \$1.550 million aggregate principal amount of 5.000% First Lien Secured Notes due May 1, 2028 (the "First Lien Notes due 2028" and, together with the First Lien Notes due 2027, the "First Lien Notes").

The First Lien Notes due 2027 were issued pursuant to an indenture, dated as of October 8, 2020 (the "2027 First Lien Indenture"), by and among Old Frontier, the guarantors party thereto, the grantor party thereto, JPMorgan Chase Bank N.A., as collateral agent, and Wilmington Trust, National Association, as trustee. The First Lien Notes due 2028 were issued pursuant to an indenture, dated as of November 25, 2020 (the "2028 First Lien Indenture" and, together with the 2027 First Lien Indenture, the "First Lien Indentures"), by and among Old Frontier, the guarantors party thereto, the grantor party thereto, JPMorgan Chase Bank N.A., as collateral agent and Wilmington Trust, National Association, as trustee.

On the Effective Date, in accordance with the Indentures and the Plan, New Frontier Issuer entered into supplemental indentures to the First Lien Indentures with Wilmington Trust, National Association, as trustee, and assumed the obligations under each series of the First Lien Notes and each of the First Lien Indentures.

The First Lien Notes are secured on a first-priority basis and pari passu with its senior secured credit facilities, subject to permitted liens and certain exceptions, by all the assets that secure our obligations under the Term Loan Facility and the Revolving Facility.

The First Lien Indentures contain customary negative covenants, subject to a number of important exceptions and qualifications, including, without limitation, covenants related to incurring additional debt and issuing preferred stock; incurring or creating liens; redeeming and/or prepaying certain debt; paying dividends on our stock or repurchasing stock; making certain investments; engaging in specified sales of assets; entering into transactions with affiliates; and engaging in consolidation, mergers and acquisitions. Certain of these covenants will be suspended during such time, if any, that the First Lien Notes have investment grade ratings by at least two of Moody's, S&P or Fitch. The First Lien Notes Indentures also provides for customary events of default which, if any of them occurs, would permit, or require the principal of and accrued interest on the First Lien Notes to become or to be declared due and payable.

Other Obligations

During 2018, we contributed real estate properties with an aggregate fair value of \$37 million for the purpose of funding a portion of our contribution obligations to our qualified defined benefit pension plan. The pension plan obtained independent appraisals of the property and, based on these appraisals, the pension plan recorded the contributions at aggregate fair value of \$37 million for 2019. We entered into a lease for the contributed properties. The properties are managed on behalf of the pension plan by an independent fiduciary, and the terms of the lease were negotiated with the fiduciary on an arm's-length basis.

For properties contributed in 2018, leases have initial terms of 20 years at a combined average aggregate annual rent of approximately \$5 million.

FRONTIER COMMUNICATIONS PARENT, INC., AND SUBSIDIARIES
Notes to Consolidated Financial Statements

The contribution and leaseback of the properties were treated as financing transactions and, accordingly, we continue to depreciate the carrying value of the property in our financial statements and no gain or loss was recognized. An obligation of \$53 million is included in our consolidated balance sheet within "Other liabilities" as of December 31, 2023 and the liability is reduced annually by a portion of the lease payments made to the pension plan. Under the new lease standard, liabilities for these finance transactions are included in our financing lease liabilities. Refer to Note 11 for additional details.

(10) Restructuring and Other Charges:

Restructuring and other charges consists of severance and employee costs related to workforce reductions. It also includes professional fees related to our Chapter 11 Cases that were incurred after the emergence date as well as professional fees related to our restructuring and transformation that were incurred prior to the Petition Date.

During 2023, we incurred \$73 million in restructuring charges and other costs consisting of \$65 million of severance and employee costs resulting from workforce reductions, and \$8 million of costs related to other restructuring activities.

During 2022, we incurred \$99 million in restructuring charges and other costs consisting of \$44 million of lease impairment costs from the strategic exit of certain facilities, \$44 million of severance and employee costs resulting from workforce reductions, and \$11 million of costs related to other restructuring activities.

During the four months ended April 30, 2021, we incurred \$7 million of severance and employee costs resulting from workforce reductions. During the eight months ended December 31, 2021, we incurred \$21 million in expenses consisting of \$11 million of severance and employee costs resulting from workforce reductions, and \$10 million of professional fees related to our balance sheet and other restructuring.

The following is a summary of the changes in the liabilities established for restructuring and related programs:

(\$ in millions)

Balance at December 31, 2021	\$	7
Severance expense		44
Other costs		55
Cash payments during the period		(97)
Balance at December 31, 2022	<u>\$</u>	<u>9</u>
Severance expense		65
Other costs		8
Cash payments during the period		(72)
Balance at December 31, 2023	<u>\$</u>	<u>10</u>

(11) Leases:

We have operating and finance leases for certain facilities and equipment used in our operations. Some of our real estate operating leases contain renewal options that may be exercised, and some of our leases include options to terminate the leases within one year.

We have recognized a right-of-use asset for both operating and finance leases, and a corresponding lease liability that represents the present value of our obligation to make payments over the lease term.

FRONTIER COMMUNICATIONS PARENT, INC., AND SUBSIDIARIES
Notes to Consolidated Financial Statements

The components of lease cost are as follows:

	Successor			Predecessor
	For the year ended December 31, 2023	For the year ended December 31, 2022	For the eight months ended December 31, 2021	For the four months ended April 30, 2021
(\$ in millions)				
Lease cost:				
Finance lease cost:				
Amortization of right-of-use assets	\$ 25	\$ 19	\$ 13	\$ 7
Interest on lease liabilities	16	9	6	4
Finance lease cost	41	28	19	11
Operating lease cost ⁽¹⁾	61	62	38	19
Sublease income	(15)	(12)	(11)	(4)
Total lease cost	<u>\$ 87</u>	<u>\$ 78</u>	<u>\$ 46</u>	<u>\$ 26</u>

- (1) Includes short-term lease costs of \$2 million for the year ended December 31, 2023, \$3 million for the year ended December 31, 2022, \$1 million for the four months ended April 30, 2021, and \$2 million for the eight months ended December 31, 2022. Includes variable lease costs of \$5 million for the year ended December 31, 2023, \$5 million for the year ended December 31, 2022, \$2 million for the four months ended April 30, 2021, and \$4 million for the eight months ended December 31, 2021.

Supplemental balance sheet information related to leases is as follows:

(\$ in millions)	December 31, 2023	December 31, 2022
Operating right-of-use assets	\$ 181(1)	\$ 187(1)
Finance right-of-use assets	\$ 179(2)	\$ 121(2)
Operating lease liabilities	\$ 195(3)	\$ 213(3)
Finance lease liabilities	\$ 209(4)	\$ 133(4)
Operating leases:		
Weighted-average remaining lease term	7.72 years	8.42 years
Weighted-average discount rate	5.92%	5.87%
Finance leases:		
Weighted-average remaining lease term	10.72 years	12.81 years
Weighted-average discount rate	7.18%	8.53%

- (1) Operating ROU assets are included in Other assets on our consolidated balance sheet.
- (2) Finance ROU assets are included in Property, plant, and equipment on our December 31, 2023 consolidated balance sheets.
- (3) This amount represents \$41 million and \$154 million, and \$42 million and \$171 million, included in other current liabilities and other liabilities, respectively, on our December 31, 2023 and 2022 consolidated balance sheets.
- (4) This amount represents \$28 million and \$181 million, and \$18 million and \$115 million, included in other current liabilities and other liabilities, respectively, on our December 31, 2023 and 2022 consolidated balance sheets.

FRONTIER COMMUNICATIONS PARENT, INC., AND SUBSIDIARIES
Notes to Consolidated Financial Statements

Supplemental cash flow information related to leases is as follows:

(\$ in millions)	Successor			Predecessor
	For the year ended December 31, 2023	For the year ended December 31, 2022	For the eight months ended December 31, 2021	For the four months ended April 30, 2021
Cash paid for amount included in the measurement of lease liabilities, net of amounts received as revenue:				
Operating cash flows provided by				
operating leases	\$ 62	\$ 63	\$ 63	\$ 21
Operating cash flows used by operating leases	\$ (61)	\$ (62)	\$ (38)	\$ (14)
Operating cash flows used by finance leases	\$ (15)	\$ (9)	\$ (6)	\$ (5)
Financing cash flows used by finance leases	\$ (25)	\$ (19)	\$ (13)	\$ (7)
Right-of-use assets obtained in exchange for lease liabilities:				
Operating leases	\$ 36	\$ 44	\$ 10	\$ 8
Finance leases	\$ 60	\$ 4	\$ 25	\$ -

Lessee

For lessee agreements, we elected to apply the short-term lease recognition exemption for all leases that qualify and as such, does not recognize assets or liabilities for leases with terms of less than twelve months, including existing leases at transition. We elected not to separate lease and non-lease components.

We have operating and finance leases for administrative and network properties, vehicles, and certain equipment. Our leases have remaining lease terms of 1 year to 83 years, some of which include options to extend the leases, and some of which include options to terminate the leases within 1 year.

The following represents a maturity analysis for our operating and finance lease liabilities as of December 31, 2023:

(\$ in millions)	Successor	
	Operating Leases	Finance Leases
Future maturities:		
2024	\$ 38	\$ 37
2025	35	34
2026	32	32
2027	27	27
2028	24	21
Thereafter	60	111
Total lease payments	216	262
Less: imputed interest	(21)	(53)
Present value of lease liabilities	\$ 195	\$ 209

Lessor

We are the lessor for operating leases of towers, datacenters, corporate offices, and certain equipment. Our leases have remaining lease terms of 1 year to 62 years, some of which include options to extend the leases, and some of which include options to terminate the leases within 1 year. None of these leases include options for our lessees to purchase the underlying asset.

A significant number of our service contracts with our customers include equipment rentals. We have elected to apply the practical expedient to account for those associated equipment rentals and services as a single, combined component. We have evaluated the service component to be 'predominant' in these contracts and have accounted for the combined component as a single performance obligation under ASC 606.

We, as a lessor, recognized revenue of \$62 million for the year ended December 31, 2023, \$63 million for the year ended December 31, 2022, \$21 million for the four months ended April 30, 2021, \$42 million for the eight months ended December 31, 2021.

FRONTIER COMMUNICATIONS PARENT, INC., AND SUBSIDIARIES
Notes to Consolidated Financial Statements

The following represents a maturity analysis for our future operating lease payments from customers as of December 31, 2023:

	Successor
	Operating Lease Payments
<i>(\$ in millions)</i>	
Future maturities of lease payments from customers:	
2024	\$ 4
2025	4
2026	4
2027	4
2028	3
Thereafter	2
Total lease payments from customers	<u>\$ 21</u>

(12) Investment and Other Income (Loss), Net:

The components of investment and other income (loss), net are as follows:

	Successor			Predecessor
	For the year ended December 31, 2023	For the year ended December 31, 2022	For the eight months ended December 31, 2021	For the four months ended April 30, 2021
<i>(\$ in millions)</i>				
Interest and dividend income	\$ 87	\$ 42	\$ 1	\$ -
Pension benefit	19	75	52	6
OPEB costs	(9)	(18)	(50)	(4)
OPEB remeasurement (loss) gain	(3)	248	-	-
Pension remeasurement gain	202	218	-	-
All other, net	(18)	(11)	(8)	(1)
Total investment and other income (loss), net	<u>\$ 278</u>	<u>\$ 554</u>	<u>\$ (5)</u>	<u>\$ 1</u>

During 2023, we amended the medical coverage for certain postretirement benefit plans, which resulted in remeasurement losses of \$3 million, primarily due to discount rate changes. For the pension plan, we had a remeasurement gain of \$202 million, primarily due to strong investment performance during 2023.

During 2022, we recorded an actuarial gain of \$248 million as a result of remeasurements due to amendments in the medical coverage for certain postretirement benefit plans, discount rate changes, as well as regular period end remeasurements. As a result of pension settlement charges incurred during 2023, we had a remeasurement gain of \$218 million, which included period end remeasurement. Refer to Note 19 for further details.

Pension and OPEB benefit (cost) consists of interest costs, expected return on plan assets, amortization of prior service (costs) and recognition of actuarial (gain) loss. Service cost components of pension and OPEB benefit costs are included in "Selling, general, and administrative expenses" on our consolidated statements of income.

(13) Capital Stock:

Our authorized capital stock consists of 1,750 million shares of common stock, par value \$0.01 per share and 50 million shares of preferred stock, par value \$0.01 per share. As of December 31, 2023, approximately 246 million shares of common stock were issued and outstanding and no shares of preferred stock were issued and outstanding.

FRONTIER COMMUNICATIONS PARENT, INC., AND SUBSIDIARIES
Notes to Consolidated Financial Statements

(14) Stock Plans:

Upon emergence the Frontier Communications Parent, Inc. 2021 Management Incentive Plan (the “2021 Incentive Plan”) was approved and adopted by the Board. The 2021 Incentive Plan permits stock-based awards to be made to employees, directors, or consultants of the Company or its affiliates, as determined by the Compensation and Human Capital Committee of the Board. Under the 2021 Incentive Plan, 15,600,000 shares of common stock have been reserved for issuance. As of December 31, 2023, approximately 4,309,000 shares were available to grant under the Emergence LTI Program.

Successor Plans - The 2021 Incentive Plan

Restricted Stock Units

The following summary presents information regarding unvested restricted stock under the 2021 Incentive Plan:

2021 Incentive Plan			
	Number of Shares (in thousands)	Weighted Average Grant Date Fair Value (per share)	Aggregate Fair Value (in millions)
Balance at April 30, 2021	-	\$	\$ -
Restricted stock granted	2,578	\$ 28.66	\$ 75
Restricted stock vested	(21)	\$ 28.44	\$ -
Restricted stock forfeited	(74)	\$ 28.52	
Balance at January 1, 2022	2,483	\$ 28.67	\$ 72
Restricted stock granted	1,104	\$ 25.80	\$ 28
Restricted stock vested	(892)	\$ 25.81	\$ (23)
Restricted stock forfeited	(181)	\$ 25.88	
Balance at December 31, 2022	2,514	\$ 25.78	\$ 64
Restricted stock granted	1,373	\$ 23.11	\$ 35
Restricted stock vested	(1,225)	\$ 25.77	\$ (31)
Restricted stock forfeited	(194)	\$ 24.97	
Balance at December 31, 2023	2,468	\$ 24.37	\$ 63

For purposes of determining compensation expense, the fair value of each restricted stock grant is estimated based on the closing price of our common stock on the date of grant. The non-vested restricted stock units granted in 2022 and 2023 generally vest, and are expensed, on a ratable basis over three years from the grant date of the award. Total remaining unrecognized compensation cost associated with unvested restricted stock awards that is deferred at December 31, 2023 was \$36 million and the weighted average vesting period over which this cost is expected to be recognized is approximately 1 year.

None of the restricted stock awards may be sold, assigned, pledged, or otherwise transferred, voluntarily or involuntarily, by the employees until the restrictions lapse, subject to limited exceptions. The restrictions are time-based. Compensation expense, recognized in “Selling, general, and administrative expenses”, of \$38 million and \$34 million, for the years ended December 31, 2023, and 2022, respectively, has been recorded in connection with restricted stock.

Performance Stock Units

Under the 2021 Incentive Plan, a target number of performance units (“PSU”) are awarded to each participant with respect to the three year performance period (the “Measurement Period”). The performance metrics under the 2021 PSU awards consist of targets for (1) Adjusted Fiber EBITDA, (2) Fiber Locations Constructed and (3) Expansion Fiber Penetration. In addition, there is an overall relative total shareholder return (TSR)” modifier, which is based on our total return to stockholders over the Measurement Period relative to the S&P 400 Mid Cap Index. Each performance metric is weighted 33.3%, and targets for each metric are set for each of the three years during the Measurement Period. Achievement of the metrics will be measured separately, and the number of awards earned will be determined based on actual performance relative to the targets of each performance metric, plus the effect of the TSR modifier. Achievement is measured on a cumulative basis for each performance metric individually at the end of the three year Measurement Period. The payout of the 2021 PSUs can range from 0% to a maximum award payout of 300% of the target units. The payout of the 2022 PSUs can range from 0% to a maximum award payout of 200% of the target units. The payout of the 2023 PSUs can range from 0% to a maximum award payout of 200% of the target units.

The number of PSU awards earned at the end of the Measurement Period may be more or less than the number of target PSUs granted as a result of performance. An executive must maintain a satisfactory performance rating during the Measurement Period and, except for limited circumstances, must be employed by Frontier upon determination in order for the award to vest. The Compensation and Human Capital Committee will determine the number of shares earned for the Measurement Period in

FRONTIER COMMUNICATIONS PARENT, INC., AND SUBSIDIARIES
Notes to Consolidated Financial Statements

the first quarter of the year following the end of the Measurement Period. PSUs awards, to the extent earned, will be paid out in the form of common stock on a one-for-one basis.

Under ASC 718, Stock Based Compensation Expense, a grant date, and the fair value of a performance award are determined once the targets are finalized. For the 2021, 2022 and 2023 PSU awards, targets for all of the metrics have been fully set for each performance period and the related expense will be amortized over the appropriate performance period.

The following summary presents information regarding performance shares and changes during the period with regard to performance shares awarded under the 2021 Incentive Plan:

2021 Incentive Plan

	Number of Shares (in thousands)		Weighted Average Award Date Fair Value (per share) ⁽¹⁾
Balance at April 30, 2021	-	\$	-
Target performance shares awarded, net	3,157	\$	25.62 ⁽²⁾
Target performance shares forfeited	(13)	\$	25.61
Balance at January 1, 2022	3,144	\$	25.62
Target performance shares awarded, net	388	\$	25.66 ⁽³⁾
Target performance shares forfeited	(47)		
Balance at December 31, 2022	3,485	\$	25.62
Target performance shares awarded, net	1,040	\$	24.36
Target performance shares forfeited	(38)		
Balance at December 31, 2023	4,487	\$	25.33

⁽¹⁾ Represents the weighted average of the closing price of our stock on the date of the awards.

⁽²⁾ Approximately 1.1 million shares included in this award were granted in 2021 with a grant date fair value of \$30.85 per share. Approximately 2.1 million shares were granted in 2022 with a grant date fair value price of \$27.22 per share.

⁽³⁾ Approximately 0.2 million shares included in this award were granted in 2022 with a grant date fair value of \$26.81 per share. Approximately 0.2 million shares have been granted as of December 31, 2023 with a grant date fair value of \$23.95 per share.

For purposes of determining compensation expense, the fair value of each performance share grant is estimated based on the closing price of a share of our common stock on the date of the grant, adjusted to reflect the fair value of the relative TSR modifier. In 2023 and 2022, we recognized net compensation expense, reflected in "Selling, general, and administrative expenses," of \$69 million and \$47 million, respectively related PSU awards.

Non-Employee Director Equity Compensation

Non-employee directors receive \$250,000 of annual core compensation which includes \$150,000 of RSUs granted annually. In both 2023 and 2022, we recognized \$1 million in stock-based compensation expense related to non-employee director units.

In 2021, non-employee directors received an initial emergence RSU grant valued at \$300,000. In addition, Board committee chairs receive retainers for their committee service in the form of RSUs. In 2021, we recognized \$1 million in stock-based compensation expense related to non-employee director units.

Predecessor Plans - 2017 Equity Incentive Plan

Under the 2017 EIP, awards of our common stock were granted to eligible employees in the form of incentive stock options, non-qualified stock options, SARs, restricted stock, performance shares or other stock-based awards. No awards were granted more than 10 years after the effective date (May 10, 2017) of the 2017 EIP plan. The exercise price of stock options and SARs under the EIPs generally were equal to or greater than the fair market value of the underlying common stock on the date of grant. Stock options were not ordinarily exercisable on the date of grant but vested over a period of time (generally four years). Under the terms of the EIPs, subsequent stock dividends and stock splits had the effect of increasing the option shares outstanding, which correspondingly decreased the average exercise price of outstanding options.

FRONTIER COMMUNICATIONS PARENT, INC., AND SUBSIDIARIES
Notes to Consolidated Financial Statements

Restricted Stock

The following summary presents information regarding unvested restricted stock with regard to restricted stock under the 2017 EIP:

	Number of Shares (in thousands)	Weighted Average Grant Date Fair Value (per share)	Aggregate Fair Value (in millions)
Balance at December 31, 2020 (Predecessor)	304	\$	\$ -
Restricted stock granted	-	\$	\$ -
Restricted stock vested	(41)	\$ 8.23	\$ -
Restricted stock forfeited	(109)	\$ 8.23	\$ -
Balance at April 30, 2021 (Predecessor)	154	\$ 5.38	\$ -
Cancellation of restricted stock	(154)	\$ -	\$ -
Balance at April 30, 2021 (Predecessor)	-	\$ -	\$ -

Compensation expense was \$(1) million for the four months ended April 30, 2021.

(15) Income Taxes:

The following is a reconciliation of the provision for income taxes computed at the federal statutory rate to income taxes computed at the effective rates:

	Successor			Predecessor
	For the year ended ended December 31, 2023	For the year ended December 31, 2022	For the eight months ended December 31, 2021	For the four months ended April 30, 2021
Consolidated tax provision at federal statutory rate	21.0 %	21.0 %	21.0 %	21.0 %
State income tax provisions, net of federal income tax benefit	13.7	4.8	3.1	0.5
Tax reserve adjustment	-	0.6	0.1	-
Fresh start and reorganization adjustments	-	-	-	(24.9)
Changes in certain deferred tax balances	23.4	(0.5)	(8.2)	-
Nondeductible Executive Compensation under Sec. 162(m)	12.2	2.0	-	-
Sec. 162(f) nondeductible penalties	3.1	0.3	-	-
All other, net	1.9	(1.8)	1.2	0.3
Effective tax rate	<u>75.3 %</u>	<u>26.4 %</u>	<u>17.2 %</u>	<u>(3.1)%</u>

Under ASC 740 – 270, income tax expense for the four months ended April 30, 2021, is based on the actual year to date effective tax rate for the first four months of the year inclusive of the impact of the fresh start and reorganization adjustments. Income tax expense for the eight months ended December 31, 2022 is based on the actual year to date effective tax rate for the successor period.

Other Tax Items

As of December 31, 2023, \$8 million of expected income tax refunds are included in “Income taxes and other current assets” and \$13 million of expected income tax receivable are included in “other assets” in the consolidated balance sheet.

In 2023, we paid net zero federal and state income tax. In 2022, we paid net federal and state income tax totaling \$8 million. For the four months ended April 30, 2021 and the eight months ended December 31, 2021, we paid net federal and state income tax amounting to \$9 million and \$28 million, respectively.

The Company reviewed the requirements of the Corporate Alternative Minimum Tax under the Inflation Reduction Act and Notice 2023-7, and does not believe the Company is subject to this new tax.

FRONTIER COMMUNICATIONS PARENT, INC., AND SUBSIDIARIES
Notes to Consolidated Financial Statements

The components of the net deferred income tax liability (asset) are as follows:

<i>(\$ in millions)</i>	December 31, 2023	December 31, 2022
<u>Deferred income tax liabilities:</u>		
Property, plant, and equipment basis differences	\$ 1,342	\$ 1,059
Intangibles	184	178
Deferred revenue/expense	(8)	(7)
Other, net	45	47
	<u>\$ 1,563</u>	<u>\$ 1,277</u>
<u>Deferred income tax assets:</u>		
Pension liability	\$ 48	\$ 123
Tax operating loss carryforward	476	306
Employee benefits	83	91
Interest expense deduction limitation carryforward	260	112
Accrued expenses	80	80
Lease obligations	111	96
Tax credit	32	14
Allowance for doubtful accounts	11	13
Other, net	(1)	25
	<u>1,100</u>	<u>860</u>
Less: Valuation allowance	(180)	(141)
Net deferred income tax asset	<u>920</u>	<u>719</u>
Net deferred income tax liability	<u>\$ 643</u>	<u>\$ 558</u>

Our federal net operating loss carryforward as of December 31, 2023, is estimated at \$1.3 billion gross (tax effected \$272 million). Some of the federal loss carryforward will begin to expire between 2036 and 2037, with \$956 million gross (tax effected \$201 million) carrying forward indefinitely, unless otherwise used.

Our state tax operating loss carryforward as of December 31, 2023, is estimated at \$3.45 billion. A portion of our state loss carryforward will continue to expire annually through 2042, unless otherwise used.

Our federal research and development credit as of December 31, 2023, is estimated at \$10 million. The federal research and development credit will begin to expire after 2041, unless otherwise used.

Our various state credits as of December 31, 2023, are estimated at \$34 million. The state credits will begin to expire after 2024, unless otherwise used.

We considered positive and negative evidence in regard to evaluating certain deferred tax assets during 2023, including the development of recent years of pre-tax book losses. On the basis of this evaluation, a valuation allowance of \$228 million tax effected (\$180 million net of federal benefit) was recorded as of December 31, 2023.

This valuation allowance is related to state net operating losses, state tax credits, and the state impact from the federal limitation on interest expense deduction. In evaluating our ability to realize our deferred tax assets, management considers whether it is more likely than not that some or all of the deferred tax assets will not be realized. Management also considered the projected reversal of deferred tax liabilities in making this assessment. Based upon this assessment, management believes it is more likely than not we will realize the benefits of these deductible differences, net of valuation allowance.

The Inflation Reduction Act was signed into law on August 16, 2022. The law contains numerous changes to tax laws effective January 1, 2023. The Company evaluated the effects of the Inflation Reduction Act and does not believe there to be a material impact in 2023 or in the future.

FRONTIER COMMUNICATIONS PARENT, INC., AND SUBSIDIARIES
Notes to Consolidated Financial Statements

The provision (benefit) for federal and state income taxes, as well as the taxes charged or credited to equity of Frontier, includes amounts both payable currently and deferred for payment in future periods as indicated below:

(\$ in millions)	Successor			Predecessor
	For the year ended December 31, 2023	For the year ended December 31, 2022	For the eight months ended December 31, 2021	For the four months ended April 30, 2021
Income tax expense (benefit):				
Current:				
Federal	\$ -	\$ -	\$ -	\$ -
State	10	(7)	8	12
Total Current	<u>10</u>	<u>(7)</u>	<u>8</u>	<u>12</u>
Deferred:				
Federal	58	125	(84)	(116)
State	20	40	162	(32)
Total Deferred	<u>78</u>	<u>165</u>	<u>78</u>	<u>(148)</u>
Total income tax expense (benefit)	<u>88</u>	<u>158</u>	<u>86</u>	<u>(136)</u>
Income taxes charged (credited) to equity of Frontier:				
Deferred income taxes (benefits) arising from the recognition of additional pension/OPEB liability	6	8	19	-
Total income taxes charged (credited) to equity of Frontier	<u>-</u>	<u>-</u>	<u>-</u>	<u>-</u>
Total income tax expense (benefit)	<u>\$ 94</u>	<u>\$ 166</u>	<u>\$ 105</u>	<u>\$ (136)</u>

U.S. GAAP requires applying a “more likely than not” threshold to the recognition and derecognition of uncertain tax positions either taken or expected to be taken in our income tax returns. The total amount of our gross tax liability for tax positions that may not be sustained under a “more likely than not” threshold amounts to \$5 million as of December 31, 2023, including immaterial interest. The amount of our uncertain tax positions, for which it is reasonably possible that the total amounts of unrecognized tax benefits will significantly increase or decrease during the next twelve months, would not have a material impact on our effective tax rate as of December 31, 2023.

Our policy regarding the classification of interest and penalties is to include these amounts as a component of income tax expense. This treatment of interest and penalties is consistent with prior periods. We are subject to income tax examinations generally for the years 2018 forward for federal and 2016 forward for state filing jurisdictions. We also maintain uncertain tax positions in various state jurisdictions.

The following table sets forth the changes in our balance of unrecognized tax benefits:

(\$ in millions)	Successor			Predecessor
	December 31, 2023	December 31, 2022	December 31, 2021	April 30, 2021
Unrecognized tax benefits - beginning of period	\$ 5	\$ 1	\$ 1	\$ 16
Gross decreases - prior period tax positions	(1)	-	-	-
Gross increases (decrease) - current period tax positions	1	4	-	(15)
Unrecognized tax benefits - end of period	<u>\$ 5</u>	<u>\$ 5</u>	<u>\$ 1</u>	<u>\$ 1</u>

FRONTIER COMMUNICATIONS PARENT, INC., AND SUBSIDIARIES
Notes to Consolidated Financial Statements

(16) Net Income Per Common Share:

The reconciliation of the net income per common share calculation is as follows:

	Successor			Predecessor
(\$ in millions and shares in thousands, except per share amounts)	For the year ended December 31, 2023	For the year ended December 31, 2022	For the eight months ended December 31, 2021	For the four months ended April 30, 2021
<u>Net income used for</u>				
<u>basic and diluted earnings per share:</u>				
Net income attributable to Frontier common shareholders	\$ 29	\$ 441	\$ 414	\$ 4,541
Less: Dividends paid on unvested restricted stock awards	-	-	-	-
Total basic net income attributable to Frontier common shareholders	<u>\$ 29</u>	<u>\$ 441</u>	<u>\$ 414</u>	<u>\$ 4,541</u>
Effect of loss related to dilutive stock units	-	-	-	-
Total diluted net income attributable to Frontier common shareholders	<u>\$ 29</u>	<u>\$ 441</u>	<u>\$ 414</u>	<u>\$ 4,541</u>
<u>Basic earnings per share:</u>				
Total weighted average shares and unvested restricted stock awards outstanding - basic	245,517	244,781	244,405	104,799
Less: Weighted average unvested restricted stock awards	-	-	-	(215)
Total weighted average shares outstanding - basic	<u>245,517</u>	<u>244,781</u>	<u>244,405</u>	<u>104,584</u>
Basic net income per share attributable to Frontier common shareholders	<u>\$ 0.12</u>	<u>\$ 1.80</u>	<u>\$ 1.69</u>	<u>\$ 43.42</u>
<u>Diluted earnings per share:</u>				
Total weighted average shares outstanding - basic	245,517	244,781	244,405	104,584
Effect of dilutive units	2,330	-	1,480	340
Effect of dilutive restricted stock awards	612	499	-	-
Total weighted average shares outstanding - diluted	<u>248,459</u>	<u>245,280</u>	<u>245,885</u>	<u>104,924</u>
Diluted net income per share attributable to Frontier common shareholders	<u>\$ 0.12</u>	<u>\$ 1.80</u>	<u>\$ 1.68</u>	<u>\$ 43.28</u>

In calculating diluted net income per common share for the years ended December 31, 2023, 2022, and 2021 the effect of certain PSUs is excluded from the computation as the respective performance metrics have not been satisfied.

Stock Units

As of December 31, 2023, and 2022 there were no stock units outstanding. As of April 30, 2021, there were 339,544 stock units issued under Old Frontier director and employee compensation plans that were included in the diluted EPS calculation for the four months ended April 30, 2021 as the effect would be dilutive.

FRONTIER COMMUNICATIONS PARENT, INC., AND SUBSIDIARIES
Notes to Consolidated Financial Statements

(17) Comprehensive Income:

Comprehensive income consists of net income (loss) and other gains and losses affecting shareholders' equity (deficit) and pension/postretirement benefit (OPEB) liabilities that, under GAAP, are excluded from net income (loss).

The components of accumulated other comprehensive income, net of tax, are as follows:

<u>(\$ in millions)</u>	<u>Pension Costs</u>	<u>OPEB Costs</u>	<u>Total</u>
Balance at December 31, 2020 (Predecessor) ⁽¹⁾	\$ (699)	\$ (56)	\$ (755)
Other comprehensive income before reclassifications	270	74	344
Amounts reclassified from accumulated other comprehensive loss to net loss	19	(4)	15
Net current-period other comprehensive income	289	70	359
Cancellation of Predecessor equity	(410)	14	(396)
Balance at April 30, 2021 (Predecessor) ⁽¹⁾	-	-	-
Balance at April 30, 2021 (Successor) ⁽¹⁾	\$ -	\$ -	\$ -
Other comprehensive income before reclassifications	-	64	64
Amounts reclassified from accumulated other comprehensive income to net loss	-	(4)	(4)
Net current-period other comprehensive income	-	60	60
Balance at December 31, 2021 (Successor) ⁽¹⁾	\$ -	\$ 60	\$ 60
Other comprehensive income before reclassifications	-	30	30
Amounts reclassified from accumulated other comprehensive income to net income	-	(11)	(11)
Net current-period other comprehensive income	-	19	19
Balance at December 31, 2022 (Successor) ⁽¹⁾	\$ -	\$ 79	\$ 79
Other comprehensive income before reclassifications	-	34	34
Amounts reclassified from accumulated other comprehensive income to net income	-	(17)	(17)
Net current-period other comprehensive income	-	17	17
Balance at December 31, 2023 (Successor) ⁽¹⁾	\$ -	\$ 96	\$ 96

⁽¹⁾ Pension and OPEB amounts are net of deferred tax balances of \$29 million, \$23 million, \$15 million, and \$234 million as of December 31, 2023, 2022, 2021, and 2020, respectively.

FRONTIER COMMUNICATIONS PARENT, INC., AND SUBSIDIARIES
Notes to Consolidated Financial Statements

The significant items reclassified from each component of accumulated other comprehensive loss are as follows:

Details about Accumulated Other Comprehensive Loss Components (\$ in millions)	Amount Reclassified from Accumulated Other Comprehensive Loss ⁽¹⁾				
	Successor			Predecessor	Affected line item in the statement where net income (loss) is presented
	For the year ended December 31, 2023	For the year ended December 31, 2022	For the eight months ended December 31, 2021	For the four months ended April 30, 2021	
Amortization of Pension Cost Items ⁽²⁾					
Reclassifications of actuarial losses, pretax	\$ -	\$ -	\$ -	\$ (24)	Loss before income taxes
Tax impact	-	-	-	5	Income tax benefit
Reclassifications, net of tax	\$ -	\$ -	\$ -	\$ (19)	Net loss
Amortization of OPEB Cost Items ⁽²⁾					
Prior-service credits (costs)	\$ 22	\$ 13	\$ 5	\$ 10	
Actuarial gains (losses)	-	-	-	(5)	
Reclassifications, pretax	22	13	5	5	Income before income taxes
Tax impact	(5)	(2)	(1)	(1)	Income tax expense
Reclassifications, net of tax	\$ 17	\$ 11	\$ 4	\$ 4	Net gain

(1) Amounts in parentheses indicate losses.

(2) These accumulated other comprehensive loss components are included in the computation of net periodic pension and OPEB costs (see Note 19 - Retirement Plans for additional details).

(18) Segment Information:

Our operations are assessed and managed by our CEO, our chief operating decision maker, on a consolidated basis. The CEO assesses performance and allocates resources based on the consolidated results of operations. Under this organizational and reporting structure, we have one operating and one reportable segment. We provide both regulated and unregulated voice, data and video services to consumer and business customers and is typically the incumbent voice services provider in our service areas.

(19) Retirement Plans:

We sponsor a noncontributory defined benefit pension plan covering a significant number of our former and current employees and other postretirement benefit plans that provide medical, dental, life insurance and other benefits for covered retired employees and their beneficiaries and covered dependents. The pension plan and postretirement benefit plans are closed to the majority of our newly hired employees. The benefits are based on years of service and final average pay or career average pay. Contributions are made in amounts sufficient to meet ERISA funding requirements while considering tax deductibility. Plan assets are invested in a diversified portfolio of equity and fixed-income securities and alternative investments.

The accounting results for pension and other postretirement benefit costs and obligations are dependent upon various actuarial assumptions applied in the determination of such amounts. These actuarial assumptions include the following: discount rates, expected long-term rate of return on plan assets, future compensation increases, employee turnover, healthcare cost trend rates, expected retirement age, optional form of benefit and mortality. We review these assumptions for changes annually with our independent actuaries. We consider our discount rate and expected long-term rate of return on plan assets to be our most critical assumptions.

The discount rate is used to value, on a present value basis, our pension and other postretirement benefit obligations as of the balance sheet date. The same rate is also used in the interest cost component of the pension and postretirement benefit cost determination for the following year. The measurement date used in the selection of our discount rate is the balance sheet date. Our discount rate assumption is determined annually with assistance from our independent actuaries based on the pattern of expected future benefit payments and the prevailing rates available on long-term, high quality corporate bonds that approximate the benefit obligation.

As of December 31, 2023, 2022 and 2021, we utilized an estimation technique that is based upon a settlement model (Bond:Link) that permits us to closely match cash flows to the expected payments to participants. This rate can change from year-to-year based on market conditions that affect corporate bond yields.

FRONTIER COMMUNICATIONS PARENT, INC., AND SUBSIDIARIES
Notes to Consolidated Financial Statements

As a result of the technique described above, we are utilizing a discount rate of 5.20% as of December 31, 2023 for our qualified pension plan, compared to rates of 5.50% and 2.90% in 2022 and 2021, respectively. The discount rate for postretirement plans as of December 31, 2023 was 5.20% compared to 5.50% in 2022 and 3.00% in 2021.

The expected long-term rate of return on plan assets is applied in the determination of periodic pension and postretirement benefit cost as a reduction in the computation of the expense. In developing the expected long-term rate of return assumption, we considered published surveys of expected market returns, 10 and 20 year actual returns of various major indices, and our own historical 5 year, 10 year and 20 year investment returns. The expected long-term rate of return on plan assets is based on an asset allocation assumption of 35% in long-duration fixed income securities, and 65% in equity securities and other investments. We review our asset allocation at least annually and make changes when considered appropriate. Our pension asset investment allocation decisions are made by the Retirement Investment & Administration Committee (RIAC), a committee comprised of members of management, pursuant to a delegation of authority by the Board of Directors. Asset allocation decisions take into account expected market return assumptions of various asset classes as well as expected pension benefit payment streams. When analyzing anticipated benefit payments, management considers both the absolute amount of the payments as well as the timing of such payments. Our expected long-term rate of return on plan assets was 7.50% in 2023 and 2022. For 2024, we expect to assume a rate of return of 7.50%. Our pension plan assets are valued at fair value as of the measurement date. The measurement date used to determine pension and other postretirement benefit measures for the pension plan and the postretirement benefit plan is December 31.

During 2023, we capitalized \$18 million of pension and OPEB expense into the cost of our capital expenditures as the costs relate to our engineering and plant construction activities. During 2022, we capitalized \$21 million of pension and OPEB expense into the cost of our capital expenditures as the costs relate to our engineering and plant construction activities. During the four months of April 30, 2021, and the eight months ended December 31, 2021, we capitalized \$7 million and \$15 million, respectively, of pension and OPEB expense.

Pension Benefits

The following tables set forth the pension plan's projected benefit obligations, fair values of plan assets and the pension benefit liability recognized on our consolidated balance sheets at the end of each period, and the components of total pension benefit cost for each period:

<i>(\$ in millions)</i>	For the year ended December 31, 2023	For the year ended December 31, 2022
<u>Change in projected benefit obligation (PBO)</u>		
PBO at the beginning of the period	\$ 2,510	\$ 3,477
Service cost	51	69
Interest cost	129	106
Actuarial gain	(44)	(867)
Benefits paid	(204)	(75)
Settlements	-	(200)
PBO at the end of the period	<u>\$ 2,442</u>	<u>\$ 2,510</u>
<u>Change in plan assets</u>		
Fair value of plan assets at the beginning of the period	\$ 2,033	\$ 2,655
Actual return on plan assets	305	(523)
Employer contributions	134	176
Settlements	-	(200)
Benefits paid	(204)	(75)
Fair value of plan assets at the end of the period	<u>\$ 2,268</u>	<u>\$ 2,033</u>
Funded status	<u>\$ (174)</u>	<u>\$ (477)</u>
<u>Amounts recognized in the consolidated balance sheet</u>		
Pension and other postretirement benefits - current	<u>\$ -</u>	<u>\$ -</u>
Pension and other postretirement benefits - noncurrent	<u>\$ (174)</u>	<u>\$ (477)</u>
Accumulated other comprehensive loss	<u>\$ -</u>	<u>\$ -</u>

FRONTIER COMMUNICATIONS PARENT, INC., AND SUBSIDIARIES
Notes to Consolidated Financial Statements

(\$ in millions)	Successor			Predecessor
	For the year ended December 31, 2023	For the year ended December 31, 2022	For the eight months ended December 31, 2021	For the four months ended April 30, 2021
Components of total pension benefit cost (income)				
Service cost	\$ 51	\$ 69	\$ 53	\$ 32
Interest cost on projected benefit obligation	129	106	69	31
Expected return on plan assets	(148)	(181)	(127)	(61)
(Gain) / loss recognized	(202)	(218)	6	-
Amortization of unrecognized loss	-	-	-	24
Net periodic pension benefit cost (income)	(170)	(224)	1	26
Pension settlement costs	-	55	-	-
Total pension benefit cost (income)	<u>\$ (170)</u>	<u>\$ (169)</u>	<u>\$ 1</u>	<u>\$ 26</u>

The pension plan contains provisions that provide certain employees with the option of receiving a lump sum payment upon retirement. These payments are recorded as a settlement only if, in the aggregate, they exceed the sum of the annual service and interest costs for the Pension Plan's net periodic pension benefit cost.

During 2023, lump sum pension payments to terminated or retired individuals amounted to \$129 million. As we did not exceed the settlement threshold of \$180 million, we did not recognize any non-cash settlement charges for 2023.

During 2023, we had actuarial gains of \$44 million, driven by favorable lump sum conversion interest rates and cash balance interest crediting rates and updated census data to January 1, 2023, offset by a decrease of 30 basis points in the discount rate. Upon emergence from bankruptcy, Frontier revised its accounting policy to recognize actuarial gains and losses in the period in which they occur. As such, this gain was recorded in "Investment and other income, net" on our consolidated statements of income.

During 2022, lump sum pension settlement payments to terminated or retired individuals amounted to \$200 million, which exceeded the settlement threshold of \$175 million, and as a result, we recognized non-cash settlement charges totaling \$55 million during the period. During 2022, we had actuarial gains of \$867 million, driven by an increase of 260 basis points in the discount rate, favorable lump sum annuity conversion interest rates and cash balance interest crediting rates, and updated census data to January 1, 2022. Upon emergence from bankruptcy, Frontier revised its accounting policy to recognize actuarial gains and losses in the period in which they occur. As such, this gain was recorded in "Investment and other income, net" on our consolidated statements of income.

As part of fresh start accounting, we remeasured our net pension obligation as of April 30, 2021. In revaluing the pension benefit obligation, the assumed discount rate was 3.10% and the assumed rate of return on Plan assets was 7.50%. The discount rate increased compared to the 2.60% used in the December 31, 2020 valuation. This change as well as other changes in assumptions lead to a pension obligation decrease as a result of actuarial gains of \$328 million.

The largest contributors to the \$30 million actuarial loss from April 30, 2021 to December 31, 2021, were the decrease in the assumed discount rate from 3.10% to 2.90%.

FRONTIER COMMUNICATIONS PARENT, INC., AND SUBSIDIARIES
Notes to Consolidated Financial Statements

The plan's weighted average asset allocations at December 31, 2023 and 2022 by asset category are as follows:

	2023	2022
<u>Asset category:</u>		
Equity securities	49 %	58 %
Debt securities	40 %	30 %
Alternative and other investments	11 %	12 %
Total	100 %	100 %

The plan's expected benefit payments over the next 10 years are as follows:

<u>(\$ in millions)</u>	Amount
2024	\$ 238
2025	237
2026	232
2027	227
2028	226
2029-2033	1,049
Total	\$ 2,209

We made pension plan contributions of \$134 million and \$176 million, in 2023 and 2022, respectively.

In 2021, we elected the provisions of American Rescue Plan Act, or ARPA retroactive to the 2019 plan year, which resulted in 1) a shortfall amortization period change from 7 to 15 years with a fresh start for the existing shortfall, commencing in the 2019 plan year and 2) interest rate stabilization, commencing in the 2020 plan year. These elections resulted in the creation of a funding balance that we used to satisfy certain required contributions in 2021. As a result of these changes, our pension plan contributions in the fiscal year 2021 were \$42 million.

Assumptions used in the computation of annual pension costs and valuation of the beginning/end of period obligations were as follows:

	12/31/2023	12/31/2022	12/31/2021	4/30/2021
Discount rate - used at period end to value obligation	5.20 %	5.50 %	2.90 %	3.10 %
Discount rate - used at beginning of period to compute annual cost	5.50 %	2.90 %	3.10 %	2.60 %
Expected long-term rate of return on plan assets	7.50 %	7.50 %	7.50 %	7.50 %
Rate of increase in compensation levels	3.00 %	3.00 %	2.00 %	2.00 %

FRONTIER COMMUNICATIONS PARENT, INC., AND SUBSIDIARIES
Notes to Consolidated Financial Statements

Postretirement Benefits Other Than Pensions - "OPEB"

The following tables set forth the OPEB plans' benefit obligations, fair values of plan assets and the postretirement benefit liability recognized on our consolidated balance sheets as of December 31, 2023 and 2022 and the components of total postretirement benefit cost for the years ended December 31, 2023, 2022 and 2021.

<i>(\$ in millions)</i>	For the year ended December 31, 2023	For the year ended December 31, 2022
<u>Change in benefit obligation</u>		
Benefit obligation at the beginning of the period	\$ 606	\$ 897
Service cost	8	13
Interest cost	31	31
Plan amendments	(45)	(41)
Plan participants' contributions	11	10
Actuarial (gain) loss	3	(248)
Benefits paid	(53)	(56)
Benefit obligation at the end of the period	<u>\$ 561</u>	<u>\$ 606</u>
<u>Change in plan assets</u>		
Fair value of plan assets at the beginning of the period	\$ -	\$ -
Plan participants' contributions	11	10
Employer contribution	42	46
Benefits paid	(53)	(56)
Fair value of the plan assets at end of the period	<u>\$ -</u>	<u>\$ -</u>
Funded status	<u>\$ (561)</u>	<u>\$ (606)</u>
<u>Amounts recognized in the consolidated balance sheet</u>		
Pension and other postretirement benefits - current	<u>\$ (38)</u>	<u>\$ (39)</u>
Pension and other postretirement benefits - noncurrent	<u>\$ (523)</u>	<u>\$ (567)</u>
Accumulated other comprehensive gain	<u>\$ (125)</u>	<u>\$ (102)</u>

<i>(\$ in millions)</i>	<u>Successor</u>			<u>Predecessor</u>
	For the year ended December 31, 2023	For the year ended December 31, 2022	For the eight months ended December 31, 2021	For the four months ended April 30, 2021
<u>Components of total postretirement benefit cost / (income)</u>				
Service cost	\$ 8	\$ 13	\$ 11	\$ 7
Interest cost on projected benefit obligation	31	31	18	9
Amortization of prior service credit	(22)	(13)	(5)	(10)
(Gain) loss recognized	3	(248)	37	-
Amortization of unrecognized (gain) loss	-	-	-	5
Net periodic postretirement benefit cost / (income)	<u>20</u>	<u>(217)</u>	<u>61</u>	<u>11</u>
Gain on disposal, net	-	-	-	-
Total postretirement benefit cost / (income)	<u>\$ 20</u>	<u>\$ (217)</u>	<u>\$ 61</u>	<u>\$ 11</u>

FRONTIER COMMUNICATIONS PARENT, INC., AND SUBSIDIARIES
Notes to Consolidated Financial Statements

During 2023, we amended the medical coverage for certain postretirement benefit plans, which necessitated remeasurements of our OPEB obligations. These remeasurements along with the period end remeasurement resulted in the recognition of a net actuarial loss of \$3 million, which was driven primarily from a higher assumed discount rate relative to the previous measurement dates, offset by updated census data to January 1, 2023.. Upon emergence from bankruptcy, we revised our accounting policy to recognize actuarial gains and losses in the period in which they occur. As such, this loss was recorded in "Investment and other income, net" on our consolidated statements of income. The remeasurements of our OPEB obligations during 2023 due to the amendments to the medical coverage for certain postretirement benefit plans also resulted in remeasurement of prior service credits of \$45 million which were deferred in Accumulated comprehensive income as December 31, 2023.

During 2022, we amended the medical coverage for certain postretirement benefit plans, which necessitated remeasurements of our OPEB obligations. These remeasurements along with the period end remeasurement resulted in the recognition of a net actuarial gain of \$248 million, which was driven primarily from a higher assumed discount rate relative to the previous measurement dates. Upon emergence from bankruptcy, we revised our accounting policy to recognize actuarial gains and losses in the period in which they occur. As such, this gain was recorded in "Investment and other income, net" on our consolidated statements of income. The remeasurements of our OPEB obligations during 2022 due to the amendments to the medical coverage for certain postretirement benefit plans also resulted in remeasurement of prior service credits of \$40 million which were deferred in Accumulated comprehensive income as December 31, 2022.

As part of the fresh start accounting, we remeasured our net OPEB obligation as of April 30, 2021, resulting in actuarial gains of \$99 million primarily driven by an increase in the discount rates used to measure our OPEB plans reduction when compared to December 31, 2020. The decrease in the discount rate from April 30, 2021 to December 31, 2021 primarily resulted in the actuarial loss of \$37 million at December 31, 2021. During the eight months ended December 31, 2021, we amended the medical coverage for certain postretirement benefit plans, which resulted in remeasurements of our other postretirement benefit obligation and prior service credits of \$79 million which were deferred in Accumulated comprehensive income as December 31, 2021.

Assumptions used in the computation of annual OPEB costs and valuation of the beginning/end of period OPEB obligations were as follows:

	12/31/2023	12/31/2022	12/31/2021	4/30/2021
Discount rate - used at period end to value obligation	5.20%	5.50%	3.00%	3.30%
Discount rate - used to compute annual cost	5.00% - 6.40%	3.00% - 5.60%	2.80% - 3.30%	2.60% - 2.80%

The OPEB plan's expected benefit payments over the next 10 years are as follows:

(\$ in millions)	Gross Benefit	Medicare Part D Subsidy	Total
2024	\$ 39	\$ -	\$ 39
2025	40	-	40
2026	42	-	42
2027	43	-	43
2028	45	-	45
2029-2033	238	-	238
Total	<u>\$ 447</u>	<u>\$ -</u>	<u>\$ 447</u>

For purposes of measuring year-end benefit obligations, we used, depending on medical plan coverage for different retiree groups, a 6.75% annual rate of increase in the per-capita cost of covered medical benefits, gradually decreasing to 4.75% in the year 2032 and remaining at that level thereafter.

FRONTIER COMMUNICATIONS PARENT, INC., AND SUBSIDIARIES
Notes to Consolidated Financial Statements

The amounts in accumulated other comprehensive (income) loss before tax that have not yet been recognized as components of net periodic benefit cost at December 31, 2023 and 2022 are as follows:

	OPEB	
(\$ in millions)	2023	2022
Prior service credit	\$ (125)	\$ (102)

The amounts recognized as a component of accumulated other comprehensive loss for the years ended December 31, 2023 and 2022 are as follows:

OPEB (\$ in millions)	For the year ended December 31, 2023	For the year ended December 31, 2022
Accumulated other comprehensive gain at the beginning of the period	\$ (102)	\$ (75)
Prior service credit amortized during the period	22	13
Prior service credit occurring during the period	(45)	(40)
Net amount recognized in comprehensive loss for the period	(23)	(27)
Accumulated other comprehensive gain at end of the period	\$ (125)	\$ (102)

401(k) Savings Plans

We sponsor employee retirement savings plans under section 401(k) of the Internal Revenue Code. The plans cover substantially all full-time employees. Under certain plans, we provide matching contributions. Employer contributions were \$37 million in 2023, \$38 million in 2022, \$14 million for the four months ended April 30, 2021 and \$25 million for the eight months ended December 31, 2021, respectively.

(20) Fair Value of Financial Instruments:

Fair value is defined under GAAP as the exit price associated with the sale of an asset or transfer of a liability in an orderly transaction between market participants at the measurement date. Valuation techniques used to measure fair value under GAAP must maximize the use of observable inputs and minimize the use of unobservable inputs. In addition, GAAP establishes a three-tier fair value hierarchy, which prioritizes the inputs used in measuring fair value.

The three input levels in the hierarchy of fair value measurements are defined by the FASB generally as follows:

<u>Input Level</u>	<u>Description of Input</u>
Level 1	Observable inputs such as quoted prices in active markets for identical assets.
Level 2	Inputs other than quoted prices in active markets that are either directly or indirectly observable.
Level 3	Unobservable inputs in which little or no market data exists.

FRONTIER COMMUNICATIONS PARENT, INC., AND SUBSIDIARIES
Notes to Consolidated Financial Statements

The following tables represent our pension plan assets measured at fair value on a recurring basis as of December 31, 2023 and 2022:

(\$ in millions)	Fair Value Measurements at December 31, 2023			
	Total	Level 1	Level 2	Level 3
Cash and Cash Equivalents	\$ 128	\$ 128	\$ -	\$ -
Government Obligations	300	-	300	-
Corporate and Other Obligations	160	-	160	-
Equities	90	90	-	-
Interest in Limited Partnerships and Limited Liability Companies	162	-	-	162
Commingled Funds	1,310	-	1,310	-
Total investments at fair value	<u>\$ 2,150</u>	<u>\$ 218</u>	<u>\$ 1,770</u>	<u>\$ 162</u>
Interest in Registered Investment Companies ⁽¹⁾	54	-	-	-
Interest in Limited Partnerships and Limited Liability Companies ⁽¹⁾	81	-	-	-
Interest and Dividend Receivable	5	-	-	-
Due from Broker for Securities Sold	11	-	-	-
Value of Funds Held in Insurance Co.	5	-	-	-
Due to Broker for Securities Purchased	(38)	-	-	-
Total Plan Assets, at Fair Value	<u>\$ 2,268</u>			

(\$ in millions)	Fair Value Measurements at December 31, 2022			
	Total	Level 1	Level 2	Level 3
Cash and Cash Equivalents	\$ 67	\$ 67	\$ -	\$ -
Government Obligations	62	-	62	-
Corporate and Other Obligations	289	-	289	-
Equities	136	136	-	-
Interest in Registered Investment Companies ⁽¹⁾	48	48	-	-
Interest in Limited Partnerships and Limited Liability Companies	156	-	-	156
Total investments at fair value	<u>\$ 758</u>	<u>\$ 251</u>	<u>\$ 351</u>	<u>\$ 156</u>
Commingled Funds ⁽¹⁾	1,252	-	-	-
Interest and Dividend Receivable	4	-	-	-
Due from Broker for Securities Sold	54	-	-	-
Value of Funds Held in Insurance Co.	5	-	-	-
Due to Broker for Securities Purchased	(40)	-	-	-
Total Plan Assets, at Fair Value	<u>\$ 2,033</u>			

(1) In accordance with Subtopic 820-10, certain investments that are measured at fair value using the net asset value per share (or its equivalent) practical expedient have not been classified in the fair value hierarchy. These balances are intended to permit reconciliation of the fair value hierarchy to the plan asset amounts presented in Note 19 - Retirement Plans.

The tables below set forth a summary of changes in the fair value of the Plan's Level 3 assets for the years ended December 31, 2023 and 2022:

(\$ in millions)	Interest in Limited Partnerships and Limited Liability Companies	
	2023	2022
Balance at beginning of year	\$ 156	\$ 165
Realized gains	13	14
Unrealized gains	6	(9)
Purchases	-	-
Sales and distributions	(13)	(14)
Balance at end of year	<u>\$ 162</u>	<u>\$ 156</u>

FRONTIER COMMUNICATIONS PARENT, INC., AND SUBSIDIARIES
Notes to Consolidated Financial Statements

The following table provides further information regarding the redemption of the Plan's Level 3 investments as well as information related to significant unobservable inputs and the range of values for those inputs for the Plan's interest in certain limited partnerships and limited liability companies as of December 31, 2023:

(\$ in millions)	Fair Value	Liquidation Period	Capitalization Rate
Interest in Limited Partnerships and Limited Liability Companies ⁽²⁾			
426 E. Casino Road, LLC ⁽¹⁾	\$ 18	N/A	7.00%
100 Comm Drive, LLC ⁽¹⁾	10	N/A	8.25%
100 CTE Drive, LLC ⁽¹⁾	12	N/A	9.75%
6430 Oakbrook Parkway, LLC ⁽¹⁾	28	N/A	7.50%
8001 West Jefferson, LLC ⁽¹⁾	24	N/A	9.00%
1500 MacCorkle Ave SE, LLC ⁽¹⁾	14	N/A	9.25%
400 S. Pike Road West, LLC ⁽¹⁾	1	N/A	9.00%
601 N. US 131, LLC ⁽¹⁾	1	N/A	9.50%
9260 E. Stockton Blvd., LLC ⁽¹⁾	7	N/A	7.75%
120 E. Lime Street, LLC ⁽¹⁾	10	N/A	9.00%
610 N. Morgan Street, LLC ⁽¹⁾	37	N/A	8.50%
Total Interest in Limited Partnerships and Limited Liability Companies	<u>\$ 162</u>		

⁽¹⁾ The entity invests in commercial real estate properties that are leased to Frontier. The leases are triple net, whereby we are responsible for all expenses, including but not limited to, insurance, repairs and maintenance and payment of property taxes.

⁽²⁾ All Level 3 investments have the same redemption frequency (through the liquidation of underlying investments) and redemption notice period (none). The fair value of these properties is based on independent appraisals.

The following table summarizes the carrying amounts and estimated fair values for long-term debt at December 31, 2023 and 2022. For the other financial instruments including cash, short-term investments, accounts receivable, restricted cash, accounts payable and other current liabilities, the carrying amounts approximate fair value due to the relatively short maturities of those instruments.

The fair value of our long-term debt is estimated based upon quoted market prices at the reporting date for those financial instruments.

(\$ in millions)	2023		2022	
	Carrying Amount	Fair Value	Carrying Amount	Fair Value
Total debt	\$ 11,231	\$ 10,712	\$ 8,963	\$ 8,079

(21) Commitments and Contingencies:

Although from time to time we make short-term purchasing commitments to vendors with respect to capital expenditures, we generally do not enter into firm, written contracts for such activities. In connection with the fiber expansion build, we have prioritized diversifying our vendor base and solidifying partnership agreements with vendors for relevant labor and materials, to enable our build growth and customer expansion. Some of these key supplier agreements have multi-year terms and purchase commitments as we deem advisable in order to strengthen future supply.

In 2014, Citynet, a competitive local exchange carrier doing business in West Virginia, filed a qui tam action in federal court in the District Court for the Southern District of West Virginia against Frontier West Virginia, Inc. and others on behalf of the U.S. Government concerning billing practices relating to a government grant. The complaint became public in 2016 after the U.S. Government declined to participate in the case and instead allowed Citynet to pursue the claims on behalf of the U.S. On December 6, 2022, the parties reached a settlement in principle. On May 23, 2023, the parties finalized the terms of the settlement agreement to resolve the case in its entirety, the terms of which were made part of the public record and which requires a payment of approximately \$18 million.

In addition, we are party to various legal proceedings (including individual actions, class and putative class actions, and governmental investigations) arising in the normal course of our business covering a wide range of matters and types of

FRONTIER COMMUNICATIONS PARENT, INC., AND SUBSIDIARIES
Notes to Consolidated Financial Statements

claims including, but not limited to, general contract disputes, billing disputes, rights of access, taxes and surcharges, consumer protection, advertising, sales and the provision of services, intellectual property, including, trademark, copyright, and patent infringement, employment, regulatory, environmental, tort, claims of competitors and disputes with other carriers. Litigation is subject to uncertainty and the outcome of individual matters is not predictable. However, we believe that the ultimate resolution of all such matters, after considering insurance coverage or other indemnities to which we are entitled, will not have a material adverse effect on our financial position, results of operations, or cash flows.

Frontier has been named as a defendant in various intellectual property disputes. In each case, we have denied the allegations and are mounting a vigorous defense. We have accrued an amount for potential damages that we deem probable and reasonably estimable. We do not expect that any potential damages, if ultimately incurred, will be material.

In October 2013, the California Attorney General's Office notified certain Verizon companies, including one of the subsidiaries that we acquired in the CTF transaction, of potential violations of California state hazardous waste statutes primarily arising from the disposal of electronic components, batteries, and aerosol cans at certain California facilities. We are cooperating with this investigation. We have accrued an amount for potential penalties that we deem to be probable and reasonably estimable, and we do not expect that any potential penalties, if ultimately incurred, will be material.

We accrue an expense for pending litigation when we determine that an unfavorable outcome is probable, and the amount of the loss can be reasonably estimated. Legal defense costs are expensed as incurred. None of our existing accruals for pending matters, after considering insurance coverage, is material. We monitor our pending litigation for the purpose of adjusting our accruals and revising our disclosures accordingly, when required. Litigation is, however, subject to uncertainty, and the outcome of any particular matter is not predictable. We will vigorously defend our interests in pending litigation, and as of this date, we believe that the ultimate resolution of all such matters, after considering insurance coverage or other indemnities to which we are entitled, will not have a material adverse effect on our consolidated financial position, results of operations, or our cash flows.

In 2015, Frontier accepted the FCC's CAF Phase II offer, which provided \$313 million in annual support through 2021 in our current 25 states in return for the Company's commitment to make broadband available to households within the CAF II eligible areas. The Company was required to complete the CAF II deployment by December 31, 2021. Thereafter, the FCC has been reviewing carriers' CAF II program completion data, and if the FCC determines that the Company did not satisfy applicable FCC CAF Phase II requirements, Frontier could be required to return a portion of the funds previously received and may be subject to certain fines, requirements and obligations.

On January 30, 2020, the FCC adopted an order establishing the RDOF competitive reverse auction to provide support to serve high-cost areas. Under the FCC's RDOF Phase I auction, we were awarded approximately \$371 million over ten years to build gigabit-capable broadband over a fiber-to-the-premises network to approximately 127,000 locations in eight states (California, Connecticut, Florida, Illinois, New York, Pennsylvania, Texas, and West Virginia). We began receiving RDOF funding in the second quarter of 2022 and we will be required to complete the buildout to the awarded locations by December 31, 2028, with interim target milestones over this period. To the extent Frontier is unable to meet the milestones or construct to all locations by the required deadlines, Frontier could be required to return a portion of funds previously received and may be subject to certain fines, requirements and obligations.

The FCC currently classifies fixed consumer broadband services as information services, subject to light-touch regulation. In October 2023 the FCC released a notice of proposed rulemaking seeking to reclassify certain broadband services as lightly regulated telecommunications services imposing certain network neutrality requirements on the reclassified internet services. At this time, it remains uncertain whether the FCC will adopt these new network neutrality regulations and what impact that may have on Frontier's business.

On November 15, 2021, President Biden signed the Infrastructure Investment and Jobs Act (IIJA) into law. The legislation appropriated funding for the establishment of the Affordable Connectivity Program (ACP), and FCC-administered monthly, low-income broadband benefit program. The ACP provides qualified customers up to \$30 dollars per month (or \$75 dollars per month for those on Tribal lands) to assist with their internet bill. Frontier is a participating provider in the ACP program. Absent additional funding, at present pace, the ACP funds are projected by the FCC to exhaust in April of 2024.

We conduct certain of our operations in leased premises and lease certain equipment and other assets pursuant to operating leases. The lease arrangements have terms ranging from 1 to 99 years and several contain rent escalation clauses providing for increases in monthly rent at specific intervals. When rent escalation clauses exist, we record annual rental expense based on the total expected rent payments on a straight-line basis over the lease term. Certain leases also have renewal options. Renewal options that are reasonably assured are included in determining the lease term.

FRONTIER COMMUNICATIONS PARENT, INC., AND SUBSIDIARIES
Notes to Consolidated Financial Statements

As of December 31, 2023, we had total "Accounts payable and accrued liabilities" of \$1.1 billion, of which \$857 million is related to accounts payable. As of December 31, 2022, we had total "Accounts payable and accrued liabilities" of \$1.4 billion, of which \$1.2 billion is related to accounts payable.

We have negotiated favorable payment terms with some of our vendors that allow for a longer payment period than our normal customary terms (referred to as vendor financing), which are excluded from capital expenditures and reported as financing activities on the statement of cash flows. As of December 31, 2023, we had \$263 million of vendor financing liabilities included in "Other current liabilities" on our consolidated balance sheets, of which \$255 million is associated with capital expenditures. For the year ended December 31, 2023 we have made \$5 million in vendor financing payments, of which \$4 million is related to capital expenditures and \$1 million is related to operating expenses.

We are party to contracts with several unrelated long-distance carriers. The contracts provide fees based on traffic they carry for us subject to minimum monthly fees.

At December 31, 2023, the estimated future payments for obligations under our noncancelable long-distance contracts and joint pole and communications service agreements are as follows:

(\$ in millions)

	Amount
Year ending December 31:	
2024	\$ 204
2025	125
2026	2
2027	1
2028	-
Thereafter	-
Total	<u>\$ 332</u>

At December 31, 2023, we have outstanding performance letters of credit as follows:

(\$ in millions)

	Amount
CNA Financial Corporation (CNA)	\$ 29
AIG Insurance	28
Zurich	124
Total ⁽¹⁾	<u>\$ 181</u>

⁽¹⁾ At December 31, 2023, we had total letters of credit outstanding of \$358 million, of which, \$56 million was used for various Federal Communications Commission (FCC) rural deployment programs in which the Universal Service Administrative Company (USAC) provides funds to Frontier to support the construction of rural broadband connectivity, and \$6 million was used for rent obligations under our administrative office lease terms.

CNA serves as our insurance carrier with respect to casualty claims (auto liability, general liability, and workers' compensation) with dates of loss prior to June 1, 2017 (except for those claims which arise out of the operations acquired from CTF that have dates of loss prior to April 1, 2016). As our insurance carrier, they administer the casualty claims and make claim payments on our behalf. We reimburse CNA for such services upon presentation of their invoice. To serve as our carrier and make payments on our behalf, CNA requires that we establish a letter of credit in their favor. CNA could potentially draw against this if we failed to reimburse CNA in accordance with the terms of our agreement. The amount of the letter of credit is reviewed annually and adjusted based on claims history.

Zurich serves as our insurance carrier with respect to casualty claims (auto liability, general liability, and workers' compensation) with dates of loss from June 1, 2017 and going forward. As our insurance carrier, they administer the casualty claims and make claim payments on our behalf. We reimburse Zurich for such services upon presentation of their invoice. To serve as our carrier and make payments on our behalf, Zurich requires that we establish letters of credit in their favor. Zurich could potentially draw against these letters of credit if we failed to reimburse Zurich in accordance with the terms of our agreement. The amount of the letters of credit is reviewed annually and adjusted based on claims history.

FRONTIER COMMUNICATIONS PARENT, INC., AND SUBSIDIARIES
Notes to Consolidated Financial Statements

AIG Insurance serves as our insurance carrier with respect to casualty claims (auto liability, general liability, and workers' compensation) that were acquired from CTF, as well as new claims which arise out of the operations acquired from CTF that have dates of loss prior to April 1, 2016. Sedgwick, a third-party claims administrator, administers the casualty claims and makes claim payments on our behalf. We reimburse Sedgwick for such services upon presentation of their invoice. However, to serve as our insurance carrier, AIG Insurance requires that we establish a letter of credit in their favor. AIG Insurance could potentially draw against this letter of credit if we failed to meet the insurance-related and claims-related obligations we assumed in accordance with the terms of our agreement. The amount of the letter of credit is reviewed annually and adjusted based on claims history.

List of subsidiaries of Frontier Communications Parent, Inc.*

As of February 15, 2024

Entity Name	Domestic Jurisdiction
Citizens Capital Ventures Corp.	Delaware
Citizens Directory Services Company L.L.C.	Delaware
Citizens Louisiana Accounting Company	Delaware
Citizens Newcom Company	Delaware
Citizens Newtel, LLC	Delaware
Citizens Pennsylvania Company LLC	Delaware
Citizens SERP Administration Company	Delaware
Citizens Telecom Services Company L.L.C.	Delaware
Citizens Telecommunications Company of California Inc.	California
Citizens Telecommunications Company of Illinois	Illinois
Citizens Telecommunications Company of Minnesota, LLC	Delaware
Citizens Telecommunications Company of Nebraska	Delaware
Citizens Telecommunications Company of Nebraska LLC	Delaware
Citizens Telecommunications Company of Nevada	Nevada
Citizens Telecommunications Company of New York, Inc.	New York
Citizens Telecommunications Company of Tennessee L.L.C.	Delaware
Citizens Telecommunications Company of The White Mountains, Inc.	Delaware
Citizens Telecommunications Company of Utah	Delaware
Citizens Telecommunications Company of West Virginia	West Virginia
Citizens Utilities Capital L.P.	Delaware
Citizens Utilities Rural Company, Inc.	Delaware
Commonwealth Communication, LLC	Delaware
Commonwealth Telephone Company LLC	Pennsylvania
Commonwealth Telephone Enterprises LLC	Delaware
Commonwealth Telephone Management Services, Inc.	Pennsylvania
CTE Holdings, Inc.	Pennsylvania
CTE Services, Inc.	Pennsylvania
CTE Telecom, LLC	Pennsylvania
CTSI, LLC	Pennsylvania
CU Capital LLC	Delaware
CU Wireless Company LLC	Delaware
Electric Lightwave NY, LLC	Delaware
Evans Telephone Holdings, Inc.	Delaware
Fairmount Cellular LLC	Georgia
Frontier ABC LLC	Delaware
Frontier California Inc.	California

Frontier Communications - Midland, Inc.	Illinois
Frontier Communications - Prairie, Inc.	Illinois
Frontier Communications - Schuyler, Inc.	Illinois
Frontier Communications Corporate Services Inc.	Delaware
Frontier Communications Holdings, LLC	Delaware
Frontier Communications ILEC Holdings LLC	Delaware
Frontier Communications Intermediate, LLC	Delaware
Frontier Communications of America, Inc.	Delaware
Frontier Communications of Ausable Valley, Inc.	New York
Frontier Communications of Breezewood, LLC	Pennsylvania
Frontier Communications of Canton, LLC	Pennsylvania
Frontier Communications of Delaware, Inc.	Delaware
Frontier Communications of Depue, Inc.	Illinois
Frontier Communications of Georgia LLC	Georgia
Frontier Communications of Illinois, Inc.	Illinois
Frontier Communications of Indiana, LLC	Indiana
Frontier Communications of Iowa, LLC	Iowa
Frontier Communications of Lakeside, Inc.	Illinois
Frontier Communications of Lakewood, LLC	Pennsylvania
Frontier Communications of Michigan, Inc.	Michigan
Frontier Communications of Minnesota, Inc.	Minnesota
Frontier Communications of Mississippi LLC	Mississippi
Frontier Communications of Mt. Pulaski, Inc.	Illinois
Frontier Communications of New York, Inc.	New York
Frontier Communications of Orion, Inc.	Illinois
Frontier Communications of Oswayo River LLC	Pennsylvania
Frontier Communications of Pennsylvania, LLC	Pennsylvania
Frontier Communications of Rochester, Inc.	Delaware
Frontier Communications of Seneca-Gorham, Inc.	New York
Frontier Communications of Sylvan Lake, Inc.	New York
Frontier Communications of the Carolinas LLC	Delaware
Frontier Communications of The South, LLC	Alabama
Frontier Communications of The Southwest Inc.	Delaware
Frontier Communications of Thorntown, LLC	Indiana
Frontier Communications of Virginia, Inc.	Virginia
Frontier Communications of Wisconsin LLC	Wisconsin
Frontier Communications Online And Long Distance Inc.	Delaware
Frontier Communications Services Inc.	Arizona
Frontier Directory Services Company, LLC	Delaware
Frontier Florida LLC	Florida
Frontier Infoservices Inc.	Delaware
Frontier Midstates Inc.	Georgia

Frontier Mobile LLC	Delaware
Frontier North Inc.	Wisconsin
Frontier Security Company	Delaware
Frontier Services Corp.	Connecticut
Frontier Southwest Incorporated	Delaware
Frontier Subsidiary Telco LLC	Delaware
Frontier Techserv, Inc.	Delaware
Frontier Telephone Of Rochester, Inc.	New York
Frontier Video Services Inc.	Delaware
Frontier West Virginia Inc.	West Virginia
GVN Services	California
Navajo Communications Co., Inc.	New Mexico
N C C Systems, Inc.	Texas
Newco West Holdings LLC	Delaware
Ogden Telephone Company	New York
Phone Trends, Inc.	New York
Rhineland Telecommunications, LLC	Wisconsin
Rib Lake Cellular For Wisconsin RSA #3, Inc.	Wisconsin
Rib Lake Telecom, Inc.	Wisconsin
SNET America Inc.	Connecticut
FTR New 2022 Technology & Equipment LLC	Delaware
The Southern New England Telephone Company	Connecticut
<u>Securitization Subsidiaries</u>	
Frontier Dallas TX Fiber 1 LLC	Delaware
Frontier Issuer LLC	Delaware
Frontier Securitization Holdco LLC	Delaware
Frontier Shared Infrastructure LLC	Delaware
Frontier SPE Guarantor LLC	Delaware

* All entities (other than Frontier Communications Intermediate, LLC) are direct or indirect wholly-owned subsidiaries of Frontier Communications Holdings, LLC, which is an indirect wholly-owned subsidiary of Frontier Communications Parent, Inc.

Consent of Independent Registered Public Accounting Firm

We consent to the incorporation by reference in the registration statement (No. 333-255935) on Form S-8 of our reports dated February 23, 2024, with respect to the consolidated financial statements of Frontier Communications Parent, Inc. and the effectiveness of internal control over financial reporting.

/s/ KPMG LLP

Stamford, Connecticut
February 23, 2024

CERTIFICATIONS

I, Nick Jeffery, certify that:

1. I have reviewed this annual report on Form 10-K of Frontier Communications Parent, Inc.;
 2. Based on my knowledge, this report does not contain any untrue statement of a material fact or omit to state a material fact necessary to make the statements made, in light of the circumstances under which such statements were made, not misleading with respect to the period covered by this report;
 3. Based on my knowledge, the financial statements, and other financial information included in this report, fairly present in all material respects the financial condition, results of operations and cash flows of the registrant as of, and for, the periods presented in this report;
 4. The registrant's other certifying officer and I are responsible for establishing and maintaining disclosure controls and procedures (as defined in Exchange Act Rules 13a-15(e) and 15d-15(e)) and internal control over financial reporting (as defined in Exchange Act Rules 13a-15(f) and 15d-15(f)) for the registrant and have:
 - a) Designed such disclosure controls and procedures, or caused such disclosure controls and procedures to be designed under our supervision, to ensure that material information relating to the registrant, including its consolidated subsidiaries, is made known to us by others within those entities, particularly during the period in which this report is being prepared;
 - b) Designed such internal control over financial reporting, or caused such internal control over financial reporting to be designed under our supervision, to provide reasonable assurance regarding the reliability of financial reporting and the preparation of financial statements for external purposes in accordance with generally accepted accounting principles;
 - c) Evaluated the effectiveness of the registrant's disclosure controls and procedures and presented in this report our conclusions about the effectiveness of the disclosure controls and procedures, as of the end of the period covered by this report based on such evaluation; and
 - d) Disclosed in this report any change in the registrant's internal control over financial reporting that occurred during the registrant's most recent fiscal quarter (the registrant's fourth fiscal quarter in the case of an annual report) that has materially affected, or is reasonably likely to materially affect, the registrant's internal control over financial reporting; and
-

5. The registrant's other certifying officer and I have disclosed, based on our most recent evaluation of internal control over financial reporting, to the registrant's auditors and the audit committee of the registrant's board of directors (or persons performing the equivalent functions):

a) All significant deficiencies and material weaknesses in the design or operation of internal control over financial reporting which are reasonably likely to adversely affect the registrant's ability to record, process, summarize and report financial information; and

b) Any fraud, whether or not material, that involves management or other employees who have a significant role in the registrant's internal control over financial reporting.

Date: February 23, 2024

/s/ Nick Jeffery

Nick Jeffery

President and Chief Executive Officer

CERTIFICATIONS

I, Scott Beasley, certify that:

1. I have reviewed this annual report on Form 10-K of Frontier Communications Parent, Inc.;
 2. Based on my knowledge, this report does not contain any untrue statement of a material fact or omit to state a material fact necessary to make the statements made, in light of the circumstances under which such statements were made, not misleading with respect to the period covered by this report;
 3. Based on my knowledge, the financial statements, and other financial information included in this report, fairly present in all material respects the financial condition, results of operations and cash flows of the registrant as of, and for, the periods presented in this report;
 4. The registrant's other certifying officer and I are responsible for establishing and maintaining disclosure controls and procedures (as defined in Exchange Act Rules 13a-15(e) and 15d-15(e)) and internal control over financial reporting (as defined in Exchange Act Rules 13a-15(f) and 15d-15(f)) for the registrant and have:
 - a) Designed such disclosure controls and procedures, or caused such disclosure controls and procedures to be designed under our supervision, to ensure that material information relating to the registrant, including its consolidated subsidiaries, is made known to us by others within those entities, particularly during the period in which this report is being prepared;
 - b) Designed such internal control over financial reporting, or caused such internal control over financial reporting to be designed under our supervision, to provide reasonable assurance regarding the reliability of financial reporting and the preparation of financial statements for external purposes in accordance with generally accepted accounting principles;
 - c) Evaluated the effectiveness of the registrant's disclosure controls and procedures and presented in this report our conclusions about the effectiveness of the disclosure controls and procedures, as of the end of the period covered by this report based on such evaluation; and
 - d) Disclosed in this report any change in the registrant's internal control over financial reporting that occurred during the registrant's most recent fiscal quarter (the registrant's fourth fiscal quarter in the case of an annual report) that has materially affected, or is reasonably likely to materially affect, the registrant's internal control over financial reporting; and
-

5. The registrant's other certifying officer and I have disclosed, based on our most recent evaluation of internal control over financial reporting, to the registrant's auditors and the audit committee of the registrant's board of directors (or persons performing the equivalent functions):

a) All significant deficiencies and material weaknesses in the design or operation of internal control over financial reporting which are reasonably likely to adversely affect the registrant's ability to record, process, summarize and report financial information; and

b) Any fraud, whether or not material, that involves management or other employees who have a significant role in the registrant's internal control over financial reporting.

Date: February 23, 2024

/s/ Scott Beasley

Scott Beasley

Executive Vice President, Chief Financial Officer

CERTIFICATIONS PURSUANT TO
18 U.S.C. SECTION 1350,
AS ADOPTED PURSUANT TO
SECTION 906 OF THE SARBANES-OXLEY ACT OF 2002

In connection with the Annual Report of Frontier Communications Parent, Inc. (the "Company") on Form 10-K for the period ended December 31, 2023 as filed with the Securities and Exchange Commission on the date hereof (the "Report"), we, Nick Jeffery, President and Chief Executive Officer and Scott Beasley, Executive Vice President, Chief Financial Officer of the Company, certify, pursuant to 18 U.S.C. Section 1350, as adopted pursuant to Section 906 of the Sarbanes-Oxley Act of 2002, that:

(1) The Report fully complies with the requirements of Section 13(a) or 15(d) of the Securities Exchange Act of 1934; and

(2) The information contained in the Report fairly presents, in all material respects, the financial condition and results of operations of the Company.

/s/ Nick Jeffery

Nick Jeffery
President and Chief Executive Officer
February 23, 2024

/s/ Scott Beasley

Scott Beasley
Executive Vice President, Chief Financial Officer
February 23, 2024

This certification is made solely for purpose of 18 U.S.C. Section 1350, subject to the knowledge standard contained therein, and not for any other purpose.

A signed original of this written statement required by Section 906, or other document authenticating, acknowledging, or otherwise adopting the signatures that appears in typed form within the electronic version of this written statement required by Section 906, has been provided to Frontier Communications Parent, Inc. and will be retained by Frontier Communications Corporation and furnished to the Securities and Exchange Commission or its staff upon request.

**Form of
CLAWBACK POLICY
FRONTIER COMMUNICATIONS PARENT, INC.**

1. POLICY

In accordance with Rule 5608 of the Nasdaq ("Nasdaq") listing rules (the "Listing Rules") and Section 10D and Rule 10D-1 of the Securities Exchange Act of 1934, as amended (the "Exchange Act") ("Rule 10D-1"), the Board of Directors (the "Board") of Frontier Communications Parent, Inc. (the "Company") has adopted this Clawback Policy (this "Clawback Policy") to provide for the recovery of erroneously awarded incentive-based compensation from Officers of the Company.

2. APPLICABILITY

This Clawback Policy applies to all current or former "Officers" of the Company (as defined below) who received Excess Incentive Compensation (as defined below) during the Recoupment Period (as defined below). For purposes of this Clawback Policy, "Officers" means (i) each individual who is or was during the Recoupment Period designated by the Board as an "officer" of the Company as defined in Rule 16a-1(f) under the Exchange Act, and (ii) each other individual who is or was during the Recoupment Period identified by the Committee from time to time as being covered by this Clawback Policy. For the avoidance of doubt, the identification of an Officer for purposes of this Clawback Policy shall include, at a minimum, each executive officer who is or was identified pursuant to Item 401(b) of Regulation S-K or Item 6.A of Form 20-F, as applicable, as well as the principal financial officer and principal accounting officer (or, if there is no principal accounting officer, the individual acting in such capacity, or the controller).

3. RECOUPMENT/CLAWBACK

In the event of a Restatement (as defined below), the Compensation and Human Capital Committee (if composed entirely of independent directors, or in the absence of such a committee, a majority of independent directors serving on the Board) (as applicable, the "Committee") shall require a current or former Officer to reimburse, repay or otherwise forfeit any Excess Incentive Compensation (as defined below) "received" by such Officer at any time during the three completed fiscal years immediately preceding a Restatement Determination (as defined below) (such period, the "Recoupment Period"). For purposes of this Clawback Policy, Incentive Compensation is deemed "**received**" during the Company's fiscal period during which the financial reporting measure specified in the Incentive Compensation award is attained, even if the payment or grant of the Incentive Compensation occurs after the end of that period.

"Excess Incentive Compensation" means, as determined on a pre-tax basis, that amount of Incentive Compensation that was received by the Officer during the Recoupment Period and following the effective date of this Clawback Policy, based on the incorrectly reported financial results of the Company, over the Incentive Compensation that would have been received by the Officer if such amount(s) had been determined based on the financial results of the Company set forth or reflected in the Restatement, in each case, as determined by the Committee. If the Committee cannot reasonably determine the

amount of Excess Incentive Compensation received by the Officer based on the information set forth or reflected in the Restatement, then it will make its determination based on a reasonable estimate of the effect of the Restatement on the Company.

“Financial Reporting Measures” means measures that are determined and presented in accordance with the accounting principles used in preparing the Company's financial statements, and any measures that are derived wholly or in part from such measures. Stock price and total shareholder return are financial reporting measures for purposes of this Clawback Policy. A Financial Reporting Measure need not be presented within the financial statements or included in a filing with the SEC.

“Incentive Compensation” means any cash, equity-based or equity-linked compensation to the extent the amount is paid, earned, vested or granted based wholly or in part on the attainment of one or more Financial Reporting Measures.

“Restatement” means an accounting restatement (i) due to the material noncompliance of the Company with any financial reporting requirement under the securities laws, including any required accounting restatement to correct an error in previously issued financial statements that is material to the previously issued financial statements, or (ii) that corrects an error that is not material to previously issued financial statements, but would result in a material misstatement if the error were not corrected in the current period or left uncorrected in the current period, in each case, without regard to fault.

“Restatement Determination” means the earlier to occur of (i) the date the Board, the Committee and/or management concludes (or reasonably should have concluded) that a Restatement is required, or (ii) the date a regulator, court or other legally authorized entity directs the Company to prepare a Restatement of a previously issued financial statement.

In the event of a Restatement, the Committee shall promptly determine the amount of any Excess Incentive Compensation for each Officer in connection with such Restatement and shall promptly thereafter provide each Officer with a written notice containing the amount of Excess Incentive Compensation and a demand for repayment or return, as applicable. The Committee shall have discretion to determine the appropriate means of recovery of Excess Incentive Compensation based on all applicable facts and circumstances and taking into account the time value of money and the cost to shareholders of delaying recovery. Without limiting the generality of the foregoing, means of recovery under this Clawback Policy may include, without limitation (but solely to the extent permitted by applicable law), deductions or other offsets from compensation due and owing to the applicable Officer. The right of recovery under this Clawback Policy shall run in favor of the Company and its parents and subsidiaries.

4. ADMINISTRATION OF CLAWBACK POLICY

Administration of this Clawback Policy is incumbent on the Committee. The Committee is authorized to interpret and construe this Clawback Policy and to make all determinations necessary, appropriate, or advisable for the administration of this Clawback Policy and for the Company's compliance with the Listing Rules, Rule 10D-1 and any other applicable law, regulation, rule or interpretation of the SEC or Nasdaq promulgated or issued in connection therewith. Any determinations made by the Committee shall be final and binding on all affected individuals.

Notwithstanding anything set forth herein to the contrary, the Company shall not be required to seek recovery of compensation under this Clawback Policy (i) if the

Committee reasonably determines that the direct expenses to be paid to a third party to recover the Excess Incentive Compensation would exceed the amount of the compensation to be recovered, making recovery impracticable, and provides all required information to Nasdaq, (ii) if recovery would be in violation of home country law which law was adopted prior to November 28, 2022 *provided that*, before determining that it would be impracticable to recover any amount of Excess Incentive Compensation based on violation of home country law, the Company has obtained an opinion of home country counsel, acceptable to Nasdaq, that recovery would result in such a violation and a copy of the opinion is provided to Nasdaq, or (iii) if recovery would likely cause an otherwise tax-qualified retirement plan, under which benefits are broadly available to employees of the Company, to fail to meet the requirements of 26 U.S.C. 401(a)(13) or 26 U.S.C. 411(a) and regulations thereunder. In connection with the foregoing, the Committee must also make a determination that, as a result of any or all of the foregoing, recovery under this Clawback Policy would be impracticable.

5. NO INDEMNIFICATION

None of the Company or any of its subsidiaries shall be permitted to indemnify, insure or otherwise reimburse any Officer against (i) the loss of any Excess Incentive Compensation that is repaid, returned or recovered pursuant to the terms of this Clawback Policy, or (ii) any claims relating to the Company's enforcement of its rights under this Clawback Policy.

6. OTHER RECOVERY RIGHTS

This Clawback Policy shall be binding and enforceable against all Officers and, to the extent required by applicable law or guidance from the SEC or Nasdaq, their beneficiaries, heirs, executors, administrators or other legal representatives. The Committee intends that this Clawback Policy will be applied to the fullest extent required by applicable law. Any employment agreement, equity award agreement, compensatory plan or any other agreement or arrangement with an Officer shall be deemed to include, as a condition to the grant of any benefit thereunder, an agreement by the Officer to abide by the terms of this Clawback Policy. Any right of recovery under this Clawback Policy is in addition to, and not in lieu of, any other remedies or rights of recovery that may be available to the Company under applicable law, regulation or rule (including Section 304 of the Sarbanes-Oxley Act of 2002), or pursuant to the terms of any policy of the Company or any provision in any employment agreement, equity award agreement, compensatory plan, agreement or other arrangement.

7. EFFECTIVENESS OF CLAWBACK POLICY

This Clawback Policy will become effective on October 2, 2023, and will thereafter remain in effect for an indefinite period of time, provided, however, that this Clawback Policy may be suspended or terminated by the Board of Directors at any time. The adoption and effectiveness of this Clawback Policy shall not limit the ability of the Board of Directors and/or the Committee to recoup compensation under, or otherwise enforce the terms of, the Clawback Policy of Frontier Communications Parent, Inc., as in effect prior to the effectiveness of this Clawback Policy (the "Prior Policy"), with respect to compensation received prior to October 2, 2023 or with respect to individuals covered by the Prior Policy.

ATTESTATION AND ACKNOWLEDGEMENT OF CLAWBACK POLICY

By my signature below, I acknowledge and agree that:

- I have received and read the attached Clawback Policy (this "Clawback Policy").
- I hereby agree to abide by all of the terms of this Clawback Policy both during and after my employment with the Company, including, without limitation, by promptly repaying or returning any Excess Incentive Compensation to the Company as determined in accordance with this Clawback Policy. I hereby agree that this Clawback Policy does not constitute a breach of any provision of my employment agreement or other compensatory agreement or arrangement with the Company.

[Officer Name]

Date:

Exhibit E

Management Team Biographies

Management Team

The summary below presents the names and responsibilities of Frontier's management team:

<u>Name</u>	<u>Current Position and Officer</u>
Scott Beasley	Executive Vice President, Chief Financial Officer
Veronica Bloodworth	Executive Vice President, Chief Network Officer
Ettienne Brandt	Executive Vice President, Commercial
Vishal Dixit	Executive Vice President, Strategy & Wholesale
Alan Gardner	Executive Vice President, Chief People Officer
John Harrobin	Executive Vice President, Consumer
Nick Jeffery	President & Chief Executive Officer
Erin Kurtz	Executive Vice President, Chief Communications Officer
William McGloin	Chief Accounting Officer & Controller
Charlon McIntosh	Executive Vice President, Chief Customer Operations Officer
Mark D. Nielsen	Executive Vice President, Chief Legal and Regulatory Officer
Melissa Pint	Executive Vice President, Chief Digital Information Officer
John Stratton	Executive Chairman

SCOTT BEASLEY joined Frontier in 2021 and is Executive Vice President and Chief Financial Officer. Prior to joining Frontier, he was Chief Financial Officer of Arcosa, Inc., a North American provider of infrastructure products and solutions, and helped lead its successful public spinoff in 2018. Under his financial leadership, Arcosa debuted on public equity and debt markets, developed a new shareholder base, implemented a disciplined capital allocation program, and published its inaugural ESG Sustainability Report. Arcosa executed 13 acquisitions in a 3-year period to reposition its portfolio around growth-oriented infrastructure products. From 2017 until Arcosa's spin-off, Mr. Beasley was Group Chief Financial Officer of Trinity Industries, having served as Trinity's Vice President of Corporate Strategic Planning since 2014. Prior to joining Trinity, Mr. Beasley was an Associate Partner at McKinsey & Company, where he led operational and organizational transformations across asset-intensive industries and started his career as an Operations Manager at McMaster Carr Supply Company. Mr. Beasley received an AB in Economics from Duke University and an MBA in Finance and Accounting from Northwestern University's Kellogg School of Management.

VERONICA BLOODWORTH joined Frontier in 2021 as Executive Vice President and Chief Network Officer. Prior to joining Frontier, she was Senior Vice President of Construction and Engineering for AT&T, where she led the planning, design, construction and capital maintenance of the wireline and wireless network infrastructure across a national footprint. Previously as Senior Vice President, Corporate Strategy, AT&T Services, Ms. Bloodworth led the Velocity IP program, which laid the groundwork to transform the Company to an all IP/Wireless/Cloud business. Her 23-year career at AT&T included numerous leadership and management positions in Network and Finance, including various roles in Operations, Finance and Business Development within Cingular Wireless and BellSouth Mobility. She began her career at MCI. She is a Certified Public

Accountant and has a bachelor's degree from the University of Alabama and an MBA from Georgia State University.

ETTIENNE BRANDT joined Frontier in 2022 as Executive Vice President, Commercial. Mr. Brandt has over 20 years of experience in the telecommunications industry across cable, fiber, and wireless providers. He served as Managing Director, Commercial for the Consumer Division of BT Group plc., a British multi-national telecommunications company, as a key member of the leadership team responsible for returning the BT brand to growth. Previously, he served in a variety of roles at EE Ltd, a British national mobile operator and internet service provider, prior to its acquisition by BT, including leading the Enterprise P&L as Marketing and Commercial Director. He began his telecommunications career at NTL Incorporated (now Virgin Media), the largest UK cable provider, and also worked in South Africa and the USA. Mr. Brandt holds a Bachelor of Commerce from Stellenbosch University and is a member of the Chartered Institute of Management Accountants.

VISHAL DIXIT joined Frontier in 2022 as Executive Vice President, Strategy & Wholesale. Mr. Dixit has over 20 years of experience leading strategy and commercial execution in international telecommunications and technology. He oversees all aspects of corporate strategy, M&A, and the operation of our wholesale business. Most recently, he was a member of Vodafone UK's executive committee where he developed the company's successful challenger growth strategy, transformed its wholesale business, and created industry-leading fiber partnerships. Prior to this, as a management consultant at McKinsey & Company, Mr. Dixit served global companies in technology and telecommunications. He began his career with Intel Corporation in New Zealand developing software switches, and holds an MBA from the London Business School, U.K., and a B.E. in Electrical and Electronics Engineering from the University of Auckland, New Zealand.

ALAN GARDNER joined Frontier in 2021 and is Executive Vice President and Chief People Officer. Prior to joining Frontier, he was Senior Vice President, Human Resources of Verizon Communications, leading HR centers of all-encompassing expertise for employees around the globe. Prior to this, he was Senior Vice President, Human Resources, of Verizon Wireless, the \$87 billion US-based joint venture between Verizon Communications and Vodafone. He held other executive roles of increasing responsibility within Verizon. Previously, Mr. Gardner was Director of Compensation and served in other roles at GTE Corporation. He began his career at American Express, UCCEL Corporation, and General Dynamics. He received a BS in computer science from the University of North Texas, a management certificate from the Management Institute for Engineers, Computer Professionals and Scientists at the University of Texas at Austin, and an MBA from the Cox School of Business at Southern Methodist University.

JOHN HARROBIN joined Frontier in 2021 and is Executive Vice President, Consumer. Prior to joining Frontier, he was Chief Marketing Officer at Audible, where he led the growth turnaround, brand repositioning, and content marketing capabilities of this multi-billion-dollar global content technology and entertainment subsidiary of Amazon. Under his leadership, Audible's customer base doubled within 33 months as he expanded new, emerging channels, including mobile, social, and SEO. He began his marketing career in 1997 as a Senior Product Manager at Verizon Wireless. During his 18-year tenure at the company, he served in progressively senior roles, ultimately becoming Chief Marketing Officer. As leader of national marketing for Verizon Wireless, Mr.

Harrobin led the launch of new products and businesses focused on mobile advertising, mobile content, and large-scale content rights and sponsorship negotiations with all major broadcast and cable networks, music labels, celebrity talent, and sport leagues including the NHL and NFL. Mr. Harrobin sits on the Executive Board of Villanova University's Center for Marketing & Customer Insights. He has been recognized as an Outstanding Mentor by Advertising Women of New York, a top LGBT+ Global Ally by InVolve, and a top CMO by Forbes. He holds a BS from Villanova University and an MBA from Northwestern University's Kellogg School of Management.

NICK JEFFERY joined Frontier in 2021 and is President and Chief Executive Officer. Mr. Jeffery has nearly 30 years of expertise and leadership in the telecommunications industry. Most recently, he was a member of the Vodafone Group Executive Board, a world-leading wireless and wireline operator and, as CEO, led the turn-around of Vodafone UK, the company's home market. Mr. Jeffery founded and grew Vodafone's Internet of Things business to become a world leader. Mr. Jeffery was additionally a Trustee of The Vodafone Foundation. Prior to joining Vodafone, Mr. Jeffery also spent more than a decade at Cable & Wireless, one of the world's largest wireline companies, where he was CEO from 2012-2013. He was Head of Worldwide Sales and European EVP at Ciena Inc. from 2002 until 2004. In 2020 Mr. Jeffery was named CEO of the Year at the Mobile Industry Awards and in 2019. Mr. Jeffery is a graduate of the University of Warwick, U.K. with a B.S. in Economics, and a graduate of both INSEAD-Europe and Wharton U.S. Management Development programs.

ERIN KURTZ joined Frontier in 2021 and is Executive Vice President and Chief Communications Officer. Ms. Kurtz is a strategic communications leader with two decades of experience across a wide range of industries, including media, technology, logistics, and financial services. Most recently, she was Senior Vice President of XPO Logistics, where she set the global communications agenda for one of the fastest growing companies in the Fortune 500. In this role, she built and led an integrated communications strategy across public relations, reputation management, digital and social media, employee communications, brand marketing and government affairs. Prior to joining XPO in 2016, Ms. Kurtz co-founded Hunt & Gather, a high-touch marketing and communications agency, and held senior communications roles at Joele Frank, AOL, and Thomson Reuters. She started her career in Washington, DC at the American Hospital Association. Ms. Kurtz graduated from Syracuse University with a B.S. in Communications and Political Science.

WILLIAM MCGLOIN was appointed Chief Accounting Officer and Controller in June 2022. Mr. McGloin has served at Frontier for over eight years, most recently as Frontier's Vice President, Controller, since 2018 and as Vice President, Assistant Controller since 2014. Prior to joining Frontier, he spent 17 years at KPMG's audit practice where he completed a three-year rotation in the Department of Professional Practice (DPP) in the National Office. While at DPP, his principal responsibilities included researching technical accounting and SEC reporting inquiries received from engagement teams throughout the globe as well as developing firm auditing and accounting guidance and publications. While at KPMG's audit practice he provided financial statement and internal control audits to both Fortune 500 SEC registrants and other large SEC clients with a concentration in the consumer products, manufacturing, software, retail, chemical and telecommunications industries. Mr. McGloin is also a Certified Public Accountant.

CHARLON MCINTOSH joined Frontier in 2021 and is Executive Vice President and Chief Customer Operations Officer. Prior to joining Frontier, she was Humana's Senior Vice President of Group Military Specialty Service and Business Operations, responsible for all customer support and operations for the Employer Group, Military and Specialty lines of business. She was also Head of the Customer Experience, developing and enabling Humana's customer strategy. Ms. McIntosh held numerous leadership positions in customer operations and strategy during a nearly 20-year career with Humana, Charter Communications and Time Warner Cable. She began her career at Comcast. She earned an MBA from New York University and graduated with high honors from the University of California, Berkeley. She is a graduate of the NAMIC Executive Leadership Development Program and is a Women in Cable Television Betsy Magness Leadership Institute Fellow.

MARK D. NIELSEN has been with Frontier since 2014 and is Executive Vice President, Chief Legal and Regulatory Officer. Prior to joining Frontier, he was Associate General Counsel and Chief Compliance Officer for Praxair Inc. and Vice President and Assistant General Counsel of Raytheon Company. Before that, Mr. Nielsen served as Chief Legal Counsel, and then Chief of Staff, to Massachusetts Governor Mitt Romney from 2004 to 2007. Mr. Nielsen earned a B.A. from Harvard College and a J.D. from Harvard Law School with Honors.

MELISSA PINT joined Frontier in 2021 and is Executive Vice President, Chief Digital Information Officer. Prior to joining Frontier, she was Senior Vice President and Head of Technology at JCPenney, implementing a digital optimization strategy and customer-focused solutions for JCP.com, the JCP mobile app, all store and supply chain systems, business intelligence, analytics, marketing, and back-end merchandising. Ms. Pint has held leadership positions in technology, IT, and operations over a 25-year career with JCPenney, Target, and Cargill. She earned an MBA from the University of Minnesota and her undergraduate degree from the University of St. Thomas in Minnesota.

JOHN STRATTON was selected to serve as Executive Chairman in April 2021 after serving as a Board Observer since May 2020. He retired from Verizon Communications at the end of 2018, capping a 25-year career. In his most recent role, as Executive Vice President and President of Global Operations, he had full P&L responsibility for all of Verizon's established businesses, employing 140,000 employees globally, generating more than \$120 billion in annual revenue, and serving more than 120 million customers worldwide. In this role, he also led Verizon's corporate marketing group and its consumer and business product management organizations. Prior to taking responsibility for all of Verizon's network businesses, Mr. Stratton led several different divisions as Chief Operating Officer of Verizon Wireless, then as President of its global Enterprise Solutions group, and as head of all the company's wireline divisions. He served as Verizon's Chief Marketing Officer, and in 2009 was named as the No. 2 global "power player" by Ad Age magazine. Mr. Stratton is a member of the board of directors of Abbott Laboratories, a global healthcare leader, and of General Dynamics, a global aerospace and defense company. He also is a member of the board of directors of SubCom, LLC.

Exhibit F

Small and Minority-Owned Telecommunications Business Participation Plan

**FRONTIER FIBER VENTURE LLC
SMALL AND MINORITY-OWNED TELECOMMUNICATIONS
BUSINESS PARTICIPATION PLAN**

PURPOSE

Pursuant to Tenn. Code Ann. § 65-5-112, this Small and Minority-Owned Telecommunications Business Participation Plan (the “Plan”) covers Frontier Fiber Venture LLC (“Frontier Fiber” or the “Company”).

ADMINISTRATION

Frontier Fiber’s Plan will be overseen and administered by the individual named below, hereinafter referred to as the Administrator, who will be responsible for carrying out and promoting the Company’s full efforts to provide equal opportunities for small and minority-owned businesses. The Administrator of the Plan will be:

Cassandra Knight
VP - Regulatory Reporting
21 West Ave.
Spencerport, NY 14559
(585) 802-7200

The Administrator’s responsibilities will include:

- (1) Maintaining an updated Plan in full compliance with Tenn. Code Ann. § 65-5-112 and the rules and orders of the Tennessee Public Utility Commission.
- (2) Establishing and developing policies and procedures necessary for the full implementation of the Plan.
- (3) Preparing and submitting such forms as may be required by the Tennessee Public Utility Commission, including the filing of required annual updates.
- (4) Serving as the primary liaison to and cooperate with the Tennessee Public Utility Commission, other agencies of the State of Tennessee, and small and minority-owned businesses to locate and use qualified small and minority-owned businesses as defined in Tenn. Code Ann. § 65-5-112.
- (5) Searching for and developing opportunities to use small and minority-owned businesses and encouraging such businesses to participate in and bid on contracts and subcontracts.
- (6) Providing records and reports and cooperating in any authorized surveys as required by the Tennessee Public Utility Commission.

- (7) Establishing a recordkeeping system to track qualified small and minority-owned businesses and efforts to use such businesses.
- (8) Providing information and educational activities to persons within Frontier Fiber and training such persons to seek out, encourage, and promote the use of small and minority-owned businesses. In performance of these duties, the Administrator will utilize a number of resources, including:

Chambers of Commerce

The Tennessee Department of Economic and Community Development

The United State Department of Commerce

Small Business Administration

Minority Business Development Agency

The National Minority Supplier Development Counsel

The National Association of Women Business Owners

National Association of Minority Contractors

Historically Black Colleges, Universities, and Minority Institutions

The efforts to promote and ensure equal opportunities for small and minority-owned businesses are primarily spelled out in the Administrator's duties above. Additional efforts to provide opportunities to small and minority-owned businesses will include offering, where appropriate and feasible, small and minority-owned businesses assistance with technical, insurance, bonding, licensing, production, and deadline requirements.

RECORDS AND COMPLIANCE REPORTS

The Company will maintain records of qualified small and minority-owned businesses and efforts to use the goods and services of such businesses. In addition, Frontier Fiber will maintain records of educational and training activities conducted or attended and of the internal procurement procedures adopted to support this plan.

The Company will submit records and reports required by the Tennessee Public Utility Commission concerning the Plan. Moreover, the Company will cooperate fully with any surveys and studies required by the Tennessee Public Utility Commission.

Exhibit G

BEFORE THE TENNESSEE PUBLIC UTILITY COMMISSION

NASHVILLE, TENNESSEE

IN RE:)	
)	
IN THE MATTER OF THE APPLICATION)	
OF FRONTIER FIBER VENTURE LLC)	DOCKET NO.
FOR A CERTIFICATE OF CONVENIENCE)	
AND NECESSITY TO PROVIDE)	
COMPETING TELECOMMUNICATION)	
SERVICE)	

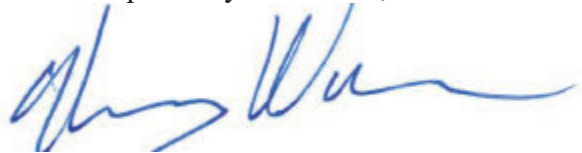
NOTICE OF FILING

TO: ALL INCUMBENT LOCAL EXCHANGE CARRIERS (ILECs)

PLEASE TAKE NOTICE, that in accordance with the Tennessee Public Utility Commission Rules for the Provision of Competitive Intrastate Telecommunications Services, you are hereby given notice that Frontier Fiber Venture LLC filed an Application for a Certificate of Convenience and Necessity to Provide Competing Telecommunications Service.

This 3rd day of July, 2024.

Respectfully Submitted,



Henry Walker (B.P.R. No. 000272)
Bradley Arant Boult Cummings LLP
1221 Broadway, Suite 2400
Nashville, TN 37203
Phone: 615-252-2363
Email: hwalker@bradley.com

Counsel for Frontier Fiber Venture LLC

1. Ardmore Telephone Company, Inc.
P.O. Box 549
517 Ardmore Avenue
Ardmore, TN 38449
2. BellSouth Telecommunications, Inc.
333 Commerce Street
Nashville, TN 37201-3300
3. CenturyTel of Adamsville
P.O. Box 405
116 Oak Street
Adamsville, TN 38310
4. CenturyTel of Claiborne
P.O. Box 100
507 Main Street
New Tazewell, TN 37825
5. CenturyTel of Ooltewah-Collegedale, Inc.
P.O. Box 782
5616 Main Street
Ooltewah, TN 37363
6. Citizens Telecommunications Company
of Tennessee
P.O. Box 770
300 Bland Street
Bluefield, WV 24701
7. Citizens Telecommunications Company
of the Volunteer State
P.O. Box 770
300 Bland Street
Bluefield, WV 24701
8. Loretto Telephone Company, Inc.
P.O. Box 130
Loretto, TN 38469
9. Millington Telephone Company, Inc.
4880 Navy Road
Millington, TN 38083
10. Sprint-United
112 Sixth Street
Bristol, TN 37620
11. TDS Telecom-Concord Telephone
Exchange, Inc.
P.O. Box 22610
701 Concord Road
Knoxville, TN 37933-0610
12. TDS-Telecom-Humphreys County
Telephone Company
P.O. Box 552
203 Long Street
New Johnsonville, TN 37134-0552
13. TDS Telecom-Tellico Telephone
Company
P.O. Box 9
102 Spence Street
Tellico Plains, TN 37385-0009
14. TDS Telecom-Tennessee Telephone
Company
P.O. Box 18139
Knoxville, TN 37928-2139
15. TDS-Crockett Telephone Company, Inc.
P.O. Box 7
Friendship, TN 38034
16. TEC-People's Telephone Company, Inc.
P.O. Box 310
Erin, TN 37061
17. TEC-West Tennessee Telephone
Company, Inc.
P.O. Box 10
244 E Main Street
Bradford, TN 38316
18. United Telephone Company
P.O. Box 38
120 Taylor Street
Chapel Hill, TN 37034

CERTIFICATE OF SERVICE

I hereby certify that I have this day served a copy of the Application of Frontier Fiber Venture LLC upon the attached list of incumbent local exchange carriers by mailing such copy by first class mail, postage prepaid.



Henry Walker (B.P.R. No. 000272)
Bradley Arant Boult Cummings LLP
1221 Broadway, Suite 2400
Nashville, TN 37203
Phone: 615-252-2363
Email: hwalker@bradley.com

Counsel for Frontier Fiber Venture LLC

Exhibit H

Pre-filed Testimony of Mr. Kevin Saville

BEFORE THE TENNESSEE PUBLIC UTILITY COMMISSION

NASHVILLE, TENNESSEE

IN RE:)	
)	
IN THE MATTER OF THE APPLICATION)	
OF FRONTIER FIBER VENTURE LLC)	DOCKET NO. 24-00041
FOR A CERTIFICATE OF CONVENIENCE)	
AND NECESSITY TO PROVIDE)	
COMPETING TELECOMMUNICATION)	
SERVICE)	

TESTIMONY OF

KEVIN SAVILLE

ON BEHALF OF

FRONTIER FIBER VENTURE LLC

I, Kevin Saville, do hereby testify as follows in support of the Application of Frontier Fiber Venture LLC for a Certificate of Convenience and Necessity as a competing telecommunications service provider in the State of Tennessee.

Q. Please state your name and business address.

A. My name is Kevin Saville. My business address is 1919 McKinney Avenue, Dallas TX 75201.

Q. By whom are you employed and in what capacity?

A. I am Senior Vice President and General Counsel of Frontier Communications Parent, Inc. (which, collectively with its subsidiaries, I refer to as “Frontier”). I also serve as Vice President and General Counsel of the Applicant, Frontier Fiber Venture LLC (“Frontier Fiber” or the “Company”).

Q. What is the purpose of your testimony?

A. The purpose of my testimony is to present evidence describing the technical, managerial, and financial fitness of Frontier Fiber to provide broadband internet access service in Tennessee. I will also describe how the public interest will be served by Commission approval of the application.

Q. Please describe the services Frontier Fiber proposes to offer.

A. Frontier Fiber proposes to offer broadband internet access service over its own facilities to customers throughout the State of Tennessee.

Q. How are trouble reports, billing errors and complaints handled?

A. Once Frontier Fiber initiates operations, its customer service telephone number will be available twenty-four (24) hours per day, seven (7) days per week. The Company’s telephone number for customer inquiries, complaints and repair is 1-800-921-8101.

Q. Please describe the Company's financial qualifications to operate as a competing telecommunication service provider.

A. Frontier Fiber has sufficient financial resources to provide competing telecommunication services in Tennessee and the financial capability to meet its ownership obligations. Publicly reported financial information of its parent company, Frontier Communications Parent, Inc is provided in the Company's application.

Q. Please describe the Company's managerial and technical qualifications.

A. Frontier's leadership team and employees have substantial experience providing communications services. Frontier's experience includes providing an array of telecommunications and other services, including broadband and other data services, dating back several decades. As of December 31, 2023, Frontier had approximately 13,300 employees operating in 25 states and serves more than 3.1 million customers. Frontier's operating subsidiaries offer residential consumers, businesses, and wholesale customers a broad range of communications services, including local and long-distance service, data and Internet services, video services, access products, advanced hardware/network solutions, Voice-over-Internet-Protocol ("VoIP"), and other services. Frontier subsidiaries compete with wireless telecommunications carriers, cable television companies and competitive local exchange carriers ("CLECs") that offer voice, data, and video products. As an experienced provider of telecommunications and broadband services, Frontier has significant managerial capability and experience that has successfully and effectively acquired, developed, and supervises the company's operations in 25 states, including Tennessee.

Q. How will Tennessee consumers benefit from Frontier Fiber's services?

A. Certification will serve the public interest by increasing the competitive choices for internet access to customers in Tennessee. Enhanced competition in broadband internet access services will further stimulate economic development within the state.

Q. Does this conclude your testimony?

A. Yes.