NAVITAS
COMPANIES

RECEIVED
2019 AUG -2 PM 1:12
T.P.U.C. DOCKET ROOM

July 31, 2019

ATTN: Ectory Lawless
David Foster, Director
Tennessee Public Utilities Commission
Commission Docket Room
Andrew Jackson State Office Bld.
502 Deaderick St., 4th Fl.
Nashville, TN 37243

RE: Minimum Filing Requirement Responses by Navitas TN NG, LLC
Rate Case No.: 19-00057

Dear Ms. Lawless:

Pursuant to Mr. Foster's request, please find enclosed one (1) flash drive (tagged "DOCKETROOM") which has a PDF copy of the Minimum Filing Requirement Responses produced by Navitas TN NG, LLC in rate case number 19-00057. Please note that the documents on this flash drive have been edited for sensitive private information and as such our employee names, addresses, and account numbers have been redacted for privacy purposes so that the PDF file may be used for publication. Please use the electronic file on this flash drive when posting a copy of the Responses to the Tennessee Public Service Commission docket website.

Should you have any questions, please do not hesitate to contact me at (714) 242-4064 or via email at vnovak@navitasutility.com. Thank you.

Sincerely,

Vanessa Novak

Vanessa Novak, Esq.
Navitas Utility Corporation

Encl: 1 flash drive (tagged "DOCKETROOM")

Cc: Don Baltimore, Esq. (via email)

3186-D AIRWAY AVENUE COSTA MESA, CA 92626
(714) 242-4064 (714) 850-0876 FAX

1. If material to the LDC's cost or level of service in Tennessee, please provide a comprehensive discussion of all abnormal conditions or changes in condition that (a) occurred during the last 3 years or (b) are reasonably anticipated to occur up to the anticipated hearing date in this case. Explain how these changes will affect the LDC's Tennessee operations going forward. This discussion should include, but not limited to the following:

a) Management changes

None.

b) Operational changes

In 2018, Operations Manager, Mr. Flood retired; his safety duties were reassigned to Javan Shaw. In 2018, Javan Shaw retired and his position and his DIMP responsibilities were transitioned to Jerod Shaw.

c) Administrative changes

In April 2018, Navitas' accountant of nine (9) years, Mr. Irwin Jr., resigned from the company and was replaced by Mr. Miranda. In September 2018, Navitas hired a compliance and regulatory attorney, Ms. Novak, to join the corporate office.

d) Recent or pending matters, consolidations, or acquisitions (major changes in sales or transportation volumes)

In March 2019, the Rosenberg system located in the State of Texas was acquired which added 3 miles of pipe and 2 more customers in Houston.

e) Pending negotiations for possible changes in sales or transportation volumes to any current or prospective commercial or industrial customer

None anticipated.

f) Changes in pipeline allocations

Keystone changes the allocation for Byrdstown – commodity effect.

g) Labor contracts and/or union problems

None.

h) Expenses

The costs for ad valorem, gasoline, health care, and labor have increased.

2. State the effect that each of the applicable changes discussed in Item (1) has had or will have on the LDC's, its Parent's, Multi-State Utility's, or Affiliated Utility Service Company's revenues, expenses, rate base, and capital structure, including the LDC's, its Parent's, Multi-State Utility's, or Affiliated Utility Service Company's, method of allocating each change among its regulated, unregulated, and jurisdictional operations.

The total effects of the various factors discussed in Item 1 above in addition to other factors such as DIMP and deteriorating results yield a requested increase of approximately $129,000.

3. Provide a current organizational chart for the LDC and, if applicable, its Parent, Multi-State Utility, or Affiliated Utility Service Company, showing for each officer (or any other key personnel) of the LDC, its Parent, Multi-State Utility, or Affiliated Utility Service Company:

a) The department(s) they head, and
b) To whom they report, from department or office level up. Only officers and key personnel, all or some portion of whose compensation is sought to be recovered from TN ratepayers, must be included in the chart.

An organizational chart of the companies in the Navitas family is included herein. The Navitas companies is divided into sister companies composed of Navitas Assets, LLC and Navitas Utility Corporation. Navitas Assets holds the real assets of the systems (i.e. the pipe in the ground, real property, tenant improvements, etc.) as well as certain other assets (i.e. the right to serve customers, organizational costs, etc.). Navitas Utility Corporation is the operating entity of all the systems. The employees, insurance, personal property (i.e. rolling stock, computers, office equipment, tooling, etc.) are all held in the operating entity.

An organizational chart of all the employees of Navitas Utility Corporation for all its systems is included herein. The chart includes both W-2 employees. The executive management, operations management, accounting, billing, customer service, and meter proving are shared across all the systems including the Tennessee system.

4. Please provide six (6) copies of the Annual Stockholder Reports, the 10K reports, and 10Q reports for the LDC, its Parent, Multi-State Utility, or Affiliated Utility Service Company. If the LDC is an operating division, also provide a current chart of accounts for the Multi-State Utility.

Neither Navitas nor any of its affiliates or sister companies are publicly traded entities and thus did not create the reports requested.

5. If the LDC is a separate entity, provide a current chart of accounts for the LDC and, if applicable, its Affiliated Utility Service Company. If the LDC is an operating division, also provide a current chart of accounts for the Multi-State Utility.

A chart of accounts for Navitas TN NG, LLC as well as a chart of accounts for Navitas Utility Corporation are included herein.

6. Provide copies of all rate case orders for the LDC, its Parent, Multi-State Utility, or Affiliated Utility Service Company issued since the LDC's last rate case or within the past three (3) years, whichever time is shorter.

A copy of the rate case order from Navitas TN NG, LLC's last rate case, Docket 1200068, filed in 2012 and finalized in 2013 is included herein. No rate cases have been filed within the past three years.

7. Provide any costs associated with any employment and/or termination contracts the LDC, its Parent, Multi-State Utility, or Affiliated Utility Service Company has or has had with Management personnel since the last rate filing in TN and provide copies of such.

None.

8. Provide a detailed General Ledger for the latest 24 months for the LDC, its Parent, Multi-State Utility, or Affiliated Utility Service Company.

Navitas will provide electronic files to the email address designated by the Tennessee Public Utility Commission of the general ledgers for the latest 24 months for Navitas TN NG, LLC, its parent Navitas Assets, LLC, its affiliate Navitas Utility Corporation, and Fort Cobb Fuel Authority, LLC with which Navitas TN NG, LLC shares certain balance sheet items.

9. If the LDC, its Parent, Multi-State Utility, or Affiliated Utility Service Company, seeks to recover in its rates to the TN ratepayers any separation payments made under any of the contracts, state the amount of any separation payments since the last rate filing in TN.

No recovery is intended since there have been no separation contracts.

10. Provide a detailed Trial Balance for the last two (2) fiscal years for the LDC, its Parent, Multi-State Utility, or Affiliated Utility Service Company, by month, by account, including adjusting entries and post-closing balances.

Navitas will provide electronic files to the email address designated by the Tennessee Public Utility Commission of the trial balances for the last two fiscal years for Navitas TN NG, LLC, its parent Navitas Assets, LLC, its affiliate Navitas Utility Corporation, and Fort Cobb Fuel Authority, LLC with which Navitas TN NG, LLC shares certain balance sheet items.

11. If not provided in response to other items, provide the latest fiscal year-end Income Statement and Balance Sheet for the LDC, its Parent, Multi-State Utility, or Affiliated Utility Service Company. Provide an explanation of any differences in the year-end Income Statement and Balance Sheet for the LDC, its Parent, Multi-State Utility, or Affiliated Utility Service Company, as set forth in its Annual Report to shareholders and its internal financial statements.

Navitas will provide electronic files to the email address designated by the Tennessee Public Utility Commission of the trial balances for the latest fiscal year-end income statement and balance sheet for Navitas TN NG, LLC, its parent Navitas Assets, LLC, its affiliate Navitas Utility Corporation, and Fort Cobb Fuel Authority, LLC with which Navitas TN NG, LLC shares certain balance sheet items.

12. Provide all detailed work papers, cost studies, or other data supporting all proposed tariff changes, adjustments to revenues, expenses, rate base, and other changes included in the testimony and exhibits filed by the LDC. Provide computer files containing schedules for all computer-based calculations.

Enclosed herein are six work paper spreadsheets regarding revenue deficiency, revenue requirement, operation expenses, required operating income, weighed average of cost of capital, and rate base.

13. Provide a detailed list of all the LDC's affiliated party transactions for the past two (2) years, including the nature and amount of each transaction.

In general, there are three related party transactions each month. The first is the billing from the system operator, Navitas Utility Corporation. The second is the rent payment to Fort Cobb Fuel Authority, LLC. The third is rent payment to Navitas Assets, LLC. The supporting documentation for these transactions is included herein.

14. Provide a list of outside professional services, as recorded in NARUC Account No. 923, provided to the LDC for the past two (2) years, showing the nature of each service and the total charge for each service.

Provided herein is a list of outside professional services utilized by Navitas Utility Corporation for the past two years.

15. Provide a list of the LDC's customer service initiatives, performance measures, including a description and analysis of the effectiveness of each for the last two (2) years. If applicable, the analysis should include, but not be limited to, time to connect the customer to the system, response time to service inquiries, restoring of service, new meter installations, billing inquiries, meeting appointment times, etc. If you have identified other areas that you monitor, include them in this response.

As a very small utility, Navitas does not have the resources to compile the statistics contemplated in this request; however, Navitas has not needed to monitor such items as response times because traditionally call-ins of any nature are addressed the day they occur. Often customers call their service person directly without going through the customer service office. The rural service model under which Navitas operates is one where a particular service person is fully and completely responsible for all field service aspects of the customers under their purview.

16. Provide support for all statistics referenced in all testimony filed by the LDC in this case.

If and when statistics are referenced, a source will be cited.

ITEM 3

Navitas Companies

January 1, 2019

Utility Company

Navitas Assets, LLC [DE]
15% NUC M&M
80% Richard Varner
5% Thomas Hartline

- **Navitas Utility Texas, LLC [TX]** — 100% NALLC
  - TXA east campus
  - Rosenberg IntraT
  - 2 counties
  - 6 miles
- **Navitas TN NG, LLC [TN]** — 100% NALLC
  - GASCO
  - 3 counties
  - 34 mi
- **Navitas KY NG, LLC [KY]** — 100% NALLC
  - GASCO
  - 2 counties
  - 25 mi
  - Albany extension
  - 9 mi
- **FCFA, LLC [OK]** — 100% NALLC
  - DISTRIBUTION ASSETS
    - 2 counties
    - Pipeline – 620mi
    - Land
  - RIGHT-TO-SERVE
    - Accounts Receivable
  - PUBLIC GAS ASSETS
    - 2 counties
    - Krebs – 25mi
  - VPWA ASSETS
    - 1 county
    - Velma – 40mi
  - **NAVITAS OK3, DBA [OK]** — 100% FCFA
    - CP – RIMROCK ASSETS
      - 4 counties
      - LP pipeline – 200mi
  - TKO
    - 1 county
    - Greenfield – 10mi
  - KPWA ASSETS
    - Kinta – 5mi
  - DPWA ASSETS
    - 1 county
    - Dustin – 10mi
  - LEANN DIVISION ASSETS
    - 6 counties
    - 150mi
  - **NAVITAS-WINSTAR, LLC [OK]** — 61% FCFA, 39% CTUA
    - GREENFIELD PROJECT
      - 1 county
      - Thackerville – 16mi
- TRANSMISSION ASSETS
  - HP Pipeline – 90mi

Utility Operator

Navitas Utility Corporation
[NV] S-corp
50% Thomas Hartline
50% Richard Varner

- OPERATING PLT & EQ
  - Vehicles
  - Heavy Equipment
  - Tooling
  - Office F&E
  - Meters & Regulators
- OPERATING W/C
  - Inventory
  - Prepaids
  - Line of Credit
- **Navitas Communications, LLC [NV]** — 100% NUC

ITEM 3

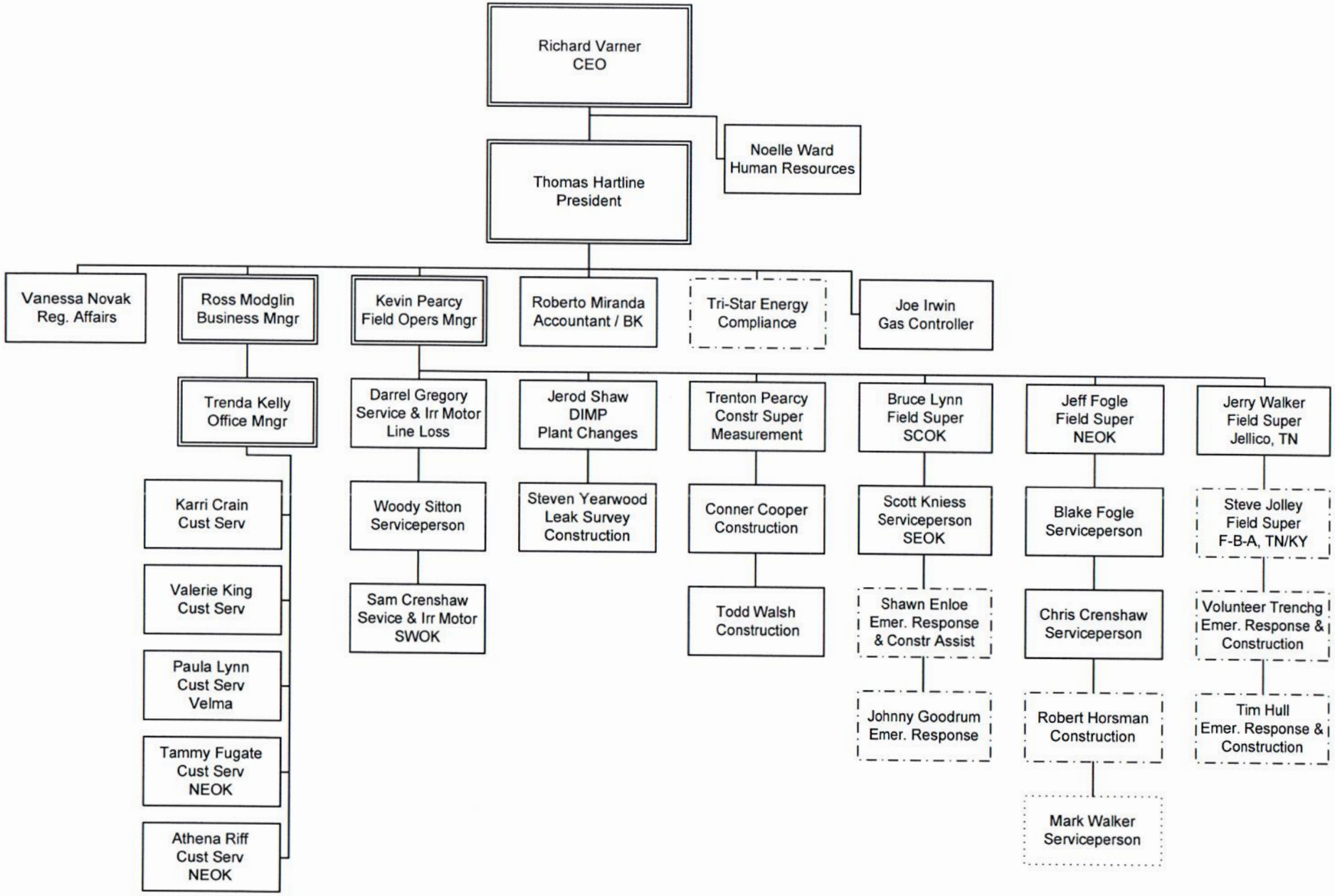
Richard Varner
CEO
Noelle Ward
Human Resources
Thomas Hartline
President
Vanessa Novak
Reg. Affairs
Ross Modglin
Business Mngr
Kevin Pearcy
Field Opers Mngr
Roberto Miranda
Accountant / BK
Tri-Star Energy
Compliance
Joe Irwin
Gas Controller
Trenda Kelly
Office Mngr
Darrel Gregory
Service & Irr Motor
Line Loss
Jerod Shaw
DIMP
Plant Changes
Trenton Pearcy
Constr Super
Measurement
Bruce Lynn
Field Super
SCOK
Jeff Fogle
Field Super
NEOK
Jerry Walker
Field Super
Jellico, TN
Karri Crain
Cust Serv
Valerie King
Cust Serv
Paula Lynn
Cust Serv
Velma
Tammy Fugate
Cust Serv
NEOK
Athena Riff
Cust Serv
NEOK
Woody Sitton
Serviceperson
Sam Crenshaw
Sevice & Irr Motor
SWOK
Steven Yearwood
Leak Survey
Construction
Conner Cooper
Construction
Todd Walsh
Construction
Scott Kniess
Serviceperson
SEOK
Shawn Enloe
Emer. Response
& Constr Assist
Johnny Goodrum
Emer. Response
Blake Fogle
Serviceperson
Chris Crenshaw
Serviceperson
Robert Horsman
Construction
Mark Walker
Serviceperson
Steve Jolley
Field Super
F-B-A, TN/KY
Volunteer Trenchg
Emer. Response &
Construction
Tim Hull
Emer. Response &
Construction

Chart of Accounts

4/23/2019 4:33 PM

Account	Type	Income Tax Line
00 . Cash	Bank	B/S-Assets: Cash
1107 . Checking - Bank 7	Bank	B/S-Assets: Cash
1183 . Cash Drawer - Kevin Pearcy	Bank	B/S-Assets: Cash
1191 . Dep. in Error	Bank	B/S-Assets: Cash
1200 . A/R	Accounts Receivable	B/S-Assets: Accts. Rec. and trade notes
1201 . From managed systems	Accounts Receivable	B/S-Assets: Accts. Rec. and trade notes
1251 . Other	Accounts Receivable	B/S-Assets: Accts. Rec. and trade notes
1262 . Shareholder Loan RV	Accounts Receivable	B/S-Assets: Accts. Rec. and trade notes
1300 . Inventory	Other Current Asset	B/S-Assets: Other current assets
1301 . Meter & regulator parts	Other Current Asset	B/S-Assets: Other current assets
1302 . Certified system parts	Other Current Asset	B/S-Assets: Other current assets
1308 . Engine parts	Other Current Asset	B/S-Assets: Other current assets
1400 . Prepaids	Other Current Asset	B/S-Assets: Other current assets
1402 . Deposits w/ vendors	Other Current Asset	B/S-Assets: Other current assets
1403 . Insurance	Other Current Asset	B/S-Assets: Other current assets
1406 . Prepaid OCC Pipeline Safety Fee	Other Current Asset	B/S-Assets: Other current assets
1407 . Hull Insurance	Other Current Asset	B/S-Assets: Other current assets
1408 . Prepaid Expense	Other Current Asset	B/S-Assets: Other current assets
1499 . Contracted transportation	Other Current Asset	B/S-Assets: Other current assets
1600 . P and E	Fixed Asset	B/S-Assets: Buildings/oth. depr. assets
1601 . Autos and pickups	Fixed Asset	B/S-Assets: Buildings/oth. depr. assets
1602 . Trucks	Fixed Asset	B/S-Assets: Buildings/oth. depr. assets
1603 . Heavy equipment	Fixed Asset	B/S-Assets: Buildings/oth. depr. assets
1604 . Tools and equipment	Fixed Asset	B/S-Assets: Buildings/oth. depr. assets
1605 . Office equipment	Fixed Asset	B/S-Assets: Buildings/oth. depr. assets
1607 . Meters and regulators	Fixed Asset	B/S-Assets: Buildings/oth. depr. assets
1651 . A/D - Autos & pickups	Fixed Asset	B/S-Assets: Buildings/oth. depr. assets
1652 . A/D - Trucks	Fixed Asset	B/S-Assets: Buildings/oth. depr. assets
1653 . A/D - Heavy equipment	Fixed Asset	B/S-Assets: Buildings/oth. depr. assets
1654 . A/D - Tools & equipment	Fixed Asset	B/S-Assets: Buildings/oth. depr. assets
1655 . A/D - Office equipment	Fixed Asset	B/S-Assets: Buildings/oth. depr. assets
1657 . A/D - Meters & regulators	Fixed Asset	B/S-Assets: Buildings/oth. depr. assets
1800 . OLTA	Other Asset	B/S-Assets: Other assets
1802 . Investment in - NALLC	Other Asset	B/S-Assets: Other assets
1803 . Investment In - Nav Comm	Other Asset	B/S-Assets: Other assets
1804 . Employee Loan	Other Asset	B/S-Assets: Other assets
1804-BR . Bill Radford	Other Asset	B/S-Assets: Other assets
1804-JS -Jerod Shaw	Other Asset	B/S-Assets: Other assets
2000 . Acquisition clearing account	Other Asset	B/S-Assets: Other assets
2200 . A/P	Accounts Payable	B/S-Liabs/Eq.: Accounts payable
2221 . Vendors	Accounts Payable	B/S-Liabs/Eq.: Accounts payable
2231 . Other	Accounts Payable	B/S-Liabs/Eq.: Accounts payable
2271 . Bank 7 Credit Cards	Credit Card	B/S-Liabs/Eq.: Other current liabilities

Account	Type	Income Tax Line
2200 - Controller	Credit Card	B/S-Liabs/Eq.: Other current liabilities
2273 . Joseph Irwin 0126	Credit Card	B/S-Liabs/Eq.: Other current liabilities
2274 . Jerry Walker 0794	Credit Card	B/S-Liabs/Eq.: Other current liabilities
2275 . Johnny Gorman 0209	Credit Card	B/S-Liabs/Eq.: Other current liabilities
2276 . Trenda Kelley 0760	Credit Card	B/S-Liabs/Eq.: Other current liabilities
2278 . Trenton Pearcy 1461	Credit Card	B/S-Liabs/Eq.: Other current liabilities
2282 . Thomas Hartline 1008	Credit Card	B/S-Liabs/Eq.: Other current liabilities
2283 . Steven Yearwood 1388 - old 0810	Credit Card	B/S-Liabs/Eq.: Other current liabilities
2284 . Sam Crenshaw 0802	Credit Card	B/S-Liabs/Eq.: Other current liabilities
2285 . Jeff Fogle 0745	Credit Card	B/S-Liabs/Eq.: Other current liabilities
2286 . Darrel Gregory 0737	Credit Card	B/S-Liabs/Eq.: Other current liabilities
2288 . Kevin Pearcy 0869	Credit Card	B/S-Liabs/Eq.: Other current liabilities
2289 . Bruce Lynn 0844	Credit Card	B/S-Liabs/Eq.: Other current liabilities
2290 . Scott Kniess 0851	Credit Card	B/S-Liabs/Eq.: Other current liabilities
2291 . Ross Modglin 1222	Credit Card	B/S-Liabs/Eq.: Other current liabilities
2293 . Noelle Ward 0885	Credit Card	B/S-Liabs/Eq.: Other current liabilities
2294 . Chris Crenshaw 1081	Credit Card	B/S-Liabs/Eq.: Other current liabilities
2295 . Colin Ratkowski 1354	Credit Card	B/S-Liabs/Eq.: Other current liabilities
2296 . Jerod Shaw 1420	Credit Card	B/S-Liabs/Eq.: Other current liabilities
2299 . Dell Revolving Business Account	Credit Card	B/S-Liabs/Eq.: Other current liabilities
00 . NP	Other Current Liability	B/S-Liabs/Eq.: Other current liabilities
2304 . IPL - AFCO	Other Current Liability	B/S-Liabs/Eq.: Other current liabilities
2307 . LOC - Bank 7	Other Current Liability	B/S-Liabs/Eq.: Other current liabilities
2399 . Hull Insurance - Zanette	Other Current Liability	B/S-Liabs/Eq.: Other current liabilities
2400 . A/E	Other Current Liability	B/S-Liabs/Eq.: Other current liabilities
2401 . Advalorem Tax Payable	Other Current Liability	B/S-Liabs/Eq.: Other current liabilities
2431 . Other	Other Current Liability	B/S-Liabs/Eq.: Other current liabilities
2600 . CPLTD	Other Current Liability	B/S-Liabs/Eq.: Other current liabilities
2622 . ALLY - Truck 17348	Other Current Liability	B/S-Liabs/Eq.: Other current liabilities
2624 . ALLY - Truck 66845	Other Current Liability	B/S-Liabs/Eq.: Other current liabilities
2625 . F&M - New Case Excavator	Other Current Liability	B/S-Liabs/Eq.: Other current liabilities
2626 . ALLY - Truck 52352	Other Current Liability	B/S-Liabs/Eq.: Other current liabilities
2627 . ALLY - Truck 84546	Other Current Liability	B/S-Liabs/Eq.: Other current liabilities
2628 . FMC - Truck 85722	Other Current Liability	B/S-Liabs/Eq.: Other current liabilities
2629 . GMF - Truck 66930	Other Current Liability	B/S-Liabs/Eq.: Other current liabilities
2630 . FMC - Truck 65305	Other Current Liability	B/S-Liabs/Eq.: Other current liabilities
2631 . FMC - Truck 59706	Other Current Liability	B/S-Liabs/Eq.: Other current liabilities
2632 . GMF - Truck 22354	Other Current Liability	B/S-Liabs/Eq.: Other current liabilities
2633 . Ally - Truck 44442	Other Current Liability	B/S-Liabs/Eq.: Other current liabilities
2700 . LTD	Long Term Liability	B/S-Liabs/Eq.: L-T Mortgage/note/bonds pay.
2722 . ALLY - Truck 17348	Long Term Liability	B/S-Liabs/Eq.: L-T Mortgage/note/bonds pay.
2724 . ALLY - Truck 66845	Long Term Liability	B/S-Liabs/Eq.: L-T Mortgage/note/bonds pay.
2725 . F&M - New Case Excavator	Long Term Liability	B/S-Liabs/Eq.: L-T Mortgage/note/bonds pay.

Account	Type	Income Tax Line
2726 . ALLY - Truck 52352	Long Term Liability	B/S-Liabs/Eq.: L-T Mortgage/note/bonds pay.
2727 . ALLY - Truck 84546	Long Term Liability	B/S-Liabs/Eq.: L-T Mortgage/note/bonds pay.
2728 . FMC - Truck 85722	Long Term Liability	B/S-Liabs/Eq.: L-T Mortgage/note/bonds pay.
2729 . GMF - Truck 66930	Long Term Liability	B/S-Liabs/Eq.: L-T Mortgage/note/bonds pay.
2730 . FMC - Truck 65305	Long Term Liability	B/S-Liabs/Eq.: L-T Mortgage/note/bonds pay.
2731 . FMC - Truck 59706	Long Term Liability	B/S-Liabs/Eq.: L-T Mortgage/note/bonds pay.
2732 . GMF - Truck 22354	Long Term Liability	B/S-Liabs/Eq.: L-T Mortgage/note/bonds pay.
2733 . Ally - Truck 44442	Long Term Liability	B/S-Liabs/Eq.: L-T Mortgage/note/bonds pay.
2800 . DL	Long Term Liability	B/S-Liabs/Eq.: L-T Mortgage/note/bonds pay.
2832 . Accrued Insurance Deductible	Long Term Liability	B/S-Liabs/Eq.: Other current liabilities
2833 . Accrued non-W/C Disability	Long Term Liability	B/S-Liabs/Eq.: L-T Mortgage/note/bonds pay.
2899 . Prepaid vehicle lease	Long Term Liability	B/S-Liabs/Eq.: L-T Mortgage/note/bonds pay.
3000 . Equity	Equity	<Unassigned>
3101 . Common stock	Equity	<Unassigned>
3201 . Additional paid-in capital	Equity	<Unassigned>
3901 . Accum other compre incom	Equity	<Unassigned>
3301 . Retained Earnings	Equity	<Unassigned>
3999 . Returned Cash Flow	Equity	<Unassigned>
400 . Operating revenue	Income	<Unassigned>
4100 . Revenue	Income	<Unassigned>
4111 . Service crews	Income	<Unassigned>
4112 . Commodity sales	Income	<Unassigned>
4113 . Asset billing	Income	<Unassigned>
4114 . Construction crews	Income	<Unassigned>
Cost of Goods Sold	Cost of Goods Sold	<Unassigned>
800 . Well Head Purchases	Cost of Goods Sold	<Unassigned>
800.15 . Well Head Purchases OK	Cost of Goods Sold	<Unassigned>
804 . City Gate Purchases	Cost of Goods Sold	<Unassigned>
804.15 . City Gate Purchases KY	Cost of Goods Sold	<Unassigned>
804.16 . City Gate Purchases TN	Cost of Goods Sold	<Unassigned>
804.28 . City Gate Purchases TX	Cost of Goods Sold	<Unassigned>
804.46 . City Gate Purchases OK	Cost of Goods Sold	<Unassigned>
805 . Other Gas Purchases	Cost of Goods Sold	<Unassigned>
805.46 . Other Gas Purchases OK	Cost of Goods Sold	<Unassigned>
851.46 . Sys Cntrl & load dispatching OK	Cost of Goods Sold	<Unassigned>
855.46 . Other util comp state OK	Cost of Goods Sold	<Unassigned>
Direct Costs	Expense	<Unassigned>
403 . Depreciation Expense	Expense	<Unassigned>
407 . Other Amortization	Expense	<Unassigned>
5099 . Direct costs pre 2013	Expense	<Unassigned>
5100 . Services	Expense	<Unassigned>
874 . Mains & Services Expense	Expense	<Unassigned>
874.15 . Mains & Services Expense KY	Expense	<Unassigned>

Account	Type	Income Tax Line
874.16 . Mains & Services Expense TN	Expense	<Unassigned>
874.28 . Mains & Services Expense TX	Expense	<Unassigned>
874.46 . Mains & Services Expense OK	Expense	<Unassigned>
887 . Maintenance of Mains	Expense	<Unassigned>
5400 . Construction	Expense	<Unassigned>
887.15 . Maintenance of Mains KY	Expense	<Unassigned>
887.16 . Maintenance of Mains TN	Expense	<Unassigned>
887.28 . Maintenance of Mains TX	Expense	<Unassigned>
887.46 . Maintenance of Mains OK	Expense	<Unassigned>
893 . Maintenance of Meters	Expense	<Unassigned>
894 . Maintenance of Other Equipment	Expense	<Unassigned>
Indirect Costs	Expense	<Unassigned>
903 . Customer Records & Collection	Expense	<Unassigned>
6130 . Postage	Expense	<Unassigned>
6230 . Utilities	Expense	<Unassigned>
6320 . Bank fees	Expense	<Unassigned>
6410 . Lic, permit, member	Expense	<Unassigned>
903.15 . Customer Records KY	Expense	<Unassigned>
903.16 . Customer Records TN	Expense	<Unassigned>
903.46 . Customer Records OK	Expense	<Unassigned>
904 . Bad Debt	Expense	<Unassigned>
908 . Customer Assistance	Expense	<Unassigned>
908.15 . Customer Assistance KY	Expense	<Unassigned>
908.16 . Customer Assistance TN	Expense	<Unassigned>
908.46 . Customer Assistance OK	Expense	<Unassigned>
909 . Info Advertising	Expense	<Unassigned>
920 . Administration & Gen Sales	Expense	<Unassigned>
921 . Office Supplies	Expense	<Unassigned>
6110 . Comm equip	Expense	<Unassigned>
6120 . Comm serv	Expense	<Unassigned>
6140 . Office consumables	Expense	<Unassigned>
6242 . Fuel	Expense	<Unassigned>
921.15 . Office Supplies KY	Expense	<Unassigned>
921.16 . Office Supplies TN	Expense	<Unassigned>
921.28 . Office Supplies TX	Expense	<Unassigned>
921.46 . Office Supplies OK	Expense	<Unassigned>
923 . Outside Services	Expense	<Unassigned>
6241 . Contracted Transportation	Expense	<Unassigned>
6420 . Tax consult & filing	Expense	<Unassigned>
6425 . Legal	Expense	<Unassigned>
923.15 . Outside Services KY	Expense	<Unassigned>
923.16 . Outside Services TN	Expense	<Unassigned>
923.28 . Outside Services TX	Expense	<Unassigned>

Account	Type	Income Tax Line
923.46 . Outside Services OK	Expense	<Unassigned>
924 . Insurance	Expense	<Unassigned>
925 . I/D - Safety & Security	Expense	<Unassigned>
926 . Employee benefits	Expense	<Unassigned>
928 . Regulatory Commission Exp	Expense	<Unassigned>
930 . Misc Gen Expense	Expense	<Unassigned>
931 . Rents	Expense	<Unassigned>
932 . Maintenance of General Plant	Expense	<Unassigned>
Other Expense	Other Expense	<Unassigned>
409 . Corporate income tax	Other Expense	<Unassigned>
411.10 . Expense of non-util operation	Other Expense	<Unassigned>
411.70 . Loss on Sale	Other Expense	<Unassigned>
426.10 . Donations	Other Expense	<Unassigned>
426.30 . Penalties	Other Expense	<Unassigned>
427 . Interest Expense	Other Expense	<Unassigned>
435 . Extraordinary Expense	Other Expense	<Unassigned>
Other Income	Other Income	<Unassigned>
411.60 . Gain on Sale	Other Income	<Unassigned>
415 . Revenue Material/Constr Sale	Other Income	<Unassigned>
417 . Revenue non-utility operation	Other Income	<Unassigned>
419 . Interest Income	Other Income	<Unassigned>

Chart of Accounts

Account	Type	Income Tax Line
00 . Cash	Bank	<Unassigned>
1107 . Checking - Bank 7	Bank	<Unassigned>
1125 . Checking - First Volunteer	Bank	<Unassigned>
1191 . Dep. In Error	Bank	<Unassigned>
1200 . A/R	Accounts Receivable	<Unassigned>
1243 . Customers	Accounts Receivable	<Unassigned>
1300 . Inventory	Other Current Asset	<Unassigned>
1400 . Prepaids	Other Current Asset	<Unassigned>
1401 . Prepaid TRA Pipeline Safety	Other Current Asset	<Unassigned>
1402 . Deposits to Vendors	Other Current Asset	<Unassigned>
1500 . CIEB	Other Current Asset	<Unassigned>
1521 . ACA asset	Other Current Asset	<Unassigned>
1600 . P and E	Fixed Asset	<Unassigned>
1606 . Leasehold improvements	Fixed Asset	<Unassigned>
1656 . A/D - Leasehold improvements	Fixed Asset	<Unassigned>
1700 . F/A	Fixed Asset	<Unassigned>
1720 . Land	Fixed Asset	<Unassigned>
1721 . Mains - Built systems	Fixed Asset	<Unassigned>
1722 . Services - Built systems	Fixed Asset	<Unassigned>
1724 . Mains - Acq systems	Fixed Asset	<Unassigned>
1725 . Services - Acq systems	Fixed Asset	<Unassigned>
1727 . Mains - Acq adjustment	Fixed Asset	<Unassigned>
1728 . Services - Acq adjustment	Fixed Asset	<Unassigned>
1771 . A/D - Mains B/S	Fixed Asset	<Unassigned>
1772 . A/D - Services B/S	Fixed Asset	<Unassigned>
1774 . A/D - Mains A/S	Fixed Asset	<Unassigned>
1775 . A/D - Services A/S	Fixed Asset	<Unassigned>
1777 . A/D - Mains A/A	Fixed Asset	<Unassigned>
1778 . A/D - Services A/A	Fixed Asset	<Unassigned>
1800 . OLTA	Other Asset	<Unassigned>
1815 . ML KYNG	Other Asset	<Unassigned>
1831 . Organizational costs	Other Asset	<Unassigned>
1832 . Legal Costs	Other Asset	<Unassigned>
1881 . A/A - Organizational costs	Other Asset	<Unassigned>
1882 . A/A - Legal Costs	Other Asset	<Unassigned>
2000 . Asset clearing account	Other Asset	<Unassigned>
2200 . A/P	Accounts Payable	<Unassigned>
2203 . Taxes	Accounts Payable	<Unassigned>
2233 . Other	Accounts Payable	<Unassigned>
2300 . NP	Other Current Liability	<Unassigned>
2307 . LOC - Bank 7	Other Current Liability	<Unassigned>
2315 . LM KYNG	Other Current Liability	<Unassigned>
2400 . A/E	Other Current Liability	<Unassigned>

Account	Type	Income Tax Line
2402 . Advalorem Tax Payable	Other Current Liability	<Unassigned>
2404 . Customer Refunds Payable	Other Current Liability	<Unassigned>
2413 . Customer Deposits	Other Current Liability	<Unassigned>
2414 . Refundable Aid-To-Construct	Other Current Liability	<Unassigned>
2415 . Level Pay Customers	Other Current Liability	<Unassigned>
2403 . Sales Tax Payable	Other Current Liability	<Unassigned>
2405 . Franchise Tax	Other Current Liability	<Unassigned>
2406 . Sales Tax - State, County, City	Other Current Liability	<Unassigned>
2407 . Gross Receipts Tax	Other Current Liability	<Unassigned>
2500 . BIEC	Other Current Liability	<Unassigned>
2521 . ACA liability	Other Current Liability	<Unassigned>
2600 . CPLTD	Other Current Liability	<Unassigned>
2607 . Bank 7 - System Loan	Other Current Liability	<Unassigned>
2700 . LTD	Long Term Liability	<Unassigned>
2707 . Bank 7 - System Loan	Long Term Liability	<Unassigned>
3000 . Opening Bal Equity	Equity	<Unassigned>
3103 . Member Interest	Equity	<Unassigned>
3900 . Retained Earnings	Equity	<Unassigned>
3999 . Returned Cash Flow	Equity	<Unassigned>
Revenue	Income	<Unassigned>
414 . Other Utility Operating Income	Income	<Unassigned>
414.91 . Prior Period Billing Adj	Income	<Unassigned>
414.96 . Unbilled Revenues	Income	<Unassigned>
414.98 . Sale tax remuneration	Income	<Unassigned>
480 . Customer Classes	Income	<Unassigned>
480.01 . Residential Tariff	Income	<Unassigned>
480.02 . Residential Cust Chrg	Income	<Unassigned>
480.09 . Residential PGA	Income	<Unassigned>
481.11 . Commercial Tariff	Income	<Unassigned>
481.12 . Commercial Cust Chrg	Income	<Unassigned>
481.19 . Commercial PGA	Income	<Unassigned>
482.01 . Government Tariff	Income	<Unassigned>
482.02 . Government Cust Chrg	Income	<Unassigned>
482.09 . Government PGA	Income	<Unassigned>
488.00 . Penalties & service charges	Income	<Unassigned>
Cost of Goods Sold	Cost of Goods Sold	<Unassigned>
800 . Well Head Purchases	Cost of Goods Sold	<Unassigned>
804 . City Gate Purchases	Cost of Goods Sold	<Unassigned>
805 . Other Gas Purchases	Cost of Goods Sold	<Unassigned>
812 . Gas used for Utility Operation	Cost of Goods Sold	<Unassigned>
813 . Other Gas Supply	Cost of Goods Sold	<Unassigned>
Direct Costs	Expense	<Unassigned>
403 . Depreciation Expense	Expense	<Unassigned>

Account	Type	Income Tax Line
407 . Other Amortization	Expense	<Unassigned>
874 . Mains & Services	Expense	<Unassigned>
887 . Maintenance of Mains	Expense	<Unassigned>
893 . Maintenance of Meters	Expense	<Unassigned>
894 . Maintenance of Other Equipment	Expense	<Unassigned>
Indirect Costs	Expense	<Unassigned>
903 . Customer Records & Collection	Expense	<Unassigned>
904 . Bad Debt	Expense	<Unassigned>
908 . Customer Assistance	Expense	<Unassigned>
909 . Information Advertising	Expense	<Unassigned>
920 . Administration & Gen Sales	Expense	<Unassigned>
921 . Office Supplies	Expense	<Unassigned>
923 . Outside Services	Expense	<Unassigned>
924 . Insurance	Expense	<Unassigned>
925 . I/D - Safety & Security	Expense	<Unassigned>
926 . Employee Benefits	Expense	<Unassigned>
928 . Regulatory Commission Expense	Expense	<Unassigned>
930 . Misc General Expense	Expense	<Unassigned>
931 . Rents	Expense	<Unassigned>
932 . Maintenance of General Plant	Expense	<Unassigned>
her Income	Other Income	<Unassigned>
417 . Revenue non-utility operation	Other Income	<Unassigned>
419 . Interest Income	Other Income	<Unassigned>
Other Expense	Other Expense	<Unassigned>
408 . Ad-Valorem Tax	Other Expense	<Unassigned>
409 . Income Tax	Other Expense	<Unassigned>
427 . Interest Expense	Other Expense	<Unassigned>
7001 . Suspense	Other Expense	<Unassigned>

BEFORE THE TENNESSEE REGULATORY AUTHORITY AT

NASHVILLE, TENNESSEE

April 18, 2013

IN RE:	)	
	)	
PETITION OF NAVITAS TN NG, LLC FOR A GENERAL RATE INCREASE	)	**DOCKET NO. 12-00068**

ORDER APPROVING SETTLEMENT AGREEMENT WITH MODIFICATIONS

This matter came before Chairman James M. Allison, Vice-Chairman Herbert H. Hilliard, and Director Kenneth C. Hill of the Tennessee Regulatory Authority (the "Authority" or "TRA"), the voting panel assigned to this docket, at a hearing held on January 7, 2013 and February 13, 2013 for consideration of the *Petition for an Adjustment to its Natural Gas Rates and Approval of Revised Tariffs* ("*Petition*") filed by Navitas TN NG, LLC ("Navitas") on July 2, 2012.

BACKGROUND AND PETITION

On July 2, 2012, Navitas, a natural gas local distribution company under the jurisdiction of the Authority, filed a *Petition* requesting a general rate increase of approximately $390,000 annually for its service to the communities of Jellico and Byrdstown, Tennessee, and the County of Fentress, Tennessee.[1] At a regularly scheduled Authority Conference held on August 20, 2012, the voting panel assigned to this docket voted unanimously to convene a contested case proceeding and appoint General Counsel or her designee as Hearing Officer for the purpose of preparing the case for hearing before the panel, including making an initial determination on the commencement of the six-month statutory deadline under Tenn. Code Ann. § 65-5-103.[2] On July 6, 2012, the Consumer Advocate and Protection Division of the Office of the Attorney General ("Consumer Advocate")

[1] *Petition,* p. 4, ¶ 8 (July 2, 2012).
[2] *Order Convening a Contested Case and Appointing a Hearing Officer* (September 7, 2012).

filed a *Petition to Intervene* in the proceedings. At a Status Conference held on August 20, 2012, the Hearing Officer granted the Consumer Advocate's *Petition to Intervene,* deferred consideration of certain requests for *Pro Hac Vice,* and ruled that the commencement date of the six-month statutory deadline is August 7, 2012.[3]

January 7, 2013 Hearing

On December 17, 2012, the parties filed a *Stipulation and Settlement Agreement* ("*Settlement Agreement*") to be considered for approval by the Authority. Then, on January 7, 2013, the parties filed an *Amendment to Stipulation and Settlement Agreement Dated December 17, 2013* ("*Amendment*") (together with the *Settlement Agreement*, the "*Amended Agreement*"). The *Amended Agreement* is attached as Exhibit 1, and its terms and conditions are specified therein. During the hearing, which was convened on January 7, 2013, as noticed, the panel heard from the parties concerning the *Amended Agreement*. Participating in the Hearing were the following parties and their respective attorneys:

For Navitas:
Klint W. Alexander, Esq., Wyatt, Tarrant & Combs, LLP, 2525 West End Avenue, Suite 1500, Nashville Tennessee 37203;

For the Consumer Advocate:
John J. Baroni, Esq. and Charlena Aumiller, Esq., Office of the Attorney General, Consumer Advocate and Protection Division, 425 5th Ave. N, John Sevier Building, P.O. Box 20207, Nashville, TN 37243.

The Consumer Advocate presented a brief summary of the *Amended Agreement* on behalf of the parties. The Consumer Advocate stated that the *Amended Agreement* sets the revenue deficiency for Navitas at $231,703 and proposes that the increase be phased in over two steps.[4] Approximately 56% of the increase would take effect upon approval of the *Amended Agreement* by

[3] *Order on August 20, 2012 Status Conference* (September 11, 2012).
[4] *See Transcript of Authority Conference*, p. 11 (January 7, 2013).

the TRA, and the remaining 44% would become effective with the billing period of October 2013.[5] In addition, for purposes of the *Amended Agreement*, the parties also agreed on the rate base, the rate of return, the capital structure, and the methodology for allocating expenses.[6] The Consumer Advocate explained that the *Amended Agreement* did not include a tariff, but does include various consumer protection measures that the parties recommend be included in the tariff.

Thereafter, because the *Amendment* was filed on the day of the hearing, the panel voted unanimously to defer further discussion and consideration of the *Amended Agreement* to a future Authority Conference in order to allow sufficient time for review.[7]

February 13, 2013 Authority Conference

A *Notice of Re-convening Hearing* was issued on January 15, 2013 stating that the panel would reconvene the hearing in this matter on February 13, 2013 to consider the *Amended Agreement.*[8] On February 12, 2013, Chairman Allison filed a motion ("*Chairman Allison's Motion*") on the *Amended Agreement* that he planned to make during the upcoming Authority Conference.[9] Chairman Allison's pre-filed motion is attached as Exhibit 2. During the hearing, Chairman Allison read his pre-filed motion into the record. *Chairman Allison's Motion* accepts the *Amended Agreement* with a few minor modifications and also contains a request to the parties regarding rate design.[10] Among other changes, one provision of *Chairman Allison's Motion* deletes Paragraph 21 of the *Amended Agreement,* which would have allowed similarly-situated customers within a specific class to pay different monthly rates for natural gas.[11] *Chairman Allison's Motion* also directs Navitas to file in the docket file its signed contract with the consultant, Tri-Star Energy, once it is executed, along with all documentation to support the recovery amount. After the contract

[5] *Id.*
[6] *Id.* at 11-12.
[7] *Id.* at 13.
[8] *See Notice of Re-Convening Hearing* (January 15, 2013).
[9] *See Chairman Allison's Motion* (February 13, 2013).
[10] *Id.*
[11] *Id.*

is executed, the Authority will review the information and make a final ruling on the costs.[12] Based on the information contained in the record, the panel voted unanimously to approve *Chairman Allison's Motion.* Both the Consumer Advocate and Navitas agreed to accept the modifications to the *Amended Agreement* approved by the TRA.

IT IS THEREFORE ORDERED THAT:

1. The *Stipulation and Settlement Agreement*, which was entered into between Navitas TN NG, LLC and the Consumer Advocate and Protection Division, as amended and as modified by the TRA, copies of which are attached to this Order as Exhibits 1 and 2, is approved and adopted, and incorporated into this Order as if fully rewritten herein.

2. Navitas TN NG, LLC shall file a tariff that complies with the *Stipulation and Settlement Agreement*, as amended by the parties and as modified and approved by the Authority, within thirty (30) days of the date of this Order.

3. Any party aggrieved by the decision of the Tennessee Regulatory Authority in this matter may file a Petition for Reconsideration within fifteen (15) days of the date of this Order.

4. Any party aggrieved by the decision in this matter has the right to judicial review by filing a Petition for Review in the Tennessee Court of Appeals, Middle Section, within sixty (60) days of the date of this Order.

Chairman James M. Allison, Vice-Chairman Herbert H. Hilliard, and Director Kenneth C. Hill concur.

ATTEST:

Earl R. Taylor, Executive Director

[12] *Id.*

BEFORE THE TENNESSEE REGULATORY AUTHORITY
NASHVILLE, TENNESSEE

*filed electronically
in the docket office
on 12/17/2012

IN RE:	)	
	)	
PETITION OF NAVITAS TN NG, LLC	)	
FOR AN ADJUSTMENT TO ITS	)	**Docket No. 12-00068**
NATURAL RATES AND APPROVAL OF	)	
REVISED TARIFFS	)	

STIPULATION AND SETTLEMENT AGREEMENT

For the sole purpose of settling this case, Tennessee Regulatory Authority ("TRA" or "Authority") Docket No. 12-00068, Robert E. Cooper, Jr., the Tennessee Attorney General and Reporter, through the Consumer Advocate and Protection Division ("Consumer Advocate" or "CAPD") and Navitas TN NG, LLC ("Navitas" or "Company") respectfully submit this Stipulation and Settlement Agreement ("Settlement Agreement"). Subject to Authority approval, the Consumer Advocate and Navitas (collectively, the "Parties") agree to the following:

BACKGROUND

1. Navitas is a Tennessee limited liability company under the laws of the State of Tennessee and is engaged in the transportation, distribution, and sale of natural gas service to approximately 551 customers residing in Campbell County, Tennessee and Whitley County, Kentucky (the "Jellico System"),[1] Pickett County, Tennessee (the "Byrdstown System") and

[1] By Order of the Public Service Commission of the Commonwealth of Kentucky dated August 13, 1990, service to Kentucky residents in Kentucky Hill and Black Oak in Whitley County, Kentucky is effective under the jurisdiction of the TRA as part of the Jellico Distribution System.

Fentress County, Tennessee (the "Fentress System").[2] Navitas also furnishes natural gas to approximately 145 customers located in Clinton County, Kentucky (the "Albany System").[3]

2. Navitas is a public utility pursuant to the laws of Tennessee, and its public utility operations are subject to the jurisdiction of the TRA.[4] Navitas is a wholly-owned subsidiary of Navitas Assets, LLC, a Delaware limited liability company. The principal office and place of business of Navitas is located at 3186D Airway Avenue, Costa Mesa, California 92626. Local offices are maintained at 613 Sunset Trail, Jellico, Tennessee 37762 and 9825 Hwy 111, Static, Tennessee.[5]

2011 DOCKET

3. On December 30, 2010, the TRA issued an Order in TRA Docket 10-00220 approving the transfer of control of the utility systems of Gasco Distribution Systems, Inc. ("Gasco"). At the time of the acquisition by Navitas of Gasco, Gasco operated as Debtor in Possession while in proceedings before the United States Bankruptcy Court for the Southern District of Ohio, Eastern Division.[6] Navitas adopted all of Gasco's existing tariffs.[7] Gasco's last rate case was filed in 1993; there has been no increase in Gasco's rates since that time.

4. On April 20, 2011, Navitas filed a Petition for Emergency Relief in which the Company sought approval to increase the rates paid by Tennessee consumers. Since acquiring the system formerly held by Gasco, Navitas has been operating at a substantial loss. The Petition sought to implement a monthly customer charge of $6.00 and a charge of $1.00 per 9 Ccf per

---

[2] *See Order Approving Amended Settlement Agreement* ("2011 Order") dated December 1, 2011 in Docket No. 11-00060.
[3] *Id.*
[4] *Id. See also* Amended Proposed Settlement Agreement ("2011 Settlement") attached to Order at paragraph 1; *see also* Chapter 4 of Title 65 of the Tennessee Code Annotated.
[5] *Id.* at paragraph 2.
[6] Gasco filed for Chapter 11 bankruptcy protection (Case No. 09056171) in the United States Bankruptcy Court for the Southern District of Ohio, Eastern Division, on June 1, 2009.
[7] *See* 2011 Settlement at paragraph 3.

month. The relief sought was estimated to reduce the operating losses of Navitas from $159,000 to $62,000. By that filing, Navitas did not seek to cure the entire revenue deficiency it claimed it was incurring nor seek to make any return on its investment.[8]

5. On May 5, 2011, the Consumer Advocate filed a petition to intervene to investigate the need for emergency relief sought by Navitas and the impact of such relief on Tennessee consumers. After informal discovery and review, Navitas and the Consumer Advocate undertook settlement discussions and ultimately entered into a Settlement Agreement on July 14, 2011, which was approved by the TRA on December 1, 2011 ("2011 Settlement and 2011 Order").[9]

6. Among other things, the 2011 Settlement and Order provided for an increase to customer charges and volumetric rates; that such increases were temporary pending Navitas filing a formal rate case by a date certain; and that the temporary rates would expire at the conclusion of the rate case when the TRA puts new rates into effect.[10] Pursuant to the 2011 Settlement and Order, Navitas filed its current Petition in this Docket on a timely basis.

CURRENT DOCKET

7. On July 2, 2012, Navitas TN NG, LLC ("Navitas") filed its current Petition for an Adjustment to Its Natural Gas Rates and Approval of Revised Tariffs filed with the TRA ("Petition"). In that filing, Navitas claimed a revenue deficiency and sought an increase in its annual revenues of approximately $390,000.

8. On July 6, 2012, the Consumer Advocate filed a petition to intervene. By order dated September 11, 2012, intervention was granted.

---

[8] *See* 2011 Settlement at paragraph 4.
[9] *See supra* 2011 Order and 2011 Settlement.
[10] *Id.*

9. The Consumer Advocate filed direct testimony on November 21, 2012, raising concerns regarding several aspects of the Company's proposed rate increase. The $390,000 increase in revenues that Navitas requested was based on several assumptions.

First, Navitas used only eleven months of costs and revenues calculate additional revenue it needed annually. The Consumer Advocate adjusted the Company approach to follow the standard procedure of utilizing twelve months of actual data to accurately reflect the revenue necessary to operate a utility.

Second, Navitas requested recovery of capital expenditures typically disallowed by the Consumer Advocate, including organizational costs to acquire the company and legal expenses associated with the 2011 emergency tariff petition. Although the Consumer Advocate excluded these costs, it included capital expenditures expected for replacing meters and pipe extensions.

Third, the request by Navitas assumed many costs would be allocated to Tennessee on a customer allocation method. For some of these costs, the Consumer Advocate identified direct costs and disallowed direct costs that did not benefit customers of Navitas TN NG, LLC. For other costs that could not be easily identified as direct costs with the information available, the Consumer Advocate utilized a customer allocation method for customer-driven costs and a blended allocation method for all other indirect costs.

With the exception of including certain costs that affect rate base that came to light in Company's Rebuttal Testimony filed November 30, 2012, after the Company filed its petition, discovery, and after the Consumer Advocate filed its testimony, the Consumer Advocate excluded costs that were not identifiable in the rate case as a direct or indirect benefit to Navitas TN NG, LLC.

Finally, this Settlement Agreement includes terms to make future rate cases more transparent as to what costs apply directly or indirectly to Navitas TN NG, LLC to help ensure all costs benefiting Navitas TN NG, LLC—and only those costs—are readily identifiable in the rate filing so all Parties can consider them throughout the proceeding. In Tennessee, the utility has the obligation to present any and all information to enable the rate-setting process. Such information must be presented timely and clearly to allow thorough consideration and analysis by all parties. The implementation of the terms in the settlement are intended to minimize the need for requests to adjust rates that become readily identifiable only after some parties have filed testimony.

10. While the Consumer Advocate prefers that rates not increase for ratepayers especially in this difficult economic climate, the increase as defined by this Settlement Agreement represents the Consumer Advocates's proof to which Navitas has agreed with only the adjustment for some circumstances that affect rate base that were brought to light only after the Consumer Advocate filed its testimony.[11] As will be set forth further below, entering into this Settlement Agreement reduces the rate case expenses for the impacted customers, provides for a three year "phase-in" of the rate increase, and provides important consumer protection provisions.

11. The Parties to this Settlement Agreement have engaged in substantial discovery. The Company also has provided information informally in response to questions from the

[11] The Consumer Advocate's testimony was based on data it had at the time its testimony was due. Navitas submitted additional data with the Rebuttal Testimony of Thomas Hartline on November 30, 2012. When data is presented after filing the petition and after discovery, it is impossible for such data to be considered at the time of testimony. The adjustments to rate base include some of the data in the Rebuttal Testimony. The rate case process depends on full disclosure of all information that supports a change to existing rates in the initial petition or otherwise provided to all parties during discovery to enable thorough analysis and consideration prior to filing testimony. Presentment of data after discovery and parties file testimony reduces the transparency of the rate case.

Consumer Advocate and its witnesses, and it has responded to additional discovery requests from TRA Staff.

12. The Parties have undertaken extensive discussions and "give and take" negotiations to resolve all known disputed issues in this case. As a result of the information obtained during discovery and the discussions between the Parties, and for the purpose of avoiding further litigation and resolving this matter upon acceptable terms, the Parties have reached this Settlement Agreement. In furtherance of this Settlement Agreement, the Parties have agreed to the settlement terms set forth below.

SETTLEMENT

13. Based upon the exchange of information and discussions described above, and in order to resolve this case through settlement and avoid the need for further litigation and expenses for all Parties and without waiving any positions asserted in this docket, the Parties have agreed to certain adjustments to the Company's Petition, which are discussed herein.

14. **Revenue Deficiency:** This Settlement Agreement results in adjustments to the Company's filed case collectively reduce the Company's attrition period revenue deficiency from $390,000 to $272,601. This will be an overall increase in revenue billed to customers in the test year ended March 31, 2012 (including purchased gas) of approximately 63% rather than the 81% increase sought by Navitas as described by Navitas in its Petition. The residential customer charge will have a "phased in" increase from $6.00 to $9.00 over the time period ending December 31, 2014. Subject to Authority approval, the Parties agree that this revenue deficiency is reasonable and appropriate for the limited purpose of resolving this docket.

15. **Revenue Requirement:** The Parties agree that the Company's attrition period cost of service should include the components set forth on Exhibit A hereto, which the Parties agree are fair and reasonable to the Company and its customers for limited purpose of settling this docket, and which include the following:

A. Required Operating Income of $72,047;

B. A rate base of $827,560;

C. An overall rate of return of 8.71% on rate base;

D. A return on common equity of 15.4%;

E. A capital structure consisting of 4.26% short-term debt, 67.50% long-term debt, and 28.24% equity;

F. A cost of short-term debt of 6.89%;

G. A cost of long term debt of 6.02%;

H. An attrition period revenue deficiency of $272,601;

I. That rate case expenses incurred in 2012 will be amortized over a period of four years.

J. The attrition year is the twelve months ended December 31, 2013.

K. The test year to evaluate rate base is the twelve months ended December 31, 2011.

L. The test year to evaluate revenue and expenses is the twelve months ended March 31, 2012.

In addition, the Parties agree to the following:

16. **Chart of Accounts:** Navitas agrees to transition to the NARUC USOA method of utility accounting effective January 1, 2013, and that future rate cases will be submitted using those guidelines. Navitas will submit the proposed chart of accounts and seek written comment from the Consumer Advocate and the TRA.

17. **Accounting for direct costs:** Navitas agrees to immediately begin accounting for costs that are specific to various systems (e.g. uniforms, labor dedicated to certain facilities,

travel, consulting services dedicated to certain facilities). Navitas will submit the proposed direct costs accounting and seek written comment from the Consumer Advocate and the TRA. The Parties agree that any comments by the TRA Staff or Consumer Advocate regarding how to track costs are not precedential and are not an endorsement of whether such costs are prudent, reasonable, necessary, or proper for setting rates. Additionally, the process discussed in this paragraph does not include the determination of allocation methods (e.g., customer allocation, Consumer Advocate's blended rate, and Navitas's customer density per mile). Any allocation methods applied to indirect costs for this Settlement Agreement apply only to this Settlement Agreement. Nothing in this Settlement Agreement binds either party to an allocation method for setting rates in the future.

18. To help implement procedures to track direct costs, Navitas will submit the following items:

(A) Within 30 days of approval of this Settlement Agreement, Navitas will submit to the Consumer Advocate and the TRA Staff a list of all its costs, preferably in a manner that is traceable to the Chart of Accounts, and indicate:

(1) what the cost is;

(2) who records the cost;

(3) how often the cost is incurred (e.g., daily, monthly, annually);

(4) how often the cost is recorded to the system (e.g., daily, monthly, annually);

(5) whether the cost is attributable to a specific system or state;

(6) whether the cost is presently recorded to the specific system (e.g., Navitas TN NG) or if it is presently recorded to an account that is allocated as an indirect cost;

(7) whether Navitas believes it can track the cost as a direct cost or if the cost can only be tracked as an indirect cost; and

(8) if tracked as an indirect cost, why such indirect cost allocation is preferable to direct cost accounting.

(B) The Consumer Advocate and the TRA Staff will review the list and consider whether these costs appear appropriate for indirect allocation. The Parties will work together to try and resolve any difference of agreement. If the Parties cannot agree and the Consumer Advocate or TRA Staff believes a cost could be tracked directly to various systems or states relatively easily, Navitas agrees to try to track the costs directly with all the other costs within 90 days of this Settlement Agreement for three months (i.e., months that have been closed) or until it submits its list of accounts with method of accounting as discussed in (C) of this paragraph, whichever is later.

(C) Within 90 days of the approval of the Settlement Agreement, Navitas agrees to begin accounting for direct costs, including those costs that it believes are better tracked as indirect costs but the Consumer Advocate or TRA Staff request Navitas to attempt to track directly discussed in (A) of this paragraph.

(D) Within 200 days of approval of this Settlement Agreement, Navitas agrees to provide a list of accounts to the Consumer Advocate and the TRA Staff and indicate whether Navitas will track the account as a direct cost or an indirect cost that requires allocation. This list will look similar to the list described in (A) of this paragraph; however, the list will be updated as to whether it will be tracked as a direct or indirect cost based on Navitas's experience in tracking direct costs discussed in (B) of this paragraph. For any accounts that Navitas submits as requiring indirect cost allocation, Navitas will also provide a description of (1) what drives the costs to that account (e.g., customer-driven cost like customer service, maintenance driven costs, like maintenance labor); and (2) why it believes costs in that account are too cumbersome to track for each system, including any discussion of what problems it experienced when actually attempting to track the direct costs.

19. **Rates:** The Parties agree that the rate design and rates reflected on Exhibit B are fair and reasonable and appropriate for the limited purpose of resolving this proceeding.

20. **Rate Phase-In:** Effective upon approval by the TRA, rates will be implemented to increase Navitas's annual revenue by $272,601 and to produce a rate of return not to exceed 8.71%. In its initial Petition at question 9, Navitas proposed a "phase-in" of its proposed rate increase ("In order to avoid rate shock, Navitas proposes to divide the rate increase into four increments implemented annually beginning October 1, 2012."). This settlement amount of $272,601 will be "phased-in" in for existing customers in three steps as follows:

A. The first step of the rate increase ($113,471) goes into effect the first day of the first full billing period after approval by the TRA.

B. The second step of the rate increase ($88,652) goes into effect the first day of the first 2014 billing period.

C. The third step of the rate increase ($70,480) goes into effect the first day of the final 2014 billing period.

The increase in the first phase permits the Company to cover the estimated $295,935.68 in operating expenses that will affect the Company's cash flow.[12] The increase in the second phase permits the Company to break even on cash and non-cash expenses. The increase in the third phase permits the Company to earn what it believes is a reasonable rate of return.

21. The phase-in provision set forth in paragraph 20 applies only to customers that exist as of the date of approval of this Settlement Agreement. The rates in the third step apply to all new customers after the approval of this Settlement Agreement. As used herein, new customers include those customers who return after disconnecting service and will also be charged the Reconnection Fee, discussed in paragraph 25(f). Customers who have been disconnected from service because they could not pay their bills should not be considered "new

[12] The Company's estimated cash expenses, as shown on Schedule 4.A, are total expenses less the non-cash expenses of bad debt, customer discounts, and depreciation and amortization (for Navitas TN NG, LLC, shown on Schedule 4.A. and NUC, shown on Schedule 4.A.1).

customers" under this paragraph, and such customers should continue to receive the phase-in rates.

22. If Navitas files for a new rate case at any point during the phase-in period, the phase-in will cease and any phase-in not yet implemented at the time of the rate case will not be applicable to the determination of rates in that proceeding.

23. The Company will clearly and conspicuously notify its customers of the approved rate increase and effective date in a clear and conspicuous manner via mail. Additionally, the Company will provide subsequent clear and conspicuous reminder notices to all impacted customers at least 30 days before each phase-in increase.

24. **Amended Tariff:** This Settlement Agreement does not include any amended tariffs or service regulations.

25. The Parties further agree that the rate increase requests of the Company, filed as a result of this Settlement Agreement, will also include the following tariff changes and requirements for the protection of ratepayers:

A. Budget Repayment Plans. Simultaneous with the rate increase, the Company shall establish and implement a process to offer a budget repayment plan to its customers to pay any past due amounts and any associated charges. Specifically, the Company shall provide their customers with the opportunity (and notify those in need of the budget repayment plan program) to pay the past due bill, including returned check fees and other charges, disconnection and reconnection charges in a payment plan, with no interest, over no less than a three (3) month billing cycle. The Company shall be ordered to only require that the customer pay the first installment payment in order to have service restored. The Customer will also be required to participate in the level pay plan for a period of one-year. If a customer on a payment plan fails to pay a monthly installment as per the terms of the plan and is more than fifteen (15) business days late on any payment, then the

customer's service is subject to disconnection and all past due charges in addition to disconnect/reconnect fees would be due and payable prior to having service restored. The Company shall be required to provide all the same disconnection notices required for any disconnection prior to disconnecting the customer.

B. Clear Notice of Returned Check Fees. Returned check fees can be charged only if Navitas had a tariff approved prior to this Settlement Agreement. For any returned check fees authorized prior to this Settlement Agreement, the Company shall provide a clear and conspicuous notice of any returned check fee charge and other charges and fees, including the amount of the charge, on its monthly billings to customers.

C. Ability to Waive Fees. The Company shall implement and establish a process to permit waiving all fees associated with late or temporary inability to pay payment including, but not limited to, disconnection, reconnection, and late fees, in special circumstances such as financial distress, military deployment or for disabled customers, family members of customers or customers with a unique situation.

D. Prompt Reconnection. The Company shall provide prompt and timely reconnection service for all customers within no more than two (2) days of receiving the first installment payment from the past due customer.

E. Alternate Address Notification. The Company shall establish and implement a process to permit and notify customers of the opportunity to provide an alternate address for notification of a potential disconnection. If a customer has provided such an alternate address, the Company shall be required to provide the required notice of disconnection to that address in addition to the customer's primary billing address.

F. Reconnect Fee. The Company shall be allowed to charge a reconnect fee of six months multiplied by the applicable customer charge at the time of reconnection

for customers who, while at the same address, disconnect service for two or more months within a twelve month period. The maximum reconnect fee permitted under the rates in this Settlement Agreement is $54 (fifty-four dollars) for residential and commercial customers, and $84 (eighty-four dollars) for industrial, public, and institutional customers.

26. As part of the terms of this Settlement Agreement, Navitas agrees to submit quarterly capital expenditure reports within 45 days after each quarter ends to the Consumer Advocate and TRA staff. The year-end reports will be a cumulative report of capital expenditures (completed or in-progress) for the entire year.

(A) The first report should identify each capital asset separately, and report the asset in one of two sections: (1) assets that are in service; and (2) capital expenditures for assets that were in progress and not yet in service as of the date of the report. The report should also provide the following information:

(1) Assets in service:

a. a brief description as to what each capital asset is (e.g., number of meters replaced, extended pipes to add 3 customers);
b. the date the capital asset was put in service; and
c. the amount spent as of the date of the report for the year.

(2) Capital expenditures for assets that will be in service after the mid-year and year-end reporting dates (i.e., construction in progress):

a. a brief description as to what each capital asset is;
b. the amount spent as of the date of the report for the year;
c. the estimated amount to complete the project; and
d. the expected date the asset will be in service.

(B) After the each quarterly report of the first year after the approval of this settlement, Navitas, the TRA Staff, and the Consumer Advocate may discuss any changes to the report (e.g., enhancements, changes to make the report less

cumbersome). Any changes shall be agreed upon by all parties prior to alteration of future reports.

27. In light of the settlement terms as a whole and for the sole purposes of this Settlement Agreement, the Parties agree that the revised rates, tariffs, rate schedules, and service regulations agreed to herein, both individually and in the aggregate, are fair and reasonable for the limited purposes of this Settlement Agreement to all customer classes and will provide Navitas with a reasonable opportunity to recover the agreed upon operating revenue requirement and a reasonable rate of return on investment.

28. All pre-filed testimony, rebuttal and exhibits of the Parties are introduced into evidence without objection, and the Parties waive their right to cross-examine all witnesses with respect to all such pre-filed testimony. If, however, questions should be asked by any person, including a Director, who is not a party to this Settlement Agreement, the Parties may present testimony and exhibits to respond to such questions and may cross-examine any witnesses with respect to such testimony and exhibits.

29. The Parties agree to support this Settlement Agreement before the Authority and in any hearing, proposed order, or brief conducted or filed in this proceeding; provided, however, that the settlement of any issue provided for herein shall not be cited as precedent by any of the Parties hereto in any unrelated or separate proceeding or docket before the Authority. The provisions of this Settlement Agreement are agreements reached in compromise and solely for the purpose of settlement of this matter. They do not necessarily reflect the positions asserted by any party, and no party to this Settlement Agreement waives the right to assert any position in any future proceeding, in this or any other jurisdiction. None of the signatories to this Settlement Agreement shall be deemed to have acquiesced in any ratemaking or accounting methodology or

procedural principle, including without limitation, any cost of service determination or cost allocation or revenue-related methodology.

30. This Settlement Agreement shall not have any precedential effect in any future proceeding or be binding on any of the Parties in this or any other jurisdiction except to the limited extent necessary to implement the provisions hereof.

31. The Parties agree and request the Authority to order that the settlement of any issue pursuant to this Settlement Agreement shall not be cited by the Parties or any other entity as binding precedent in any other proceeding before the Authority or any court, state or federal.

32. The terms of the Settlement Agreement have resulted from extensive negotiations between the signatories and the terms hereof are interdependent. The Parties jointly recommend that the Authority issue an order adopting this Settlement Agreement in its entirety without modification.

33. If the Authority does not accept the settlement in whole, the Parties are not bound by any position or term set forth in this Settlement Agreement. In the event that the Authority does not approve this Settlement Agreement in its entirety, each of the signatories to this Settlement Agreement will retain the right to terminate this Settlement Agreement. In the event of such action by the Authority, within twenty (20) business days, any of the signatories to this Settlement Agreement would be entitled to give notice of exercising its right to terminate this Settlement Agreement; provided, however, that the signatories to this Settlement Agreement could, by unanimous consent, elect to modify this Settlement Agreement to address any modification required by, or issues raised by, the Authority. Should this Settlement Agreement terminate, it would be considered void and have no binding precedential effect, and the

signatories to this Settlement Agreement would reserve their rights to fully participate in all relevant proceedings notwithstanding their agreement to the terms of this Settlement Agreement.

34. In the event that any party and/or the Authority requires that hearings go forward, then the Parties agree that the Parties will jointly move the Authority for the establishment of a procedural schedule that would permit the Parties to obtain responses to any outstanding discovery and to submit evidence and testimony that has not been submitted as a result of reaching this Settlement Agreement.

35. By agreeing to this Settlement Agreement, no Party waives any right to continue litigating this matter should the Settlement Agreement be rejected by the Authority in whole or in part.

36. No provision of this Settlement Agreement shall be deemed an admission of any Party. No provision of this Settlement Agreement shall be deemed a waiver of any position asserted by a party in this docket.

37. Approval by the Authority of the provisions of this Settlement Agreement shall not be construed as a waiver of the Authority's decisions in any rate case or policy decision or constitute an endorsement of any ratemaking methodology by the Authority.

38. This Settlement Agreement shall be governed by and construed under the law of the State of Tennessee and any applicable federal law, Tennessee choice of law rules notwithstanding.

The foregoing is agreed and stipulated to this 17th day of December, 2012.

NAVITAS TN NG, LLC



Thomas Hartline
Navitas Utility Corporation
3186 – D Airway Avenue
Costa Mesa, CA 92626

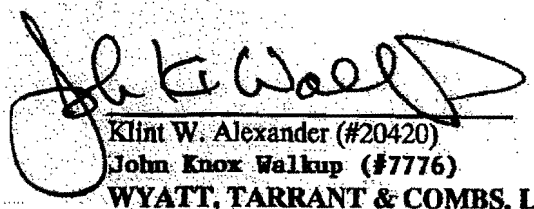

Klint W. Alexander (#20420)
John Knox Walkup (#7776)
WYATT, TARRANT & COMBS, LLP
2525 West End Avenue, Suite 1500
Nashville, Tennessee 37203
(615) 244-0020
Attorneys for Petitioner

CONSUMER ADVOCATE AND PROTECTION DIVISION



Robert E. Cooper, Jr., #10934
Attorney General and Reporter

John J. Baroni, #27041
Assistant Attorney General
Office of the Attorney General
Consumer Advocate and Protection Division
P. O. Box 20207
Nashville, TN 37202-0207
(615) 741-8726 – Telephone

EXHIBIT A

REVENUE REQUIREMENT

NAVITAS TN NG, LLC
INDEX TO SCHEDULES
For the 12 Months Ending December 31, 2013

	Schedule
Results of Operations	1
Average Rate Base	2
Adjustments to Rate Base	2.A
Comparative Rate Base	3
Income Statement at Current Rates	4
Navitas TN NG, LLC - Expense Adjustments	4.A
NUC Expense Adjustments	4.A.1
Depreciation Expense	4.A.2
Amortization Expense	4.A.3
NUC Labor	4.A.4
Allocation Percentage Calculation	4.A.5
Calculation of Inflation	4.A.6
Comparative Income Statement at Current Rates	5
Margin & Revenue Summary at Current Rates	6
Taxes Other than Income Income Taxes	7
Excise Taxes at Current Rates	8
Income Statement at Proposed Rates	9
Rate of Return Summary	10
Revenue Conversion Factor	11

*** The amounts, allocation, calculation, formulas, and results of these schedules apply only to this Settlement and have no precedential effect for future rate cases. ***

NAVITAS TN NG, LLC
Results of Operations
For the 12 Months Ending December 31, 2013

Line No.		Settlement	Company E/	Difference
1	Rate Base	$ 827,560 A/	$ 1,490,326	$ -662,766
2	Operating Income At Current Rates	-199,213 B/	-97,000	-102,213
3	Earned Rate Of Return	-24.07%	-6.51%	-17.56%
4	Fair Rate Of Return	8.71% C/	9.20%	-0.49%
5	Required Operating Income	72,047	137,080	-65,033
6	Operating Income Deficiency	271,260	234,080	37,180
7	Gross Revenue Conversion Factor	1.004943 D/	1.666795	-0.661852
8	**Revenue Deficiency**	$ 272,601	$ 390,164	$ -117,563
	Analysis			
9	Total Revenue (Current Rates)	435,987.63 F/	484,183.00 F/	(48,195.37)
10	Increase in Total Revenue	63% G/	81% G/	-18%

A/ CAPD Exhibit, Schedule 2.
B/ CAPD Exhibit, Schedule 4.
C/ CAPD Exhibit, Schedule 10.
D/ CAPD Exhibit, Schedule 11.
E/ Company Filing. CAPD requests that Navitas files all documents provided to CAPD to the TRA to help ensure confidentical documents are not indavertently filed.
F/ Settlement Exhibit, Schedule 5.
G/ This amount is the percentage increase to the customer's bills based on the PGA rate effective from the CAPD's test year of April 1, 2011 to March 31, 2012, calculated as Revenue Deficiency (Line 8) divided by Total Revenue (Current Rates) (Line 9).

*** The amounts, allocation, calculation, formulas, and results of these schedules apply only to this Settlement and have no precedential effect for future rate cases. ***

NAVITAS TN NG, LLC
Average Rate Base
For the 12 Months Ending December 31, 2013

Line No.		Test Period A/	Adjustments B/	Attrition Period
	Additions:			
1	Utility Plant in Service	$ 1,755,227	$ 182,766	$ 1,937,993
2	Other Long-Term Assets	214,438	-149,431	65,007
3	Working Capital	37,578	-501 *	37,077
4	**Total Additions**	$ 2,007,243	$ 32,834	$ 2,040,077
	Deductions:			
5	Accumulated Depreciation	$ 907,049	$ 73,719	$ 980,768
6	Accumulated Amortization of Other Long-Term Assets	19,257	-12,420	6,837
7	Acquisition Adjustment	251,338	-26,426	224,912
8	**Total Deductions**	$ 1,177,644	$ 34,873	$ 1,212,517
9	**Rate Base**	$ 829,599	$ -2,039	$ 827,560

* Utility Plant in Service, Other Long Term Assets, Accumulated Depreciation, and Plant Acquisition Adjustment are from the Navitas TN NG Trial Balance as of 12/31/2011. The calculation for working capital in this Settlement is the "one-eighth method", which presumes that cash working capital necessary equals 1/8 (or 45 days/360 days) of the O&M expense, which is the NUC Crews charge on Schedule 4.A.

** Other Long Term Assets recorded in Navitas's financial statements

A/ Company Filing.
B/ CAPD Exhibit, Schedule 2.A.

*** The amounts, allocation, calculation, formulas, and results of these schedules apply only to this Settlement and have no precedential effect for future rate cases. ***

NAVITAS TN NG, LLC
Adjustments to Rate Base
For the 12 Months Ending December 31, 2013

Line No.	Adjustments to Additions		
1	Reverse journal entry transfering meters to NUC from TN	9,000.00	A/
2	New Meters from 2011	3,990.00	B/
3	New Meters for 2012	1,976.00	B/
4	New Meters for 2013*	11,520.00	B/
5	2012 Non-meter Capital Expenditures	16,359.76	C/
6	2013 Non-meter Capital Expenditures*	8,568.38	C/
7	California Land	53,009.19	E/
8	California Building	58,729.90	E/
9	Eakley Land	1,845.22	E/
10	Eakley Building	17,767.32	E/
11	Other Long Term Assets	(149,431.38)	F/
12		33,334.39	
13			
14	**Adjustments to Deductions**		
15	Accumulated Depreciation increase for Meters in 2011	1,083.35	D/
16	Accumulated Depreciation increase for 2012 Depreciation	47,987.02	D/
17	Accumulated Depreciation increase for 2013 Depreciation*	24,648.47	D/
18	Amortization of the Acquisition Adjustment 2012 & 2013*	(26,425.64)	E/
19	Amortization of the Other Long Term Assets 2012 & 2013*	(12,420.06)	F/
20		34,873.13	

* The estimated acquisitions and related depreciation and amortization for 2013 are reduced by half to arrive at the Average Rate Base on Schedule 2.A. The meters expected to be replaced in March 2013 are added in full since the replacement occurs in the first part of the year.

Notes:

A/ This amount reflects the reversal of a journal entry recorded to transfer the cores of the meters from TN's fixed assets to NUC's fixed asset, as shown and explained on CAPD Exhibit, Schedule 2.A.

B/ This amount reflects the acceleration of replacing meters, as shown and explained on CAPD Exhibit, Schedule 2.A.

C/ This amount reflects the estimated capital expenditures that are not related to meter replacement as calculated by the CAPD on CAPD Exhibit, Schedule 2.A.

D/ Accumulated Depreciation increase for 2012 and 2013 were calculated on the Depreciation Schedule, Schedule 4.A.2. This amount is also described in CAPD Exhibit, Schedule 2.A.

E/ See Depreciation Schedule, Schedule 4.A.2.

F/ See Amortization Schedule, Schedule 4.A.3.

NAVITAS TN NG, LLC
Comparative Rate Base
For the 12 Months Ending December 31, 2013

Line No.		Settlement A/	Company B/	Difference
	Additions:			
1	Utility Plant in Service	$ 1,937,993	$ 2,443,206	$ -505,213
2	Other Long-Term Assets	65,007	27,300	37,707
3	Working Capital	37,077	37,866	-789
4	**Total Additions**	$ 2,040,077	$ 2,508,372	$ -468,295
	Deductions:			
5	Accumulated Depreciation	$ 980,768	$ 1,018,046	$ -37,278
6	Accumulated Amortization of Other Long-Term Assets	6,837	0	6,837
7	Acquisition Adjustment	224,912	0	224,912
8	**Total Deductions**	$ 1,212,517	$ 1,018,046	$ 194,471
9	**Rate Base**	$ 827,560	$ 1,490,326	$ -662,766

A/ CAPD Exhibit, Schedule 2.
B/ Company Filing.

*** The amounts, allocation, calculation, formulas, and results of these schedules apply only to this Settlement and have no precedential effect for future rate cases. ***

NAVITAS TN NG, LLC
Income Statement at Current Rates
For the 12 Months Ending December 31, 2013

Line No.		Test Period A/	Adjustments	Settlement Attrition Amount
	Operating Revenues:			
1	Gas Sales & Transportation Revenues	$ 456,860	$ -28,667	$ 428,193 B/
2	Other Revenues	27,323	-19,529	7,794 C/
3	**Total Revenue**	$ 484,183	$ -48,195	$ 435,988
	Operating & Maintenance Expenses:			
4	Purchased Gas Expense	$ 224,324	$ -5,164	$ 219,160 B/
5	Operations & Maintenance	302,949	60,722	363,671 D/
6	**Total Operating & Maintenance Expenses**	$ 527,273	$ 55,558	$ 582,831
	Other Expenses:			
7	Depreciation & Amortization Expense	$ 55,094	$ -13,636	$ 41,458 D/
8	General Taxes	10,469	442	10,911 E/
9	State Excise Taxes	0	0	0 F/
10	Federal Income Taxes	0	0	0 G/
11	**Total Other Expenses**	$ 65,563	$ -13,194	$ 52,369
12	**Total Operating Expenses**	$ 592,836	$ 42,364	$ 635,200
13	**Utility Operating Income**	$ -108,653	$ -90,560	$ -199,213

A/ Company Filing.
B/ CAPD Exhibit, Schedule 6.
C/ Navitas TN NG account # 4199, Penalties & Service Charges

12/31/2011:	$6,174.20
Less Q1 2011:	3,962.23
Add Q1 2012:	5,582.21
Total	$7,794.18

D/ CAPD Exhibit, Schedule 4.A.
E/ CAPD Exhibit, Schedule 7.
F/ CAPD Exhibit, Schedule 8.
G/ Federal Income Taxes are passed through to the owner's personal return.

*** The amounts, allocation, calculation, formulas, and results of these schedules apply only to this Settlement and have no precedential effect for future rate cases. ***

NAVITAS TN NG, LLC
TN Expense Adjustments
For the 12 Months Ending December 31, 2013

		Company P&L 12/31/2011*	Deduct P&L 1/1/2011 to 3/31/2011*	Add P&L 1/1/2012 to 3/31/2012*	Company P&L 4/1/2012 to 3/31/2012	Settlement Adjustments	Settlement Adjusted Expenses for 4/1/2012 to 3/31/2012	Inflation (2012 & 2013) G/	Total Expenses
5900	Direct Costs								
5921	NUC-Crews	278,164.98	50,060.01	88,590.00	316,694.97	A/	A/		296,613.22 A/
5923	NUC-asset billing	15,447.66	2,173.75	4,977.00	18,250.90	(18,250.90) B/	-		-
5999	Depreciation	49,634.18	10,371.18	14,240.61	53,503.63	(17,434.33) C/	36,069.30		36,069.30
5999	Amortization					13,673.31 D/	13,673.31		13,673.31
6000	Overhead								
6300	Bank Fees	1,372.82	169.70	590.92	1,794.04		1,794.04	1.038	1,861.78
6408	Advalorem Tax Expense	6,976.83		1,740.00	8,716.83		8,716.83	1.038	9,045.95
6410	Lic, permit, member			1,920.00	1,920.00		1,920.00	1.038	1,992.49
6412	Postage-billing	1,152.85	283.13	352.82	1,242.64	(62.13) E/	1,180.51	1.038	1,225.08
6420	Tax consult & filing	53.15			53.15		53.15	1.038	55.16
6495	Bad debt	6,210.77		100.84	8,311.41	(4,000) F/	2,311.41	1.038	2,398.68
6496	Customer Discounts	523.60	291.51	477.45	709.54		709.54	1.038	736.33
		359,536.93			409,197.11	(28,074.05)	383,123.06		363,671.30

* Per Navitas's Quickbooks reports.

A/ The Settlement adjustments to the NUC-Crews expense amount to calculate the fair and reasonable expenses allocated to TN for the attrition year are shown on CAPD Exhibit, Schedule 4.A.1.

B/ To remove the expenses related to intercompany charges by NUC to TN for meter fees of $3.00 per meter. The meters should be recorded in TN's fixed assets and depreciated in TN's books. See Note B on Schedule 2.A.1.

C/ To adjust depreciation expenses for the meters and the expected 2012 and 2013 capital expenditures, as well as include the amortization of the Plant Acquisition Adjustment. See Schedule 4.A.2.

D/ To include amortization for organizational costs, the unamortized portion of the 2011 rate case expenses, and the 2012 rate case expenses. See Amortization Schedule, Schedule 4.A.3.

E/ To reduce the amount of postage by the 5% markup amount erroneously applied to expenses directly charged from NUC to TN.

F/ Per review of the account details of account #6495, Bad Debt Expense,$6,178.09 of the expenses from 4/1/2011 to 3/31/2012 related to a write off of $6,178.95 to clean up of bad debt receivables that were on Gasco's books and probably should have been written off before the purchase by Navitas. Per review of the account details for 2012 and discussions with Navitas, the 2011 write off was an aberration. The Settlement adjusted this account so that the 2013 expenses would reflect the 2012 bad debt expense as of 11/16/2012 of $2,347.25, as annualized.

G/ Per Inflation Schedule, Schedule 4.A.6.

NAWTAH TN NB, LLC
NUC Expense Adjustments
For the 12 Months Ending December 31, 2013

		Company P&L 1/01/2011*	Direct P&L 1/1/2011 to 3/31/2011*	Adv P&L 1/1/2012 to 3/31/2012*	Company P&L 4/1/2012 to 3/31/2013	Settlement Adjustments for Indirect Costs	Settlement Allocation % to TN	Settlement Indirect Costs Allocable to TN	Settlement Adjustments for TN's Direct Costs	Inflation (2012 to 2013)	Cf	NUC charges to TN 1/01/2013
5000	Direct Costs											
	5100 Services (labor)	1,878,891.19	368,565.48	413,866.71	1,704,242.41	(1,818,089) A		88,149.20	76,798 AI	1.038		169,091
	5100 Services (non-labor)					110,654	9.29% W	10,308.05		1.038		10,696
	5300 Equipment	28,191.04	3,774.12	8,841.93	39,859.85	-	9.29%	3,650.04		1.038		3,165
	5400 Construction	52,791.29	2,303.31	(16,744.99)	34,998.13	(34,499) AI	9.29%	-		1.038		-
5050	Depreciation	224,370.75	51,222.64	53,148.99	294,397.01	(46,362) EI	9.29%	14,884.27		1.000	XI	14,459
6100	General Expenses											
	6110 Communication Equipment	3,068.19	281.99	780.40	3,998.04	-	9.29%	391.04		1.038		344
	6120 Communication Services	48,890.36	9,936.51	13,822.14	62,167.02	-	9.29%	4,912.05		1.038		4,564
	6130 Postage	13,778.32	4,744.78	2,431.98	11,483.53	(8,824) DI	9.29%	271.25		1.038		261
	6140 Office Consumables	16,975.25	5,403.26	7,760.98	21,392.99	-	9.29%	1,979.04		1.038		2,044
	6150 Travel & Subsistence	18,704.12	(3,886.33)	12,808.20	32,606.66	(31,700) EI	9.29%	77.80	6,800 EI	1.038		6,998
6200	Office Expenses											
	6210 Payroll Expenses	386,643.18	105,991.28	103,787.07	388,349.53	(143,268) IV	9.29%	22,150.97	16,800 IV	1.038		40,279
	6220 Facilities	80,817.02	6,219.83	7,804.34	46,201.73	(26,886) GI	9.29%	1,491.85		1.038		1,969
	6230 Utilities	28,809.84	5,269.21	5,148.72	28,973.45		9.29%	2,645.44		1.038		2,745
	6232 Equipment Leasing	968.07	(2,451.27)	883.73	4,284.07	(372) NI	9.29%	361.85	372 NI	1.038		782
	6241 Contracted Transportation	177,886.44	31,282.80	22,813.56	109,187.80	(109,187) EI	9.29%	0.05		1.038		0
	6242 Fuel	180,740.92	37,755.66	43,946.18	196,883.58	(68,918) EI	9.29%	11,708.85		1.038		12,162
	6240 Transportation - Other	104,278.95	24,650.33	27,011.84	108,781.48	(68,918) EI	9.29%	3,678.18		1.038		3,818
6230	Bank Fees	1,800.00	1,000.60	1,180.92	3,982.52		9.29%	367.49		1.038		381
6400	Professional Services											
	6410 Licenses, permits, membership	11,788.71	4,982.41	5,388.28	12,196.66		9.29%	1,124.39		1.038		1,167
	6420 Tax Consult& Filing	24,880.00		2,760.00	27,630.00		9.29%	2,530.71		1.038		2,628
	6425 Legal	21,821.02	19,900.17	54,196.12	65,080.31	(72,795) KI	9.29%	1,197.19		1.038		1,160
	6440 Bonds & Insurance	91,830.32	26,186.44	23,230.46	89,886.40		9.29%	8,182.19		1.038		8,491
	6445 Safety & Security	62,988.10	13,344.43	10,877.73	60,291.40		9.29%	4,638.93		1.038		4,815
	6450 Company promotions	2,057.93	575.62	65.38	1,774.43		9.29%	163.71		1.038		170
	6471 Education	10,711.82	2,915.62	4,830.41	12,915.71		9.29%	1,164.03		1.038		1,208
	6470 Seminars & Subscriptions	6,913.26	108.00	213.48	7,324.44		9.29%	648.08		1.038		673
	6475 Employee Incentives	1,800.00	600.00		1,200.00		9.29%	92.29		1.038		96
	6799 Penalties & Fines	1,378.75	268.49	1,854.87	5,048.69	(3,047) LI	9.29%	-		1.000	XI	-
9510	New Opportun & Methods	30,000.00	7,500.00	7,500.00	30,000.00		MI	9.29%	2,787.63		1.038	2,972
		3,262,621.28	722,193.84	817,508.82	3,303,850.38	(2,121,575.40)		186,389.44	99,378.00			286,913

* Per Navitas's Quickbooks reports.

A/ Settlement took the $1,595,588 in employee and outside labor and allocated labor in TN, which is shown on Labor, Schedule 4.A.4. The remainder of the charges of $110,654 were for uniform services that had aspects of the location incurring the costs of the uniform services as well as monthly charges to Volunteer Trenching to be available for back up services. These non-labor charges will be considered for tracking directly to the benefiting systems for future rate cases.

B/ The charges to this account are primarily expenses that are later capitalized to specific systems. The balance in this account reflects the timing differences between the expense and the time of capitalization. It is essentially a CWIP account that can apply to any of the systems. The Settlement reduces the indirect allocation costs for CWIP and estimated capital expenditures for Tennessee in Schedule 2 and 2.A. Per the terms of the Settlement, the charges to this account will be considered for tracking costs directly to the benefiting system in separate accounts.

C/ To remove the depreciation expense recorded in the activity for the indirect allocations and add the estimated depreciation expenses for the meters in Tennessee expected for 2013 (per the Depreciation Schedule, Schedule 4.A.2.)

D/ All postage is charged back to other cost centers in the systems as a 6% markup. The individual states are charged for the postage for sending out customer bills. The Settlement eliminated the 6% markup for TN in Schedule 4.A.1 to reduce expenses in TN. Historically, this expense was $[illegible] per month. The Settlement's adjustment results in approximately 22940 per year in Postage expense for NUC ((100 stamps * $0.49 * 52 weeks) + ($50 Priority/non-envelope shipping * 12 months)).

E/ The Settlement includes recovery for the work travel based on the planned trips in 2013:
- Walker and Cash (TN labor) training for 2 days (direct cost) and
- 2 California employees attending a 3-day training on utility accounting (indirect).

The Settlement estimated expenses of $140 daily for lodging and subsistence for the planned trips, the direct costs to TN are $6,580, and the indirect costs for the utility accounting training is $1,420. The Settlement also includes an [illegible] at approximately $1,500 per trip to include meals, per diem, hotel and taxes, and car rental. Air and mileage are expensed in a separate account. Air travel was included for Navitas because [illegible]. Travel expenses of $2,900 were eliminated from Transportation - Other, account #6240.

F/ This account reflects employee benefits. The Settlement reduces the indirect costs by 37.37% of the test year expenses to reflect the appropriate healthcare costs associated with the employees dedicated to Oklahoma and Kentucky. The 37.37% was derived from reviewing the employee expenses on Labor Schedule, Schedule 4.A.4. CAPD also reclassified the healthcare related to TN's labor from Indirect Costs to the costs directly allocable to TN.

G/ The Penalties expenses reduced significantly because the California office originally rented facilities but then purchased office space. The Settlement adjusted the annual expenses to reflect these expected savings for 2013.

H/ This account has three monthly charges: (1) $106 to Pitney Bowes for the postage machine (billing); (2) $13 to Airgas for equipment leased at the Ealey, Oklahoma location; and (3) $31 to Holston for equipment leased and dedicated to the Jellico, Tennessee operations. The Settlement Reclassified the Holston charges to direct charges to TN.

I/ This account is entirely plane expense, which the Settlement disallows for recovery through rates. Reasonable and prudent travel expenses have been estimated and included in the Travel and Subsistence adjustments. See E.

J/ This account includes the fuel for the trucks, which is allowed for rate recovery, as well as the disallowed expenses for plane fuel and fuel used for personal purposes. The Settlement disallowed the costs associated with the above using adjustments in CAPD Exhibit, Schedule 4.A.1. Because some trucks are dedicated to certain systems, some or all the costs charged to this account should be considered for direct cost tracking for future rate cases.

K/
This account includes expenses for the trucks, which is an allowable expenses as well as expenses of $2500 to two executive officers ($5000 total). The Settlement adjusted this amount based on CAPD adjustments in CAPD Exhibit, Schedule 4.A.1. Because some trucks are dedicated to certain systems, some or all the costs charged to this account should be considered for direct cost tracking for future rate cases.

L/ This account is for late fees and other fines and penalties. Such charges are not permitted for recovery through rates because the rates for 2013 are expected to permit the company to avoid penalties and fines.

M/ Per CAPD Exhibit, Schedule 4.A.1, this account reflects monthly charges of $2500 for a consultant to advise Navitas about utility practices.

N/ This percentage is the allocation percentage calculated, as shown on CAPD Exhibit Allocation Percentage Calculation, Schedule 4.A.3.

O/ Inflation amounts are from CAPD Exhibit, Schedule 4.A.6. Also available in Settlement Exhibit, Schedule 4.A.6.

X/ Inflation adjustments do not apply to these accounts.

*** The amounts, allocation, calculation, formulas, and results of these schedules apply only to this Settlement and have no precedential effect for future rate cases. ***

Navitas TN NG, LLC
Depreciation Expense
For the 12 Months Ending December 31, 2013

Source: 2012 3rd Quarter Depreciation Schedules from Joey Irwin						Settlement Calculation	
	Acq Date	Life	Cost basis	Tennessee Allocation	2012 Depreciation Expense (annualized)	2013 Depreciation Expense
Mains (NARUC acct #376)						
Byrdstown & County	12/31/10	480	550,595.00	550,595.00	$ 13,764.88	$ 13,764.88
Fentress County	12/31/10	480	3,018.00	3,018.00	$ 75.45	$ 75.45
Jellico System	12/31/10	480	1,183,700.00	1,183,700.00	$ 29,592.50	$ 29,592.50
Total 1774			1,737,313.00	1,737,313.00	$ 43,432.83	$ 43,432.83
Rebuild Byrdstown Odorant Sys	01/01/11	240	15,000.00	15,000.00	$ 750.00	$ 750.00
Total 1771			15,000.00	15,000.00	$ 750.00	$ 750.00
Services (NARUC acct #380)						
Service - McCreaty; McCreaty; Veach	10/31/11	480	1,286.25	1,286.25	$ 32.16	$ 32.16
Service - Delk; Stevens	11/30/11	480	892.50	892.50	$ 22.31	$ 22.31
Service - Chitwood	12/31/11	480	735.00	735.00	$ 18.38	$ 18.38
Service - Pickett County Visitor Center	01/31/12	480	5,421.76	5,421.76	$ 135.54	$ 135.54
Service - Jellico Elementary	03/31/12	480	2,600.85	2,600.85	$ 65.02	$ 65.02
Service - David Creekmore	04/30/12	480	525.00	525.00	$ 13.13	$ 13.13
Service - Jellico Hospital	05/31/12	480	598.50	598.50	$ 14.96	$ 14.96
Service - Eller Baptist Church	05/31/12	480	2,001.30	2,001.30	$ 50.03	$ 50.03
Service - Glen Parris	07/31/12	480	507.41	507.41	$ 12.69	$ 12.69
Service - Robert Johnson	08/30/12	480	615.00	615.00	$ 15.38	$ 15.38
Total 1772			15,183.57	15,183.57	379.59	379.59
Subtotal			1,767,496.57	1,767,496.57	44,562.41	44,562.41
Acquisition adjustment						
Acquisition Adjustment - Jellico	12/31/10	240	(44,840.00)	(44,840.00)	$ (2,242.00)	$ (2,242.00)
Acquisition Adjustment - Byrdstown	12/31/10	240	(219,120.00)	(219,120.00)	$ (10,956.00)	$ (10,956.00)
Total 1777			(263,960.00)	(263,960.00)	(13,198.00)	(13,198.00)
Acquisition balancing entry	06/30/11	240	(592.86)	(592.86)	$ (29.64)	$ (29.64)
Total 1778			(592.86)	(592.86)	(29.64)	(29.64)

*** The amounts, allocation, calculation, formulas, and results of these schedules apply only to this Settlement and have no precedential effect for future rate cases. ***

		Acq Date	Life	Cost basis	Tennessee Allocation		2012 Depreciation Expense (annualized)	2013 Depreciation Expense
CAPD Adjustments to Navitas TN NG, LLC's Asset Listing								
TN	2011 Meter Cores	01/01/11	120	9,000.00	9,000.00		900.00	900.00
	2011 Meters*	06/01/11	120	2,014.00	2,014.00		201.40	201.40
	2011 Meters*	09/01/11	120	1,976.00	1,976.00		197.60	197.60
	2012 Meters*	04/01/12	120	1,976.00	1,976.00		148.20	197.60
	2013 Meters*	03/01/13	120	11,520.00	11,520.00		N/A	960.00
	2012 other cap ex 4th Quarter	11/15/12	480	4,089.84	4,089.84		17.04	102.25
	2013 other cap ex**	06/30/13	480	17,136.76	17,136.76		N/A	214.21
California	Land - 3188D Airway Blvd, Costa Mesa	06/30/11		547,200.00	50,485.13	A/		
	Land - Closing cost on property	06/30/11		27,357.91	2,524.06	A/		
	Value of building improvements 4600sf * $50	06/30/11	468	240,000.00	22,142.60	A/	567.76	567.76
	Improvements in 2011	12/31/11	468	335,870.90	30,987.73	A/	794.56	794.56
	Improvements in 2012 Q1	03/31/12	468	54,392.82	5,018.33	A/	128.68	128.68
	Improvements in 2012 Q2	06/30/12	468	6,300.00	581.24	A/	14.90	14.90
Eakley	Land - Eakly	07/28/09		40,000.00	1,845.22	B/		
	Eakly Structure	07/28/09	468	12,501.70	576.71	B/	14.79	14.79
	LI - Eakly reconstr L	09/30/09	468	24,311.25	1,121.49	B/	28.76	28.76
	LI - Closing costs	10/01/09	468	1,346.75	62.13	B/	1.59	1.59
	LI - Eakly reconstr M&S	10/31/09	468	2,378.01	109.70	B/	2.81	2.81
	LI - Eakly reconstr L&E	10/31/09	468	16,090.88	742.26	B/	19.03	19.03
	LI - Eakly reconstr L&E	11/30/09	468	15,025.13	693.12	B/	17.77	17.77
	LI - Eakly reconstr L&E	12/31/09	468	32,997.00	1,522.17	B/	39.03	39.03
	LI - Eakly reconstr M&S	12/31/09	468	35,895.26	1,655.86	B/	42.46	42.46
	LI - Eakly reconstr L,E,M&S	01/31/10	468	21,875.74	1,009.28	B/	25.88	25.88
	LI - Eakly reconstr L,E,M&S	02/28/10	468	13,107.00	604.65	B/	15.50	15.50
	LI - Eakly reconstr L,E,M&S	03/31/10	468	65,315.10	3,013.01	B/	77.26	77.26
	LI - Eakly reconstr L,E,M&S	04/30/10	468	8,209.73	378.72	B/	9.71	9.71
	LI - Eakly reconstr L,E,M&S	05/31/10	468	15,725.70	725.43	B/	18.60	18.60
	LI - Eakly reconstr L,E,M&S	06/30/10	468	40,070.65	1,848.48	B/	47.40	47.40
	LI - Eakly reconstr L,E,M&S	10/01/10	468	3,153.95	145.49	B/	3.73	3.73
	LI - Eakly reconstr L,E,M&S	10/01/10	468	20,179.66	930.90	B/	23.87	23.87
	LI - Eakly reconstr L,E,M&S	10/31/10	468	3,955.43	182.47	B/	4.68	4.68
	LI - Eakly reconstr L,E,M&S	11/30/10	468	6,943.76	320.32	B/	8.21	8.21
	LI - Eakly reconstr L,E,M&S	12/31/10	468	1,531.72	70.66	B/	1.81	1.81
	LI - Eakly reconstr L,E,M&S	01/31/11	468	5,447.66	251.30	B/	6.44	6.44
	LI - Eakly reconstr L,E,M&S	02/28/11	468	3,499.66	161.44	B/	4.14	4.14
	LI - Eakly reconstr L,E,M&S	03/31/11	468	1,486.69	68.58	B/	1.76	1.76
	LI - Eakly reconstr L,E,M&S	04/30/11	468	825.98	38.10	B/	0.98	0.98
	LI - Eakly reconstr L,E,M&S	05/31/11	468	479.75	22.13	B/	0.57	0.57
	LI - Eakly reconstr L,E,M&S	06/30/11	468	1,057.52	48.78	B/	1.25	1.25
	LI - Eakly reconstr L,E,M&S	07/31/11	468	264.87	12.22	B/	0.31	0.31
	LI - Eakly reconstr L,E,M&S	09/30/11	468	613.54	28.30	B/	0.73	0.73
	LI - Eakly reconstr L,E,M&S	10/31/11	468	566.72	26.13	B/	0.67	0.67
	LI - Eakly reconstr L,E,M&S	11/30/11	468	1,784.97	82.34	B/	2.11	2.11
	LI - Eakly reconstr L,E,M&S	12/01/11	468	22,207.30	1,024.44	B/	26.27	26.27
	LI - Eakly reconstr L,E,M&S	12/31/11	468	2,224.99	102.64	B/	2.63	2.63
	LI - Eakly reconstr L,E,M&S	01/31/12	468	1,389.65	64.11	B/	1.64	1.64
	LI - Eakly reconstr L,E,M&S	02/29/12	468	823.33	28.77	B/	0.68	0.74
	LI - Eakly reconstr L,E,M&S	05/31/12	468	2,114.53	97.55	B/	1.48	2.50
				1,683,088.49	179,084.32		3,424.60	4,734.53
Totals (Net of Acquisition Adjustments)				3,180,932.20	1,682,308.03		34,759.38	38,069.30

Note: The Company calculates a full month of depreciation for the month of acquisition.

* Per discussion with CAPD Exhibit, Schedule 4.A.2, 157 meters had been replaced by 11/17/2012. Hardline indicated that approximately a third of the total meters were replaced in June 2011, September 2011, and April 2012. Hardline also indicated that 200 meters were scheduled to be replaced in March 2013. For further information, see Note B on CAPD Exhibit, Schedule 2.A, Adjustments to Rate Base.

** The Settlement assumes the acquisitions will occur throughout the year. To reflect this, CAPD chose the mid-year acquisition date of 6/30/2013.

A/ These costs are for the land and building, including leasehold improvements, for the California location where management and other administrative duties are performed. For settlement purposes, the property was allocated using CAPD blended allocation in CAPD Exhibit A, Schedule 4.A.5 of 9.23% because the services performed at this location go beyond customer service duties. Also for settlement purposes, the useful life used was 39 years.

B/ These costs are for the land and building, including leasehold improvements, for the California location where management and other administrative duties are performed. This building is approximately 7,000 square feet with approximately half of it being used to rebuild meters. The space for meters was removed from the cost basis for allocation because the costs to build meters are a capitalized cost. The other half of the building has four private offices, three open workspaces, bathrooms, and a conference room. Three of the four private offices are used by managemerial or operations employees. One of the private offices is used by a customer service representative as well as the three open workspaces. The conference room is used primarily for managerial and administrative purposes. For settlement purposes, the property was allocated using CAPD blended allocation in CAPD Exhibit A, Schedule 4.A.5 of 9.23% because the services performed at this location go beyond customer service duties. Also for settlement purposes, the useful life used was 39 years.

*** The amounts, allocation, calculation, formulas, and results of these schedules apply only to this Settlement and have no precedential effect for future rate cases. ***

Navitas TN NG, LLC
Amortization Expense
For the 12 Months Ending December 31, 2013

Source: 2012 3rd Quarter Depreciation Schedules from Joey Irwin

	Acquisition Date	Life (months)	Cost Basis		Accumulated Amortization as of 12/31/2011	Unamortized balance as of 12/31/2011	
Org Costs							
80% of legal cost of Gasco acq	12/31/10	120	72,400.00		7,843.33	64,556.67	
20% of legal cost of Gasc acq Q1 '11	03/31/11	120	6,220.00		518.33	5,701.67	
NUC expense for TN transaction	03/31/11	120	91,575.00		7,631.25	83,943.75	
Legal Services for GASCO closing	06/30/11	120	9,132.38		532.72	8,599.66	
Total 1881			179,327.38		16,525.64	162,801.74	A/
Rate Case							
Legal Services for Rate Tariff	06/30/11	60	5,750.33		670.87	5,079	
Legal Services for Rate Tariff	07/31/11	60	6,608.26		660.83	5,947	
Legal Services for Rate Tariff	08/31/11	60	7,196.79		599.73	6,597	
Legal Services for Rate Tariff	09/30/11	60	6,586.13		439.08	6,147	
Legal Services for Rate Tariff	10/31/11	60	6,092.63		304.63	5,788	
Legal Services for Rate Tariff	11/30/11	60	479.85		16.00	464	
Legal Services for Rate Tariff	12/31/11	60	2,396.84		39.55	2,357	
Total 1882			35,110.85		2,731.08	32,379.77	B/
DIMP	08/01/12	63	26,964.00	D/	-	-	

2013 Amortization

	Acquisition Date	Life (months)	Unamortized balance as of 1/1/2013		Monthly	2013 Amortization Expense
Rate Case						
Legal fees to obtain 25-yr Franchise Agmt	04/26/12	300	7,183	E/	23.94	287.31
2012 DIMP asset	08/01/12	58	24,824	D/	428.00	5,136.00
Estimated Legal Services for 2012 Rate Case	12/31/12	48	33,000.00	C/	687.50	8,250.00
Total 1882			65,006.85		687.50	13,673.31

Note: The Company calculates a full month of amortization for the first month the capitalized expense is amortized.

A/ The Settlement reduced rate base and adjusted the accumulated depreciation on Schedule 2.A to reflect the elimination of these investor expense.

B/ The Settlement reduced rate base and adjusted the accumulated depreciation on Settlement Exhibit, Schedule 2.A.1 to reflect the elimination of these non-recurring expense.

C/ Navitas did not include any rate case expense in its petition. The Settlement adjusted rate case expense based on estimated expenses. See CAPD Exhibit, Schedule 4.A.3.

D/ The DIMP asset is calculated as follows:

Minimum monthly payments	$4,000
x Minimum number of payments	63
x Tennessee customer allocation	10.7%
Tennessee DIMP Asset	$26,964

Minimum monthly payments calculated per the contract is $1 per customer, with a minimum of 4,000 customers. Minimum number of monthly payments is also according to the contract. The Tennessee customer allocation is based on Navitas's petition. Since the number of customers will vary each month, and according to the Quickbooks report showing that Tri-Star has only charged Navitas $4,000 per month, any amount above the minimum payment is uncertain at the time of this rate case.

*** CONFIDENTIAL INFORMATION***

12-00068
Settlement Exhibit A
Schedule 4.A.4

NAVITAS TN NG, LLC
NUC Labor
For the 12 Months Ending December 31, 2013



NAVITAS TN NG, LLC
Allocation Percentage Calculation
For the 12 Months Ending December 31, 2013

Line No.		Tennessee		Kentucky		Oklahoma		Total	
1	Gross Plant in Service*	1756	14.03%	1045	8.35%	9711	77.61%	12,512	100.00%
2	Customers**		10.70%					-	10.70%
3	Miles of Pipe***	34	2.94%	25	2.16%	1096	94.89%	1,155	100.00%
4	Sum of Allocations		27.68%		10.52%		172.51%		
5	Simple Average (+3)		3		3		3		
6	**Allocation of NUC's O&M**		**9.23%**		**3.51%**		**57.50%**		**70.23%**

* Gross Plant in Service is in millions. It is unadjusted for any Acquisition Adjustments.
** Customer allocation is per Navitas's petition.
*** Six customers in Tennessee are domestic tap customers spread along 30 miles of third-party pipe. The 34 miles of pipe shown for the calculation of the Tennessee's allocation is net of any pipes owned by a third-party because presumably the third-party would either maintain their own pipes or reimburse NUC for any expenses incurred to maintain third-party pipe.

NAVITAS TN NG, LLC
Calculation of Inflation
For the 12 Months Ending December 31, 2013

YEAR	QUARTER 1/1 - 3/31	4/1 - 6/30	7/1 - 9/30	10/1 - 12/31	ATTR YR GDP IDP
2010	110.21	110.69	111.217	111.775	110.9730
2011	112.362	113.106	113.940	113.985	113.3483
AVERAGE GDP DEFLATOR FOR YEAR 2011					2.14%
					1.038 A/

Source: U.S. Department of Commerce, Bureau of Economic Analysis, Table 1.1.9 (Information available as of October 26, 2012).

A/ This number represents the GDP deflator compounded for 9 months of 2012 (April 2012 through December 2012) and 12 months in 2013.

NAVITAS TN NG, LLC
Comparative Income Statement at Current Rates
For the 12 Months Ending December 31, 2013

Line No.		Settlement A/	Company B/	Difference
	Operating Revenues:			
1	Gas Sales & Transportation Revenues	$ 428,193	$ 456,860	$ -28,667
2	Other Revenues	7,794	27,323	-19,529
3	**Total Revenue**	$ 435,988	$ 484,183	$ -48,195
	Operating & Maintenance Expenses:			
4	Purchased Gas Expense	$ 219,160	$ 224,324	$ -5,164
5	Operations & Maintenance	363,671	302,949	60,722
6	**Total Operating & Maintenance Expenses**	$ 582,831	$ 527,273	$ 55,558
	Other Expenses:			
7	Depreciation Expense	$ 41,458	$ 55,094	$ -13,636
8	General Taxes	10,911	10,469	442
9	State Excise Taxes	0	-11,653	11,653
10	Federal Income Taxes	0	0	0
11	**Total Other Expenses**	$ 52,369	$ 53,910	$ -1,541
12	**Total Operating Expenses**	$ 635,200	$ 581,183	$ 54,017
13	**Utility Operating Income**	$ -199,213	$ -97,000	$ -102,213

A/ CAPD Exhibit, Schedule 4.
B/ Company Filing.

*** The amounts, allocation, calculation, formulas, and results of these schedules apply only to this Settlement and have no precedential effect for future rate cases. ***

NAVITAS TN NG, LLC
Margin & Revenue Summary at Current Rates
For the 12 Months Ending December 31, 2013

Line No.	Customer Class	Billing Determinant A/	Current Rate B/	Revenue
	Residential:			
1	Customer Charge	5,114	$ 6.00	$ 30,684
2	First 9 Ccf per Month	34,185	0.25	8,546
3	Commodity Charge (All Consumption)	182,578	0.40	73,031
4	**Total Residential Margin**			$ **112,261**
	Commercial:			
5	Customer Charge	902	$ 6.00	$ 5,412
6	First 9 Ccf per Month	6,174	0.25	1,544
7	Commodity Charge (All Consumption)	113,651	0.40	45,460
8	**Total Commercial Margin**			$ **52,416**
	Industrial:			
9	Customer Charge	126	$ 6.00	$ 756
10	First 9 Ccf per Month	981	0.25	245
11	Commodity Charge (All Consumption)	144,516	0.30	43,355
12	**Total Industrial Margin**			$ **44,356**
13	**Total Sales Margin**			$ **209,033**
14	**Gas Cost**	440,745	$ 0.49725 C/	$ **219,160**
15	**Total Sales Revenue**			$ **428,193**

A/ The billing determinants differ slightly than the actual billing determinants. Per discussion with Navitas, the system that calculates the bills does not have the reporting capabilities to show the number of customers and the flow for each customer. Navitas tracks of the number of meters and the flow monthly. Navitas provided the number of meters and flow for the 12 months ended 3/31/2012 to CAPD. Per discussion with Navitas, there are a few customers with more than one meter, however the exact number is unknown. Since the flow per customer is also unknown, Navitas estimates revenue by taking the average flow per customer and, when that average is greater than 9 Ccf, assumes that each customer used at least 9 Ccf. Navitas recognizes that both of these variances of using meters instead of customers and using average flow instead of actual flow per customer may overstate the estimated revenue for
B/ Current Emergency Tariff Rates.
C/ Current PGA Rate.

*** The amounts, allocation, calculation, formulas, and results of these schedules apply only to this Settlement and have no precedential effect for future rate cases. ***

NAVITAS TN NG, LLC
Taxes Other than Income Income Taxes
For the 12 Months Ending December 31, 2013

Line No.		Settlement A/	Company B/	Difference
1	Property Taxes	$ 6,977	$ 6,977	$ 0
2	TRA Inspection Fee	1,920	1,920	0
3	Payroll Taxes	0	0	0
4	Franchise Tax	2,014	1,572	442
5	Gross Receipts Tax	0	0	0
6	Allocated & Other Taxes	0	0	0
7	**Total**	$ 10,911	$ 10,469	$ 442

A/ From Company's actual property tax bills for 2011 and the 2011 Franchise and Excise Tax Return.
B/ Company Filing.

*** The amounts, allocation, calculation, formulas, and results of these schedules apply only to this Settlement and have no precedential effect for future rate cases. ***

NAVITAS TN NG, LLC
Excise Taxes at Current Rates
For the 12 Months Ending December 31, 2013

Line No.		Settlement	
1	**Operating Revenues**	$ 435,988	A/
	Operating Expenses:		
2	O&M Expenses	$ 582,831	A/
3	Depreciation Expense	41,458	A/
4	General Taxes	10,911	A/
5	**Total Operating Expenses**	$ 635,200	
6	**NOI Before Excise and Income Taxes**	$ -199,213	
7	Less Interest Expense	36,057	B/
8	**Pre-tax Book Income**	$ -235,270	
9	**Excise Taxable Income**	$ 0	C/
10	Excise Tax Rate	6.50%	
11	**State Excise Tax Expense**	$ 0	

A/ CAPD Exhibit, Schedule 4.
B/ CAPD Exhibit, Schedule 10.
C/ Losses under current rates results in an Excise Taxable Income of $0.

*** The amounts, allocation, calculation, formulas, and results of these schedules apply only to this Settlement and have no precedential effect for future rate cases. ***

NAVITAS TN NG, LLC
Income Statement at Proposed Rates
For the 12 Months Ending December 31, 2013

Line No.		Current Rates A/	Rate Increase	Proposed Rates
	Operating Revenues:			
1	Gas Sales & Transportation Revenues	$ 428,193	$ 272,601 B/	$ 700,794
2	Other Revenues	7,794	4,962	12,756
3	**Total Revenue**	$ 435,988	$ 277,562	$ 713,550
	Operating & Maintenance Expenses:			
4	Purchased Gas Expense	$ 219,160	$	$ 219,160
5	Operations & Maintenance	363,671	1,472	365,143
6	**Total Operating & Maintenance Expenses**	$ 582,831	$ 1,472	$ 584,303
	Other Expenses:			
7	Depreciation Expense	$ 41,458	$	$ 41,458
8	General Taxes	10,911		10,911
9	State Excise Taxes	0	4,831 *	4,831
10	Federal Income Taxes	0		0
11	**Total Other Expenses**	$ 52,369	$ 4,831	$ 57,200
12	**Total Operating Expenses**	$ 635,200	$ 6,303	$ 641,503
13	**Utility Operating Income**	$ -199,213	$ 271,260	$ 72,047

A/ CAPD Exhibit, Schedule 4.
B/ CAPD Exhibit, Schedule 1.

*** The amounts, allocation, calculation, formulas, and results of these schedules apply only to this Settlement and have no precedential effect for future rate cases. ***

NAVITAS TN NG, LLC
Rate of Return Summary
For the 12 Months Ending December 31, 2013

Line No.	Class of Capital	Settlement Percent of Total	Settlement Cost Rate A/	Settlement Weighted Cost Rate A/
1	Short-Term Debt	4.26%	6.89%	0.29%
2	Long-Term Debt	67.50%	6.02%	4.06%
3	Common Equity	28.24%	15.40%	4.35%
4	**Total**	**100.00%**		**8.71%**

	Interest Expense Short-Term Debt:		
5	Rate Base	$	827,560 B/
6	Short-Term Weighted Debt Cost		0.29%
7	**Short-Term Debt Interest Expense**	$	**2,429**
	Interest Expense Long-Term Debt:		
8	Rate Base	$	827,560 B/
9	Long-Term Weighted Debt Cost		4.06%
10	**Long-Term Debt Interest Expense**	$	**33,628**
11	**Total Interest Expense**	$	**36,057**

A/ Klein Exhibit, Page 2 of 16.
B/ CAPD Exhibit, Schedule 2.

*** The amounts, allocation, calculation, formulas, and results of these schedules apply only to this Settlement and have no precedential effect for future rate cases. ***

NAVITAS TN NG, LLC
Revenue Conversion Factor
For the 12 Months Ending December 31, 2013

Line No.		Amount	Balance
1	Operating Revenues		1.000000
2	Add: Forfeited Discounts	0.018202 A/	0.018202
3	Balance		1.018202
4	Uncollectible Ratio	0.005302 B/	0.005399
5	Balance		1.012803
6	State Excise Tax	0.017499 C/	0.017723
7	Balance		0.995081
8	Federal Income Tax	0.000000 D/	0.000000
9	Balance		0.995081
10	Revenue Conversion Factor (Line 1 / Line 9)		1.004943

A/ CAPD calculated this ratio by taking Other Revenue, which reflects the revenue from penalties and service charges for the 12 months ended 3/31/2012 on Schedule 4.A, divided by Operating Revenues from Schedule 5, the Comparative Income Statement.
B/ CAPD calculated this ratio by taking the adjusted bad debt expense for the 12 months ended 3/31/2012 on Schedule 4.A, divided by Operating Revenues from Schedule 5, the Comparative Income Statement.
C/ State Excise Tax Rate of 6.50% based upon total revenue increase above $0 income.
D/ Federal Income Taxes are passed through to the owner's personal return.

*** The amounts, allocation, calculation, formulas, and results of these schedules apply only to this Settlement and have no precedential effect for future rate cases. ***

NAVITAS TN NG, LLC
CAPD Proposed Margin Change
For the 12 Months Ending December 31, 2013

Line No.	Customer Class	Current Rates A/	Proposed Rates	Revenue Change	Percent Change
1	Residential	$ 112,261	$ 258,661	$ 146,400	130.41%
2	Commercial	52,416	120,772	68,356	130.41%
3	Industrial	44,356	102,201	57,845	130.41%
4	**Total Sales & Transportation Revenue**	**$ 209,033**	**$ 481,634**	**$ 272,601**	130.41%
5	Other Revenues	7,794	12,756	4,962	63.66%
6	**Total Revenues**	**$ 216,827**	**$ 494,390**	**$ 277,562 B/**	**128.01%**

A/ CAPD Exhibit, Schedule 6.
B/ CAPD Exhibit, Schedule 9.

NAVITAS TN NG, LLC
Rate Design
For the 12 Months Ending December 31, 2013

Line No.	Customer Class	Billing Determinant A/	Current Rate A/	Current Revenue A/	Revenue Increase B/	Proposed Revenues	Proposed Rates
	Residential:						
1	Customer Charge	5,114	$ 6.00	$ 30,684	$ 146,400	$ 177,084	$ 34.63
2	First 9 Ccf per Month	34,185	0.25	8,546	-8,546	0	0.00
3	Commodity Charge (All Consumption)	182,578	0.40	73,031	8,546	81,577	0.45
4	**Total Residential Margin**			$ 112,261	$ 146,400	$ 258,661	
	Commercial:						
5	Customer Charge	902	$ 6.00	$ 5,412	$ 68,356	$ 73,768	$ 81.78
6	First 9 Ccf per Month	6,174	0.25	1,544	-1,544	0	0.00
7	Commodity Charge (All Consumption)	113,651	0.40	45,460	1,544	47,004	0.41
8	**Total Commercial Margin**			$ 52,416	$ 68,356	$ 120,772	
	Industrial:						
9	Customer Charge	126	$ 6.00	$ 756	$ 57,845	$ 58,601	$ 465.09
10	First 9 Ccf per Month	981	0.25	245	-245	0	0.00
11	Commodity Charge (All Consumption)	144,516	0.30	43,355	245	43,600	0.30
12	**Total Industrial Margin**			$ 44,356	$ 57,845	$ 102,201	
13	**Total Sales Margin**			$ 209,033	$ 272,601	$ 481,634	

A/ CAPD Exhibit, Schedule 6.
B/ CAPD Exhibit, Schedule 12.

EXHIBIT B

RATES

Navitas TN NG, LLC
Rate Design

	Rates (excluding rates related to Purchased Gas)				Revenue (excluding Purchased Gas Revenue)			
	Current	1/1/2013	1/1/2014	12/31/2014	Current	1/1/2013	1/1/2014	12/31/2014
Residential								
Meter charge	6.000	6.000	7.000	9.000	30,684	30,684	35,798	46,026
First nine	0.650	1.555	1.555	1.665	8,546	53,158	53,158	56,918
Greater than nine	0.400	0.645	0.755	0.885	73,031	82,056	111,625	130,845
Minimum Bill (if 9 Ccf used)	11.85	20.00	21.00	23.98				
Total Revenue					112,261	165,898	200,581	233,789
Commercial								
Meter charge	6.000	6.000	9.000	9.000	5,412	5,412	8,118	8,118
First nine	0.650	1.555	1.775	2.220	1,544	9,601	10,959	13,706
Greater than nine	0.400	0.645	0.755	0.885	45,460	59,650	81,145	95,117
Minimum Bill (if 9 Ccf used)	11.85	20.00	24.98	28.98				
Total Revenue					52,416	74,663	100,222	116,941
Industrial								
Meter charge	6.00	6.00	9.00	14.00	756	756	1,134	1,764
First nine	0.550	1.555	2.330	2.885	245	1,525	2,286	2,830
Greater than nine	0.300	0.645	0.745	0.880	43,355	79,662	106,934	126,311
Minimum Bill (if 9 Ccf used)	10.95	20.00	29.97	39.97				
Total Revenue					44,356	81,943	110,363	130,905
Total Operating Revenue (excluding Purchased Gas Revenue)					209,033	322,504	411,156	481,635
Incremental Increases						54%	27%	17%
Incremental Increases						113,471	88,652	70,480

Revenue Requirement:

The Proposed Rates include a $272,601 rate deficiency. Thus:

Current Revenue	209,033
Revenue Deficiency	272,601
Revenue Requirement	481,634

Note 1. The Revenue was calculated using the billing determinants on Settlement Exhibit, Schedule 6, Revenue Summary. The revenue numbers have been adjusted to account for the months that the average usage was less than 9 Ccf. This adjustment is less than a $500 difference in any given year.

Note 2. The increase in the first phase permits the Company to cover the estimated $295,935.68 in operating expenses that will affect the Company's cash flow, which are total expenses on Schedule 4.A less the non-cash expenses of bad debt, customer discounts, and depreciation and amortization (for Navitas TN NG, LLC, shown on Schedule 4.A, and NUC, shown on Schedule 4.A.1). The increase in the second phase permits the Company to break even on cash and non-cash expenses. The increase in the third phase permits the Company to earn what it believes is a reasonable rate of return.

Note 3: Notably, the first year increase of $113,471 in the Settlement is only $1149 greater than the $112,322 increase in the first year that would have resulted from the rates Navitas requested in question 9 of its Thomas Hartline's testimony, Exhibit A of the Petition, which also contended Navitas had a $599,033 revenue requirement ($390,000 plus the current revenue) and proposed a four-year phase-in.

				31-Jan-11	28-Feb-11	31-Mar-11	30-Apr-11	31-May-11	30-Jun-11	31-Jul-11	31-Aug-11	30-Sep-11	31-Oct-11	30-Nov-11	31-Dec-11	Total	31-Jan-12	28-Feb-12	31-Mar-12
				31	28	31	30	31	30	31	31	30	31	30	31	365	31	28	32
Total calculated NCR																			
Proposed tariffs							28,043	18,714	11,011	11,250	12,933	12,307	24,196	30,446	41,411		56,049	44,585	31,557
Proposed tariff changes																			
Residential																			
First nine	0.905																		
Meter charge	-																		
Greater than nine	0.155																		
Commercial																			
First nine	0.905																		
Meter charge	-																		
Greater than nine	0.155																		
Industrial																			
First nine	0.905																		
Meter charge	-																		
Greater than nine	0.255																		

		31-Jan-11	28-Feb-11	31-Mar-11	30-Apr-11	31-May-11	30-Jun-11	31-Jul-11	31-Aug-11	30-Sep-11	31-Oct-11	30-Nov-11	31-Dec-11	Total	31-Jan-12	28-Feb-12	31-Mar-12
		31	28	31	30	31	30	31	31	30	31	30	31	365	31	28	32
Total calculated NCR																	
Proposed tariffs					35,189	22,715	13,886	14,292	16,440	15,332	30,821	38,520	53,307		73,152	57,581	39,921
Proposed tariff changes																	
Residential																	
First nine	-																
Meter charge	1.000																
Greater than nine	0.200																
Commercial																	
First nine	0.220																
Meter charge	3.000																
Greater than nine	0.200																
Industrial																	
First nine	0.775																
Meter charge	3.000																
Greater than nine	0.190																

Proposed 2014 Tariff revenue	411,156	485,441	Target non-commodity revenue
Proposed 2013 Tariff revenue	322,503	411,156	Proposed 2014 Tariff revenue
Annualized rate increase on January 1, 2014	88,653	74,285	Continued tariff revenue deficiency

	Proposed Tariffs		Totals													
Residential																
First nine	$ 1.555	13.995	33,158	6,088	5,752	1,535	1,092	1,549	2,239	4,324	5,920	6,116	6,186	6,200	6,158
Meter charge	$ 7.00	20.995	35,798	3,066	2,898	2,415	3,122	3,108	3,094	2,219	3,164	3,157	3,178	3,199	3,178
Greater than nine	$ 0.755		111,625	8,859	1,015	-	-	-	-	12,476	10,251	17,826	28,825	20,864	11,509
				41	24	12	12	14	19	62	46	62	86	68	47
Commercial															
First nine	$ 1.775	15.975	10,959	1,166	895	671	671	479	495	671	1,102	1,214	1,214	1,198	1,182
Meter charge	$ 9.00	24.975	8,118	693	540	432	774	765	729	459	756	765	747	720	738
Greater than nine	$ 0.755		61,145	2,895	4,402	3,410	3,202	4,433	2,495	3,216	7,353	11,124	17,078	11,910	6,566
				106	104	107	111	191	120	103	133	172	251	184	115
Industrial															
First nine	$ 1.330	20.970	1,286	169	159	107	108	126	126	105	231	252	252	252	252
Meter charge	$ 9.00	29.970	1,134	81	81	63	108	81	81	63	108	117	117	117	117
Greater than nine	$ 0.745		100,534	9,152	6,943	5,114	5,156	5,639	6,072	7,288	9,635	12,737	15,556	13,121	10,221
				1,047	801	775	679	1,008	1,047	1,491	907	1,092	1,327	1,124	882
			411,156												

		31-Jan-11	28-Feb-11	31-Mar-11	30-Apr-11	31-May-11	30-Jun-11	31-Jul-11	31-Aug-11	30-Sep-11	31-Oct-11	30-Nov-11	31-Dec-11	Total	31-Jan-12	28-Feb-12	31-Mar-12
		31	28	31	30	31	30	31	31	30	31	30	31	365	31	28	32
Total calculated NCR																	
Proposed tariffs					41,076	26,455	16,455	17,015	19,465	18,104	36,011	45,011	62,363		85,650	67,380	46,650
Proposed tariff changes																	
Residential																	
First nine	0.110																
Meter charge	2.000																
Greater than nine	0.130																
Commercial																	
First nine	0.445																
Meter charge	-																
Greater than nine	0.130																
Industrial																	
First nine	0.555																
Meter charge	5.000																
Greater than nine	0.135																
	Proposed Tariffs		Totals														
Residential																	
First nine	$ 1.665	14.985	56,918		6,518	6,159	1,643	1,169	1,658	2,398	4,630	6,339	6,548		6,623	6,638	6,593
Meter charge	$ 9.00	23.985	46,026		3,942	3,726	3,105	4,014	3,996	3,978	2,853	4,068	4,059		4,086	4,113	4,086
Greater than nine	$ 0.885		130,845	27.2%	10,385	1,189	-	-	-	-	14,624	12,017	20,895		33,788	24,457	13,491
					48	27	14	15	17	22	72	53	72		101	79	55
Commercial																	
First nine	$ 2.220	19.980	13,706		1,459	1,119	839	839	599	619	839	1,379	1,518		1,518	1,499	1,479
Meter charge	$ 9.00	26.980	8,118		693	540	432	774	765	729	459	756	765		747	720	738
Greater than nine	$ 0.885		95,117	19.7%	6,910	5,160	3,398	3,753	5,267	2,925	3,768	8,619	13,040		20,019	13,961	7,697
					124	122	125	128	221	138	121	156	202		293	216	134
Industrial																	
First nine	$ 2.085	25.965	2,030		234	234	152	208	156	156	130	286	312		312	312	312
Meter charge	$ 14.00	39.965	1,764		126	126	98	168	126	126	98	168	182		182	182	182
Greater than nine	$ 0.880		126,311	20.2%	10,610	8,202	6,158	6,690	6,897	7,173	8,609	11,381	15,044		18,374	15,499	12,073
					1,241	951	920	808	1,197	1,242	1,767	1,076	1,285		1,572	1,333	1,047
			481,636														

Proposed 2015 Tariff revenue	481,636	485,441	Target non-commodity revenue
Proposed 2014 Tariff revenue	411,156	481,636	Proposed 2014 Tariff revenue
Annualized rate increase on January 1, 2014	70,480	3,805	Continued tariff revenue deficiency

		31-Jan-11	28-Feb-11	31-Mar-11	30-Apr-11	31-May-11	30-Jun-11	31-Jul-11	31-Aug-11	30-Sep-11	31-Oct-11	30-Nov-11	31-Dec-11	Total
		31	28	31	30	31	30	31	31	30	31	30	31	365
Total calculated NCR														
Proposed tariffs					27,909	18,406	10,700	10,928	12,603	11,889	24,231	30,376	41,506	
Proposed tariff changes														
Residential														
First nine	0.935													
Meter charge	-													
Greater than nine	0.185													
Commercial														
First nine	0.935													
Meter charge	-													
Greater than nine	0.185													
Industrial														
First nine	0.935													
Meter charge	-													
Greater than nine	0.185													

Proposed 2013 Tariff revenue	321,356	485,441	Target non-commodity revenue
Test case year calculated tariff revenue	209,033	321,356	Proposed 2013 Tariff revenue
Annualized rate increase on January 1, 2013	112,322	164,086	Continued tariff revenue deficiency

	Proposed Tariffs A/		Totals									
Residential												
First nine	$ 1.585	14.265	54,183	6,205	5,863	1,564	1,113	1,579	2,282	4,408	6,034	6,234
Meter charge	$ 6.00	20.265	30,684	2,628	2,484	2,070	2,676	2,664	2,652	1,902	2,712	2,706
Greater than nine	$ 0.585		86,491	6,864	786	-	-	-	-	9,667	7,943	13,812
				36	22	11	11	13	17	52	39	52
Commercial												
First nine	$ 1.585	14.265	9,736	1,041	709	599	599	428	442	599	984	1,084
Meter charge	$ 6.00	20.265	5,412	462	360	288	516	510	486	306	504	510
Greater than nine	$ 0.585		62,874	4,568	3,411	2,642	2,481	3,481	1,933	2,492	5,697	8,619
				83	82	84	86	147	92	81	104	134
Industrial												
First nine	$ 1.585	14.265	1,555	128	128	100	114	86	86	71	157	171
Meter charge	$ 6.00	20.265	756	54	54	42	72	54	54	42	72	78
Greater than nine	$ 0.485		69,614	5,958	4,520	3,394	3,357	3,801	3,953	4,745	6,273	8,292
				682	523	505	443	657	682	972	591	712
			321,356									

A/ These proposed tariffs are from 9Q of Exhibit A of the Navitas Petition of this docket, TRA # 12-00068.

filed electronically in docket office on 01/07/13

IN THE TENNESSEE REGULATORY AUTHORITY
AT NASHVILLE, TENNESSEE

IN RE:	)	
	)	
PETITION OF NAVITAS TN NG, LLC FOR AN ADJUSTMENT TO ITS NATURAL GAS RATES AND APPROVAL OF REVISED TARIFFS	)	**DOCKET NO. 12-00068**

AMENDMENT TO STIPULATION AND SETTLEMENT AGREEMENT DATED DECEMBER 17, 2012

For the sole purpose of settling this case, Tennessee Regulatory Authority ("TRA" or "Authority") Docket No. 12-00068, Robert E. Cooper, Jr., the Tennessee Attorney General and Reporter, through the Consumer Advocate and Protection Division ("Consumer Advocate") and Navitas TN NG, LLC ("Navitas" or "Company") respectfully submit this Amendment to the Stipulation and Settlement Agreement ("Settlement Agreement") filed in this Docket on December 17, 2012. Subject to Authority approval, the Consumer Advocate and Navitas (collectively, the "Parties") agree to the following amendments:

1. To remove depreciation and amortization expense from line 5 of Schedule 4 of Settlement Agreement Ex. A. This revision reduces the revenue deficiency from $272,601 to $231,703. Ex. A is replaced in its entirety and is attached.

2. To replace the proposed three-step phase in with a two-step phase in. The first step, which is approximately 56% of the revenue deficiency, would go into effect upon approval by the TRA. The second step would include the remaining 44% of the revenue deficiency and go into effect in October 2013. The rate design in Ex. B is replaced in its entirety and is attached.

3. To amend the text of the Settlement Agreement as follows:

- Paragraph 14 is amended to reflect that the attrition period revenue deficiency is $231,703 rather than $272,601. The overall increase in revenue billed to customers is decreased from 63% to 53%. And the residential customer charge "phase-in" from $6.00 to $9.00 increases over the time period ending with the October 2013 billing period.
- Paragraph 15H is amended from $272,601 to $231,703.
- Paragraph 20 is amended to change the dollar amounts from $272,601 to $231,703.
- Paragraph 20A is amended to 56% of $231,703.
- Paragraph 20B is amended to the remaining 44% of the revenue deficiency and goes into effect in October 2013.
- Paragraph 20C is deleted.
- Paragraph 21 is amended to reflect that the rates in the second step, rather than the third step, are applicable to new customers.

All other terms of the Settlement Agreement remain the same.

The foregoing is agreed and stipulated to this 7th day of January, 2013.

NAVITAS TN NG, LLC

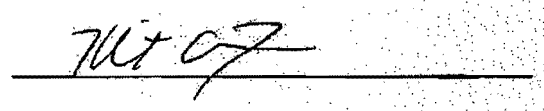

Klint W. Alexander, #20420
Wyatt, Tarrant & Combs, LLP
2525 West End Avenue, Suite 1500
Nashville, TN 37203-1423
(615) 244-0020 – Telephone

CONSUMER ADVOCATE AND PROTECTION DIVISION



John J. Baroni, #27041
Assistant Attorney General
Office of the Attorney General
Consumer Advocate and Protection Division
P. O. Box 20207
Nashville, TN 37202-0207
(615) 741-8726 – Telephone

AMENDED EXHIBIT A

TO AMENDMENT TO STIPULATION

AND

SETTLEMENT AGREEMENT

NAVITAS TN NG, LLC
INDEX TO SCHEDULES
For the 12 Months Ending December 31, 2013

	Schedule
Results of Operations	1
Average Rate Base	2
Adjustments to Rate Base	2.A
Comparative Rate Base	3
Income Statement at Current Rates	4
Navitas TN Expense Adjustments	4.A
NUC Expense Adjustments	4.A.1
Depreciation Expense	4.A.2
Amortization Expense	4.A.3
NUC Labor	4.A.4
Allocation Percentage Calculation	4.A.5
Calculation of Inflation	4.A.6
Comparative Income Statement at Current Rates	5
Margin & Revenue Summary at Current Rates	6
Taxes Other than Income Income Taxes	7
Excise Taxes at Current Rates	8
Income Statement at Proposed Rates	9
Rate of Return Summary	10
Revenue Conversion Factor	11

*** The amounts, allocation, calculation, formulas, and results of these schedules apply only to this Settlement and have no precedential effect for future rate cases. ***

NAVITAS TN NG, LLC
Results of Operations
For the 12 Months Ending December 31, 2013

Line No.		Settlement	Company E/	Difference
1	Rate Base	$ 827,560 A/	$ 1,490,326	$ -662,766
2	Operating Income At Current Rates	-157,755 B/	-97,000	-60,755
3	Earned Rate Of Return	-19.06%	-6.51%	-12.55%
4	Fair Rate Of Return	8.71% C/	9.20%	-0.49%
5	Required Operating Income	72,047	137,080	-65,033
6	Operating Income Deficiency	229,802	234,080	-4,278
7	Gross Revenue Conversion Factor	1.008274 D/	1.666795	-0.658521
8	**Revenue Deficiency**	$ 231,703	$ 390,164	$ -158,460
	Analysis			
9	Total Revenue (Current Rates)	435,987.63 F/	484,183.00 F/	(48,195.37)
10	Increase in Total Revenue	53% G/	81% G/	-27%

A/ CAPD Exhibit, Schedule 2.
B/ CAPD Exhibit, Schedule 4.
C/ CAPD Exhibit, Schedule 10.
D/ CAPD Exhibit, Schedule 11.
E/ Company Filing. CAPD requests that Navitas files all documents provided to CAPD to the TRA to help ensure confidentical documents are not indaverteritly filed.
F/ Settlement Exhibit, Schedule 5.
G/ This amount is the percentage increase to the customer's bills based on the PGA rate effective from the CAPD's test year of April 1, 2011 to March 31, 2012, calculated as Revenue Deficiency (Line 8) divided by Total Revenue (Current Rates) (Line 9).

*** The amounts, allocation, calculation, formulas, and results of these schedules apply only to this Settlement and have no precedential effect for future rate cases. ***

NAVITAS TN NG, LLC
Average Rate Base
For the 12 Months Ending December 31, 2013

Line No.		Test Period A/	Adjustments B/	Attrition Period
	Additions:			
1	Utility Plant in Service	$ 1,755,227	$ 182,766	$ 1,937,993
2	Other Long-Term Assets	214,438	-149,431	65,007
3	Working Capital	37,578	-501 *	37,077
4	**Total Additions**	$ 2,007,243	$ 32,834	$ 2,040,077
	Deductions:			
5	Accumulated Depreciation	$ 907,049	$ 73,719	$ 980,768
6	Accumulated Amortization of Other Long-Term Assets	19,257	-12,420	6,837
7	Acquisition Adjustment	251,338	-26,426	224,912
8	**Total Deductions**	$ 1,177,644	$ 34,873	$ 1,212,517
9	**Rate Base**	$ 829,599	$ -2,039	$ 827,560

* Utility Plant in Service, Other Long Term Assets, Accumulated Depreciation, and Plant Acquisition Adjustment are from the Navitas TN NG Trial Balance as of 12/31/2011. The calculation for working capital in this Settlement is the "one-eighth method", which presumes that cash working capital necessary equals 1/8 (or 45 days/360 days) of the O&M expense, which is the NUC Crews charge on Schedule 4.A.

** Other Long Term Assets recorded in Navitas's financial statements

A/ Company Filing.
B/ CAPD Exhibit, Schedule 2.A.

*** The amounts, allocation, calculation, formulas, and results of these schedules apply only to this Settlement and have no precedential effect for future rate cases. ***

NAVITAS TN NG, LLC
Adjustments to Rate Base
For the 12 Months Ending December 31, 2013

Line No.	Adjustments to Additions		
1	Reverse journal entry transfering meters to NUC from TN	9,000.00	A/
2	New Meters from 2011	3,990.00	B/
3	New Meters for 2012	1,976.00	B/
4	New Meters for 2013*	11,520.00	B/
5	2012 Non-meter Capital Expenditures	16,359.76	C/
6	2013 Non-meter Capital Expenditures*	8,568.38	C/
7	California Land	53,009.19	E/
8	California Building	58,729.90	E/
9	Eakley Land	1,845.22	E/
10	Eakley Building	17,767.32	E/
11	Other Long Term Assets	(149,431.38)	F/
12		33,334.39	
13			
14	**Adjustments to Deductions**		
15	Accumulated Depreciation Increase for Meters in 2011	1,083.35	D/
16	Accumulated Depreciation Increase for 2012 Depreciation	47,987.02	D/
17	Accumulated Depreciation Increase for 2013 Depreciation*	24,648.47	D/
18	Amortization of the Acquisition Adjustment 2012 & 2013*	(26,425.64)	E/
19	Amortization of the Other Long Term Assets 2012 & 2013*	(12,420.06)	F/
20		34,873.13	

* The estimated acquisitions and related depreciation and amortization for 2013 are reduced by half to arrive at the Average Rate Base on Schedule 2.A. The meters expected to be replaced in March 2013 are added in full since the replacement occurs in the first part of the year.

Notes:

A/ This amount reflects the reversal of a journal entry recorded to transfer the cores of the meters from TN's fixed assets to NUC's fixed asset, as shown and explained on CAPD Exhibit, Schedule 2.A.

B/ This amount reflects the acceleration of replacing meters, as shown and explained on CAPD Exhibit, Schedule 2.A.

C/ This amount reflects the estimated capital expenditures that are not related to meter replacement as calculated by the CAPD on CAPD Exhibit, Schedule 2.A.

D/ Accumulated Depreciation Increase for 2012 and 2013 were calculated on the Depreciation Schedule, Schedule 4.A.2. This amount is also described in CAPD Exhibit, Schedule 2.A.

E/ See Depreciation Schedule, Schedule 4.A.2.

F/ See Amortization Schedule, Schedule 4.A.3.

NAVITAS TN NG, LLC
Comparative Rate Base
For the 12 Months Ending December 31, 2013

Line No.		Settlement A/	Company B/	Difference
	Additions:			
1	Utility Plant in Service	$ 1,937,993	$ 2,443,206	$ -505,213
2	Other Long-Term Assets	65,007	27,300	37,707
3	Working Capital	37,077	37,866	-789
4	**Total Additions**	$ 2,040,077	$ 2,508,372	$ -468,295
	Deductions:			
5	Accumulated Depreciation	$ 980,768	$ 1,018,046	$ -37,278
6	Accumulated Amortization of Other Long-Term Assets	6,837	0	6,837
7	Acquisition Adjustment	224,912	0	224,912
8	**Total Deductions**	$ 1,212,517	$ 1,018,046	$ 194,471
9	**Rate Base**	$ 827,560	$ 1,490,326	$ -662,766

A/ CAPD Exhibit, Schedule 2.
B/ Company Filing.

*** The amounts, allocation, calculation, formulas, and results of these schedules apply only to this Settlement and have no precedential effect for future rate cases. ***

NAVITAS TN NG, LLC
Income Statement at Current Rates
For the 12 Months Ending December 31, 2013

Line No.		Test Period A/	Adjustments	Settlement Attrition Amount
	Operating Revenues:			
1	Gas Sales & Transportation Revenues	$ 456,860	$ -28,667	$ 428,193 B/
2	Other Revenues	27,323	-19,529	7,794 C/
3	**Total Revenue**	$ 484,183	$ -48,195	$ 435,988
	Operating & Maintenance Expenses:			
4	Purchased Gas Expense	$ 224,324	$ -5,164	$ 219,160 B/
5	Operations & Maintenance	302,949	10,979	313,928 D/
6	**Total Operating & Maintenance Expenses**	$ 527,273	$ 5,816	$ 533,089
	Other Expenses:			
7	Depreciation & Amortization Expense	$ 55,094	$ -5,351	$ 49,743 D/
8	General Taxes	10,469	442	10,911 E/
9	State Excise Taxes	0	0	0 F/
10	Federal Income Taxes	0	0	0 G/
11	**Total Other Expenses**	$ 65,563	$ -4,909	$ 60,654
12	**Total Operating Expenses**	$ 592,836	$ 906	$ 593,742
13	**Utility Operating Income**	$ -108,653	$ -49,102	$ -157,755

A/ Company Filing.
B/ CAPD Exhibit, Schedule 6.
C/ Navitas TN NG account # 4199, Penalties & Service Charges

12/31/2011:	$6,174.20
Less Q1 2011:	3,962.23
Add Q1 2012:	5,582.21
Total	$7,794.18

D/ CAPD Exhibit, Schedule 4.A.
E/ CAPD Exhibit, Schedule 7.
F/ CAPD Exhibit, Schedule 8.
G/ Federal Income Taxes are passed through to the owner's personal return.

*** The amounts, allocation, calculation, formulas, and results of these schedules apply only to this Settlement and have no precedential effect for future rate cases. ***

NAVITAS TN NG, LLC
TN Expense Adjustments
For the 12 Months Ending December 31, 2013

		Company P&L 12/31/2011*	Deduct P&L 1/1/2011 to 3/31/2011*	Add P&L 1/1/2012 to 3/31/2012*	Company P&L 4/1/2012 to 3/31/2012	Settlement Adjustments	Settlement Adjusted Expenses for 4/1/2012 to 3/31/2012	Inflation (2012 & 2013) G/	Total Expenses
5900 Direct Costs									
5921	NUC-Crews	278,164.98	50,060.01	88,580.00	316,684.97	A/	A/		286,613.22 A/
5923	NUC-asset billing	15,447.85	2,173.75	4,977.00	18,250.90	(18,250.90) B/	-		-
5999	Depreciation	49,634.18	10,371.16	14,240.61	53,503.63	(17,434.33) C/	36,069.30		36,069.30
5999	Amortization					13,673.31 D/	13,673.31		13,673.31
6000 Overhead									
6300	Bank Fees	1,372.82	169.70	590.92	1,794.04		1,794.04	1.038	1,861.78
6406	Advalorem Tax Expense	6,976.83		1,740.00	8,716.83		8,716.83	1.038	9,045.95
6410	Lic, permit, member			1,920.00	1,920.00		1,920.00	1.038	1,992.49
6412	Postage-billing	1,152.95	263.13	352.82	1,242.64	(62.13) E/	1,180.51	1.038	1,225.08
6420	Tax consult & filing	53.15			53.15		53.15	1.038	55.16
6485	Bad debt	6,210.77		100.64	6,311.41	(4,000) F/	2,311.41	1.038	2,398.68
6486	Customer Discounts	523.80	291.51	477.45	709.54		709.54	1.038	736.33
		359,536.93			409,197.11	(26,074.05)	383,123.06		363,671.30

* Per Navitas's Quickbooks reports.

A/ The Settlement adjustments to the NUC-Crews expense amount to calculate the fair and reasonable expenses allocated to TN for the attrition year are shown on CAPD Exhibit, Schedule 4.A.1.

B/ To remove the expenses related to inter-company charges by NUC to TN for meter fees of $3.00 per meter. The meters should be recorded in TN's fixed assets and depreciated in TN's books. See Note B on Schedule 2.A.1.

C/ To adjust depreciation expenses for the meters and the expected 2012 and 2013 capital expenditures, as well as include the amortization of the Plant Acquisition Adjustment. See Schedule 4.A.2.

D/ To include amortization for organizational costs, the unamortized portion of the 2011 rate case expenses, and the 2012 rate case expenses. See Amortization Schedule, Schedule 4.A.3.

E/ To reduce the amount of Postage by the 5% markup amount erroneously applied to expenses directly charged from NUC to TN.

F/ Per review of the account details of account 6485, Bad Debt Expense,$6,178.98 of the expenses from 4/1/2011 to 3/31/2012 related to a write off of $6,178.98 to clean up of bad debt receivables that were on Cascal's books and probably should have been written off before the purchase by Navitas. Per review of the account details for 2012 and discussions with Navitas, the 2011 write off was an aberration. The Settlement adjusted this account so that the 2013 expenses would reflect the 2012 bad debt expense as of 11/16/2012 of $2,347.25, as annualized.

G/ Per Inflation Schedule, Schedule 4.A.8.

*** The amounts, allocation, calculation, formulas, and results of these schedules apply only to this Settlement and have no precedential effect for future rate cases. ***

SAWTAIL TN XIII, LLC
NUC Expense Adjustments
For the 12 Months Ending December 31, 2013

		Company P&L 12/31/2011*	Docket P&L 1/1/2011 to 9/21/2011*	Add P&L 9/21/2011 to 12/31/2012*	Company P&L 4/1/2012 to 3/31/2013	Settlement Adjustments for Indirect Costs	Settlement Allocation % to TN		Settlement Indirect Costs Allocable to TN	Settlement Adjustments for TIPs Direct Costs		Inflation (2013 & 2014)		NUC charges to TN 12/31/2013
6000 Direct Costs														
6105	Services (labor)	1,676,951.19	368,595.49	413,666.71	1,704,242.41	(1,818,069.89)	A			76,794	M			
6103	Services (non labor)					110,854		9.23%	N 10,209.05			1.039		10,395
6303	Equipment	39,191.04	9,774.12	6,641.83	33,058.87			9.23%	3,050.04			1.039		3,169
6403	Construction	63,791.28	2,303.31	(15,748.69)	34,666.13	(34,666)	B	9.23%	-			1.039		-
5900 Depreciation		204,330.76	51,338.64	59,348.69	204,980.01	(14,922)	C	9.23%	14,666.57			1.000	XI	14,666
6100 Outside Expenses														
6110	Communication Equipment	3,088.16	281.68	780.40	3,588.04	-		9.23%	331.04	-		1.039		344
6120	Communication Services	48,880.39	8,236.51	13,592.14	62,187.02	-		9.23%	4,813.06	-		1.039		4,864
6130	Postage	13,778.52	4,744.76	2,431.84	11,465.83	(8,834)	D	9.23%	271.28	-		1.039		281
6140	Office Consumables	18,878.35	5,403.25	7,780.88	21,382.98	-		9.23%	1,870.04	-		1.039		2,044
6150	Travel & Subsistence	19,704.13	(1,894.33)	12,808.20	33,408.80	(31,798)	E	9.23%	77.80	6,000	E/	1.039		6,486
6200 Outside Services														
6210	Payroll Expenses	368,643.48	104,991.08	100,767.07	369,348.52	(143,268)	F	9.23%	22,170.97	14,609	F/	1.039		40,378
6220	Facilities	60,817.02	8,218.68	7,804.34	48,201.73	(28,880)	G/	9.23%	1,991.85	-		1.039		1,999
6230	Utilities	28,808.84	6,268.21	5,148.72	29,873.46			9.23%	2,848.44	-		1.039		2,748
6235	Equipment Leasing	988.57	(3,491.37)	983.79	4,384.07	(372)	H/	9.23%	361.65	372	H/	1.039		762
6241	Contracted Transportation	117,888.44	31,283.80	22,813.88	108,187.80	(108,187)	I	9.23%	0.05	-		1.039		0
6242	Fuel	180,740.83	37,788.87	43,848.19	186,838.88	(68,913)	E	9.23%	11,708.85	-		1.039		12,163
6240	Transportation - Other	104,378.86	24,833.33	27,013.84	108,781.46	(88,918)	J/	9.23%	3,678.15	-		1.039		3,815
6320	Bank Fees	3,469.20	1,000.80	1,180.82	3,888.22			9.23%	367.40	-		1.039		381
6400 Business Expenses														
6410	Licenses, permits, membership	11,793.71	4,882.41	8,388.38	12,188.88			9.23%	1,134.38	-		1.039		1,167
6420	Tax Consults Fees	24,680.00		3,780.00	27,480.00			9.23%	2,830.71	-		1.039		2,926
6425	Loss	21,021.02	(9,900.17)	54,169.12	65,090.31	(72,758)	K/	9.23%	1,157.13	-		1.039		1,182
6440	Bonds & Insurance	91,023.92	26,186.41	23,230.48	88,886.40			9.23%	8,182.18	-		1.039		8,491
6445	Safety & Security	52,688.10	13,244.43	10,877.79	50,291.40			9.23%	4,638.93	-		1.039		4,816
6460	Company promotions	2,057.85	578.08	96.39	1,774.49			9.23%	163.71	-		1.039		170
6471	Education	10,711.82	2,915.62	4,820.41	12,816.71			9.23%	1,184.03	-		1.039		1,209
6470	Seminars & Subscriptions	6,913.95	100.00	213.48	7,034.44			9.23%	648.06	-		1.039		673
6475	Employee Incentive	1,600.00	800.00		1,000.00			9.23%	92.36	-		1.039		96
6730	Penalties & Fines	1,975.75	285.48	1,804.57	3,048.83	(3,047)	L/	9.23%	-	-		1.000	XI	-
6515	New Opportun & Methods	30,000.00	7,500.00	7,500.00	30,000.00		M/	9.23%	2,767.92	-		1.039		2,872
		3,245,821.26	722,190.84	817,606.80	3,300,680.36	(5,121,878.40)			166,963.44	99,378.68				264,815

* Per Navitas's Quickbooks reports.

A/ Settlement took the $1,992,736 in employee and outside labor and allocated labor to TN, which is shown on Labor, Schedule 4.A.4. The remainder of the charges of $110,854 were for uniform services that had names of the location incurring the costs of the uniform services as well as monthly charges to Volunteer Trenching to be available for back up services. These non-labor charges will be considered for invoicing directly to the benefiting system for future rate cases.

B/ The charges to this account are primarily expenses that are later capitalized to specific systems. The balance in this account reflects the timing differences between the expense and the time of capitalization. It is essentially a CWIP account that can apply to any of the systems. The Settlement reduces the indirect allocation costs for CWIP and estimated expected capital expenditures for Tennessee in Schedule 2 and 2.A. Per the terms of the Settlement, the charges to this account will be considered for invoicing costs directly to the benefiting system in separate accounts.

C/ To remove the depreciation expenses related to assets in the ordinary from the indirect allocations and add the estimated depreciation expenses for the assets in Tennessee expected for 2013 (per the Depreciation Schedule, Schedule 4.A.2.)

D/ All postage is charged back to NUC when charged to the systems at a 5% markup. The individual states are charged for the postage for sending out customer bills. The Settlement eliminated the 5% markup for TN in Schedule 4.A. The actual expense of $1,100.23 equals $955 in monthly expenses. The Settlement's adjustment results in approximately $2940 per year in Postage expenses for NUC ((100 stamps * $0.46 * 52 weeks) + ($50 Priority/Non-envelope shipping * 12 months)).

E/ The Settlement includes recovery for the work travel based on the planned trips in 2013:
- Walter and Clark (TN labor) training for 2 days (direct cost) and
- 2 California employees attending a 3-day training on utility accounting (indirect).
The Settlement allowed expenses of $140 only for lodging and subsistence for the planned trips, the direct costs to TN are $6,680, and the indirect costs for the utility accounting training is $1,420. The Settlement also disallowed travel expenses typically expensed by operational facilities, approximately $1,800 per month for hotels, taxis, per diem hotel and meals, and car rental. Air and mileage are expensed in a separate account. Air travel was included in Facilities because Mr. Hensley travel expenses of $2,500 were eliminated from Transportation - Other, account 6624O.

F/ The settlement includes adjustments to healthcare. The Settlement reduces the indirect costs by 37.37% of the test year expenses to reflect the approximate healthcare costs associated with the employees dedicated to Oklahoma and Kentucky. The 37.37% was derived from reviewing the employee expenses on Labor Schedule, Schedule 4.A.4. CAPD also reclassified the healthcare related to TNs labor from Indirect Costs to the costs directly allocable to TN.

G/ The Facilities expenses reduced significantly because the California office originally rented facilities but then purchased office space. The Settlement adjusted the annual expenses to reflect these expected savings for 2013.

H/ This account has three monthly charges: (1) $138 to Pitney Bowes for the postage machine (billing); (2) $13 to Airgas for equipment leased at the Kelsey, Oklahoma location; and (3) $31 to Heaton for equipment leased and dedicated to the Jellico, Tennessee operations. The Settlement reclassified the Heaton charges to direct charges to TN.

I/ This account is entirely plane expense, which the Settlement disallows for recovery through rates. Reasonable and prudent travel expenses have been estimated and included in the Travel and Subsistence adjustments. See E.

J/ This account includes the fuel for the trucks, which is allowed for rate recovery, as well as the disallowed expenses for plane fuel and fuel used for personal purposes. The Settlement disallowed the costs associated with the plane using adjustments in CAPD Exhibit, Schedule 4.A.1. Because some trucks are dedicated to certain systems, some or all the costs charged to this account should be considered for direct cost tracking for future rate cases.

K/ This account includes expenses for the trucks, which is an allowable expenses as well as expenses of $3800 to the executive officers ($2000 total). The Settlement adjusted this account based on CAPD adjustments in CAPD Exhibit, Schedule 4.A.1. Because some trucks are dedicated to certain systems, some or all the costs charged to this account should be considered for direct cost tracking for future rate cases.

L/ This account is for late fees and other fines and penalties. Bank charges are not permitted for recovery through rates because the rates for 2013 are expected to permit the company to avoid penalties and fines.

M/ Per CAPD Exhibit, Schedule 4.A.1, this account reflects monthly charges of $2500 for a consultant to advise Navitas about utility practices.

N/ This percentage is the allocation percentage calculated, as shown on CAPD Exhibit Allocation Percentage Calculation, Schedule 4.A.6.

O/ Inflation amounts are from CAPD Exhibit, Schedule 4.A.6. Also available in Settlement Exhibit, Schedule 4.A.6.

P/ Inflation adjustments do not apply to these amounts.

*** The amounts, allocation, calculation, formulas, and results of these schedules apply only to this Settlement and have no precedential effect for future rate cases. ***

Navitas TN NG, LLC
Depreciation Expense
For the 12 Months Ending December 31, 2013

Source: 2012 3rd Quarter Depreciation Schedules from Joey Irwin						Settlement Calculation	
	Acq Date	Life	Cost basis	Tennessee Allocation	2012 Depreciation Expense (annualized)	2013 Depreciation Expense
Mains (NARUC acct #376)						
Byrdstown & County	12/31/10	480	550,595.00	550,595.00	$ 13,764.88	$ 13,764.88
Fentress County	12/31/10	480	3,018.00	3,018.00	$ 75.45	$ 75.45
Jellico System	12/31/10	480	1,183,700.00	1,183,700.00	$ 29,592.50	$ 29,592.50
Total 1774			1,737,313.00	1,737,313.00	$ 43,432.83	$ 43,432.83
Rebuild Byrdstown Odorant Sys	01/01/11	240	15,000.00	15,000.00	$ 750.00	$ 750.00
Total 1771			15,000.00	15,000.00	$ 750.00	$ 750.00
Services (NARUC acct #380)						
Service - McCreaty; McCreaty; Veach	10/31/11	480	1,288.25	1,288.25	$ 32.16	$ 32.16
Service - Delk; Stevens	11/30/11	480	892.50	892.50	$ 22.31	$ 22.31
Service - Chitwood	12/31/11	480	735.00	735.00	$ 18.38	$ 18.38
Service - Pickett County Visitor Center	01/31/12	480	5,421.78	5,421.78	$ 135.54	$ 135.54
Service - Jellico Elementary	03/31/12	480	2,600.85	2,600.85	$ 65.02	$ 65.02
Service - David Creekmore	04/30/12	480	525.00	525.00	$ 13.13	$ 13.13
Service - Jellico Hospital	05/31/12	480	598.50	598.50	$ 14.96	$ 14.96
Service - Etter Baptist Church	05/31/12	480	2,001.30	2,001.30	$ 50.03	$ 50.03
Service - Glen Parris	07/31/12	480	507.41	507.41	$ 12.69	$ 12.69
Service - Robert Johnson	08/30/12	480	615.00	615.00	$ 15.38	$ 15.38
Total 1772			15,183.57	15,183.57	379.59	379.59
Subtotal			1,767,496.57	1,767,496.57	44,562.41	44,562.41
Acquisition adjustment						
Acquisition Adjustment - Jellico	12/31/10	240	(44,840.00)	(44,840.00)	$ (2,242.00)	$ (2,242.00)
Acquisition Adjustment - Byrdstown	12/31/10	240	(219,120.00)	(219,120.00)	$ (10,956.00)	$ (10,956.00)
Total 1777			(263,960.00)	(263,960.00)	(13,198.00)	(13,198.00)
Acquisition balancing entry	06/30/11	240	(592.86)	(592.86)	$ (29.64)	$ (29.64)
Total 1778			(592.86)	(592.86)	(29.64)	(29.64)

*** The amounts, allocation, calculation, formulas, and results of these schedules apply only to this Settlement and have no precedential effect for future rate cases. ***

		Acq Date	Life	Cost basis	Tennessee Allocation		2012 Depreciation Expense (annualized)	2013 Depreciation Expense
CAPD Adjustments to Navitas TN NG, LLC's Asset Listing								
TN	2011 Meter Cores	01/01/11	120	9,000.00	9,000.00		900.00	900.00
	2011 Meters*	06/01/11	120	2,014.00	2,014.00		201.40	201.40
	2011 Meters*	09/01/11	120	1,976.00	1,976.00		197.60	197.60
	2012 Meters*	04/01/12	120	1,976.00	1,976.00		148.20	197.60
	2013 Meters*	03/01/13	120	11,520.00	11,520.00		N/A	960.00
	2012 other cap ex 4th Quarter	11/15/12	480	4,089.94	4,089.94		17.04	102.25
	2013 other cap ex**	06/30/13	480	17,136.76	17,136.76		N/A	214.21
California	Land - 3186D Airway Blvd, Costa Mesa	06/30/11		547,200.00	50,485.13	A/		
	Land - Closing cost on property	06/30/11		27,357.91	2,524.06	A/		
	Value of building improvements 4800sf * $50	06/30/11	468	240,000.00	22,142.60	A/	567.76	567.76
	Improvements in 2011	12/31/11	468	335,870.90	30,987.73	A/	794.56	794.56
	Improvements in 2012 Q1	03/31/12	468	54,392.82	5,018.33	A/	128.68	128.68
	Improvements in 2012 Q2	06/30/12	468	6,300.00	581.24	A/	14.90	14.90
Eakley	Land - Eakly	07/28/09		40,000.00	1,845.22	B/		
	Eakly Structure	07/28/09	468	12,501.70	576.71	B/	14.79	14.79
	LI - Eakly reconstr L	09/30/09	468	24,311.25	1,121.49	B/	28.78	28.78
	LI - Closing costs	10/01/09	468	1,346.75	62.13	B/	1.59	1.59
	LI - Eakly reconstr M&S	10/31/09	468	2,378.01	109.70	B/	2.81	2.81
	LI - Eakly reconstr L&E	10/31/09	468	16,090.88	742.28	B/	19.03	19.03
	LI - Eakly reconstr L&E	11/30/09	468	16,025.13	693.12	B/	17.77	17.77
	LI - Eakly reconstr L&E	12/31/09	468	32,997.00	1,522.17	B/	39.03	39.03
	LI - Eakly reconstr M&S	12/31/09	468	35,895.26	1,655.86	B/	42.46	42.46
	LI - Eakly reconstr L,E,M&S	01/31/10	468	21,878.74	1,009.28	B/	25.88	25.88
	LI - Eakly reconstr L,E,M&S	02/28/10	468	13,107.00	604.83	B/	15.50	15.50
	LI - Eakly reconstr L,E,M&S	03/31/10	468	65,315.10	3,013.01	B/	77.26	77.26
	LI - Eakly reconstr L,E,M&S	04/30/10	468	8,209.73	378.72	B/	9.71	9.71
	LI - Eakly reconstr L,E,M&S	05/31/10	468	15,725.70	725.43	B/	18.60	18.60
	LI - Eakly reconstr L,E,M&S	06/30/10	468	40,070.65	1,848.48	B/	47.40	47.40
	LI - Eakly reconstr L,E,M&S	10/01/10	468	3,153.95	145.49	B/	3.73	3.73
	LI - Eakly reconstr L,E,M&S	10/01/10	468	20,179.66	930.90	B/	23.87	23.87
	LI - Eakly reconstr L,E,M&S	10/31/10	468	3,955.43	182.47	B/	4.68	4.68
	LI - Eakly reconstr L,E,M&S	11/30/10	468	6,943.76	320.32	B/	8.21	8.21
	LI - Eakly reconstr L,E,M&S	12/31/10	468	1,531.72	70.66	B/	1.81	1.81
	LI - Eakly reconstr L,E,M&S	01/31/11	468	5,447.68	251.30	B/	6.44	6.44
	LI - Eakly reconstr L,E,M&S	02/28/11	468	3,499.68	161.44	B/	4.14	4.14
	LI - Eakly reconstr L,E,M&S	03/31/11	468	1,436.69	66.28	B/	1.70	1.70
	LI - Eakly reconstr L,E,M&S	04/30/11	468	825.98	38.10	B/	0.98	0.98
	LI - Eakly reconstr L,E,M&S	05/31/11	468	479.75	22.13	B/	0.57	0.57
	LI - Eakly reconstr L,E,M&S	06/30/11	468	1,057.52	48.78	B/	1.25	1.25
	LI - Eakly reconstr L,E,M&S	07/31/11	468	264.87	12.22	B/	0.31	0.31
	LI - Eakly reconstr L,E,M&S	09/30/11	468	613.54	28.30	B/	0.73	0.73
	LI - Eakly reconstr L,E,M&S	10/31/11	468	585.72	28.10	B/	0.67	0.67
	LI - Eakly reconstr L,E,M&S	11/30/11	468	1,784.91	82.34	B/	2.11	2.11
	LI - Eakly reconstr L,E,M&S	12/01/11	468	22,207.50	1,024.44	B/	26.27	26.27
	LI - Eakly reconstr L,E,M&S	12/31/11	468	2,224.99	102.64	B/	2.63	2.63
	LI - Eakly reconstr L,E,M&S	01/31/12	468	1,389.65	64.11	B/	1.64	1.64
	LI - Eakly reconstr L,E,M&S	02/29/12	468	623.65	28.77	B/	0.68	0.74
	LI - Eakly reconstr L,E,M&S	05/31/12	468	2,114.63	97.55	B/	1.46	2.50
				1,683,988.49	179,064.32		3,424.80	4,734.53
Totals (Net of Acquisition Adjustments)				3,186,932.20	1,682,008.03		34,759.38	36,069.30

Note: The Company calculates a full month of depreciation for the month of acquisition.

* Per discussion with CAPD Exhibit, Schedule 4.A.2, 157 meters had been replaced by 11/17/2012. Hartline indicated that approximately a third of the total meters were replaced in June 2011, September 2011, and April 2012. Hartline also indicated that 200 meters were scheduled to be replaced in March 2013. For further information, see Note B on CAPD Exhibit, Schedule 2.A, Adjustments to Rate Base.

**

The Settlement assumes the acquisitions will occur throughout the year. To reflect this, CAPD chose the mid-year acquisition date of 6/30/2013.

A/ These costs are for the land and building, including leasehold improvements, for the California location where management and other administrative duties are performed. For settlement purposes, the property was allocated using CAPD blended allocation in CAPD Exhibit A, Schedule 4.A.5 of 9.23% because the services performed at this location go beyond customer service duties. Also for settlement purposes, the useful life used was 39 years.

B/ These costs are for the land and building, including leasehold improvements, for the California location where management and other administrative duties are performed. This building is approximately 7,000 square feet with approximately half of it being used to rebuild meters. The space for meters was removed from the cost basis for allocation because the costs to build meters are a capitalized cost. The other half of the building has four private offices, three open workspaces, bathrooms, and a conference room. Three of the four private offices are used by managemerial or operations employees. One of the private offices is used by a customer service representative as well as the three open workspaces. The conference room is used primarily for managerial and administrative purposes. For settlement purposes, the property was allocated using CAPD blended allocation in CAPD Exhibit A, Schedule 4.A.5 of 9.23% because the services performed at this location go beyond customer service duties. Also for settlement purposes, the useful life used was 39 years.

*** The amounts, allocation, calculation, formulas, and results of these schedules apply only to this Settlement and have no precedential effect for future rate cases. ***

Navitas TN NG, LLC
Amortization Expense
For the 12 Months Ending December 31, 2013

Source: 2012 3rd Quarter Depreciation Schedules from Joey Irwin

	Acquisition Date	Life (months)	Cost Basis	Accumulated Amortization as of 12/31/2011	Unamortized balance as of 12/31/2011	
Org Costs						
80% of legal cost of Gasco acq	12/31/10	120	72,400.00	7,843.33	64,556.67	
20% of legal cost of Gasc acq Q1 '11	03/31/11	120	6,220.00	518.33	5,701.67	
NUC expense for TN transaction	03/31/11	120	91,575.00	7,631.25	83,943.75	
Legal Services for GASCO closing	06/30/11	120	9,132.38	532.72	8,599.66	
Total 1881			179,327.36	16,525.64	162,801.74	A/
Rate Case						
Legal Services for Rate Tariff	06/30/11	60	5,750.33	670.87	5,079	
Legal Services for Rate Tariff	07/31/11	60	6,808.28	660.83	6,947	
Legal Services for Rate Tariff	08/31/11	60	7,196.79	599.73	6,597	
Legal Services for Rate Tariff	09/30/11	60	6,586.13	439.08	6,147	
Legal Services for Rate Tariff	10/31/11	60	6,092.63	304.63	5,788	
Legal Services for Rate Tariff	11/30/11	60	479.85	16.00	464	
Legal Services for Rate Tariff	12/31/11	60	2,396.84	39.95	2,357	
Total 1882			35,110.85	2,731.08	32,379.77	B/
DIMP	08/01/12	63	26,964.00	D/ -	-	

2013 Amortization

	Acquisition Date	Life (months)	Unamortized balance as of 1/1/2013		Monthly	2013 Amortization Expense
Rate Case						
Legal fees to obtain 25-yr Franchise Agmt	04/26/12	300	7,183	E/	23.94	287.31
2012 DIMP asset	08/01/12	63	24,824	D/	428.00	5,136.00
Estimated Legal Services for 2012 Rate Case	12/31/12	48	33,000.00	C/	687.50	8,250.00
Total 1882			65,006.85		687.50	13,673.31

Note: The Company calculates a full month of amortization for the first month the capitalized expense is amortized.

A/ The Settlement reduced rate base and adjusted the accumulated depreciation on Schedule 2.A to reflect the elimination of these investor expense.

B/ The Settlement reduced rate base and adjusted the accumulated depreciation on Settlement Exhibit, Schedule 2.A.1 to reflect the elimination of these non-recurring expense.

C/ Navitas did not include any rate case expense in its petition. The Settlement adjusted rate case expense based on estimated expenses. See CAPD Exhibit, Schedule 4.A.3.

D/ The DIMP asset is calculated as follows:

Minimum monthly payments	$4,000
x Minimum number of payments	63
x Tennessee customer allocation	10.7%
Tennessee DIMP Asset	$26,964

Minimum monthly payments calculated per the contract is $1 per customer, with a minimum of 4,000 customers. Minimum number of monthly payments is also according to the contract. The Tennessee customer allocation is based on Navitas's petition. Since the number of customers will vary each month, and according to the Quickbooks report showing that Tri-Star has only charged Navitas $4,000 per month, any amount above the minimum payment is uncertain at the time of this rate case.

E/ These costs relate to the legal fees Navitas incurred to renew the Franchise Agreement for an additional 25 years.

*** The amounts, allocation, calculation, formulas, and results of these schedules apply only to this Settlement and have no precedential effect for future rate cases. ***

NAVITAS TN NG, LLC
NUC Labor
For the 12 Months Ending December 31, 2013

Employee Labor Directly Allocable to TN	$ 45,787.57	D/
Outside Labor Directly Allocable to TN	$ 90,000.00	E/
Employee Labor Indirectly Allocable to TN	$ 914,694.47	=F-B
Employee Labor Not Allocable to TN	$ 573,106.14	G/
Outside Labor Not Allocable to TN	$ 30,000.00	E/
Total	$ 1,563,588.18	H/

Indirect Labor Breakdown - I/

Shared Services	90%	$ 827,874.85	9.23%	J/	76,361.97
Customer Services	10%	$ 91,469.45	10.7%		9,787.23
	100%				86,149.20

	Employee Name	ID	Location	Total Earnings - 2011*	Description	Applicable to TN?	Amount applicable to TN		Amount not allocable to TN	
1					Shared	Yes		1		
2					Shared	Yes		1		
3					Shared	Yes		1		
4					Shared	Yes		1		
5					Shared	Yes		1		
6					Accounting	Yes		1		
7					Shared	Yes		1		
8					Shared	Yes		1		
9					Customer Service	Yes		2		
10					General Manager	Yes		1		
11					Shared Services (monitors line loss)	Yes		1		
12					Billing Manager/Cust Svc	Yes		2		
13					Customer Service	Yes		2		
14					Shared services (Ops Mgr)	Yes		1		
15					Shared services (acctg)	Yes		1		
16					Tennessee	Yes				
17					Meters (capital) (2 wks/yr for TN)	No				
18					Oklahoma	No				
19					Oklahoma	No				
20					Meters (capital) (2 wks/yr for TN)	No				
21					Oklahoma	No				
22					Oklahoma	No				
23					Oklahoma	No				
24					Meters (capital) (2 wks/yr for TN)	No				
25					Oklahoma	No				
26					Oklahoma	No				
27					Oklahoma	No				
28					Oklahoma	No				
29					Oklahoma	No				
30					Oklahoma	No				
31					Oklahoma	No				
32					Oklahoma	No				
33					Oklahoma	No				
34					Oklahoma	No				
35					Oklahoma	No				
36					Oklahoma	No				
37					60% Oklahoma, 40% shared	40%		1		
	Total Employee Labor for 20[illegible]			$ [illegible]			[illegible]47,921.14	62.83%	A/ $ 565,611.24	37.37%
Deduct:	Employee Labor for 7/1/20[illegible] to 3/31/2011			$ [illegible]	B/		[illegible]95.85)	A*B	$ (165,637.55)	
Add:	Employee Labor for [illegible]			$ [illegible]	C/		[illegible]73.74	A*C	$ 173,132.46	
	Total Employee [illegible]						[illegible]	F/	$ 573,106.14	G/
	Total Outside Labor [illegible]				E/					
					H/					

* These earnings [illegible] 12/31/2011.

A/ This is the percentage [illegible] for Tennessee that is not capitalized. CAPD did not receive the Q1 [illegible] salary report with the exact salary expense [illegible] multiplied the percentage of 2011 salaries by the salaries related to [illegible]1 2012 as an estimate of the salaries applied [illegible] used to calculate the labor that is not allocable to TN.

B/ Sum of Paychecks [illegible] ded 1/1/2011 to 3/31/2011.

C/ Sum of Paychecks [illegible] ded 1/1/2012 to 3/31/2012.

D/ This labor reflects the salary of Jerry Walker, who is dedicated to TN, as increased by 4.62%, which is the amount of the increase in Q1 2012 labor from Q1 2011 labor.

E/ This labor reflects 50% of the payments to Frank Cash from 7/1/2011 to 3/31/2012. Navitas started paying Cash on 7/1/2011 approximately $7,500 per month. Cash's time is split 50/50 between Tennessee and Kentucky. Cash did not start until July 2011, so the annual amount of his fees would be $60,000, half of which would be directly charged to Tennessee

F/ This is the total indirect employee labor that was allocable to TN. It was calculated by taking the total allocable labor less the labor that was directly charged to TN.

G/ This portion of labor is dedicated to Oklahoma and therefore is not included in the Tennessee revenue requirement.

H/ This is the total labor costs for 4/1/2011 to 3/31/2012, as adjusted to annualize the outside labor to a full 12 months of Frank Cash's service ($5,000 per month).

I/ CAPD utilized two different allocation percentages to the indirect labor of $914,694.47. CAPD determined that the indirect labor was approximately 90% shared services and approximately 10% customer service based on the activities and description of services provided by each employee. CAPD allocated the [illegible]ated customer service labor based on TN's percentage of customers and the shared services based on the blended allocation calculated in the Allocation Percentage Calculation Schedule 4.A.5.

J/ CAPD utilized the shared services [illegible] on percentage in Schedule 4.A.3 for non-customer driven labor.

NAVITAS TN NG, LLC
Allocation Percentage Calculation
For the 12 Months Ending December 31, 2013

Line No.		Tennessee		Kentucky		Oklahoma		Total	
1	Gross Plant in Service*	1755	14.03%	1045	8.35%	9711	77.61%	12,512	100.00%
2	Customers**		10.70%					-	10.70%
3	Miles of Pipe***	34	2.94%	25	2.16%	1096	94.89%	1,155	100.00%
4	Sum of Allocations		27.68%		10.52%		172.51%		
5	Simple Average (+3)		3		3		3		
6	**Allocation of NUC's O&M**		**9.23%**		**3.51%**		**87.50%**		**70.23%**

* Gross Plant in Service is in millions. It is unadjusted for any Acquisition Adjustments.
** Customer allocation is per Navitas's petition.
*** Six customers in Tennessee are domestic tap customers spread along 30 miles of third-party pipe. The 34 miles of pipe shown for the calculation of the Tennessee's allocation is net of any pipes owned by a third-party because presumably the third-party would either maintain their own pipes or reimburse NUC for any expenses incurred to maintain third-party pipe.

NAVITAS TN NG, LLC
Calculation of Inflation
For the 12 Months Ending December 31, 2013

YEAR	QUARTER 1/1 - 3/31	4/1 - 6/30	7/1 - 9/30	10/1 - 12/31	ATTR YR GDP IDP
2010	110.21	110.69	111.217	111.775	110.9730
2011	112.362	113.106	113.940	113.985	113.3483

AVERAGE GDP DEFLATOR FOR YEAR 2011 2.14%
1.038 A/

Source: U.S. Department of Commerce, Bureau of Economic Analysis, Table 1.1.9 (information available as of October 26, 2012).

A/ This number represents the GDP deflator compounded for 9 months of 2012 (April 2012 through December 2012) and 12 months in 2013.

NAVITAS TN NG, LLC
Comparative Income Statement at Current Rates
For the 12 Months Ending December 31, 2013

Line No.		Settlement A/	Company B/	Difference
	Operating Revenues:			
1	Gas Sales & Transportation Revenues	$ 428,193	$ 456,860	$ -28,667
2	Other Revenues	7,794	27,323	-19,529
3	**Total Revenue**	$ 435,988	$ 484,183	$ -48,195
	Operating & Maintenance Expenses:			
4	Purchased Gas Expense	$ 219,160	$ 224,324	$ -5,164
5	Operations & Maintenance	313,928	302,949	10,979
6	**Total Operating & Maintenance Expenses**	$ 533,089	$ 527,273	$ 5,816
	Other Expenses:			
7	Depreciation Expense	$ 49,743	$ 55,094	$ -5,351
8	General Taxes	10,911	10,469	442
9	State Excise Taxes	0	-11,653	11,653
10	Federal Income Taxes	0	0	0
11	**Total Other Expenses**	$ 60,654	$ 53,910	$ 6,744
12	**Total Operating Expenses**	$ 593,742	$ 581,183	$ 12,559
13	**Utility Operating Income**	$ -157,755	$ -97,000	$ -60,755

A/ CAPD Exhibit, Schedule 4.
B/ Company Filing.

*** The amounts, allocation, calculation, formulas, and results of these schedules apply only to this Settlement and have no precedential effect for future rate cases. ***

NAVITAS TN NG, LLC
Margin & Revenue Summary at Current Rates
For the 12 Months Ending December 31, 2013

Line No.	Customer Class	Billing Determinant A/	Current Rate B/	Revenue
	Residential:			
1	Customer Charge	5,114	$ 6.00	$ 30,684
2	First 9 Ccf per Month	34,185	0.25	8,546
3	Commodity Charge (All Consumption)	182,578	0.40	73,031
4	**Total Residential Margin**			$ **112,261**
	Commercial:			
5	Customer Charge	902	$ 6.00	$ 5,412
6	First 9 Ccf per Month	6,174	0.25	1,544
7	Commodity Charge (All Consumption)	113,651	0.40	45,460
8	**Total Commercial Margin**			$ **52,416**
	Industrial:			
9	Customer Charge	126	$ 6.00	$ 756
10	First 9 Ccf per Month	981	0.25	245
11	Commodity Charge (All Consumption)	144,516	0.30	43,355
12	**Total Industrial Margin**			$ **44,356**
13	**Total Sales Margin**			$ **209,033**
14	**Gas Cost**	440,745	$ 0.49725 C/	$ **219,160**
15	**Total Sales Revenue**			$ **428,193**

A/ The billing determinants differ slightly than the actual billing determinants. Per discussion with Navitas, the system that calculates the bills does not have the reporting capabilities to show the number of customers and the flow for each customer. Navitas tracks of the number of meters and the flow monthly. Navitas provided the number of meters and flow for the 12 months ended 3/31/2012 to CAPD. Per discussion with Navitas, there are a few customers with more than one meter, however the exact number is unknown. Since the flow per customer is also unknown, Navitas estimates revenue by taking the average flow per customer and, when that average is greater than 9 Ccf, assumes that each customer used at least 9 Ccf. Navitas recognizes that both of these variances of using meters instead of customers and using average flow instead of actual flow per customer may overstate the estimated revenue for
B/ Current Emergency Tariff Rates.
C/ Current PGA Rate.

*** The amounts, allocation, calculation, formulas, and results of these schedules apply only to this Settlement and have no precedential effect for future rate cases. ***

NAVITAS TN NG, LLC
Taxes Other than Income Income Taxes
For the 12 Months Ending December 31, 2013

Line No.		Settlement A/	Company B/	Difference
1	Property Taxes	$ 6,977	$ 6,977	$ 0
2	TRA Inspection Fee	1,920	1,920	0
3	Payroll Taxes	0	0	0
4	Franchise Tax	2,014	1,572	442
5	Gross Receipts Tax	0	0	0
6	Allocated & Other Taxes	0	0	0
7	**Total**	$ 10,911	$ 10,469	$ 442

A/ From Company's actual property tax bills for 2011 and the 2011 Franchise and Excise Tax Return.
B/ Company Filing.

NAVITAS TN NG, LLC
Excise Taxes at Current Rates
For the 12 Months Ending December 31, 2013

Line No.		Settlement	
1	**Operating Revenues**	$ 436,988	A/
	Operating Expenses:		
2	O&M Expenses	$ 533,069	A/
3	Depreciation Expense	49,743	A/
4	General Taxes	10,911	A/
5	**Total Operating Expenses**	$ 593,742	
6	**NOI Before Excise and Income Taxes**	$ -157,755	
7	Less Interest Expense	36,057	B/
8	**Pre-tax Book Income**	$ -193,812	
9	**Excise Taxable Income**	$ 0	C/
10	Excise Tax Rate	6.50%	
11	**State Excise Tax Expense**	$ 0	

A/ CAPD Exhibit, Schedule 4.
B/ CAPD Exhibit, Schedule 10.
C/ Losses under current rates results in an Excise Taxable income of $0.

*** The amounts, allocation, calculation, formulas, and results of these schedules apply only to this Settlement and have no precedential effect for future rate cases. ***

NAVITAS TN NG, LLC
Income Statement at Proposed Rates
For the 12 Months Ending December 31, 2013

Line No.		Current Rates A/	Rate Increase	Proposed Rates
	Operating Revenues:			
1	Gas Sales & Transportation Revenues	$ 428,193	$ 231,703 B/	$ 659,897
2	Other Revenues	7,794	4,217	12,012
3	**Total Revenue**	$ 435,988	$ 235,921	$ 671,908
	Operating & Maintenance Expenses:			
4	Purchased Gas Expense	$ 219,160	$	$ 219,160
5	Operations & Maintenance	313,928	1,251	315,179
6	**Total Operating & Maintenance Expenses**	$ 533,089	$ 1,251	$ 534,340
	Other Expenses:			
7	Depreciation Expense	$ 49,743	$	$ 49,743
8	General Taxes	10,911		10,911
9	State Excise Taxes	0	4,868 *	4,868
10	Federal Income Taxes	0		0
11	**Total Other Expenses**	$ 60,654	$ 4,868	$ 65,522
12	**Total Operating Expenses**	$ 593,742	$ 6,119	$ 599,861
13	**Utility Operating Income**	$ -157,755	$ 229,802	$ 72,047

A/ CAPD Exhibit, Schedule 4.
B/ CAPD Exhibit, Schedule 1.

*** The amounts, allocation, calculation, formulas, and results of these schedules apply only to this Settlement and have no precedential effect for future rate cases. ***

NAVITAS TN NG, LLC
Rate of Return Summary
For the 12 Months Ending December 31, 2013

Line No.	Class of Capital	Settlement Percent of Total	Settlement Cost Rate A/	Settlement Weighted Cost Rate A/
1	Short-Term Debt	4.26%	6.89%	0.29%
2	Long-Term Debt	67.50%	6.02%	4.06%
3	Common Equity	28.24%	15.40%	4.35%
4	**Total**	**100.00%**		**8.71%**
	Interest Expense Short-Term Debt:			
5	Rate Base			$ 827,560 B/
6	Short-Term Weighted Debt Cost			0.29%
7	**Short-Term Debt Interest Expense**			$ 2,429
	Interest Expense Long-Term Debt:			
8	Rate Base			$ 827,560 B/
9	Long-Term Weighted Debt Cost			4.06%
10	**Long-Term Debt Interest Expense**			$ 33,628
11	**Total Interest Expense**			$ 36,057

A/ Klein Exhibit, Page 2 of 16.
B/ CAPD Exhibit, Schedule 2.

*** The amounts, allocation, calculation, formulas, and results of these schedules apply only to this Settlement and have no precedential effect for future rate cases. ***

NAVITAS TN NG, LLC
Revenue Conversion Factor
For the 12 Months Ending December 31, 2013

Line No.		Amount	Balance
1	Operating Revenues		1.000000
2	Add: Forfeited Discounts	0.018202 A/	0.018202
3	Balance		1.018202
4	Uncollectible Ratio	0.005302 B/	0.005399
5	Balance		1.012803
6	State Excise Tax	0.020745 C/	0.021010
7	Balance		0.991793
8	Federal Income Tax	0.000000 D/	0.000000
9	Balance		0.991793
10	Revenue Conversion Factor (Line 1 / Line 9)		1.008274

A/ CAPD calculated this ratio by taking Other Revenue, which reflects the revenue from penalties and service charges for the 12 months ended 3/31/2012 on Schedule 4.A, divided by Operating Revenues from Schedule 5, the Comparative Income Statement.
B/ CAPD calculated this ratio by taking the adjusted bad debt expense for the 12 months ended 3/31/2012 on Schedule 4.A, divided by Operating Revenues from Schedule 5, the Comparative Income Statement.
C/ State Excise Tax Rate of 6.50% based upon total revenue increase above $0 income.
D/ Federal Income Taxes are passed through to the owner's personal return.

*** The amounts, allocation, calculation, formulas, and results of these schedules apply only to this Settlement and have no precedential effect for future rate cases. ***

Navitas TN NG, LLC
Rate Design

	Rates*			Revenue (annualized)*		
	Current	2/1/2013	10/1/2013	Current	2/1/2013**	10/1/2013
Residential						
Meter charge	6.000	6.000	9.000	30,684	30,684	46,026
First nine	0.650	1.555	1.665	8,546	53,158	56,918
Greater than nine	0.400	0.595	0.795	73,031	87,970	117,539
Minimum Bill (if 9 Ccf used)	11.85	20.00	23.99			
Total Revenue				112,261	171,812	220,483
Commercial						
Meter charge	6.000	6.000	9.000	5,412	5,412	8,118
First nine	0.650	1.555	2.220	1,544	9,601	13,706
Greater than nine	0.400	0.595	0.795	45,460	63,949	85,444
Minimum Bill (if 9 Ccf used)	11.85	20.00	28.98			
Total Revenue				52,416	78,962	107,268
Industrial						
Meter charge	6.00	6.00	14.00	756	756	1,764
First nine	0.550	1.555	2.885	245	1,525	2,830
Greater than nine	0.300	0.595	0.755	43,355	85,403	108,369
Minimum Bill (if 9 Ccf used)	10.95	20.00	39.97			
Total Revenue				44,356	87,684	112,963
Total Operating Revenue (excluding Purchased Gas Revenue)				209,033	338,458	440,714
Incremental increases					129,425	102,256
Incremental increases					62%	30%
% of Revenue Deficiency					56%	44%

Revenue Requirement:
The Proposed Rates include a $231,703 rate deficiency. Thus:

Current Revenue	209,033
Revenue Deficiency	231,703
Revenue Requirement	440,736

* Rates and Revenues exclude purchased gas.
** The revenue total of $338,458 reflects the February 1, 2013 rates on an annual basis to enable comparison between the two steps of increase. The rates for February 1, 2013 will be in effect for eight months and provide for $178,198 in total non-gas revenue based on the billing determinants of the February through September of the test year, as shown on Schedule 2.A of this Exhibit B.

Note 1: The Revenue was calculated on Schedules 2 and 3 of this Exhibit B. These billing determinants are the same as those on Amended Settlement Exhibit, Schedule 6, Revenue Summary, as adjusted to account for the months that the average usage was less than 9 Ccf. This adjustment is less than a $500 difference in any given year.

First Step Increase - February 1, 2013 (annualized)

		31-Jan-11 31	28-Feb-11 28	31-Mar-11 31	30-Apr-11 30	31-May-11 31	30-Jun-11 30	31-Jul-11 31	31-Aug-11 31	30-Sep-11 30	31-Oct-11 31	30-Nov-11 30	31-Dec-11 31	Total 365	31-Jan-12 31	28-Feb-12 28	31-Mar-12 32
Total calculated NCR																	
Proposed tariffs					29,316	19,374	11,472	11,037	13,485	12,765	25,419	31,896	43,628		59,315	47,025	33,063
Proposed tariff changes																	
Residential																	
First nine	0.905																
Meter charge	-																
Greater than nine	0.195																
Commercial																	
First nine	0.905																
Meter charge	-																
Greater than nine	0.195																
Industrial																	
First nine	0.905																
Meter charge	-																
Greater than nine	0.285																

Proposed 2013 Tariff revenue	338,457	440,736 Target non-commodity revenue
Test case year calculated tariff revenue	209,033	338,457 Proposed 2013 Tariff revenue
Annualized rate increase on February 1, 2013	129,424	102,279 Continued tariff revenue deficiency

	Proposed Tariffs		Totals													
Residential																
First nine	$ 1.555	13.995	53,158	6,088	5,752	1,535	1,092	1,549	2,239	4,324	5,920	6,116		6,186	6,200	6,158
Meter charge	$ 6.00	19.995	30,684	2,628	2,484	2,070	2,676	2,664	2,652	1,902	2,712	2,706		2,724	2,742	2,724
Greater than nine	$ 0.595		87,970	6,982	800	-	-	-	-	9,832	8,079	14,048		22,717	16,443	9,070
				36	22	11	11	13	17	52	40	52		72	57	41
Commercial																
First nine	$ 1.555	15.995	9,601	1,022	784	588	588	420	434	588	966	1,064		1,064	1,050	1,036
Meter charge	$ 6.00	19.995	5,412	462	360	228	516	510	486	306	504	540		498	480	492
Greater than nine	$ 0.595		55,949	4,546	3,469	2,688	2,523	3,541	1,966	2,534	5,795	8,767		13,459	9,386	5,175
				94	82	35	26	149	93	82	105	136		198	146	91
Industrial																
First nine	$ 1.555	13.995	1,525	126	126	98	112	84	84	70	154	168		168	168	168
Meter charge	$ 6.00	19.995	756	54	54	42	72	54	54	42	72	78		78	78	78
Greater than nine	$ 0.595		38,103	7,209	5,545	4,164	4,118	4,954	4,850	5,821	7,695	10,172		12,424	10,479	8,163
				832	636	615	548	800	831	1,187	720	968		1,056	894	701
			338,457													

First Step Increase - February 1, 2013 (8-months of revenue)

		31-Jan-11	28-Feb-11	31-Mar-11	30-Apr-11	31-May-11	30-Jun-11	31-Jul-11	31-Aug-11	30-Sep-11	Total	28-Feb-12	31-Mar-12
		31	28	31	30	31	30	31	31	30	273	28	32
Total calculated NCR													
Proposed tariffs					29,316	19,374	11,472	11,697	13,485	12,765		47,025	33,063
Proposed tariff changes													
Residential													
First nine	0.905												
Meter charge	-												
Greater than nine	0.195												
Commercial													
First nine	0.905												
Meter charge	-												
Greater than nine	0.195												
Industrial													
First nine	0.905												
Meter charge	-												
Greater than nine	0.295												

Proposed 2013 Tariff revenue	178,198
Test case year calculated tariff revenue	209,033
Rate Increase on February 1, 2013 (8 months)	(30,836)

	Proposed Tariffs		Totals								
Residential											
First nine	$ 1.555	13.995	30,612	6,088	5,752	4,535	1,092	1,549	2,239	6,200	6,158
Meter charge	$ 6.00	19.995	20,640	2,628	2,484	2,070	2,676	2,664	2,652	2,742	2,724
Greater than nine	$ 0.595		33,294	6,982	800	-	-	-	-	15,443	9,070
				36	22	11	11	13	17	57	41
Commercial											
First nine	$ 1.555	13.995	5,920	1,022	784	588	588	420	434	1,050	1,036
Meter charge	$ 6.00	19.995	3,594	462	360	288	516	510	486	480	492
Greater than nine	$ 0.595		33,394	4,646	3,469	2,688	2,523	3,541	1,966	9,386	5,175
				84	82	85	86	149	93	146	91
Industrial											
First nine	$ 1.555	13.995	966	126	126	98	112	84	84	168	168
Meter charge	$ 6.00	19.995	486	54	54	42	72	54	54	78	78
Greater than nine	$ 0.595		49,292	7,309	5,545	4,164	4,118	4,664	4,850	10,479	8,163
				832	636	615	538	800	831	894	701
			178,198								

Second Step Increase - October 1, 2013 (annualized)

		31-Jan-11	28-Feb-11	31-Mar-11	30-Apr-11	31-May-11	30-Jun-11	31-Jul-11	31-Aug-11	30-Sep-11	31-Oct-11	30-Nov-11	31-Dec-11	Total	31-Jan-12	28-Feb-12	31-Mar-12
		31	28	31	30	31	30	31	31	30	31	30	31	365	31	28	32
Total calculated NCR																	
Proposed tariffs					37,769	24,634	15,166	15,761	17,944	16,782	32,910	41,284	56,762		77,554	61,258	42,767
Proposed tariff changes																	
Residential																	
First nine	0.110																
Meter charge	3.000																
Greater than nine	0.200																
Commercial																	
First nine	0.645																
Meter charge	3.000																
Greater than nine	0.200																
Industrial																	
First nine	1.330																
Meter charge	8.000																
Greater than nine	0.160																

Proposed 2014 Tariff revenue	440,736	440,736	Target non-commodity revenue
Proposed 2013 Tariff revenue	338,457	411,156	Proposed 2014 Tariff revenue in settlement
Annualized rate increase on October 1, 2013	102,279	29,580	Continued tariff revenue deficiency

	Proposed Tariffs		Totals													
Residential																
First nine	$ 1.665	14.985	56,918	6,518	6,159	1,643	1,169	1,658	2,398	4,630	6,339	6,548	6,623	6,638	6,593
Meter charge	$ 9.00	23.985	46,026	6,342	3,726	3,105	4,014	3,996	3,978	2,853	4,068	4,059	4,086	4,113	4,086
Greater than nine	$ 0.795		117,539	9,329	1,068	-	-	-	-	13,137	10,795	18,770	30,352	21,970	12,119
				45	27	14	15	17	22	67	50	67	93	74	52
Commercial															
First nine	$ 2.200	19.800	13,583	1,445	1,109	832	832	594	614	832	1,365	1,505	1,505	1,485	1,465
Meter charge	$ 9.00	26.800	8,118	593	540	432	774	765	729	459	756	765	747	720	738
Greater than nine	$ 0.795		85,444	6,207	4,636	3,391	3,372	4,731	2,627	3,386	7,743	11,714	17,983	12,541	6,914
				114	112	116	119	203	128	111	143	184	266	197	123
Industrial															
First nine	$ 1.035	29.365	1,230	224	234	192	198	156	156	130	286	312	312	312	312
Meter charge	$ 14.00	39.365	1,764	126	126	98	168	126	126	98	168	182	182	182	182
Greater than nine	$ 0.755		138,369	6,274	7,037	5,233	5,225	5,918	6,154	7,386	9,764	12,907	15,764	13,297	10,358
				1,070	822	795	700	1,033	1,073	1,523	929	1,117	1,355	1,149	904
			440,591												

Chairman Allison's Motion

Docket No. 12-00068

I move that the revised Stipulation and Settlement Agreement be accepted with a few minor modifications and a request to the parties regarding rate design. The motion is specific to (1) the additional revenue requirement for Navitas; (2) rate design; and (3) the Settlement terms.

First, I move that the revenue requirement of $231,703 agreed to by Navitas and the Consumer Advocate be adopted. I understand that this amount includes recovery of Distribution Integrity Management Program Costs (DIMP) which the Authority previously ruled that it would like to review. Accordingly, even though recovery of DIMP costs is being allowed at this time, Navitas is directed to submit a signed contract with the consultant (Tri-Star Energy) when executed along with all documentation to support the recovery amount. The Authority will then review the information and make a final ruling on these costs.

Second, I move that the Authority accept the Phase I and Phase II rate design contained in the Settlement Agreement. Prior to implementing the Phase II rate design, however, I would encourage the parties to meet with the TRA Staff to discuss alternative rate designs that more fully address the directives set forth in Tenn. Code Ann. § 65-4-126, (State policy on using energy more efficiently) and also to look at recent rate designs ordered by the Authority for Piedmont, Atmos and Chattanooga Gas. If there is a modification to the Phase II rate design, I move that it be filed no later than July 1, 2013.

Third, there is one Settlement provision that, in my opinion, should not be approved and one that needs more clarification before final approval is granted. I move that the provisions contained in Paragraph 21 of the Settlement, which would allow for similarly situated customers within a specific class to pay different monthly rates for natural gas, be removed. The parties provided no satisfactory rational basis to justify different rates for similarly situated customers and this provision could lead to undue discriminatory treatment of consumers potentially in violation of state and federal law.

I also have some concerns regarding Paragraph 25 C. This provision provides Navitas with the ability to waive fees in special circumstances such as financial distress, military deployment or for disabled customers or customers in unique situations. I applaud the effort to help consumers in distress, but I am concerned about approving such a broad provision without knowing the exact details such as the qualification process and which fees that can be waived. I am not recommending that this provision be removed; rather, I move that if the parties want to implement this provision, tariff language be filed explaining in detail the qualification process and the specifics of the program. In this

manner, the Panel will have the opportunity to review the details of the program and make a ruling prior to implementation. I believe the remaining settlement provisions, especially those related to transitioning to the NARUC Uniform System of accounting method and direct cost accounting for expenses related to Tennessee operations, are necessary in order to properly evaluate the Company on a going-forward basis.

Finally, I direct Navitas to file a revised tariff to conform with the Settlement Agreement with deference to the above Paragraph being removed. I would invite you to meet with my Staff to come up with a compliant tariff. I so move.

Navitas TN NG, LLC
Docket 19-00057

Section: General

Item: 8

To be provided electronically

Encrypted: No

General Ledgers for the following years and companies:

2017 & 2018

Navitas TN NG, LLC

Navitas Assets, LLC

Navitas Utility Corporation

Fort Cobb Fuel Authority, LLC

Fort Cobb Fuel Authority
General Ledger
As of December 31, 2017

Type	Date	Num	Name	Memo	Split	Debit	Credit	Balance
1100 · Cash								-19,173.02
1107 · Checking - Bank 7								-24,851.91
Payment	01/03/2017	Batch 1	Fort Cobb Fuel Auth...		1243 · Custom...	1,040.35		-23,811.56
Payment	01/03/2017	Batch 1	Fort Cobb Fuel Auth...		1243 · Custom...	717.29		-23,094.27
Deposit	01/03/2017			Deposit	-SPLIT-	200.00		-22,894.27
Check	01/03/2017	1552	Choctaw Nation	#2007 Cheryl ...	1243 · Custom...		35.18	-22,929.45
General Journal	01/03/2017	170103		To record ban...	903 · Custome...		393.57	-23,323.02
Payment	01/04/2017	Batch 2	Fort Cobb Fuel Auth...		1243 · Custom...	520.95		-22,802.07
Payment	01/04/2017	Batch 2	Fort Cobb Fuel Auth...		1243 · Custom...	411.74		-22,390.33
Payment	01/05/2017	Batch 3	Fort Cobb Fuel Auth...		1243 · Custom...	706.55		-21,683.78
Payment	01/05/2017	Batch 3	Fort Cobb Fuel Auth...		1243 · Custom...	1,052.38		-20,631.40
Deposit	01/05/2017			Deposit	-SPLIT-	200.00		-20,431.40
Check	01/05/2017	1553	Angel Ramirez		1243 · Custom...		86.16	-20,517.56
Check	01/05/2017	1554	Kirby Brant	Refund	1243 · Custom...		8.52	-20,526.08
Payment	01/06/2017	Batch 4	Fort Cobb Fuel Auth...		1243 · Custom...	603.93		-19,922.15
Payment	01/06/2017	Batch 4	Fort Cobb Fuel Auth...		1243 · Custom...	1,535.21		-18,386.94
Deposit	01/06/2017			Deposit	-SPLIT-	200.00		-18,186.94
Payment	01/09/2017	Batch 5	Fort Cobb Fuel Auth...		1243 · Custom...	8,211.76		-9,975.18
Payment	01/09/2017	Batch 5	Fort Cobb Fuel Auth...		1243 · Custom...	605.90		-9,369.28
Deposit	01/10/2017			Deposit	1243 · Custom...	16,004.59		6,635.31
Payment	01/10/2017	Batch 6	Fort Cobb Fuel Auth...		1243 · Custom...	13,425.99		20,061.30
Payment	01/10/2017	Batch 6	Fort Cobb Fuel Auth...		1243 · Custom...	1,473.49		21,534.79
Payment	01/11/2017	Batch 7	Fort Cobb Fuel Auth...		1243 · Custom...	9,627.85		31,162.64
Payment	01/11/2017	Batch 7	Fort Cobb Fuel Auth...		1243 · Custom...	700.12		31,862.76
Deposit	01/11/2017			Deposit	-SPLIT-	200.00		32,062.76
Payment	01/12/2017	Batch 8	Fort Cobb Fuel Auth...		1243 · Custom...	7,669.18		39,731.94
Payment	01/12/2017	Batch 8	Fort Cobb Fuel Auth...		1243 · Custom...	19,631.17		59,363.11
Payment	01/12/2017	Batch 8	Fort Cobb Fuel Auth...		1243 · Custom...	867.71		60,230.82
Payment	01/13/2017	Batch 9	Fort Cobb Fuel Auth...		1243 · Custom...	10,874.64		71,105.46
Payment	01/13/2017	Batch 9	Fort Cobb Fuel Auth...		1243 · Custom...	437.60		71,543.06
Deposit	01/13/2017			Deposit	-SPLIT-	200.00		71,743.06
Check	01/13/2017	704	Bank 7	Transfer	1125 · Deposit ...	9,000.00		80,743.06
Check	01/13/2017	461	Bank 7	Transfer	1122 · Deposit ...	1,500.00		82,243.06
Check	01/13/2017	688	Bank 7	Transfer	1121 · Deposit ...	5,500.00		87,743.06
Check	01/13/2017	5613	Bank 7	Transfer	1123 · Deposit ...	6,000.00		93,743.06
Bill Pmt -Check	01/13/2017	1555	Navitas Utility Corpo...		2233 · Other		90,873.00	2,870.06
General Journal	01/13/2017	5344		Deidra Flores ...	-SPLIT-		147.40	2,722.66
General Journal	01/13/2017	5344		Deidra Flores ...	1107 · Checkin...		7.00	2,715.66
Payment	01/16/2017	Batch ...	Fort Cobb Fuel Auth...		1243 · Custom...	1,428.64		4,144.30
Payment	01/17/2017	Batch ...	Fort Cobb Fuel Auth...		1243 · Custom...	89,897.19		94,041.49
Payment	01/17/2017	Batch ...	Fort Cobb Fuel Auth...		1243 · Custom...	2,187.90		96,229.39
Deposit	01/17/2017			Deposit	-SPLIT-	200.00		96,429.39
Bill Pmt -Check	01/17/2017	1556	Navitas Utility Corpo...		2233 · Other		80,275.00	16,154.39
Payment	01/18/2017	Batch ...	Fort Cobb Fuel Auth...		1243 · Custom...	1,692.45		17,846.84
Payment	01/18/2017	Batch ...	Fort Cobb Fuel Auth...		1243 · Custom...	992.02		18,838.86
Payment	01/19/2017	Batch ...	Fort Cobb Fuel Auth...		1243 · Custom...	170.00		19,008.86
Payment	01/19/2017	Batch ...	Fort Cobb Fuel Auth...		1243 · Custom...	18,536.88		37,545.74
Payment	01/19/2017	Batch ...	Fort Cobb Fuel Auth...		1243 · Custom...	1,649.52		39,195.26
Deposit	01/19/2017			Deposit	488 · Penalties...	50.00		39,245.26

Fort Cobb Fuel Authority
General Ledger
As of December 31, 2017

Type	Date	Num	Name	Memo	Split	Debit	Credit	Balance
Check	01/20/2017	ACH	Oklahoma Tax Com...		2403 · Sales T...		7,373.45	31,871.81
Check	01/20/2017	ACH	Oklahoma Tax Com...		-SPLIT-		3,930.77	27,941.04
Payment	01/20/2017	Batch ...	Fort Cobb Fuel Auth...		1243 · Custom...	27,992.34		55,933.38
Payment	01/20/2017	Batch ...	Fort Cobb Fuel Auth...		1243 · Custom...	1,372.69		57,306.07
Deposit	01/20/2017			Deposit	488 · Penalties...	50.00		57,356.07
General Journal	01/20/2017	5343	Tony Mol	Construction ...	-SPLIT-	476.18		57,832.25
Bill Pmt -Check	01/20/2017	1557	Bank 7	Loan 1010609	2233 · Other		36,357.66	21,474.59
Payment	01/23/2017	Batch ...	Fort Cobb Fuel Auth...		1243 · Custom...	8,323.34		29,797.93
Payment	01/23/2017	Batch ...	Fort Cobb Fuel Auth...		1243 · Custom...	2,393.73		32,191.66
Check	01/23/2017	1558	Jessica Tripp	Refund	1243 · Custom...		39.64	32,152.02
Check	01/23/2017	1559	Larry Scott	Refund	1243 · Custom...		26.67	32,125.35
Check	01/23/2017	1560	John Harrison	Refund	1243 · Custom...		46.70	32,078.65
Payment	01/24/2017	Batch ...	Fort Cobb Fuel Auth...		1243 · Custom...	11,179.49		43,258.14
Payment	01/24/2017	Batch ...	Fort Cobb Fuel Auth...		1243 · Custom...	5,656.22		48,914.36
Bill Pmt -Check	01/24/2017	1561	Navitas Utility Corpo...		2233 · Other		40,000.00	8,914.36
Payment	01/25/2017	Batch ...	Fort Cobb Fuel Auth...		1243 · Custom...	4,039.79		12,954.15
Payment	01/25/2017	Batch ...	Fort Cobb Fuel Auth...		1243 · Custom...	1,955.68		14,909.83
Deposit	01/25/2017			Deposit	-SPLIT-	400.00		15,309.83
Payment	01/26/2017	Batch ...	Fort Cobb Fuel Auth...		1243 · Custom...	2,276.69		17,586.52
Payment	01/26/2017	Batch ...	Fort Cobb Fuel Auth...		1243 · Custom...	1,423.59		19,010.11
Deposit	01/26/2017			Deposit	-SPLIT-	100.00		19,110.11
Payment	01/27/2017	Batch ...	Fort Cobb Fuel Auth...		1243 · Custom...	3,978.18		23,088.29
Payment	01/27/2017	Batch ...	Fort Cobb Fuel Auth...		1243 · Custom...	1,502.88		24,591.17
Payment	01/30/2017	Batch ...	Fort Cobb Fuel Auth...		1243 · Custom...	5,870.21		30,461.38
Payment	01/30/2017	Batch ...	Fort Cobb Fuel Auth...		1243 · Custom...	1,336.35		31,797.73
Bill Pmt -Check	01/30/2017	1562	Navitas Assets		2233 · Other		7,824.00	23,973.73
Payment	01/31/2017	Batch ...	Fort Cobb Fuel Auth...		1243 · Custom...	1,408.77		25,382.50
Payment	01/31/2017	Batch ...	Fort Cobb Fuel Auth...		1243 · Custom...	879.22		26,261.72
Payment	02/01/2017	Batch ...	Fort Cobb Fuel Auth...		1243 · Custom...	783.66		27,045.38
Payment	02/01/2017	Batch ...	Fort Cobb Fuel Auth...		1243 · Custom...	772.39		27,817.77
General Journal	02/01/2017	170201		Marian Ramir...	2404 · Custom...	81.83		27,899.60
Payment	02/02/2017	Batch ...	Fort Cobb Fuel Auth...		1243 · Custom...	1,443.09		29,342.69
Payment	02/02/2017	Batch ...	Fort Cobb Fuel Auth...		1243 · Custom...	1,116.37		30,459.06
General Journal	02/02/2017	170202		To record ban...	903 · Custome...		623.70	29,835.36
Payment	02/03/2017	Batch ...	Fort Cobb Fuel Auth...		1243 · Custom...	3,409.46		33,244.82
Payment	02/03/2017	Batch ...	Fort Cobb Fuel Auth...		1243 · Custom...	820.53		34,065.35
Payment	02/06/2017	Batch ...	Fort Cobb Fuel Auth...		1243 · Custom...	10,836.53		44,901.88
Payment	02/06/2017	Batch ...	Fort Cobb Fuel Auth...		1243 · Custom...	3,632.67		48,534.55
Deposit	02/06/2017			Deposit	488 · Penalties...	50.00		48,584.55
Check	02/07/2017	1563	Jennifer Swisher	Refund	1243 · Custom...		142.05	48,442.50
Payment	02/07/2017	Batch ...	Fort Cobb Fuel Auth...		1243 · Custom...	13,106.01		61,548.51
Payment	02/07/2017	Batch ...	Fort Cobb Fuel Auth...		1243 · Custom...	1,948.28		63,496.79
Payment	02/08/2017	Batch ...	Fort Cobb Fuel Auth...		1243 · Custom...	69,751.09		133,247.88
Payment	02/08/2017	Batch ...	Fort Cobb Fuel Auth...		1243 · Custom...	1,190.03		134,437.91
Deposit	02/08/2017			Deposit	-SPLIT-	250.00		134,687.91
Check	02/09/2017	689	Bank 7	Transfer	1121 · Deposit ...	7,000.00		141,687.91
Check	02/09/2017	705	Bank 7	Transfer	1125 · Deposit ...	17,000.00		158,687.91
Check	02/09/2017	462	Bank 7	Transfer	1122 · Deposit ...	4,000.00		162,687.91
Check	02/09/2017	1044	Bank 7	Transfer	1126 · Deposit ...	1,000.00		163,687.91

Fort Cobb Fuel Authority
General Ledger
As of December 31, 2017

Type	Date	Num	Name	Memo	Split	Debit	Credit	Balance
Bill Pmt -Check	02/09/2017	1564	Bank 7	Loan 1010609	2233 · Other		34,626.32	129,061.59
Bill Pmt -Check	02/09/2017	1565	Navitas Assets		2233 · Other		19,566.00	109,495.59
Bill Pmt -Check	02/09/2017	1566	Town of Binger	VOID:	2203 · Taxes	0.00		109,495.59
Bill Pmt -Check	02/09/2017	1567	Town of Bridgeport		2203 · Taxes		228.05	109,267.54
Bill Pmt -Check	02/09/2017	1568	Town of Colony		2203 · Taxes		338.36	108,929.18
Bill Pmt -Check	02/09/2017	1569	Town of Eakly		2203 · Taxes		1,337.98	107,591.20
Bill Pmt -Check	02/09/2017	1570	Town of Gracemont		2203 · Taxes		1,312.12	106,279.08
Bill Pmt -Check	02/09/2017	1571	Town of Lookeba		2203 · Taxes		334.91	105,944.17
Bill Pmt -Check	02/09/2017	1572	Town of Velma	3rd Qtr 2016 ...	2203 · Taxes		144.73	105,799.44
Bill Pmt -Check	02/09/2017	1573	Navitas Utility Corpo...		2233 · Other		104,012.52	1,786.92
Check	02/09/2017	5614	Bank 7	Transfer	1123 · Deposit ...	8,000.00		9,786.92
Bill Pmt -Check	02/09/2017	1574	Town of Binger		2203 · Taxes		2,755.07	7,031.85
Payment	02/09/2017	Batch ...	Fort Cobb Fuel Auth...		1243 · Custom...	13,219.01		20,250.86
Payment	02/09/2017	Batch ...	Fort Cobb Fuel Auth...		1243 · Custom...	1,217.28		21,468.14
Payment	02/09/2017	1537	Fort Cobb Fuel Auth...		1253 · Other	5,728.44		27,196.58
Payment	02/10/2017	Batch ...	Fort Cobb Fuel Auth...		1243 · Custom...	11,313.37		38,509.95
Payment	02/10/2017	Batch ...	Fort Cobb Fuel Auth...		1243 · Custom...	1,585.42		40,095.37
Deposit	02/13/2017			Deposit	1243 · Custom...	18,107.53		58,202.90
Payment	02/13/2017	Batch ...	Fort Cobb Fuel Auth...		1243 · Custom...	25,075.35		83,278.25
Payment	02/13/2017	Batch ...	Fort Cobb Fuel Auth...		1243 · Custom...	2,578.62		85,856.87
Deposit	02/13/2017			Deposit	-SPLIT-	200.00		86,056.87
Check	02/13/2017	1575	Kayla Dill	Deposit refund	1243 · Custom...		69.75	85,987.12
Payment	02/14/2017	Batch ...	Fort Cobb Fuel Auth...		1243 · Custom...	11,927.66		97,914.78
Payment	02/14/2017	Batch ...	Fort Cobb Fuel Auth...		1243 · Custom...	2,599.85		100,514.63
Deposit	02/14/2017			Deposit	-SPLIT-	200.00		100,714.63
Payment	02/15/2017	Batch ...	Fort Cobb Fuel Auth...		1243 · Custom...	14,612.82		115,327.45
Payment	02/15/2017	Batch ...	Fort Cobb Fuel Auth...		1243 · Custom...	1,270.50		116,597.95
Deposit	02/15/2017			Deposit	-SPLIT-	700.00		117,297.95
Bill Pmt -Check	02/15/2017	1576	Navitas Utility Corpo...		2233 · Other		110,000.00	7,297.95
Payment	02/16/2017	Batch ...	Fort Cobb Fuel Auth...		1243 · Custom...	8,016.79		15,314.74
Payment	02/16/2017	Batch ...	Fort Cobb Fuel Auth...		1243 · Custom...	3,621.16		18,935.90
Payment	02/17/2017	Batch ...	Fort Cobb Fuel Auth...		1243 · Custom...	14,704.22		33,640.12
Payment	02/17/2017	Batch ...	Fort Cobb Fuel Auth...		1243 · Custom...	703.31		34,343.43
Payment	02/20/2017	Batch ...	Fort Cobb Fuel Auth...		1243 · Custom...	379.91		34,723.34
Payment	02/20/2017	Batch ...	Fort Cobb Fuel Auth...		1243 · Custom...	2,057.45		36,780.79
Deposit	02/20/2017			Deposit	-SPLIT-	400.00		37,180.79
Check	02/21/2017	ACH	Oklahoma Tax Com...		-SPLIT-		13,170.08	24,010.71
Check	02/21/2017	ACH	Oklahoma Tax Com...		2403 · Sales T...		9,513.03	14,497.68
Payment	02/21/2017	Batch ...	Fort Cobb Fuel Auth...		1243 · Custom...	18,973.54		33,471.22
Payment	02/21/2017	Batch ...	Fort Cobb Fuel Auth...		1243 · Custom...	651.38		34,122.60
Deposit	02/21/2017			Deposit	488 · Penalties...	50.00		34,172.60
Deposit	02/21/2017			Deposit	-SPLIT-	200.00		34,372.60
Payment	02/21/2017	1550	Fort Cobb Fuel Auth...		1253 · Other	11,600.61		45,973.21
Bill Pmt -Check	02/21/2017	1577	Stephens County Tr...	2nd half	2203 · Taxes		1,690.00	44,283.21
Bill Pmt -Check	02/21/2017	1578	Washita County Tre...	2nd Half	2203 · Taxes		1,786.50	42,496.71
Payment	02/22/2017	Batch ...	Fort Cobb Fuel Auth...		1243 · Custom...	11,983.89		54,480.60
Payment	02/22/2017	Batch ...	Fort Cobb Fuel Auth...		1243 · Custom...	1,681.09		56,161.69
Deposit	02/22/2017			Deposit	488 · Penalties...	50.00		56,211.69
Payment	02/23/2017	Batch ...	Fort Cobb Fuel Auth...		1243 · Custom...	12,480.92		68,692.61

Fort Cobb Fuel Authority
General Ledger
As of December 31, 2017

Type	Date	Num	Name	Memo	Split	Debit	Credit	Balance
Payment	02/23/2017	Batch ...	Fort Cobb Fuel Auth...		1243 · Custom...	2,543.18		71,235.79
Deposit	02/23/2017			Deposit	488 · Penalties...	25.00		71,260.79
Deposit	02/23/2017			Deposit	488 · Penalties...	50.00		71,310.79
Payment	02/24/2017	Batch ...	Fort Cobb Fuel Auth...		1243 · Custom...	3,768.84		75,079.63
Payment	02/24/2017	Batch ...	Fort Cobb Fuel Auth...		1243 · Custom...	7,267.23		82,346.86
Payment	02/27/2017	Batch ...	Fort Cobb Fuel Auth...		1243 · Custom...	4,378.69		86,725.55
Payment	02/27/2017	Batch ...	Fort Cobb Fuel Auth...		1243 · Custom...	3,090.58		89,816.13
Bill Pmt -Check	02/27/2017	1579	Navitas Utility Corpo...		2233 · Other		50,534.50	39,281.63
General Journal	02/27/2017	543	Azurae Kilian	New Construc...	-SPLIT-	561.00		39,842.63
Payment	02/28/2017	Batch ...	Fort Cobb Fuel Auth...		1243 · Custom...	1,272.70		41,115.33
Payment	02/28/2017	Batch ...	Fort Cobb Fuel Auth...		1243 · Custom...	2,374.99		43,490.32
Deposit	02/28/2017			Deposit	-SPLIT-	200.00		43,690.32
Payment	03/01/2017	Batch ...	Fort Cobb Fuel Auth...		1243 · Custom...	2,370.65		46,060.97
Payment	03/01/2017	Batch ...	Fort Cobb Fuel Auth...		1243 · Custom...	1,111.44		47,172.41
Payment	03/02/2017	Batch ...	Fort Cobb Fuel Auth...		1243 · Custom...	2,294.82		49,467.23
Payment	03/02/2017	Batch ...	Fort Cobb Fuel Auth...		1243 · Custom...	1,415.55		50,882.78
Deposit	03/02/2017			Deposit	-SPLIT-	75.00		50,957.78
General Journal	03/02/2017	170302		To record ban...	903 · Custome...		921.63	50,036.15
Payment	03/03/2017	Batch ...	Fort Cobb Fuel Auth...		1243 · Custom...	275.66		50,311.81
Payment	03/03/2017	Batch ...	Fort Cobb Fuel Auth...		1243 · Custom...	1,032.54		51,344.35
Deposit	03/03/2017			Deposit	-SPLIT-	200.00		51,544.35
Payment	03/06/2017	Batch ...	Fort Cobb Fuel Auth...		1243 · Custom...	19,334.04		70,878.39
Payment	03/06/2017	Batch ...	Fort Cobb Fuel Auth...		1243 · Custom...	3,101.37		73,979.76
Bill Pmt -Check	03/06/2017	1580	Caddo County Trea...	2nd half	2203 · Taxes		26,771.00	47,208.76
Bill Pmt -Check	03/06/2017	1581	Bank 7	Loan 1010609	2233 · Other		34,626.32	12,582.44
Bill Pmt -Check	03/06/2017	1582	Oklahoma Corp Co...		2233 · Other		1,040.00	11,542.44
Bill Pmt -Check	03/06/2017	1583	Navitas Assets		2233 · Other		32,610.00	-21,067.56
Check	03/06/2017	463	Bank 7	Transfer	1122 · Deposit ...	5,000.00		-16,067.56
Check	03/06/2017	1045	Bank 7	Transfer	1126 · Deposit ...	2,000.00		-14,067.56
Check	03/06/2017	706	Bank 7	Transfer	1125 · Deposit ...	21,000.00		6,932.44
Check	03/06/2017	690	Bank 7	Transfer	1121 · Deposit ...	7,000.00		13,932.44
Check	03/06/2017	5615	Bank 7	Transfer	1123 · Deposit ...	7,000.00		20,932.44
Bill Pmt -Check	03/06/2017	1584	Navitas Utility Corpo...		2233 · Other		14,000.00	6,932.44
Payment	03/07/2017	Batch ...	Fort Cobb Fuel Auth...		1243 · Custom...	3,541.39		10,473.83
Payment	03/07/2017	Batch ...	Fort Cobb Fuel Auth...		1243 · Custom...	11,855.12		22,328.95
Payment	03/08/2017	Batch ...	Fort Cobb Fuel Auth...		1243 · Custom...	13,442.77		35,771.72
Payment	03/08/2017	Batch ...	Fort Cobb Fuel Auth...		1243 · Custom...	1,278.45		37,050.17
Check	03/08/2017	1586	Lyndle Byford	Overpayment	1243 · Custom...		47.19	37,002.98
Payment	03/09/2017	Batch ...	Fort Cobb Fuel Auth...		1243 · Custom...	8,511.09		45,514.07
Payment	03/09/2017	Batch ...	Fort Cobb Fuel Auth...		1243 · Custom...	1,023.42		46,537.49
Deposit	03/10/2017			Deposit	1243 · Custom...	12,330.66		58,868.15
Payment	03/10/2017	Batch ...	Fort Cobb Fuel Auth...		1243 · Custom...	16,194.78		75,062.93
Payment	03/10/2017	Batch ...	Fort Cobb Fuel Auth...		1243 · Custom...	1,591.35		76,654.28
Payment	03/13/2017	Batch ...	Fort Cobb Fuel Auth...		1243 · Custom...	30,572.46		107,226.74
Payment	03/13/2017	Batch ...	Fort Cobb Fuel Auth...		1243 · Custom...	3,071.37		110,298.11
General Journal	03/13/2017	2517		Investment in ...	3103 · Member...	70,000.00		180,298.11
Check	03/13/2017	707	Bank 7	Transfer	1125 · Deposit ...	5,000.00		185,298.11
Check	03/13/2017	691	Bank 7	Transfer	1121 · Deposit ...	3,000.00		188,298.11
Check	03/13/2017	464	Bank 7	Transfer	1122 · Deposit ...	1,000.00		189,298.11

Fort Cobb Fuel Authority
General Ledger
As of December 31, 2017

Type	Date	Num	Name	Memo	Split	Debit	Credit	Balance
Bill Pmt -Check	03/13/2017	1585	Navitas Utility Corpo...		2233 · Other		178,527.00	10,771.11
Payment	03/14/2017	Batch ...	Fort Cobb Fuel Auth...		1243 · Custom...	422.67		11,193.78
Payment	03/14/2017	Batch ...	Fort Cobb Fuel Auth...		1243 · Custom...	1,054.17		12,247.95
Payment	03/15/2017	Batch ...	Fort Cobb Fuel Auth...		1243 · Custom...	13,119.22		25,367.17
Payment	03/15/2017	Batch ...	Fort Cobb Fuel Auth...		1243 · Custom...	2,723.80		28,090.97
Payment	03/16/2017	Batch ...	Fort Cobb Fuel Auth...		1243 · Custom...	704.07		28,795.04
Payment	03/16/2017	Batch ...	Fort Cobb Fuel Auth...		1243 · Custom...	2,669.95		31,464.99
Bill Pmt -Check	03/17/2017	1587	Navitas Utility Corpo...		2233 · Other		31,310.47	154.52
Check	03/17/2017	692	Bank 7	Transfer	1121 · Deposit ...	1,500.00		1,654.52
Check	03/17/2017	465	Bank 7	Transfer	1122 · Deposit ...	1,500.00		3,154.52
Check	03/17/2017	708	Bank 7	Transfer	1125 · Deposit ...	2,500.00		5,654.52
Payment	03/17/2017	Batch ...	Fort Cobb Fuel Auth...		1243 · Custom...	42,434.79		48,089.31
Payment	03/17/2017	Batch ...	Fort Cobb Fuel Auth...		1243 · Custom...	1,533.43		49,622.74
Check	03/20/2017	ACH	Oklahoma Tax Com...		2403 · Sales T...		6,642.80	42,979.94
Check	03/20/2017	ACH	Oklahoma Tax Com...		-SPLIT-		9,289.85	33,690.09
Payment	03/20/2017	Batch ...	Fort Cobb Fuel Auth...		1243 · Custom...	7,860.32		41,550.41
Payment	03/20/2017	Batch ...	Fort Cobb Fuel Auth...		1243 · Custom...	909.75		42,460.16
Deposit	03/20/2017			Deposit	-SPLIT-	200.00		42,660.16
Payment	03/21/2017	Batch ...	Fort Cobb Fuel Auth...		1243 · Custom...	6,913.01		49,573.17
Payment	03/21/2017	Batch ...	Fort Cobb Fuel Auth...		1243 · Custom...	1,486.48		51,059.65
Payment	03/22/2017	Batch ...	Fort Cobb Fuel Auth...		1243 · Custom...	3,790.24		54,849.89
Payment	03/22/2017	Batch ...	Fort Cobb Fuel Auth...		1243 · Custom...	941.71		55,791.60
Payment	03/22/2017	1559	Fort Cobb Fuel Auth...		1253 · Other	8,325.80		64,117.40
Bill Pmt -Check	03/22/2017	1588	Navitas Utility Corpo...		2233 · Other		61,201.00	2,916.40
Check	03/22/2017	709	Bank 7	Transfer	1125 · Deposit ...	5,000.00		7,916.40
Payment	03/23/2017	Batch ...	Fort Cobb Fuel Auth...		1243 · Custom...	10,162.86		18,079.26
Payment	03/23/2017	Batch ...	Fort Cobb Fuel Auth...		1243 · Custom...	1,191.56		19,270.82
Payment	03/23/2017	DHS	Fort Cobb Fuel Auth...		1243 · Custom...	287.56		19,558.38
Payment	03/24/2017	Batch ...	Fort Cobb Fuel Auth...		1243 · Custom...	3,945.48		23,503.86
Payment	03/24/2017	Batch ...	Fort Cobb Fuel Auth...		1243 · Custom...	1,114.81		24,618.67
Payment	03/27/2017	Batch ...	Fort Cobb Fuel Auth...		1243 · Custom...	2,920.37		27,539.04
Payment	03/27/2017	Batch ...	Fort Cobb Fuel Auth...		1243 · Custom...	4,826.48		32,365.52
Payment	03/28/2017	Batch ...	Fort Cobb Fuel Auth...		1243 · Custom...	21,597.74		53,963.26
Payment	03/28/2017	Batch ...	Fort Cobb Fuel Auth...		1243 · Custom...	670.25		54,633.51
Deposit	03/28/2017			Deposit	-SPLIT-	75.00		54,708.51
Deposit	03/28/2017			Deposit	488 · Penalties...	25.00		54,733.51
Payment	03/29/2017	Batch ...	Fort Cobb Fuel Auth...		1243 · Custom...	1,590.61		56,324.12
Payment	03/29/2017	Batch ...	Fort Cobb Fuel Auth...		1243 · Custom...	608.58		56,932.70
Check	03/29/2017	1589	Kimberly Killman	Refund Equal...	1243 · Custom...		349.66	56,583.04
Payment	03/30/2017	Batch ...	Fort Cobb Fuel Auth...		1243 · Custom...	1,092.58		57,675.62
Payment	03/30/2017	Batch ...	Fort Cobb Fuel Auth...		1243 · Custom...	303.18		57,978.80
Payment	03/31/2017	Batch ...	Fort Cobb Fuel Auth...		1243 · Custom...	156.57		58,135.37
Payment	03/31/2017	Batch ...	Fort Cobb Fuel Auth...		1243 · Custom...	606.39		58,741.76
Payment	04/03/2017	Batch ...	Fort Cobb Fuel Auth...		1243 · Custom...	5,646.69		64,388.45
Payment	04/03/2017	Batch ...	Fort Cobb Fuel Auth...		1243 · Custom...	2,319.68		66,708.13
Deposit	04/03/2017			Deposit	-SPLIT-	100.00		66,808.13
General Journal	04/03/2017	170403		To record ban...	903 · Custome...		721.79	66,086.34
Payment	04/04/2017	1243	Navitas KY NG LLC		1253 · Other	294.00		66,380.34
Payment	04/04/2017	1303	Navitas TN NG LLC		1253 · Other	1,050.00		67,430.34

Fort Cobb Fuel Authority
General Ledger
As of December 31, 2017

Type	Date	Num	Name	Memo	Split	Debit	Credit	Balance
Check	04/04/2017	5616	Bank 7	Transfer	1123 · Deposit ...	8,000.00		75,430.34
Check	04/04/2017	710	Bank 7	Transfer	1125 · Deposit ...	5,000.00		80,430.34
Check	04/04/2017	693	Bank 7	Transfer	1121 · Deposit ...	4,000.00		84,430.34
Check	04/04/2017	466	Bank 7	Transfer	1122 · Deposit ...	2,500.00		86,930.34
Check	04/04/2017	1046	Bank 7	Transfer	1126 · Deposit ...	1,000.00		87,930.34
Bill Pmt -Check	04/04/2017	1590	Town of Binger	4th Qtr 2016 ...	2203 · Taxes		484.19	87,446.15
Bill Pmt -Check	04/04/2017	1591	Town of Bridgeport	4th Qtr 2016 ...	2203 · Taxes		23.90	87,422.25
Bill Pmt -Check	04/04/2017	1592	Town of Colony	4th Qtr 2016 ...	2203 · Taxes		39.09	87,383.16
Bill Pmt -Check	04/04/2017	1593	Town of Eakly	4th Qtr 2016 ...	2203 · Taxes		154.37	87,228.79
Bill Pmt -Check	04/04/2017	1594	Town of Gracemont	4th Qtr 2016 ...	2203 · Taxes		208.82	87,019.97
Bill Pmt -Check	04/04/2017	1595	Town of Lookeba	4th Qtr 2016 ...	2203 · Taxes		74.49	86,945.48
Bill Pmt -Check	04/04/2017	1596	Town of Velma	4th Qtr 2016 ...	2203 · Taxes		307.64	86,637.84
Bill Pmt -Check	04/04/2017	1597	Navitas Assets		2233 · Other		19,560.00	67,077.84
Bill Pmt -Check	04/04/2017	1598	Navitas Utility Corpo...		2233 · Other		50,000.00	17,077.84
Payment	04/04/2017	Batch ...	Fort Cobb Fuel Auth...		1243 · Custom...	197.75		17,275.59
Payment	04/04/2017	Batch ...	Fort Cobb Fuel Auth...		1243 · Custom...	1,686.44		18,962.03
Payment	04/05/2017	Batch ...	Fort Cobb Fuel Auth...		1243 · Custom...	920.73		19,882.76
Payment	04/05/2017	Batch ...	Fort Cobb Fuel Auth...		1243 · Custom...	569.92		20,452.68
Check	04/05/2017	1599	Jackelyn Pigeon	Refund	1243 · Custom...		103.16	20,349.52
Check	04/05/2017	1600	Teresa McCauley	Refund	1243 · Custom...		46.84	20,302.68
Payment	04/06/2017	Batch ...	Fort Cobb Fuel Auth...		1243 · Custom...	714.08		21,016.76
Payment	04/06/2017	Batch ...	Fort Cobb Fuel Auth...		1243 · Custom...	908.87		21,925.63
Deposit	04/06/2017			Deposit	-SPLIT-	200.00		22,125.63
Payment	04/07/2017	Batch ...	Fort Cobb Fuel Auth...		1243 · Custom...	2,917.45		25,043.08
Payment	04/07/2017	Batch ...	Fort Cobb Fuel Auth...		1243 · Custom...	861.64		25,904.72
Deposit	04/07/2017			Deposit	488 · Penalties...	25.00		25,929.72
Payment	04/10/2017	Batch ...	Fort Cobb Fuel Auth...		1243 · Custom...	12,446.00		38,375.72
Payment	04/10/2017	Batch ...	Fort Cobb Fuel Auth...		1243 · Custom...	1,150.87		39,526.59
General Journal	04/10/2017	170410		Derric Dudley ...	2404 · Custom...		84.73	39,441.86
Payment	04/11/2017	Batch ...	Fort Cobb Fuel Auth...		1243 · Custom...	7,035.49		46,477.35
Payment	04/11/2017	Batch ...	Fort Cobb Fuel Auth...		1243 · Custom...	1,205.37		47,682.72
Payment	04/12/2017	Batch ...	Fort Cobb Fuel Auth...		1243 · Custom...	232.80		47,915.52
Payment	04/12/2017	Batch ...	Fort Cobb Fuel Auth...		1243 · Custom...	1,177.50		49,093.02
Bill Pmt -Check	04/12/2017	1601	Navitas Utility Corpo...		2233 · Other		50,000.00	-906.98
Check	04/12/2017	711	Bank 7	Transfer	1125 · Deposit ...	3,000.00		2,093.02
Check	04/12/2017	467	Bank 7	Transfer	1122 · Deposit ...	2,500.00		4,593.02
Check	04/12/2017	694	Bank 7	Transfer	1121 · Deposit ...	3,000.00		7,593.02
Payment	04/13/2017	Batch ...	Fort Cobb Fuel Auth...		1243 · Custom...	1,205.92		8,798.94
Payment	04/13/2017	Batch ...	Fort Cobb Fuel Auth...		1243 · Custom...	8,682.13		17,481.07
Payment	04/13/2017	Batch ...	Fort Cobb Fuel Auth...		1243 · Custom...	13,568.46		31,049.53
Deposit	04/14/2017			Deposit	1243 · Custom...	9,285.09		40,334.62
Payment	04/17/2017	Batch ...	Fort Cobb Fuel Auth...		1243 · Custom...	20,273.64		60,608.26
Payment	04/17/2017	Batch ...	Fort Cobb Fuel Auth...		1243 · Custom...	337.40		60,945.66
Deposit	04/17/2017			Deposit	-SPLIT-	200.00		61,145.66
Payment	04/18/2017	Batch ...	Fort Cobb Fuel Auth...		1243 · Custom...	3,796.93		64,942.59
Payment	04/18/2017	Batch ...	Fort Cobb Fuel Auth...		1243 · Custom...	3,529.93		68,472.52
Deposit	04/18/2017			Deposit	488 · Penalties...	50.00		68,522.52
General Journal	04/18/2017	170208		ACH Returne...	-SPLIT-		100.00	68,422.52
General Journal	04/18/2017	170208		ACH Returne...	1107 · Checkin...		7.00	68,415.52

Fort Cobb Fuel Authority
General Ledger
As of December 31, 2017

Type	Date	Num	Name	Memo	Split	Debit	Credit	Balance
Payment	04/19/2017	Batch ...	Fort Cobb Fuel Auth...		1243 · Custom...	6,102.70		74,518.22
Payment	04/19/2017	Batch ...	Fort Cobb Fuel Auth...		1243 · Custom...	700.90		75,219.12
Check	04/20/2017	ACH	Oklahoma Tax Com...		2403 · Sales T...		4,405.43	70,813.69
Check	04/20/2017	ACH	Oklahoma Tax Com...		-SPLIT-		5,428.61	65,385.08
Payment	04/20/2017	Batch ...	Fort Cobb Fuel Auth...		1243 · Custom...	14,783.46		80,168.54
Payment	04/20/2017	Batch ...	Fort Cobb Fuel Auth...		1243 · Custom...	1,041.01		81,209.55
General Journal	04/20/2017	1156		Equity Distrib...	1816 · Investm...	27,450.00		108,659.55
Check	04/20/2017	1602	Navitas OK3, LLC	Equity Contrib...	1813 · Investm...		20,000.00	88,659.55
Payment	04/20/2017	1571	Fort Cobb Fuel Auth...		1253 · Other	5,129.76		93,789.31
Bill Pmt -Check	04/21/2017	Transfer	Bank 7	Loan 1010609	2233 · Other		34,626.32	59,162.99
Bill Pmt -Check	04/21/2017	1603	Navitas Utility Corpo...		2233 · Other		65,109.00	-5,946.01
Check	04/21/2017	712	Bank 7	Transfer	1125 · Deposit ...	5,000.00		-946.01
Check	04/21/2017	468	Bank 7	Transfer	1122 · Deposit ...	1,000.00		53.99
Check	04/21/2017	695	Bank 7	Transfer	1121 · Deposit ...	2,500.00		2,553.99
Check	04/21/2017	1047	Bank 7	Transfer	1126 · Deposit ...	1,500.00		4,053.99
Payment	04/21/2017	Batch ...	Fort Cobb Fuel Auth...		1243 · Custom...	7,186.74		11,240.73
Payment	04/21/2017	Batch ...	Fort Cobb Fuel Auth...		1243 · Custom...	1,643.06		12,883.79
Payment	04/24/2017	Batch ...	Fort Cobb Fuel Auth...		1243 · Custom...	11,749.83		24,633.62
Payment	04/24/2017	Batch ...	Fort Cobb Fuel Auth...		1243 · Custom...	1,594.74		26,228.36
Payment	04/25/2017	Batch ...	Fort Cobb Fuel Auth...		1243 · Custom...	4,064.03		30,292.39
Payment	04/25/2017	Batch ...	Fort Cobb Fuel Auth...		1243 · Custom...	4,181.56		34,473.95
Payment	04/26/2017	DHS ...	Fort Cobb Fuel Auth...		1243 · Custom...	499.11		34,973.06
Payment	04/26/2017	Batch ...	Fort Cobb Fuel Auth...		1243 · Custom...	3,225.91		38,198.97
Payment	04/26/2017	Batch ...	Fort Cobb Fuel Auth...		1243 · Custom...	1,212.43		39,411.40
Payment	04/27/2017	Batch ...	Fort Cobb Fuel Auth...		1243 · Custom...	1,118.01		40,529.41
Payment	04/27/2017	Batch ...	Fort Cobb Fuel Auth...		1243 · Custom...	451.36		40,980.77
Deposit	04/27/2017			Deposit	-SPLIT-	200.00		41,180.77
Check	04/27/2017	713	Bank 7	Transfer	1125 · Deposit ...	4,000.00		45,180.77
Check	04/27/2017	469	Bank 7	Transfer	1122 · Deposit ...	1,000.00		46,180.77
Check	04/27/2017	696	Bank 7	Transfer	1121 · Deposit ...	1,000.00		47,180.77
Check	04/27/2017	5617	Bank 7	Transfer	1123 · Deposit ...	4,000.00		51,180.77
Bill Pmt -Check	04/27/2017	1604	Navitas Utility Corpo...		2233 · Other		50,000.00	1,180.77
Payment	04/28/2017	Batch ...	Fort Cobb Fuel Auth...		1243 · Custom...	2,070.29		3,251.06
Payment	04/28/2017	Batch ...	Fort Cobb Fuel Auth...		1243 · Custom...	1,581.32		4,832.38
Deposit	04/28/2017			Deposit	-SPLIT-	100.00		4,932.38
Bill Pmt -Check	04/28/2017		Navitas Utility Corpo...	QuickBooks g...	2233 · Other	0.00		4,932.38
Payment	05/01/2017	Batch ...	Fort Cobb Fuel Auth...		1243 · Custom...	1,446.76		6,379.14
Payment	05/01/2017	Batch ...	Fort Cobb Fuel Auth...		1243 · Custom...	1,535.58		7,914.72
Deposit	05/01/2017			Deposit	-SPLIT-	200.00		8,114.72
Deposit	05/01/2017			Deposit	488 · Penalties...	50.00		8,164.72
Bill Pmt -Check	05/02/2017	1605	Navitas Utility Corpo...		2233 · Other		6,000.00	2,164.72
Check	05/03/2017	1606	Norma Willhoite Est...	Refund	1243 · Custom...		76.15	2,088.57
Check	05/03/2017	1607	Julie Talbott	Refund	1243 · Custom...		11.33	2,077.24
Check	05/03/2017	1608	Verdell Chatham	Refund	1243 · Custom...		1,029.21	1,048.03
Payment	05/03/2017	Batch ...	Fort Cobb Fuel Auth...		1243 · Custom...	1,551.28		2,599.31
Payment	05/03/2017	Batch ...	Fort Cobb Fuel Auth...		1243 · Custom...	167.25		2,766.56
Payment	05/03/2017	Batch ...	Fort Cobb Fuel Auth...		1243 · Custom...	937.77		3,704.33
General Journal	05/03/2017	170503		To record ban...	903 · Custome...		544.37	3,159.96
Payment	05/04/2017	Batch ...	Fort Cobb Fuel Auth...		1243 · Custom...	1,089.62		4,249.58

Fort Cobb Fuel Authority
General Ledger
As of December 31, 2017

Type	Date	Num	Name	Memo	Split	Debit	Credit	Balance
Payment	05/04/2017	Batch ...	Fort Cobb Fuel Auth...		1243 · Custom...	830.81		5,080.39
Payment	05/05/2017	Batch ...	Fort Cobb Fuel Auth...		1243 · Custom...	373.40		5,453.79
Payment	05/05/2017	87 Bat...	Fort Cobb Fuel Auth...		1243 · Custom...	312.62		5,766.41
Bill Pmt -Check	05/08/2017	1609	Navitas Utility Corpo...		2233 · Other		5,000.00	766.41
Payment	05/08/2017	Batch ...	Fort Cobb Fuel Auth...		1243 · Custom...	6,235.24		7,001.65
Payment	05/08/2017	Batch ...	Fort Cobb Fuel Auth...		1243 · Custom...	1,081.03		8,082.68
Check	05/08/2017	1610	Lilly Croy	VOID: Deposi...	1243 · Custom...	0.00		8,082.68
Check	05/08/2017	1611	Debra Ratliff	Deposit Refund	1243 · Custom...		450.00	7,632.68
Check	05/08/2017	1612	James Quinton	Deposit Refund	1243 · Custom...		50.00	7,582.68
Check	05/08/2017	1613	Roger Bloomer	Refund	1243 · Custom...		86.63	7,496.05
Payment	05/09/2017	Batch ...	Fort Cobb Fuel Auth...		1243 · Custom...	4,034.55		11,530.60
Payment	05/09/2017	Batch ...	Fort Cobb Fuel Auth...		1243 · Custom...	964.07		12,494.67
Check	05/09/2017	1614	Elaine Arnold	Refund	1243 · Custom...		102.15	12,392.52
Payment	05/10/2017	Batch ...	Fort Cobb Fuel Auth...		1243 · Custom...	4,430.17		16,822.69
Payment	05/10/2017	Batch ...	Fort Cobb Fuel Auth...		1243 · Custom...	713.67		17,536.36
Deposit	05/11/2017			Deposit	1243 · Custom...	6,858.87		24,395.23
Check	05/11/2017	697	Bank 7	Transfer	1121 · Deposit ...	2,000.00		26,395.23
Check	05/11/2017	470	Bank 7	Transfer	1122 · Deposit ...	1,000.00		27,395.23
Check	05/11/2017	1048	Bank 7	Transfer	1126 · Deposit ...	1,000.00		28,395.23
Check	05/11/2017	714	Bank 7	Transfer	1125 · Deposit ...	4,000.00		32,395.23
Bill Pmt -Check	05/11/2017	1615	Navitas Utility Corpo...		2233 · Other		30,000.00	2,395.23
Payment	05/11/2017	Batch ...	Fort Cobb Fuel Auth...		1243 · Custom...	758.02		3,153.25
Payment	05/11/2017	Batch ...	Fort Cobb Fuel Auth...		1243 · Custom...	6,540.25		9,693.50
Payment	05/11/2017	Batch ...	Fort Cobb Fuel Auth...		1243 · Custom...	499.57		10,193.07
Payment	05/12/2017	Batch ...	Fort Cobb Fuel Auth...		1243 · Custom...	9,319.54		19,512.61
Payment	05/12/2017	Batch ...	Fort Cobb Fuel Auth...		1243 · Custom...	903.94		20,416.55
Bill Pmt -Check	05/15/2017	Transfer	Navitas Utility Corpo...		2233 · Other		20,000.00	416.55
Payment	05/15/2017	Batch ...	Fort Cobb Fuel Auth...		1243 · Custom...	594.85		1,011.40
Payment	05/15/2017	Batch ...	Fort Cobb Fuel Auth...		1243 · Custom...	14,421.08		15,432.48
Payment	05/16/2017	Batch ...	Fort Cobb Fuel Auth...		1243 · Custom...	1,294.57		16,727.05
Payment	05/16/2017	Batch ...	Fort Cobb Fuel Auth...		1243 · Custom...	2,956.08		19,683.13
Deposit	05/16/2017			Deposit	-SPLIT-	200.00		19,883.13
Payment	05/17/2017	Batch ...	Fort Cobb Fuel Auth...		1243 · Custom...	6,960.18		26,843.31
Payment	05/17/2017	Batch ...	Fort Cobb Fuel Auth...		1243 · Custom...	179.73		27,023.04
Payment	05/18/2017	Batch ...	Fort Cobb Fuel Auth...		1243 · Custom...	1,288.31		28,311.35
Payment	05/18/2017	Batch ...	Fort Cobb Fuel Auth...		1243 · Custom...	1,245.54		29,556.89
Check	05/19/2017	ACH	Oklahoma Tax Com...		2403 · Sales T...		3,076.85	26,480.04
Check	05/19/2017	ACH	Oklahoma Tax Com...		-SPLIT-		5,127.67	21,352.37
Payment	05/19/2017	Batch ...	Fort Cobb Fuel Auth...		1243 · Custom...	3,006.98		24,359.35
Payment	05/19/2017	Batch ...	Fort Cobb Fuel Auth...		1243 · Custom...	728.23		25,087.58
Payment	05/22/2017	Batch ...	Fort Cobb Fuel Auth...		1243 · Custom...	1,236.85		26,324.43
Payment	05/22/2017	Batch ...	Fort Cobb Fuel Auth...		1243 · Custom...	11,218.20		37,542.63
Payment	05/23/2017	Batch ...	Fort Cobb Fuel Auth...		1243 · Custom...	1,759.94		39,302.57
Payment	05/23/2017	Batch ...	Fort Cobb Fuel Auth...		1243 · Custom...	931.98		40,234.55
Payment	05/23/2017	1579	Fort Cobb Fuel Auth...		1253 · Other	4,662.31		44,896.86
Bill Pmt -Check	05/23/2017	1616	Navitas Utility Corpo...		2233 · Other		10,997.00	33,899.86
Check	05/23/2017	471	Bank 7	Transfer	1122 · Deposit ...	1,500.00		35,399.86
Check	05/23/2017	698	Bank 7	Transfer	1121 · Deposit ...	2,000.00		37,399.86
Check	05/23/2017	715	Bank 7	Transfer	1125 · Deposit ...	5,000.00		42,399.86

Fort Cobb Fuel Authority
General Ledger
As of December 31, 2017

Type	Date	Num	Name	Memo	Split	Debit	Credit	Balance
Check	05/23/2017	5618	Bank 7	Transfer	1123 · Deposit ...	4,000.00		46,399.86
Bill Pmt -Check	05/24/2017	Transfer	Bank 7	Loan 1010609	2233 · Other		34,626.32	11,773.54
Check	05/24/2017	1617	Tyson Farmer	Refund	1243 · Custom...		88.78	11,684.76
Payment	05/24/2017	Batch ...	Fort Cobb Fuel Auth...		1243 · Custom...	3,664.61		15,349.37
Payment	05/24/2017	Batch ...	Fort Cobb Fuel Auth...		1243 · Custom...	530.91		15,880.28
Payment	05/25/2017	Batch ...	Fort Cobb Fuel Auth...		1243 · Custom...	1,125.04		17,005.32
Payment	05/25/2017	Batch ...	Fort Cobb Fuel Auth...		1243 · Custom...	3,048.19		20,053.51
Deposit	05/25/2017			Deposit	-SPLIT-	200.00		20,253.51
Check	05/25/2017	1618	Wichita & Affiliated ...	Refund L Rod...	2413 · Custom...		200.00	20,053.51
Payment	05/26/2017	Batch ...	Fort Cobb Fuel Auth...		1243 · Custom...	876.86		20,930.37
Payment	05/26/2017	Batch ...	Fort Cobb Fuel Auth...		1243 · Custom...	1,027.98		21,958.35
Bill Pmt -Check	05/26/2017	1619	Navitas Utility Corpo...		2233 · Other		20,704.00	1,254.35
General Journal	05/26/2017	170526		NSF Fee	903 · Custome...		29.00	1,225.35
General Journal	05/26/2017	170526		NSF Fee	903 · Custome...		29.00	1,196.35
Payment	05/30/2017	Batch ...	Fort Cobb Fuel Auth...		1243 · Custom...	647.07		1,843.42
Payment	05/30/2017	Batch ...	Fort Cobb Fuel Auth...		1243 · Custom...	1,236.73		3,080.15
Payment	05/31/2017	Batch ...	Fort Cobb Fuel Auth...		1243 · Custom...	645.33		3,725.48
Payment	05/31/2017	Batch ...	Fort Cobb Fuel Auth...		1243 · Custom...	485.41		4,210.89
General Journal	05/31/2017	170531		Interest on ov...	427 · Interest ...		3.18	4,207.71
Payment	06/01/2017	Batch ...	Fort Cobb Fuel Auth...		1243 · Custom...	686.70		4,894.41
Payment	06/01/2017	Batch ...	Fort Cobb Fuel Auth...		1243 · Custom...	581.07		5,475.48
Check	06/01/2017	1620	Ambrea Marshall	Refund	1243 · Custom...		33.89	5,441.59
Payment	06/02/2017	Batch ...	Fort Cobb Fuel Auth...		1243 · Custom...	44.92		5,486.51
Payment	06/02/2017	Batch ...	Fort Cobb Fuel Auth...		1243 · Custom...	187.59		5,674.10
General Journal	06/02/2017	170602		To record ban...	903 · Custome...		411.77	5,262.33
Payment	06/05/2017	Batch ...	Fort Cobb Fuel Auth...		1243 · Custom...	1,549.23		6,811.56
Payment	06/05/2017	Batch ...	Fort Cobb Fuel Auth...		1243 · Custom...	1,051.56		7,863.12
Deposit	06/05/2017			Deposit	-SPLIT-	200.00		8,063.12
Payment	06/06/2017	Batch ...	Fort Cobb Fuel Auth...		1243 · Custom...	1,251.92		9,315.04
Payment	06/06/2017	Batch ...	Fort Cobb Fuel Auth...		1243 · Custom...	4,796.07		14,111.11
Check	06/06/2017	1621	Andrea Putman	Refund	1243 · Custom...		150.14	13,960.97
Check	06/06/2017	1622	Frank O'Neal	Refund	1243 · Custom...		115.08	13,845.89
Bill Pmt -Check	06/07/2017	1623	Oklahoma Corp Co...		2233 · Other		1,053.64	12,792.25
Check	06/07/2017	1624	Don Alan Beck	Refund	1243 · Custom...		150.24	12,642.01
Payment	06/07/2017	Batch ...	Fort Cobb Fuel Auth...		1243 · Custom...	1,030.07		13,672.08
Payment	06/07/2017	Batch ...	Fort Cobb Fuel Auth...		1243 · Custom...	5,788.30		19,460.38
Payment	06/08/2017	Batch ...	Fort Cobb Fuel Auth...		1243 · Custom...	2,884.48		22,344.86
Payment	06/08/2017	Batch ...	Fort Cobb Fuel Auth...		1243 · Custom...	425.33		22,770.19
Check	06/08/2017	1625	Jennifer Spunaugle	Refund	1243 · Custom...		150.24	22,619.95
Payment	06/09/2017	Batch ...	Fort Cobb Fuel Auth...		1243 · Custom...	4,152.96		26,772.91
Payment	06/09/2017	Batch ...	Fort Cobb Fuel Auth...		1243 · Custom...	330.21		27,103.12
Payment	06/12/2017	Batch ...	Fort Cobb Fuel Auth...		1243 · Custom...	8,129.31		35,232.43
Payment	06/12/2017	Batch ...	Fort Cobb Fuel Auth...		1243 · Custom...	780.33		36,012.76
Bill Pmt -Check	06/12/2017	1626	Navitas Utility Corpo...		2233 · Other		25,000.00	11,012.76
Check	06/13/2017	699	Bank 7	Transfer	1121 · Deposit ...	1,500.00		12,512.76
Check	06/13/2017	472	Bank 7	Transfer	1122 · Deposit ...	1,000.00		13,512.76
Check	06/13/2017	716	Bank 7	Transfer	1125 · Deposit ...	6,000.00		19,512.76
Check	06/13/2017	1049	Bank 7	Transfer	1126 · Deposit ...	1,000.00		20,512.76
Bill Pmt -Check	06/13/2017	1627	Navitas Utility Corpo...		2233 · Other		19,000.00	1,512.76

Fort Cobb Fuel Authority
General Ledger
As of December 31, 2017

Type	Date	Num	Name	Memo	Split	Debit	Credit	Balance
Payment	06/13/2017	Batch ...	Fort Cobb Fuel Auth...		1243 · Custom...	6,753.72		8,266.48
Payment	06/13/2017	Batch ...	Fort Cobb Fuel Auth...		1243 · Custom...	247.27		8,513.75
Deposit	06/13/2017			Deposit	-SPLIT-	200.00		8,713.75
Deposit	06/14/2017			Deposit	1243 · Custom...	5,732.08		14,445.83
Payment	06/14/2017	Batch ...	Fort Cobb Fuel Auth...		1243 · Custom...	3,241.11		17,686.94
Payment	06/14/2017	Batch ...	Fort Cobb Fuel Auth...		1243 · Custom...	387.68		18,074.62
Bill Pmt -Check	06/14/2017	1628	Navitas Utility Corpo...		2233 · Other		8,000.00	10,074.62
Bill Pmt -Check	06/15/2017	1629	Navitas Utility Corpo...		2233 · Other		10,000.00	74.62
Payment	06/15/2017	Batch ...	Fort Cobb Fuel Auth...		1243 · Custom...	3,508.42		3,583.04
Payment	06/15/2017	Batch ...	Fort Cobb Fuel Auth...		1243 · Custom...	599.36		4,182.40
Payment	06/16/2017	Batch ...	Fort Cobb Fuel Auth...		1243 · Custom...	6,397.62		10,580.02
Payment	06/16/2017	Batch ...	Fort Cobb Fuel Auth...		1243 · Custom...	1,177.52		11,757.54
Check	06/19/2017	1630	E. L. Coplen	Refund	1243 · Custom...		16.96	11,740.58
Payment	06/19/2017	Batch ...	Fort Cobb Fuel Auth...		1243 · Custom...	14,030.13		25,770.71
Payment	06/19/2017	Batch ...	Fort Cobb Fuel Auth...		1243 · Custom...	1,497.38		27,268.09
Check	06/20/2017	ACH	Oklahoma Tax Com...		2403 · Sales T...		2,404.23	24,863.86
Check	06/20/2017	ACH	Oklahoma Tax Com...		-SPLIT-		3,159.65	21,704.21
Payment	06/20/2017	Batch ...	Fort Cobb Fuel Auth...		1243 · Custom...	2,326.91		24,031.12
Payment	06/20/2017	Batch ...	Fort Cobb Fuel Auth...		1243 · Custom...	973.69		25,004.81
Payment	06/21/2017	Batch ...	Fort Cobb Fuel Auth...		1243 · Custom...	1,879.81		26,884.62
Payment	06/21/2017	Batch ...	Fort Cobb Fuel Auth...		1243 · Custom...	140.22		27,024.84
Payment	06/22/2017	Batch ...	Fort Cobb Fuel Auth...		1243 · Custom...	2,492.54		29,517.38
Payment	06/22/2017	Batch ...	Fort Cobb Fuel Auth...		1243 · Custom...	227.37		29,744.75
Bill Pmt -Check	06/23/2017	Transfer	Bank 7	Loan 1010609	2233 · Other		34,626.32	-4,881.57
Check	06/23/2017	700	Bank 7	Transfer	1121 · Deposit ...	2,000.00		-2,881.57
Check	06/23/2017	473	Bank 7	Transfer	1122 · Deposit ...	1,500.00		-1,381.57
Check	06/23/2017	717	Bank 7	Transfer	1125 · Deposit ...	3,000.00		1,618.43
Payment	06/23/2017	Batch ...	Fort Cobb Fuel Auth...		1243 · Custom...	1,613.16		3,231.59
Payment	06/23/2017	Batch ...	Fort Cobb Fuel Auth...		1243 · Custom...	683.07		3,914.66
Deposit	06/23/2017			Deposit	-SPLIT-	200.00		4,114.66
Payment	06/26/2017	Batch ...	Fort Cobb Fuel Auth...		1243 · Custom...	2,427.94		6,542.60
Payment	06/26/2017	Batch ...	Fort Cobb Fuel Auth...		1243 · Custom...	2,062.50		8,605.10
Payment	06/27/2017	Batch ...	Fort Cobb Fuel Auth...		1243 · Custom...	767.36		9,372.46
Payment	06/27/2017	Batch ...	Fort Cobb Fuel Auth...		1243 · Custom...	535.50		9,907.96
Bill Pmt -Check	06/27/2017	Transfer	Navitas Utility Corpo...		2233 · Other		8,000.00	1,907.96
Check	06/27/2017	1631	Bethany Smith	Refund	1243 · Custom...		850.31	1,057.65
Payment	06/29/2017	Batch ...	Fort Cobb Fuel Auth...		1243 · Custom...	1,100.77		2,158.42
Payment	06/29/2017	Batch ...	Fort Cobb Fuel Auth...		1243 · Custom...	619.33		2,777.75
Payment	06/29/2017	Batch ...	Fort Cobb Fuel Auth...		1243 · Custom...	262.21		3,039.96
Bill Pmt -Check	06/29/2017	Transfer	Navitas Utility Corpo...		2233 · Other		1,000.00	2,039.96
Payment	06/30/2017	Batch ...	Fort Cobb Fuel Auth...		1243 · Custom...	713.40		2,753.36
Payment	06/30/2017	Batch ...	Fort Cobb Fuel Auth...		1243 · Custom...	540.74		3,294.10
Bill Pmt -Check	06/30/2017	1632	Navitas Utility Corpo...		2233 · Other		2,000.00	1,294.10
Payment	07/03/2017	Batch ...	Fort Cobb Fuel Auth...		1243 · Custom...	813.50		2,107.60
Payment	07/03/2017	Batch ...	Fort Cobb Fuel Auth...		1243 · Custom...	818.97		2,926.57
Check	07/03/2017	1633	Kris Krieger	Refund	1243 · Custom...		119.04	2,807.53
General Journal	07/03/2017	170703		To record ban...	903 · Custome...		354.19	2,453.34
Payment	07/05/2017	Batch ...	Fort Cobb Fuel Auth...		1243 · Custom...	259.69		2,713.03
Payment	07/05/2017	Batch ...	Fort Cobb Fuel Auth...		1243 · Custom...	214.04		2,927.07

Fort Cobb Fuel Authority
General Ledger
As of December 31, 2017

Type	Date	Num	Name	Memo	Split	Debit	Credit	Balance
Bill Pmt -Check	07/05/2017	Transfer	Navitas Utility Corpo...		2233 · Other		2,000.00	927.07
Payment	07/06/2017	Batch ...	Fort Cobb Fuel Auth...		1243 · Custom...	547.21		1,474.28
Payment	07/06/2017	Batch ...	Fort Cobb Fuel Auth...		1243 · Custom...	791.11		2,265.39
Check	07/07/2017	701	Bank 7	Transfer	1121 · Deposit ...	1,000.00		3,265.39
Check	07/07/2017	719	Bank 7	Transfer	1125 · Deposit ...	1,500.00		4,765.39
Check	07/07/2017	1050	Bank 7	Transfer	1126 · Deposit ...	500.00		5,265.39
Check	07/07/2017	474	Bank 7	Transfer	1122 · Deposit ...	500.00		5,765.39
Check	07/07/2017	5619	Bank 7	Transfer	1123 · Deposit ...	6,000.00		11,765.39
Bill Pmt -Check	07/07/2017	1634	Navitas Utility Corpo...		2233 · Other		10,000.00	1,765.39
Payment	07/07/2017	Batch ...	Fort Cobb Fuel Auth...		1243 · Custom...	3,722.96		5,488.35
Payment	07/07/2017	Batch ...	Fort Cobb Fuel Auth...		1243 · Custom...	609.91		6,098.26
Payment	07/10/2017	Batch ...	Fort Cobb Fuel Auth...		1243 · Custom...	595.17		6,693.43
Payment	07/10/2017	Batch ...	Fort Cobb Fuel Auth...		1243 · Custom...	3,907.19		10,600.62
Payment	07/10/2017	Batch ...	Fort Cobb Fuel Auth...		1243 · Custom...	5,430.55		16,031.17
Check	07/11/2017	1635	Hailey Coble	Refund	1243 · Custom...		7.09	16,024.08
Payment	07/11/2017	Batch ...	Fort Cobb Fuel Auth...		1243 · Custom...	3,183.86		19,207.94
Payment	07/11/2017	Batch ...	Fort Cobb Fuel Auth...		1243 · Custom...	214.68		19,422.62
Deposit	07/11/2017			Deposit	-SPLIT-	200.00		19,622.62
Bill Pmt -Check	07/11/2017	1636	Navitas Utility Corpo...	VOID:	2233 · Other	0.00		19,622.62
Bill Pmt -Check	07/11/2017	1637	Navitas Utility Corpo...		2233 · Other		18,000.00	1,622.62
Check	07/11/2017	1638	Chevron	Refund	1243 · Custom...		844.90	777.72
Payment	07/12/2017	Batch ...	Fort Cobb Fuel Auth...		1243 · Custom...	3,334.28		4,112.00
Payment	07/12/2017	Batch ...	Fort Cobb Fuel Auth...		1243 · Custom...	202.97		4,314.97
Payment	07/12/2017	1599	Fort Cobb Fuel Auth...		1253 · Other	2,937.50		7,252.47
Bill Pmt -Check	07/12/2017	1639	Navitas Utility Corpo...		2233 · Other		6,000.00	1,252.47
Check	07/12/2017	702	Bank 7	Transfer	1121 · Deposit ...	1,000.00		2,252.47
Check	07/12/2017	720	Bank 7	Transfer	1125 · Deposit ...	1,000.00		3,252.47
Deposit	07/13/2017			Deposit	1243 · Custom...	4,707.92		7,960.39
Payment	07/13/2017	Batch ...	Fort Cobb Fuel Auth...		1243 · Custom...	7,678.13		15,638.52
Payment	07/13/2017	Batch ...	Fort Cobb Fuel Auth...		1243 · Custom...	427.98		16,066.50
Bill Pmt -Check	07/13/2017	1640	Navitas Utility Corpo...		2233 · Other		15,000.00	1,066.50
Payment	07/14/2017	Batch ...	Fort Cobb Fuel Auth...		1243 · Custom...	4,136.29		5,202.79
Payment	07/14/2017	Batch ...	Fort Cobb Fuel Auth...		1243 · Custom...	320.35		5,523.14
Bill Pmt -Check	07/17/2017	1641	Navitas Utility Corpo...		2233 · Other		5,000.00	523.14
Payment	07/17/2017	Batch ...	Fort Cobb Fuel Auth...		1243 · Custom...	15,903.78		16,426.92
Payment	07/17/2017	Batch ...	Fort Cobb Fuel Auth...		1243 · Custom...	1,003.90		17,430.82
Payment	07/18/2017	Batch ...	Fort Cobb Fuel Auth...		1243 · Custom...	8,210.80		25,641.62
Payment	07/18/2017	Batch ...	Fort Cobb Fuel Auth...		1243 · Custom...	684.06		26,325.68
Check	07/18/2017	1642	Grant Boyd	Refund	1243 · Custom...		1,033.68	25,292.00
Payment	07/19/2017	Batch ...	Fort Cobb Fuel Auth...		1243 · Custom...	2,011.72		27,303.72
Payment	07/19/2017	Batch ...	Fort Cobb Fuel Auth...		1243 · Custom...	352.24		27,655.96
Deposit	07/19/2017			Deposit	-SPLIT-	200.00		27,855.96
Check	07/20/2017	ACH	Oklahoma Tax Com...		2403 · Sales T...		2,335.47	25,520.49
Check	07/20/2017	ACH	Oklahoma Tax Com...		-SPLIT-		2,883.32	22,637.17
Payment	07/20/2017	Batch ...	Fort Cobb Fuel Auth...		1243 · Custom...	2,231.75		24,868.92
Payment	07/20/2017	Batch ...	Fort Cobb Fuel Auth...		1243 · Custom...	304.98		25,173.90
Bill Pmt -Check	07/21/2017	1643	Bank 7	Loan 1010609	2233 · Other		34,626.32	-9,452.42
Check	07/21/2017	703	Bank 7	Transfer	1121 · Deposit ...	1,500.00		-7,952.42
Check	07/21/2017	475	Bank 7	Transfer	1122 · Deposit ...	1,250.00		-6,702.42

Fort Cobb Fuel Authority
General Ledger
As of December 31, 2017

Type	Date	Num	Name	Memo	Split	Debit	Credit	Balance
Check	07/21/2017	721	Bank 7	Transfer	1125 · Deposit ...	4,500.00		-2,202.42
Payment	07/21/2017	Batch ...	Fort Cobb Fuel Auth...		1243 · Custom...	2,097.21		-105.21
Payment	07/21/2017	Batch ...	Fort Cobb Fuel Auth...		1243 · Custom...	595.60		490.39
Check	07/21/2017	1051	Bank 7	Transfer	1126 · Deposit ...	500.00		990.39
Payment	07/24/2017	Batch ...	Fort Cobb Fuel Auth...		1243 · Custom...	6,708.70		7,699.09
Payment	07/24/2017	Batch ...	Fort Cobb Fuel Auth...		1243 · Custom...	1,921.03		9,620.12
Payment	07/25/2017	Batch ...	Fort Cobb Fuel Auth...		1243 · Custom...	1,386.37		11,006.49
Payment	07/25/2017	Batch ...	Fort Cobb Fuel Auth...		1243 · Custom...	516.27		11,522.76
Bill Pmt -Check	07/25/2017	1644	Navitas Utility Corpo...		2233 · Other		10,000.00	1,522.76
Payment	07/26/2017	Batch ...	Fort Cobb Fuel Auth...		1243 · Custom...	347.56		1,870.32
Payment	07/26/2017	Batch ...	Fort Cobb Fuel Auth...		1243 · Custom...	484.83		2,355.15
Payment	07/27/2017	Batch ...	Fort Cobb Fuel Auth...		1243 · Custom...	528.26		2,883.41
Payment	07/27/2017	Batch ...	Fort Cobb Fuel Auth...		1243 · Custom...	711.07		3,594.48
Payment	07/28/2017	Batch ...	Fort Cobb Fuel Auth...		1243 · Custom...	396.62		3,991.10
Payment	07/28/2017	Batch ...	Fort Cobb Fuel Auth...		1243 · Custom...	405.34		4,396.44
Deposit	07/28/2017			Deposit	-SPLIT-	200.00		4,596.44
Payment	07/31/2017	Batch ...	Fort Cobb Fuel Auth...		1243 · Custom...	904.31		5,500.75
Payment	07/31/2017	Batch ...	Fort Cobb Fuel Auth...		1243 · Custom...	272.78		5,773.53
Bill Pmt -Check	07/31/2017	Transfer	Navitas Utility Corpo...		2233 · Other		5,000.00	773.53
General Journal	07/31/2017	170731		Interest on ov...	427 · Interest ...		1.19	772.34
Payment	08/01/2017	Batch ...	Fort Cobb Fuel Auth...		1243 · Custom...	665.10		1,437.44
Payment	08/01/2017	Batch ...	Fort Cobb Fuel Auth...		1243 · Custom...	246.06		1,683.50
Payment	08/02/2017	Batch ...	Fort Cobb Fuel Auth...		1243 · Custom...	46.28		1,729.78
Payment	08/02/2017	Batch ...	Fort Cobb Fuel Auth...		1243 · Custom...	259.41		1,989.19
Deposit	08/02/2017			Deposit	-SPLIT-	200.00		2,189.19
General Journal	08/02/2017	170802		To record ban...	903 · Custome...		288.57	1,900.62
Payment	08/03/2017	Batch ...	Fort Cobb Fuel Auth...		1243 · Custom...	723.67		2,624.29
Payment	08/03/2017	Batch ...	Fort Cobb Fuel Auth...		1243 · Custom...	637.09		3,261.38
Payment	08/04/2017	Batch ...	Fort Cobb Fuel Auth...		1243 · Custom...	432.27		3,693.65
Payment	08/04/2017	Batch ...	Fort Cobb Fuel Auth...		1243 · Custom...	303.16		3,996.81
Payment	08/07/2017	Batch ...	Fort Cobb Fuel Auth...		1243 · Custom...	2,773.96		6,770.77
Payment	08/07/2017	Batch ...	Fort Cobb Fuel Auth...		1243 · Custom...	666.72		7,437.49
Deposit	08/07/2017			Deposit	-SPLIT-	200.00		7,637.49
Deposit	08/07/2017			Deposit	-SPLIT-	200.00		7,837.49
Payment	08/08/2017	Batch ...	Fort Cobb Fuel Auth...		1243 · Custom...	16,150.80		23,988.29
Payment	08/08/2017	Batch ...	Fort Cobb Fuel Auth...		1243 · Custom...	452.39		24,440.68
Deposit	08/08/2017			Deposit	-SPLIT-	200.00		24,640.68
Payment	08/09/2017	Batch ...	Fort Cobb Fuel Auth...		1243 · Custom...	2,863.87		27,504.55
Payment	08/09/2017	Batch ...	Fort Cobb Fuel Auth...		1243 · Custom...	493.78		27,998.33
Payment	08/09/2017	1613	Fort Cobb Fuel Auth...		1253 · Other	2,346.18		30,344.51
Check	08/09/2017	476	Bank 7	Transfer	1122 · Deposit ...	1,000.00		31,344.51
Check	08/09/2017	704	Bank 7	Transfer	1121 · Deposit ...	1,000.00		32,344.51
Check	08/09/2017	722	Bank 7	Transfer	1125 · Deposit ...	3,000.00		35,344.51
Check	08/09/2017	5620	Bank 7	Transfer	1123 · Deposit ...	2,500.00		37,844.51
Bill Pmt -Check	08/09/2017	1645	Navitas Utility Corpo...		2233 · Other		30,000.00	7,844.51
Payment	08/10/2017	Batch ...	Fort Cobb Fuel Auth...		1243 · Custom...	3,280.91		11,125.42
Payment	08/10/2017	Batch ...	Fort Cobb Fuel Auth...		1243 · Custom...	821.44		11,946.86
Check	08/10/2017	1646	Breanna Frizzell	Refund	1243 · Custom...		119.74	11,827.12
General Journal	08/10/2017	170741		Ishman Retur...	-SPLIT-		174.66	11,652.46

Fort Cobb Fuel Authority
General Ledger
As of December 31, 2017

Type	Date	Num	Name	Memo	Split	Debit	Credit	Balance
General Journal	08/10/2017	170741		Ishman Retur...	1107 · Checkin...		7.00	11,645.46
Deposit	08/11/2017			Deposit	1243 · Custom...	4,514.47		16,159.93
Payment	08/11/2017	Batch ...	Fort Cobb Fuel Auth...		1243 · Custom...	2,765.54		18,925.47
Payment	08/11/2017	Batch ...	Fort Cobb Fuel Auth...		1243 · Custom...	478.02		19,403.49
Bill Pmt -Check	08/11/2017	1647	Navitas Utility Corpo...		2233 · Other		15,000.00	4,403.49
Payment	08/14/2017	Batch ...	Fort Cobb Fuel Auth...		1243 · Custom...	8,975.45		13,378.94
Payment	08/14/2017	Batch ...	Fort Cobb Fuel Auth...		1243 · Custom...	501.11		13,880.05
Payment	08/15/2017	Batch ...	Fort Cobb Fuel Auth...		1243 · Custom...	1,850.37		15,730.42
Payment	08/15/2017	Batch ...	Fort Cobb Fuel Auth...		1243 · Custom...	455.12		16,185.54
Payment	08/16/2017	Batch ...	Fort Cobb Fuel Auth...		1243 · Custom...	5,998.73		22,184.27
Payment	08/16/2017	Batch ...	Fort Cobb Fuel Auth...		1243 · Custom...	351.85		22,536.12
Deposit	08/16/2017			Deposit	-SPLIT-	200.00		22,736.12
Payment	08/17/2017	Batch ...	Fort Cobb Fuel Auth...		1243 · Custom...	805.34		23,541.46
Payment	08/17/2017	Batch ...	Fort Cobb Fuel Auth...		1243 · Custom...	451.28		23,992.74
Payment	08/18/2017	Batch ...	Fort Cobb Fuel Auth...		1243 · Custom...	4,880.06		28,872.80
Payment	08/18/2017	Batch ...	Fort Cobb Fuel Auth...		1243 · Custom...	523.24		29,396.04
Check	08/21/2017	ACH	Oklahoma Tax Com...		2403 · Sales T...		2,014.36	27,381.68
Check	08/21/2017	ACH	Oklahoma Tax Com...		-SPLIT-		2,719.00	24,662.68
Payment	08/21/2017	Batch ...	Fort Cobb Fuel Auth...		1243 · Custom...	8,140.14		32,802.82
Payment	08/21/2017	Batch ...	Fort Cobb Fuel Auth...		1243 · Custom...	357.16		33,159.98
Payment	08/21/2017	1336	Navitas TN NG LLC		1253 · Other	1,044.00		34,203.98
Bill Pmt -Check	08/21/2017	1648	Bank 7	Loan 1010609	2233 · Other		34,626.32	-422.34
Payment	08/21/2017	1272	Navitas KY NG LLC		1253 · Other	294.00		-128.34
Bill Pmt -Check	08/21/2017	1649	Navitas Assets		2233 · Other		6,376.00	-6,504.34
Check	08/21/2017	723	Bank 7	Transfer	1125 · Deposit ...	2,500.00		-4,004.34
Check	08/21/2017	477	Bank 7	Transfer	1122 · Deposit ...	1,000.00		-3,004.34
Check	08/21/2017	1052	Bank 7	Transfer	1126 · Deposit ...	1,000.00		-2,004.34
Check	08/21/2017	705	Bank 7	Transfer	1121 · Deposit ...	2,000.00		-4.34
Check	08/22/2017	1650	Jerry James	Refund	1243 · Custom...		132.84	-137.18
Payment	08/22/2017	Batch ...	Fort Cobb Fuel Auth...		1243 · Custom...	4,577.60		4,440.42
Payment	08/22/2017	Batch ...	Fort Cobb Fuel Auth...		1243 · Custom...	514.56		4,954.98
Deposit	08/22/2017			Deposit	-SPLIT-	200.00		5,154.98
Bill Pmt -Check	08/22/2017	1651	Navitas Utility Corpo...		2233 · Other		5,140.00	14.98
Payment	08/23/2017	Batch ...	Fort Cobb Fuel Auth...		1243 · Custom...	6,132.87		6,147.85
Payment	08/23/2017	Batch ...	Fort Cobb Fuel Auth...		1243 · Custom...	363.05		6,510.90
Payment	08/24/2017	Batch ...	Fort Cobb Fuel Auth...		1243 · Custom...	14,323.24		20,834.14
Payment	08/24/2017	Batch ...	Fort Cobb Fuel Auth...		1243 · Custom...	418.34		21,252.48
Payment	08/25/2017	Batch ...	Fort Cobb Fuel Auth...		1243 · Custom...	463.90		21,716.38
Payment	08/25/2017	Batch ...	Fort Cobb Fuel Auth...		1243 · Custom...	1,401.61		23,117.99
Payment	08/28/2017	Batch ...	Fort Cobb Fuel Auth...		1243 · Custom...	1,389.70		24,507.69
Payment	08/28/2017	Batch ...	Fort Cobb Fuel Auth...		1243 · Custom...	867.26		25,374.95
Payment	08/28/2017	1618	Fort Cobb Fuel Auth...		1253 · Other	2,522.37		27,897.32
Bill Pmt -Check	08/28/2017	1652	Navitas Utility Corpo...		2233 · Other		25,000.00	2,897.32
Payment	08/29/2017	Batch ...	Fort Cobb Fuel Auth...		1243 · Custom...	513.76		3,411.08
Payment	08/29/2017	Batch ...	Fort Cobb Fuel Auth...		1243 · Custom...	275.62		3,686.70
Deposit	08/29/2017			Deposit	-SPLIT-	200.00		3,886.70
Payment	08/30/2017	Batch ...	Fort Cobb Fuel Auth...		1243 · Custom...	269.18		4,155.88
Payment	08/30/2017	Batch ...	Fort Cobb Fuel Auth...		1243 · Custom...	354.25		4,510.13
Payment	08/31/2017	Batch ...	Fort Cobb Fuel Auth...		1243 · Custom...	280.73		4,790.86

Fort Cobb Fuel Authority
General Ledger
As of December 31, 2017

Type	Date	Num	Name	Memo	Split	Debit	Credit	Balance
Payment	08/31/2017	Batch ...	Fort Cobb Fuel Auth...		1243 · Custom...	39.31		4,830.17
Payment	09/01/2017	Batch ...	Fort Cobb Fuel Auth...		1243 · Custom...	293.54		5,123.71
Payment	09/01/2017	Batch ...	Fort Cobb Fuel Auth...		1243 · Custom...	640.02		5,763.73
Bill Pmt -Check	09/01/2017	1653	Oklahoma Corp Co...		2233 · Other		13,450.91	-7,687.18
Payment	09/05/2017	Batch ...	Fort Cobb Fuel Auth...		1243 · Custom...	996.50		-6,690.68
Payment	09/05/2017	Batch ...	Fort Cobb Fuel Auth...		1243 · Custom...	753.76		-5,936.92
Deposit	09/05/2017			Deposit	-SPLIT-	200.00		-5,736.92
Check	09/05/2017	5621	Bank 7	Transfer	1123 · Deposit ...	2,500.00		-3,236.92
Check	09/05/2017	724	Bank 7	Transfer	1125 · Deposit ...	2,500.00		-736.92
General Journal	09/05/2017	170905		To record ban...	903 · Custome...		287.77	-1,024.69
Payment	09/06/2017	Batch ...	Fort Cobb Fuel Auth...		1243 · Custom...	1,365.28		340.59
Payment	09/06/2017	Batch ...	Fort Cobb Fuel Auth...		1243 · Custom...	265.93		606.52
Payment	09/07/2017	Batch ...	Fort Cobb Fuel Auth...		1243 · Custom...	3,533.71		4,140.23
Payment	09/07/2017	Batch ...	Fort Cobb Fuel Auth...		1243 · Custom...	995.72		5,135.95
Payment	09/08/2017	Batch ...	Fort Cobb Fuel Auth...		1243 · Custom...	2,015.50		7,151.45
Payment	09/08/2017	Batch ...	Fort Cobb Fuel Auth...		1243 · Custom...	4,313.03		11,464.48
Payment	09/08/2017	Batch ...	Fort Cobb Fuel Auth...		1243 · Custom...	830.32		12,294.80
Payment	09/11/2017	Batch ...	Fort Cobb Fuel Auth...		1243 · Custom...	2,786.38		15,081.18
Payment	09/11/2017	Batch ...	Fort Cobb Fuel Auth...		1243 · Custom...	9,370.40		24,451.58
Payment	09/11/2017	Batch ...	Fort Cobb Fuel Auth...		1243 · Custom...	751.01		25,202.59
Bill Pmt -Check	09/11/2017	1654	Navitas Utility Corpo...		2233 · Other		12,000.00	13,202.59
Bill Pmt -Check	09/12/2017	1655	Navitas Utility Corpo...		2233 · Other		13,000.00	202.59
Payment	09/12/2017	Batch ...	Fort Cobb Fuel Auth...		1243 · Custom...	3,440.97		3,643.56
Payment	09/12/2017	Batch ...	Fort Cobb Fuel Auth...		1243 · Custom...	306.24		3,949.80
Payment	09/13/2017	Batch ...	Fort Cobb Fuel Auth...		1243 · Custom...	2,792.72		6,742.52
Payment	09/13/2017	Batch ...	Fort Cobb Fuel Auth...		1243 · Custom...	329.02		7,071.54
Deposit	09/13/2017			Deposit	-SPLIT-	200.00		7,271.54
Payment	09/14/2017	Batch ...	Fort Cobb Fuel Auth...		1243 · Custom...	1,191.79		8,463.33
Payment	09/14/2017	Batch ...	Fort Cobb Fuel Auth...		1243 · Custom...	35.47		8,498.80
Deposit	09/15/2017			Deposit	1243 · Custom...	4,368.00		12,866.80
Payment	09/15/2017	Batch ...	Fort Cobb Fuel Auth...		1243 · Custom...	6,082.89		18,949.69
Payment	09/15/2017	Batch ...	Fort Cobb Fuel Auth...		1243 · Custom...	313.81		19,263.50
Deposit	09/15/2017			Deposit	-SPLIT-	200.00		19,463.50
Payment	09/18/2017	Batch ...	Fort Cobb Fuel Auth...		1243 · Custom...	7,605.15		27,068.65
Payment	09/18/2017	Batch ...	Fort Cobb Fuel Auth...		1243 · Custom...	597.22		27,665.87
Payment	09/19/2017	Batch ...	Fort Cobb Fuel Auth...		1243 · Custom...	5,235.86		32,901.73
Payment	09/19/2017	Batch ...	Fort Cobb Fuel Auth...		1243 · Custom...	628.08		33,529.81
Bill Pmt -Check	09/19/2017	1656	Navitas Utility Corpo...		2233 · Other		10,000.00	23,529.81
Check	09/20/2017	ACH	Oklahoma Tax Com...		2403 · Sales T...		2,229.02	21,300.79
Check	09/20/2017	ACH	Oklahoma Tax Com...		-SPLIT-		2,297.12	19,003.67
Payment	09/20/2017	Batch ...	Fort Cobb Fuel Auth...		1243 · Custom...	5,440.00		24,443.67
Payment	09/20/2017	Batch ...	Fort Cobb Fuel Auth...		1243 · Custom...	211.27		24,654.94
Bill Pmt -Check	09/20/2017	1657	Navitas Assets		2233 · Other		6,484.00	18,170.94
Payment	09/21/2017	Batch ...	Fort Cobb Fuel Auth...		1243 · Custom...	1,625.81		19,796.75
Payment	09/21/2017	Batch ...	Fort Cobb Fuel Auth...		1243 · Custom...	365.95		20,162.70
Payment	09/21/2017	1630	Fort Cobb Fuel Auth...		1253 · Other	2,188.14		22,350.84
Check	09/21/2017	478	Bank 7	Transfer	1122 · Deposit ...	2,000.00		24,350.84
Check	09/21/2017	1053	Bank 7	Transfer	1126 · Deposit ...	1,000.00		25,350.84
Check	09/21/2017	725	Bank 7	Transfer	1125 · Deposit ...	4,000.00		29,350.84

Fort Cobb Fuel Authority
General Ledger
As of December 31, 2017

Type	Date	Num	Name	Memo	Split	Debit	Credit	Balance
Check	09/21/2017	706	Bank 7	Transfer	1121 · Deposit ...	2,500.00		31,850.84
Check	09/21/2017	5622	Bank 7	Transfer	1123 · Deposit ...	1,500.00		33,350.84
Bill Pmt -Check	09/22/2017	Transfer	Bank 7	Loan 1010609	2233 · Other		34,626.32	-1,275.48
Payment	09/22/2017	Batch ...	Fort Cobb Fuel Auth...		1243 · Custom...	1,308.65		33.17
Payment	09/22/2017	Batch ...	Fort Cobb Fuel Auth...		1243 · Custom...	539.11		572.28
Payment	09/25/2017	Batch ...	Fort Cobb Fuel Auth...		1243 · Custom...	1,320.03		1,892.31
Payment	09/25/2017	Batch ...	Fort Cobb Fuel Auth...		1243 · Custom...	1,823.25		3,715.56
Payment	09/26/2017	Batch ...	Fort Cobb Fuel Auth...		1243 · Custom...	611.07		4,326.63
Payment	09/26/2017	Batch ...	Fort Cobb Fuel Auth...		1243 · Custom...	704.20		5,030.83
Bill Pmt -Check	09/26/2017	1658	Navitas Utility Corpo...		2233 · Other		3,000.00	2,030.83
Payment	09/27/2017	Batch ...	Fort Cobb Fuel Auth...		1243 · Custom...	722.51		2,753.34
Payment	09/27/2017	Batch ...	Fort Cobb Fuel Auth...		1243 · Custom...	227.02		2,980.36
Payment	09/28/2017	Batch ...	Fort Cobb Fuel Auth...		1243 · Custom...	412.19		3,392.55
Payment	09/28/2017	Batch ...	Fort Cobb Fuel Auth...		1243 · Custom...	318.13		3,710.68
Payment	09/29/2017	Batch ...	Fort Cobb Fuel Auth...		1243 · Custom...	379.68		4,090.36
Payment	09/29/2017	Batch ...	Fort Cobb Fuel Auth...		1243 · Custom...	205.98		4,296.34
Bill Pmt -Check	09/29/2017		Navitas Utility Corpo...	QuickBooks g...	2233 · Other	0.00		4,296.34
Bill Pmt -Check	09/29/2017	1659	Navitas Utility Corpo...		2233 · Other		5,000.00	-703.66
Check	09/29/2017	726	Bank 7	Transfer	1125 · Deposit ...	2,000.00		1,296.34
Payment	10/02/2017	Batch ...	Fort Cobb Fuel Auth...		1243 · Custom...	552.77		1,849.11
Payment	10/02/2017	Batch ...	Fort Cobb Fuel Auth...		1243 · Custom...	299.85		2,148.96
General Journal	10/02/2017	171002		To record ban...	903 · Custome...		290.15	1,858.81
Payment	10/03/2017	Batch ...	Fort Cobb Fuel Auth...		1243 · Custom...	44.02		1,902.83
Payment	10/03/2017	Batch ...	Fort Cobb Fuel Auth...		1243 · Custom...	541.84		2,444.67
Deposit	10/03/2017			Deposit	-SPLIT-	200.00		2,644.67
Check	10/03/2017	1661	Desiree Fisher	Refund	1243 · Custom...		54.68	2,589.99
Bill Pmt -Check	10/03/2017	1660	Navitas Utility Corpo...		2233 · Other		1,800.00	789.99
Bill Pmt -Check	10/03/2017		Navitas Utility Corpo...	QuickBooks g...	2233 · Other	0.00		789.99
Payment	10/04/2017	Batch ...	Fort Cobb Fuel Auth...		1243 · Custom...	324.63		1,114.62
Payment	10/04/2017	Batch ...	Fort Cobb Fuel Auth...		1243 · Custom...	501.03		1,615.65
Payment	10/05/2017	Batch ...	Fort Cobb Fuel Auth...		1243 · Custom...	1,254.17		2,869.82
Payment	10/05/2017	Batch ...	Fort Cobb Fuel Auth...		1243 · Custom...	395.43		3,265.25
Payment	10/06/2017	Batch ...	Fort Cobb Fuel Auth...		1243 · Custom...	1,731.17		4,996.42
Payment	10/06/2017	Batch ...	Fort Cobb Fuel Auth...		1243 · Custom...	635.85		5,632.27
Payment	10/09/2017	Batch ...	Fort Cobb Fuel Auth...		1243 · Custom...	146.19		5,778.46
Payment	10/09/2017	Batch ...	Fort Cobb Fuel Auth...		1243 · Custom...	1,130.65		6,909.11
Deposit	10/09/2017			Deposit	-SPLIT-	200.00		7,109.11
Payment	10/10/2017	Batch ...	Fort Cobb Fuel Auth...		1243 · Custom...	6,139.03		13,248.14
Payment	10/10/2017	Batch ...	Fort Cobb Fuel Auth...		1243 · Custom...	29.55		13,277.69
Check	10/10/2017	1662	Julio Trevizo	Refund	1243 · Custom...		72.47	13,205.22
Check	10/10/2017	1663	Crystal Hardin	Refund	1243 · Custom...		83.77	13,121.45
Check	10/10/2017	1664	Earl Livingston	Refund	1243 · Custom...		46.42	13,075.03
Bill Pmt -Check	10/10/2017	1665	Oklahoma Corp Co...		2233 · Other		865.91	12,209.12
Payment	10/10/2017	1349	Navitas TN NG LLC		1253 · Other	1,047.00		13,256.12
Payment	10/10/2017	1280	Navitas KY NG LLC		1253 · Other	294.00		13,550.12
Payment	10/11/2017	Batch ...	Fort Cobb Fuel Auth...		1243 · Custom...	40.64		13,590.76
Payment	10/11/2017	Batch ...	Fort Cobb Fuel Auth...		1243 · Custom...	251.85		13,842.61
Payment	10/12/2017	Batch ...	Fort Cobb Fuel Auth...		1243 · Custom...	5,629.06		19,471.67
Payment	10/12/2017	Batch ...	Fort Cobb Fuel Auth...		1243 · Custom...	4,863.08		24,334.75

Fort Cobb Fuel Authority
General Ledger
As of December 31, 2017

Type	Date	Num	Name	Memo	Split	Debit	Credit	Balance
Payment	10/12/2017	Batch ...	Fort Cobb Fuel Auth...		1243 · Custom...	69.03		24,403.78
Deposit	10/12/2017			Deposit	-SPLIT-	200.00		24,603.78
Check	10/12/2017	1666	Paige Pryor	Refund	1243 · Custom...		105.97	24,497.81
Deposit	10/13/2017			Deposit	1243 · Custom...	4,323.27		28,821.08
Payment	10/13/2017	Batch ...	Fort Cobb Fuel Auth...		1243 · Custom...	9,925.40		38,746.48
Payment	10/13/2017	Batch ...	Fort Cobb Fuel Auth...		1243 · Custom...	166.78		38,913.26
Payment	10/16/2017	Batch ...	Fort Cobb Fuel Auth...		1243 · Custom...	14,693.68		53,606.94
Payment	10/16/2017	Batch ...	Fort Cobb Fuel Auth...		1243 · Custom...	937.13		54,544.07
Deposit	10/16/2017			Deposit	-SPLIT-	500.00		55,044.07
Deposit	10/16/2017			Deposit	-SPLIT-	200.00		55,244.07
Check	10/17/2017	727	Bank 7	Transfer	1125 · Deposit ...	4,000.00		59,244.07
Check	10/17/2017	707	Bank 7	Transfer	1121 · Deposit ...	2,000.00		61,244.07
Bill Pmt -Check	10/17/2017	1667	Navitas Utility Corpo...		2233 · Other		60,000.00	1,244.07
Check	10/17/2017	5623	Bank 7	Transfer	1123 · Deposit ...	2,000.00		3,244.07
Payment	10/17/2017	Batch ...	Fort Cobb Fuel Auth...		1243 · Custom...	3,906.74		7,150.81
Payment	10/17/2017	Batch ...	Fort Cobb Fuel Auth...		1243 · Custom...	287.24		7,438.05
Payment	10/18/2017	Batch ...	Fort Cobb Fuel Auth...		1243 · Custom...	2,875.17		10,313.22
Payment	10/18/2017	Batch ...	Fort Cobb Fuel Auth...		1243 · Custom...	242.77		10,555.99
Check	10/18/2017	1669	Blakely Sanner	Refund	1243 · Custom...		51.30	10,504.69
Payment	10/19/2017	Batch ...	Fort Cobb Fuel Auth...		1243 · Custom...	1,424.22		11,928.91
Payment	10/19/2017	Batch ...	Fort Cobb Fuel Auth...		1243 · Custom...	285.80		12,214.71
Bill Pmt -Check	10/19/2017	1668	Navitas Utility Corpo...		2233 · Other		7,000.00	5,214.71
Check	10/20/2017	ACH	Oklahoma Tax Com...		2403 · Sales T...		2,446.47	2,768.24
Check	10/20/2017	ACH	Oklahoma Tax Com...		-SPLIT-		2,217.05	551.19
Payment	10/20/2017	Batch ...	Fort Cobb Fuel Auth...		1243 · Custom...	5,205.88		5,757.07
Payment	10/20/2017	Batch ...	Fort Cobb Fuel Auth...		1243 · Custom...	203.80		5,960.87
Bill Pmt -Check	10/20/2017		Navitas Utility Corpo...	QuickBooks g...	2233 · Other	0.00		5,960.87
Payment	10/23/2017	Batch ...	Fort Cobb Fuel Auth...		1243 · Custom...	3,135.98		9,096.85
Payment	10/23/2017	Batch ...	Fort Cobb Fuel Auth...		1243 · Custom...	1,265.84		10,362.69
Deposit	10/23/2017			Deposit	-SPLIT-	200.00		10,562.69
Deposit	10/23/2017			Deposit	-SPLIT-	200.00		10,762.69
Payment	10/24/2017	Batch ...	Fort Cobb Fuel Auth...		1243 · Custom...	562.17		11,324.86
Payment	10/24/2017	Batch ...	Fort Cobb Fuel Auth...		1243 · Custom...	1,364.60		12,689.46
Check	10/26/2017	1670	Shelby Lee	Refund	1243 · Custom...		89.61	12,599.85
Payment	10/26/2017	Batch ...	Fort Cobb Fuel Auth...		1243 · Custom...	4,055.89		16,655.74
Payment	10/26/2017	Batch ...	Fort Cobb Fuel Auth...		1243 · Custom...	1,146.81		17,802.55
Payment	10/26/2017	Batch ...	Fort Cobb Fuel Auth...		1243 · Custom...	426.72		18,229.27
Deposit	10/26/2017			Deposit	-SPLIT-	200.00		18,429.27
Payment	10/27/2017	Batch ...	Fort Cobb Fuel Auth...		1243 · Custom...	483.29		18,912.56
Payment	10/27/2017	Batch ...	Fort Cobb Fuel Auth...		1243 · Custom...	162.28		19,074.84
Deposit	10/27/2017			Deposit	-SPLIT-	200.00		19,274.84
Payment	10/27/2017	1642	Fort Cobb Fuel Auth...		1253 · Other	2,164.15		21,438.99
Bill Pmt -Check	10/27/2017	Transfer	Bank 7	Loan 1010609	2233 · Other		34,626.32	-13,187.33
Check	10/27/2017	708	Bank 7	Transfer	1121 · Deposit ...	2,000.00		-11,187.33
Check	10/27/2017	479	Bank 7	Transfer	1122 · Deposit ...	2,500.00		-8,687.33
Check	10/27/2017	728	Bank 7	Transfer	1125 · Deposit ...	2,500.00		-6,187.33
Check	10/27/2017	1054	Bank 7	Transfer	1126 · Deposit ...	500.00		-5,687.33
General Journal	10/27/2017	1302		Move EEP ba...	2499 · EEP Co...	1,000.00		-4,687.33
General Journal	10/27/2017	1643	Fort Cobb Fuel Auth...	Payment from...	1814 · Investm...	5,000.00		312.67

Fort Cobb Fuel Authority
General Ledger
As of December 31, 2017

Type	Date	Num	Name	Memo	Split	Debit	Credit	Balance
Payment	10/30/2017	Batch ...	Fort Cobb Fuel Auth...		1243 · Custom...	755.77		1,068.44
Payment	10/30/2017	Batch ...	Fort Cobb Fuel Auth...		1243 · Custom...	659.90		1,728.34
Deposit	10/30/2017			Deposit	-SPLIT-	200.00		1,928.34
Bill Pmt -Check	10/30/2017		Navitas Utility Corpo...	QuickBooks g...	2233 · Other	0.00		1,928.34
Payment	10/31/2017	Batch ...	Fort Cobb Fuel Auth...		1243 · Custom...	331.51		2,259.85
Payment	10/31/2017	Batch ...	Fort Cobb Fuel Auth...		1243 · Custom...	91.70		2,351.55
Bill Pmt -Check	10/31/2017		Navitas Utility Corpo...	QuickBooks g...	2233 · Other	0.00		2,351.55
Check	11/01/2017	1671	Oklahoma State Tre...	Unclaimed Pr...	2404 · Custom...		528.07	1,823.48
Bill Pmt -Check	11/01/2017		Navitas Utility Corpo...	QuickBooks g...	2233 · Other	0.00		1,823.48
Payment	11/01/2017	Batch ...	Fort Cobb Fuel Auth...		1243 · Custom...	295.30		2,118.78
Payment	11/01/2017	Batch ...	Fort Cobb Fuel Auth...		1243 · Custom...	923.36		3,042.14
Check	11/01/2017	729	Bank 7	Transfer	1125 · Deposit ...	1,000.00		4,042.14
Bill Pmt -Check	11/01/2017	1672	Navitas Utility Corpo...		2233 · Other		3,000.00	1,042.14
Payment	11/02/2017	Batch ...	Fort Cobb Fuel Auth...		1243 · Custom...	628.81		1,670.95
Payment	11/02/2017	Batch ...	Fort Cobb Fuel Auth...		1243 · Custom...	855.36		2,526.31
General Journal	11/02/2017	171102		To record ban...	903 · Custome...		274.31	2,252.00
Payment	11/03/2017	Batch ...	Fort Cobb Fuel Auth...		1243 · Custom...	260.89		2,512.89
Payment	11/03/2017	Batch ...	Fort Cobb Fuel Auth...		1243 · Custom...	384.73		2,897.62
Deposit	11/03/2017			Deposit	-SPLIT-	200.00		3,097.62
Payment	11/06/2017	Batch ...	Fort Cobb Fuel Auth...		1243 · Custom...	39,555.71		42,653.33
Payment	11/06/2017	Batch ...	Fort Cobb Fuel Auth...		1243 · Custom...	954.34		43,607.67
Deposit	11/06/2017			Deposit	-SPLIT-	200.00		43,807.67
Payment	11/07/2017	Batch ...	Fort Cobb Fuel Auth...		1243 · Custom...	2,458.79		46,266.46
Payment	11/07/2017	Batch ...	Fort Cobb Fuel Auth...		1243 · Custom...	1,074.19		47,340.65
Payment	11/08/2017	Batch ...	Fort Cobb Fuel Auth...		1243 · Custom...	3,977.25		51,317.90
Payment	11/08/2017	Batch ...	Fort Cobb Fuel Auth...		1243 · Custom...	330.46		51,648.36
Check	11/09/2017	1673	Lumae Sennett	03145 Refund	1243 · Custom...		60.39	51,587.97
Check	11/09/2017	1674	Lumae Sennett	03144 Refund	1243 · Custom...		12.14	51,575.83
Payment	11/09/2017	Batch ...	Fort Cobb Fuel Auth...		1243 · Custom...	3,310.88		54,886.71
Payment	11/09/2017	Batch ...	Fort Cobb Fuel Auth...		1243 · Custom...	472.26		55,358.97
Payment	11/10/2017	Batch ...	Fort Cobb Fuel Auth...		1243 · Custom...	2,783.29		58,142.26
Payment	11/10/2017	Batch ...	Fort Cobb Fuel Auth...		1243 · Custom...	743.43		58,885.69
Deposit	11/10/2017			Deposit	-SPLIT-	200.00		59,085.69
Payment	11/13/2017	Batch ...	Fort Cobb Fuel Auth...		1243 · Custom...	14,419.33		73,505.02
Payment	11/13/2017	Batch ...	Fort Cobb Fuel Auth...		1243 · Custom...	331.92		73,836.94
Payment	11/14/2017	Batch ...	Fort Cobb Fuel Auth...		1243 · Custom...	2,582.02		76,418.96
Payment	11/14/2017	Batch ...	Fort Cobb Fuel Auth...		1243 · Custom...	289.78		76,708.74
Deposit	11/14/2017			Deposit	-SPLIT-	200.00		76,908.74
Deposit	11/15/2017			Deposit	1243 · Custom...	4,378.12		81,286.86
Payment	11/15/2017	Batch ...	Fort Cobb Fuel Auth...		1243 · Custom...	2,031.62		83,318.48
Payment	11/15/2017	Batch ...	Fort Cobb Fuel Auth...		1243 · Custom...	354.28		83,672.76
Bill Pmt -Check	11/15/2017	1675	Navitas Utility Corpo...		2233 · Other		31,198.77	52,473.99
Payment	11/16/2017	Batch ...	Fort Cobb Fuel Auth...		1243 · Custom...	3,968.83		56,442.82
Payment	11/16/2017	Batch ...	Fort Cobb Fuel Auth...		1243 · Custom...	1,313.85		57,756.67
Deposit	11/16/2017			Deposit	-SPLIT-	200.00		57,956.67
Bill Pmt -Check	11/16/2017	1676	Navitas Assets		2233 · Other		11,484.00	46,472.67
Payment	11/17/2017	Batch ...	Fort Cobb Fuel Auth...		1243 · Custom...	2,344.99		48,817.66
Payment	11/17/2017	Batch ...	Fort Cobb Fuel Auth...		1243 · Custom...	492.12		49,309.78
Check	11/20/2017	ACH	Oklahoma Tax Com...		2403 · Sales T...		2,650.25	46,659.53

Fort Cobb Fuel Authority
General Ledger
As of December 31, 2017

Type	Date	Num	Name	Memo	Split	Debit	Credit	Balance
Check	11/20/2017	ACH	Oklahoma Tax Com...		-SPLIT-		2,274.04	44,385.49
Payment	11/20/2017	Batch ...	Fort Cobb Fuel Auth...		1243 · Custom...	4,867.55		49,253.04
Payment	11/20/2017	Batch ...	Fort Cobb Fuel Auth...		1243 · Custom...	420.79		49,673.83
Check	11/20/2017	1677	Trey D Eason	Refund	1243 · Custom...		122.90	49,550.93
Check	11/20/2017	1678	Transoil Marketing	Refund	1243 · Custom...		130.91	49,420.02
Check	11/20/2017	1679	Lisa Crawford	Refund	1243 · Custom...		71.95	49,348.07
Payment	11/21/2017	Batch ...	Fort Cobb Fuel Auth...		1243 · Custom...	74.51		49,422.58
Payment	11/21/2017	Batch ...	Fort Cobb Fuel Auth...		1243 · Custom...	487.60		49,910.18
Bill Pmt -Check	11/22/2017	Transfer	Bank 7	Loan 1010609	2233 · Other		36,357.63	13,552.55
Payment	11/22/2017	Batch ...	Fort Cobb Fuel Auth...		1243 · Custom...	12,042.48		25,595.03
Payment	11/22/2017	Batch ...	Fort Cobb Fuel Auth...		1243 · Custom...	389.64		25,984.67
General Journal	11/27/2017	2530		Investment in ...	3103 · Member...	85,000.00		110,984.67
Payment	11/27/2017	Batch ...	Fort Cobb Fuel Auth...		1243 · Custom...	6,222.28		117,206.95
Payment	11/27/2017	Batch ...	Fort Cobb Fuel Auth...		1243 · Custom...	1,800.80		119,007.75
Payment	11/28/2017	Batch ...	Fort Cobb Fuel Auth...		1243 · Custom...	629.64		119,637.39
Payment	11/28/2017	Batch ...	Fort Cobb Fuel Auth...		1243 · Custom...	894.26		120,531.65
Check	11/28/2017	1680	Tommy Butler	Refund	1243 · Custom...		58.09	120,473.56
Bill Pmt -Check	11/28/2017	1681	Navitas Utility Corpo...		2233 · Other		100,000.00	20,473.56
Payment	11/29/2017	Batch ...	Fort Cobb Fuel Auth...		1243 · Custom...	645.90		21,119.46
Deposit	11/29/2017			Deposit	-SPLIT-	200.00		21,319.46
Payment	11/30/2017	Batch ...	Fort Cobb Fuel Auth...		1243 · Custom...	590.42		21,909.88
Payment	11/30/2017	Batch ...	Fort Cobb Fuel Auth...		1243 · Custom...	510.68		22,420.56
Payment	12/01/2017	Batch ...	Fort Cobb Fuel Auth...		1243 · Custom...	344.54		22,765.10
Payment	12/01/2017	Batch ...	Fort Cobb Fuel Auth...		1243 · Custom...	261.50		23,026.60
Payment	12/04/2017	Batch ...	Fort Cobb Fuel Auth...		1243 · Custom...	1,236.82		24,263.42
Payment	12/04/2017	Batch ...	Fort Cobb Fuel Auth...		1243 · Custom...	1,075.33		25,338.75
Deposit	12/04/2017			Deposit	-SPLIT-	200.00		25,538.75
General Journal	12/04/2017	171204		To record ban...	903 · Custome...		319.71	25,219.04
Payment	12/05/2017	Batch ...	Fort Cobb Fuel Auth...		1243 · Custom...	2,779.77		27,998.81
Payment	12/05/2017	Batch ...	Fort Cobb Fuel Auth...		1243 · Custom...	2,062.98		30,061.79
Deposit	12/05/2017			Deposit	-SPLIT-	600.00		30,661.79
Payment	12/06/2017	Batch ...	Fort Cobb Fuel Auth...		1243 · Custom...	9,680.23		40,342.02
Payment	12/06/2017	Batch ...	Fort Cobb Fuel Auth...		1243 · Custom...	939.94		41,281.96
Payment	12/07/2017	Batch ...	Fort Cobb Fuel Auth...		1243 · Custom...	4,935.45		46,217.41
Payment	12/07/2017	Batch ...	Fort Cobb Fuel Auth...		1243 · Custom...	833.33		47,050.74
Deposit	12/07/2017			Deposit	-SPLIT-	200.00		47,250.74
Payment	12/08/2017	Batch ...	Fort Cobb Fuel Auth...		1243 · Custom...	4,236.50		51,487.24
Payment	12/08/2017	Batch ...	Fort Cobb Fuel Auth...		1243 · Custom...	593.56		52,080.80
Payment	12/11/2017	1661	Fort Cobb Fuel Auth...		1253 · Other	2,405.42		54,486.22
Payment	12/11/2017	1290	Navitas KY NG LLC		1253 · Other	294.00		54,780.22
Payment	12/11/2017	1357	Navitas TN NG LLC		1253 · Other	1,047.00		55,827.22
Bill Pmt -Check	12/11/2017	1682	Oklahoma Corp Co...		2233 · Other		865.91	54,961.31
Payment	12/11/2017	Batch ...	Fort Cobb Fuel Auth...		1243 · Custom...	37,815.96		92,777.27
Payment	12/11/2017	Batch ...	Fort Cobb Fuel Auth...		1243 · Custom...	491.75		93,269.02
Bill Pmt -Check	12/12/2017	1683	Navitas Utility Corpo...		2233 · Other		40,000.00	53,269.02
Payment	12/12/2017	Batch ...	Fort Cobb Fuel Auth...		1243 · Custom...	2,270.39		55,539.41
Payment	12/12/2017	Batch ...	Fort Cobb Fuel Auth...		1243 · Custom...	10,442.89		65,982.30
Payment	12/13/2017	Batch ...	Fort Cobb Fuel Auth...		1243 · Custom...	3,915.96		69,898.26
Payment	12/13/2017	Batch ...	Fort Cobb Fuel Auth...		1243 · Custom...	556.44		70,454.70

Fort Cobb Fuel Authority
General Ledger
As of December 31, 2017

Type	Date	Num	Name	Memo	Split	Debit	Credit	Balance
Deposit	12/14/2017			Deposit	1243 · Custom...	7,317.93		77,772.63
Payment	12/14/2017	Batch ...	Fort Cobb Fuel Auth...		1243 · Custom...	639.65		78,412.28
Bill Pmt -Check	12/14/2017	1684	Navitas Utility Corpo...		2233 · Other		26,872.49	51,539.79
Check	12/14/2017	709	Bank 7	Transfer	1121 · Deposit ...	6,000.00		57,539.79
Check	12/14/2017	480	Bank 7	Transfer	1122 · Deposit ...	3,000.00		60,539.79
Check	12/14/2017	730	Bank 7	Transfer	1125 · Deposit ...	9,000.00		69,539.79
Check	12/14/2017	1055	Bank 7	Transfer	1126 · Deposit ...	2,000.00		71,539.79
Check	12/14/2017	5624	Bank 7	Transfer	1123 · Deposit ...	6,000.00		77,539.79
General Journal	12/15/2017	1308		Move EEP ba...	2499 · EEP Co...	5,000.00		82,539.79
Bill Pmt -Check	12/15/2017	1685	Caddo County Trea...		2203 · Taxes		24,541.00	57,998.79
Bill Pmt -Check	12/15/2017	1686	Gail Dixon, Haskell ...		2203 · Taxes		469.00	57,529.79
Bill Pmt -Check	12/15/2017	1687	Hughes County Tre...		2203 · Taxes		8.00	57,521.79
Bill Pmt -Check	12/15/2017	1688	Payne Country Trea...		2203 · Taxes		201.00	57,320.79
Bill Pmt -Check	12/15/2017	1689	Pittsburgh County Tr...		2203 · Taxes		305.00	57,015.79
Bill Pmt -Check	12/15/2017	1690	Stephens County Tr...		2203 · Taxes		1,910.50	55,105.29
Bill Pmt -Check	12/15/2017	1691	Washita County Tre...		2203 · Taxes		1,751.50	53,353.79
Payment	12/15/2017	Batch ...	Fort Cobb Fuel Auth...		1243 · Custom...	16,193.41		69,547.20
Payment	12/15/2017	Batch ...	Fort Cobb Fuel Auth...		1243 · Custom...	641.29		70,188.49
Check	12/18/2017	1692	Heather Bergeron	Refund	1243 · Custom...		40.41	70,148.08
Payment	12/18/2017	Batch ...	Fort Cobb Fuel Auth...		1243 · Custom...	70,911.42		141,059.50
Payment	12/18/2017	Batch ...	Fort Cobb Fuel Auth...		1243 · Custom...	1,268.02		142,327.52
Deposit	12/18/2017			Deposit	-SPLIT-	200.00		142,527.52
Payment	12/19/2017	Batch ...	Fort Cobb Fuel Auth...		1243 · Custom...	8,557.28		151,084.80
Payment	12/19/2017	Batch ...	Fort Cobb Fuel Auth...		1243 · Custom...	1,050.33		152,135.13
Deposit	12/19/2017			Deposit	-SPLIT-	500.00		152,635.13
Bill Pmt -Check	12/19/2017	Transfer	Bank 7	Loan 1010609	2233 · Other		34,626.32	118,008.81
Bill Pmt -Check	12/19/2017	1693	Navitas Utility Corpo...		2233 · Other		100,000.00	18,008.81
Check	12/20/2017	ACH	Oklahoma Tax Com...		2403 · Sales T...		4,371.26	13,637.55
Check	12/20/2017	ACH	Oklahoma Tax Com...		-SPLIT-		3,209.29	10,428.26
Payment	12/20/2017	Batch ...	Fort Cobb Fuel Auth...		1243 · Custom...	3,086.31		13,514.57
Payment	12/20/2017	Batch ...	Fort Cobb Fuel Auth...		1243 · Custom...	1,006.12		14,520.69
Payment	12/21/2017	Batch ...	Fort Cobb Fuel Auth...		1243 · Custom...	6,064.66		20,585.35
Payment	12/21/2017	Batch ...	Fort Cobb Fuel Auth...		1243 · Custom...	610.48		21,195.83
Payment	12/22/2017	Batch ...	Fort Cobb Fuel Auth...		1243 · Custom...	42,352.43		63,548.26
Payment	12/22/2017	Batch ...	Fort Cobb Fuel Auth...		1243 · Custom...	592.91		64,141.17
Payment	12/26/2017	Batch ...	Fort Cobb Fuel Auth...		1243 · Custom...	2,770.60		66,911.77
Payment	12/26/2017	Batch ...	Fort Cobb Fuel Auth...		1243 · Custom...	3,908.44		70,820.21
Payment	12/27/2017	Batch ...	Fort Cobb Fuel Auth...		1243 · Custom...	1,132.30		71,952.51
Payment	12/27/2017	Batch ...	Fort Cobb Fuel Auth...		1243 · Custom...	523.37		72,475.88
Check	12/27/2017	1694	Amanda Lynch	Refund	1243 · Custom...		92.03	72,383.85
Check	12/27/2017	1695	Roy/Doris Till	Refund Overp...	1243 · Custom...		194.23	72,189.62
Payment	12/28/2017	LIHEA...	Fort Cobb Fuel Auth...		1243 · Custom...	3,005.00		75,194.62
Payment	12/28/2017	Batch ...	Fort Cobb Fuel Auth...		1243 · Custom...	750.66		75,945.28
Payment	12/28/2017	Batch ...	Fort Cobb Fuel Auth...		1243 · Custom...	698.95		76,644.23
Transfer	12/28/2017			Funds Transf...	1191 · Dep. in ...		95.00	76,549.23
Bill Pmt -Check	12/28/2017	1696	Navitas Utility Corpo...		2233 · Other		70,227.38	6,321.85
Check	12/28/2017	710	Bank 7	Transfer	1121 · Deposit ...	2,500.00		8,821.85
Check	12/28/2017	731	Bank 7	Transfer	1125 · Deposit ...	6,000.00		14,821.85
Check	12/28/2017	481	Bank 7	Transfer	1122 · Deposit ...	2,500.00		17,321.85

Fort Cobb Fuel Authority
General Ledger
As of December 31, 2017

Type	Date	Num	Name	Memo	Split	Debit	Credit	Balance
Bill Pmt -Check	12/28/2017	1697	Navitas Assets		2233 · Other		7,968.00	9,353.85
Payment	12/29/2017	Batch ...	Fort Cobb Fuel Auth...		1243 · Custom...	1,061.26		10,415.11
Payment	12/29/2017	Batch ...	Fort Cobb Fuel Auth...		1243 · Custom...	413.98		10,829.09
Total 1107 · Checking - Bank 7						2,561,688.23	2,526,007.23	10,829.09
1121 · Deposit - First State Bank								742.66
Payment	01/05/2017	Batch 3	Fort Cobb Fuel Auth...		1243 · Custom...	45.00		787.66
Payment	01/05/2017	Batch 3	Fort Cobb Fuel Auth...		1243 · Custom...	485.70		1,273.36
Payment	01/09/2017	Batch 5	Fort Cobb Fuel Auth...		1243 · Custom...	503.43		1,776.79
Payment	01/09/2017	Batch 5	Fort Cobb Fuel Auth...		1243 · Custom...	716.19		2,492.98
Payment	01/10/2017	Batch 6	Fort Cobb Fuel Auth...		1243 · Custom...	1,456.04		3,949.02
Payment	01/11/2017	Batch 7	Fort Cobb Fuel Auth...		1243 · Custom...	1,085.56		5,034.58
Payment	01/12/2017	Batch 8	Fort Cobb Fuel Auth...		1243 · Custom...	619.02		5,653.60
Deposit	01/12/2017			Deposit	-SPLIT-	200.00		5,853.60
Payment	01/13/2017	Batch 9	Fort Cobb Fuel Auth...		1243 · Custom...	1,074.61		6,928.21
Check	01/13/2017	688	Bank 7	Transfer	1107 · Checkin...		5,500.00	1,428.21
Payment	01/17/2017	Batch ...	Fort Cobb Fuel Auth...		1243 · Custom...	773.22		2,201.43
Payment	01/18/2017	Batch ...	Fort Cobb Fuel Auth...		1243 · Custom...	331.36		2,532.79
Payment	01/19/2017	Batch ...	Fort Cobb Fuel Auth...		1243 · Custom...	684.58		3,217.37
Payment	01/24/2017	Batch ...	Fort Cobb Fuel Auth...		1243 · Custom...	94.54		3,311.91
Payment	01/25/2017	Batch ...	Fort Cobb Fuel Auth...		1243 · Custom...	404.85		3,716.76
Payment	01/27/2017	Batch ...	Fort Cobb Fuel Auth...		1243 · Custom...	35.77		3,752.53
Payment	02/01/2017	Batch ...	Fort Cobb Fuel Auth...		1243 · Custom...	292.39		4,044.92
Payment	02/02/2017	Batch ...	Fort Cobb Fuel Auth...		1243 · Custom...	370.25		4,415.17
Payment	02/06/2017	Batch ...	Fort Cobb Fuel Auth...		1243 · Custom...	27.65		4,442.82
Payment	02/07/2017	Batch ...	Fort Cobb Fuel Auth...		1243 · Custom...	1,677.95		6,120.77
Payment	02/08/2017	Batch ...	Fort Cobb Fuel Auth...		1243 · Custom...	357.93		6,478.70
Payment	02/08/2017	Batch ...	Fort Cobb Fuel Auth...		1243 · Custom...	1,516.64		7,995.34
Deposit	02/08/2017			Deposit	-SPLIT-	200.00		8,195.34
Check	02/09/2017	689	Bank 7	Transfer	1107 · Checkin...		7,000.00	1,195.34
Payment	02/09/2017	Batch ...	Fort Cobb Fuel Auth...		1243 · Custom...	1,492.14		2,687.48
Payment	02/10/2017	Batch ...	Fort Cobb Fuel Auth...		1243 · Custom...	27.65		2,715.13
Payment	02/13/2017	Batch ...	Fort Cobb Fuel Auth...		1243 · Custom...	135.78		2,850.91
Payment	02/14/2017	Batch ...	Fort Cobb Fuel Auth...		1243 · Custom...	1,136.55		3,987.46
Payment	02/15/2017	Batch ...	Fort Cobb Fuel Auth...		1243 · Custom...	427.60		4,415.06
Payment	02/16/2017	Batch ...	Fort Cobb Fuel Auth...		1243 · Custom...	1,558.43		5,973.49
Payment	02/21/2017	Batch ...	Fort Cobb Fuel Auth...		1243 · Custom...	549.57		6,523.06
Payment	02/23/2017	Batch ...	Fort Cobb Fuel Auth...		1243 · Custom...	134.26		6,657.32
Payment	02/23/2017	Batch ...	Fort Cobb Fuel Auth...		1243 · Custom...	442.53		7,099.85
Payment	02/27/2017	Batch ...	Fort Cobb Fuel Auth...		1243 · Custom...	85.00		7,184.85
Payment	02/27/2017	Batch ...	Fort Cobb Fuel Auth...		1243 · Custom...	524.20		7,709.05
Check	03/06/2017	690	Bank 7	Transfer	1107 · Checkin...		7,000.00	709.05
Payment	03/07/2017	Batch ...	Fort Cobb Fuel Auth...		1243 · Custom...	840.41		1,549.46
Payment	03/08/2017	Batch ...	Fort Cobb Fuel Auth...		1243 · Custom...	910.40		2,459.86
Payment	03/09/2017	Batch ...	Fort Cobb Fuel Auth...		1243 · Custom...	814.85		3,274.71
Payment	03/10/2017	Batch ...	Fort Cobb Fuel Auth...		1243 · Custom...	691.76		3,966.47
Payment	03/13/2017	Batch ...	Fort Cobb Fuel Auth...		1243 · Custom...	409.09		4,375.56
Check	03/13/2017	691	Bank 7	Transfer	1107 · Checkin...		3,000.00	1,375.56

Fort Cobb Fuel Authority
General Ledger
As of December 31, 2017

Type	Date	Num	Name	Memo	Split	Debit	Credit	Balance
Payment	03/15/2017	Batch ...	Fort Cobb Fuel Auth...		1243 · Custom...	428.54		1,804.10
Payment	03/15/2017	Batch ...	Fort Cobb Fuel Auth...		1243 · Custom...	802.62		2,606.72
Check	03/17/2017	692	Bank 7	Transfer	1107 · Checkin...		1,500.00	1,106.72
Payment	03/17/2017	Batch ...	Fort Cobb Fuel Auth...		1243 · Custom...	1,218.32		2,325.04
Payment	03/20/2017	Batch ...	Fort Cobb Fuel Auth...		1243 · Custom...	503.43		2,828.47
Payment	03/20/2017	Batch ...	Fort Cobb Fuel Auth...		1243 · Custom...	183.62		3,012.09
Payment	03/23/2017	Batch ...	Fort Cobb Fuel Auth...		1243 · Custom...	482.19		3,494.28
Payment	03/24/2017	Batch ...	Fort Cobb Fuel Auth...		1243 · Custom...	117.10		3,611.38
Payment	03/27/2017	Batch ...	Fort Cobb Fuel Auth...		1243 · Custom...	85.00		3,696.38
Payment	03/28/2017	Batch ...	Fort Cobb Fuel Auth...		1243 · Custom...	150.00		3,846.38
Payment	03/29/2017	Batch ...	Fort Cobb Fuel Auth...		1243 · Custom...	35.75		3,882.13
Payment	03/30/2017	Batch ...	Fort Cobb Fuel Auth...		1243 · Custom...	623.84		4,505.97
Deposit	03/30/2017			Deposit	-SPLIT-	200.00		4,705.97
Payment	04/03/2017	Batch ...	Fort Cobb Fuel Auth...		1243 · Custom...	211.51		4,917.48
Payment	04/03/2017	Batch ...	Fort Cobb Fuel Auth...		1243 · Custom...	237.00		5,154.48
Payment	04/03/2017	Batch ...	Fort Cobb Fuel Auth...		1243 · Custom...	381.04		5,535.52
Check	04/04/2017	693	Bank 7	Transfer	1107 · Checkin...		4,000.00	1,535.52
Payment	04/06/2017	Batch ...	Fort Cobb Fuel Auth...		1243 · Custom...	27.40		1,562.92
Payment	04/07/2017	Batch ...	Fort Cobb Fuel Auth...		1243 · Custom...	892.52		2,455.44
Payment	04/10/2017	Batch ...	Fort Cobb Fuel Auth...		1243 · Custom...	292.91		2,748.35
Payment	04/10/2017	Batch ...	Fort Cobb Fuel Auth...		1243 · Custom...	316.58		3,064.93
Payment	04/11/2017	Batch ...	Fort Cobb Fuel Auth...		1243 · Custom...	524.99		3,589.92
Payment	04/12/2017	Batch ...	Fort Cobb Fuel Auth...		1243 · Custom...	553.97		4,143.89
Check	04/12/2017	694	Bank 7	Transfer	1107 · Checkin...		3,000.00	1,143.89
Payment	04/13/2017	Batch ...	Fort Cobb Fuel Auth...		1243 · Custom...	597.48		1,741.37
Payment	04/17/2017	Batch ...	Fort Cobb Fuel Auth...		1243 · Custom...	74.51		1,815.88
Payment	04/17/2017	Batch ...	Fort Cobb Fuel Auth...		1243 · Custom...	646.03		2,461.91
Payment	04/18/2017	Batch ...	Fort Cobb Fuel Auth...		1243 · Custom...	628.85		3,090.76
Check	04/21/2017	695	Bank 7	Transfer	1107 · Checkin...		2,500.00	590.76
Payment	04/21/2017	Batch ...	Fort Cobb Fuel Auth...		1243 · Custom...	199.97		790.73
Payment	04/24/2017	Batch ...	Fort Cobb Fuel Auth...		1243 · Custom...	205.00		995.73
Payment	04/25/2017	Batch ...	Fort Cobb Fuel Auth...		1243 · Custom...	347.67		1,343.40
Payment	04/26/2017	Batch ...	Fort Cobb Fuel Auth...		1243 · Custom...	101.62		1,445.02
Check	04/27/2017	696	Bank 7	Transfer	1107 · Checkin...		1,000.00	445.02
Payment	05/03/2017	Batch ...	Fort Cobb Fuel Auth...		1243 · Custom...	78.91		523.93
Payment	05/03/2017	Batch ...	Fort Cobb Fuel Auth...		1243 · Custom...	87.10		611.03
Payment	05/08/2017	Batch ...	Fort Cobb Fuel Auth...		1243 · Custom...	789.75		1,400.78
Payment	05/09/2017	Batch ...	Fort Cobb Fuel Auth...		1243 · Custom...	1,167.20		2,567.98
Check	05/11/2017	697	Bank 7	Transfer	1107 · Checkin...		2,000.00	567.98
Payment	05/11/2017	Batch ...	Fort Cobb Fuel Auth...		1243 · Custom...	448.10		1,016.08
Payment	05/12/2017	Batch ...	Fort Cobb Fuel Auth...		1243 · Custom...	226.94		1,243.02
Payment	05/15/2017	Batch ...	Fort Cobb Fuel Auth...		1243 · Custom...	243.72		1,486.74
Payment	05/17/2017	Batch ...	Fort Cobb Fuel Auth...		1243 · Custom...	677.93		2,164.67
Payment	05/19/2017	Batch ...	Fort Cobb Fuel Auth...		1243 · Custom...	325.48		2,490.15
Payment	05/22/2017	Batch ...	Fort Cobb Fuel Auth...		1243 · Custom...	261.07		2,751.22
Check	05/23/2017	698	Bank 7	Transfer	1107 · Checkin...		2,000.00	751.22
Payment	05/25/2017	Batch ...	Fort Cobb Fuel Auth...		1243 · Custom...	270.95		1,022.17
Payment	06/08/2017	Batch ...	Fort Cobb Fuel Auth...		1243 · Custom...	126.57		1,148.74
Payment	06/08/2017	Batch ...	Fort Cobb Fuel Auth...		1243 · Custom...	427.05		1,575.79

Fort Cobb Fuel Authority
General Ledger
As of December 31, 2017

Type	Date	Num	Name	Memo	Split	Debit	Credit	Balance
Deposit	06/08/2017			Deposit	-SPLIT-	200.00		1,775.79
Payment	06/09/2017	Batch ...	Fort Cobb Fuel Auth...		1243 · Custom...	187.70		1,963.49
Payment	06/12/2017	Batch ...	Fort Cobb Fuel Auth...		1243 · Custom...	116.49		2,079.98
Payment	06/12/2017	Batch ...	Fort Cobb Fuel Auth...		1243 · Custom...	112.10		2,192.08
Check	06/13/2017	699	Bank 7	Transfer	1107 · Checkin...		1,500.00	692.08
Payment	06/14/2017	Batch ...	Fort Cobb Fuel Auth...		1243 · Custom...	180.57		872.65
Payment	06/14/2017	Batch ...	Fort Cobb Fuel Auth...		1243 · Custom...	233.28		1,105.93
Payment	06/15/2017	Batch ...	Fort Cobb Fuel Auth...		1243 · Custom...	153.98		1,259.91
Payment	06/16/2017	Bstch ...	Fort Cobb Fuel Auth...		1243 · Custom...	583.03		1,842.94
Payment	06/19/2017	Batch ...	Fort Cobb Fuel Auth...		1243 · Custom...	128.67		1,971.61
Payment	06/20/2017	Batch ...	Fort Cobb Fuel Auth...		1243 · Custom...	519.49		2,491.10
Payment	06/22/2017	Batch ...	Fort Cobb Fuel Auth...		1243 · Custom...	423.33		2,914.43
Check	06/23/2017	700	Bank 7	Transfer	1107 · Checkin...		2,000.00	914.43
Payment	06/26/2017	Batch ...	Fort Cobb Fuel Auth...		1243 · Custom...	31.49		945.92
Payment	06/29/2017	Batch ...	Fort Cobb Fuel Auth...		1243 · Custom...	31.49		977.41
Payment	06/30/2017	Batch ...	Fort Cobb Fuel Auth...		1243 · Custom...	23.57		1,000.98
Payment	07/03/2017	Batch ...	Fort Cobb Fuel Auth...		1243 · Custom...	23.00		1,023.98
Payment	07/03/2017	Batch ...	Fort Cobb Fuel Auth...		1243 · Custom...	175.45		1,199.43
Payment	07/05/2017	Batch ...	Fort Cobb Fuel Auth...		1243 · Custom...	49.42		1,248.85
Payment	07/05/2017	Batch ...	Fort Cobb Fuel Auth...		1243 · Custom...	51.90		1,300.75
Payment	07/06/2017	Batch ...	Fort Cobb Fuel Auth...		1243 · Custom...	238.01		1,538.76
Check	07/07/2017	701	Bank 7	Transfer	1107 · Checkin...		1,000.00	538.76
Payment	07/10/2017	Batch ...	Fort Cobb Fuel Auth...		1243 · Custom...	31.20		569.96
Payment	07/10/2017	Batch ...	Fort Cobb Fuel Auth...		1243 · Custom...	357.94		927.90
Payment	07/10/2017	Batch ...	Fort Cobb Fuel Auth...		1243 · Custom...	368.52		1,296.42
Payment	07/11/2017	Batch ...	Fort Cobb Fuel Auth...		1243 · Custom...	176.07		1,472.49
Payment	07/12/2017	Batch ...	Fort Cobb Fuel Auth...		1243 · Custom...	136.34		1,608.83
Check	07/12/2017	702	Bank 7	Transfer	1107 · Checkin...		1,000.00	608.83
Payment	07/13/2017	Batch ...	Fort Cobb Fuel Auth...		1243 · Custom...	50.00		658.83
Payment	07/14/2017	Batch ...	Fort Cobb Fuel Auth...		1243 · Custom...	452.25		1,111.08
Payment	07/17/2017	batch ...	Fort Cobb Fuel Auth...		1243 · Custom...	31.37		1,142.45
Payment	07/17/2017	Batch ...	Fort Cobb Fuel Auth...		1243 · Custom...	378.54		1,520.99
Payment	07/19/2017	Batch ...	Fort Cobb Fuel Auth...		1243 · Custom...	314.05		1,835.04
Payment	07/20/2017	Batch ...	Fort Cobb Fuel Auth...		1243 · Custom...	224.42		2,059.46
Check	07/21/2017	703	Bank 7	Transfer	1107 · Checkin...		1,500.00	559.46
Payment	07/21/2017	Batch ...	Fort Cobb Fuel Auth...		1243 · Custom...	120.00		679.46
Payment	07/24/2017	Batch ...	Fort Cobb Fuel Auth...		1243 · Custom...	50.00		729.46
Payment	07/24/2017	Batch ...	Fort Cobb Fuel Auth...		1243 · Custom...	39.27		768.73
Payment	07/25/2017	Batch ...	Fort Cobb Fuel Auth...		1243 · Custom...	27.41		796.14
Payment	07/25/2017	Batch ...	Fort Cobb Fuel Auth...		1243 · Custom...	27.47		823.61
Payment	07/31/2017	Batch ...	Fort Cobb Fuel Auth...		1243 · Custom...	42.00		865.61
Payment	08/03/2017	Batch ...	Fort Cobb Fuel Auth...		1243 · Custom...	23.51		889.12
Payment	08/07/2017	Batch ...	Fort Cobb Fuel Auth...		1243 · Custom...	27.41		916.53
Payment	08/07/2017	Batch ...	Fort Cobb Fuel Auth...		1243 · Custom...	185.59		1,102.12
Payment	08/08/2017	Batch ...	Fort Cobb Fuel Auth...		1243 · Custom...	62.73		1,164.85
Payment	08/09/2017	Batch ...	Fort Cobb Fuel Auth...		1243 · Custom...	187.09		1,351.94
Payment	08/09/2017	Batch ...	Fort Cobb Fuel Auth...		1243 · Custom...	359.81		1,711.75
Check	08/09/2017	704	Bank 7	Transfer	1107 · Checkin...		1,000.00	711.75
Payment	08/10/2017	Batch ...	Fort Cobb Fuel Auth...		1243 · Custom...	298.09		1,009.84

Fort Cobb Fuel Authority
General Ledger
As of December 31, 2017

Type	Date	Num	Name	Memo	Split	Debit	Credit	Balance
Payment	08/14/2017	Batch ...	Fort Cobb Fuel Auth...		1243 · Custom...	74.26		1,084.10
Payment	08/14/2017	Batch ...	Fort Cobb Fuel Auth...		1243 · Custom...	120.30		1,204.40
Payment	08/14/2017	Batch ...	Fort Cobb Fuel Auth...		1243 · Custom...	137.30		1,341.70
Payment	08/16/2017	Batch ...	Fort Cobb Fuel Auth...		1243 · Custom...	80.75		1,422.45
Payment	08/17/2017	Batch ...	Fort Cobb Fuel Auth...		1243 · Custom...	45.36		1,467.81
Payment	08/18/2017	Batch ...	Fort Cobb Fuel Auth...		1243 · Custom...	602.40		2,070.21
Payment	08/21/2017	Batch ...	Fort Cobb Fuel Auth...		1243 · Custom...	19.51		2,089.72
Payment	08/21/2017	Batch ...	Fort Cobb Fuel Auth...		1243 · Custom...	224.33		2,314.05
Check	08/21/2017	705	Bank 7	Transfer	1107 · Checkin...		2,000.00	314.05
Payment	08/23/2017	Batch ...	Fort Cobb Fuel Auth...		1243 · Custom...	54.91		368.96
Payment	08/23/2017	Batch ...	Fort Cobb Fuel Auth...		1243 · Custom...	30.00		398.96
Payment	08/24/2017	Batch ...	Fort Cobb Fuel Auth...		1243 · Custom...	41.41		440.37
Payment	08/25/2017	Batch ...	Fort Cobb Fuel Auth...		1243 · Custom...	81.49		521.86
Payment	08/29/2017	Batch ...	Fort Cobb Fuel Auth...		1243 · Custom...	45.00		566.86
Payment	08/31/2017	Batch ...	Fort Cobb Fuel Auth...		1243 · Custom...	57.84		624.70
Payment	09/05/2017	Batch ...	Fort Cobb Fuel Auth...		1243 · Custom...	84.25		708.95
Payment	09/06/2017	Batch ...	Fort Cobb Fuel Auth...		1243 · Custom...	23.99		732.94
Payment	09/07/2017	Batch ...	Fort Cobb Fuel Auth...		1243 · Custom...	90.28		823.22
Payment	09/07/2017	Batch ...	Fort Cobb Fuel Auth...		1243 · Custom...	342.31		1,165.53
Payment	09/08/2017	Batch ...	Fort Cobb Fuel Auth...		1243 · Custom...	252.76		1,418.29
Payment	09/11/2017	Batch ...	Fort Cobb Fuel Auth...		1243 · Custom...	19.02		1,437.31
Payment	09/11/2017	Batch ...	Fort Cobb Fuel Auth...		1243 · Custom...	104.02		1,541.33
Payment	09/12/2017	Batch ...	Fort Cobb Fuel Auth...		1243 · Custom...	174.78		1,716.11
Payment	09/14/2017	Batch ...	Fort Cobb Fuel Auth...		1243 · Custom...	68.93		1,785.04
Payment	09/15/2017	Batch ...	Fort Cobb Fuel Auth...		1243 · Custom...	227.02		2,012.06
Payment	09/18/2017	Batch ...	Fort Cobb Fuel Auth...		1243 · Custom...	66.79		2,078.85
Payment	09/19/2017	Batch ...	Fort Cobb Fuel Auth...		1243 · Custom...	79.75		2,158.60
Payment	09/19/2017	Batch ...	Fort Cobb Fuel Auth...		1243 · Custom...	787.28		2,945.88
Payment	09/20/2017	Batch ...	Fort Cobb Fuel Auth...		1243 · Custom...	23.46		2,969.34
Payment	09/21/2017	Batch ...	Fort Cobb Fuel Auth...		1243 · Custom...	179.26		3,148.60
Check	09/21/2017	706	Bank 7	Transfer	1107 · Checkin...		2,500.00	648.60
Payment	09/22/2017	Batch ...	Fort Cobb Fuel Auth...		1243 · Custom...	132.94		781.54
Payment	09/25/2017	Batch ...	Fort Cobb Fuel Auth...		1243 · Custom...	55.53		837.07
Payment	09/27/2017	Batch ...	Fort Cobb Fuel Auth...		1243 · Custom...	111.36		948.43
Payment	09/28/2017	Batch ...	Fort Cobb Fuel Auth...		1243 · Custom...	19.87		968.30
Payment	10/02/2017	Batch ...	Fort Cobb Fuel Auth...		1243 · Custom...	50.00		1,018.30
Deposit	10/03/2017			Deposit	-SPLIT-	200.00		1,218.30
Payment	10/06/2017	Batch ...	Fort Cobb Fuel Auth...		1243 · Custom...	320.21		1,538.51
Payment	10/09/2017	Batch ...	Fort Cobb Fuel Auth...		1243 · Custom...	233.25		1,771.76
Payment	10/11/2017	Batch ...	Fort Cobb Fuel Auth...		1243 · Custom...	185.16		1,956.92
Payment	10/12/2017	Batch ...	Fort Cobb Fuel Auth...		1243 · Custom...	196.73		2,153.65
Payment	10/13/2017	Batch ...	Fort Cobb Fuel Auth...		1243 · Custom...	49.51		2,203.16
Payment	10/16/2017	Batch ...	Fort Cobb Fuel Auth...		1243 · Custom...	414.80		2,617.96
Deposit	10/16/2017			Deposit	-SPLIT-	200.00		2,817.96
Check	10/17/2017	707	Bank 7	Transfer	1107 · Checkin...		2,000.00	817.96
Payment	10/17/2017	Batch ...	Fort Cobb Fuel Auth...		1243 · Custom...	111.99		929.95
Payment	10/18/2017	Batch ...	Fort Cobb Fuel Auth...		1243 · Custom...	380.75		1,310.70
Payment	10/18/2017	Batch ...	Fort Cobb Fuel Auth...		1243 · Custom...	645.24		1,955.94
Payment	10/19/2017	Batch ...	Fort Cobb Fuel Auth...		1243 · Custom...	23.43		1,979.37

Fort Cobb Fuel Authority
General Ledger
As of December 31, 2017

Type	Date	Num	Name	Memo	Split	Debit	Credit	Balance
Payment	10/23/2017	Batch ...	Fort Cobb Fuel Auth...		1243 · Custom...	233.99		2,213.36
Payment	10/24/2017	Batch ...	Fort Cobb Fuel Auth...		1243 · Custom...	74.76		2,288.12
Payment	10/26/2017	Batch ...	Fort Cobb Fuel Auth...		1243 · Custom...	23.43		2,311.55
Check	10/27/2017	708	Bank 7	Transfer	1107 · Checkin...		2,000.00	311.55
Deposit	11/02/2017			Deposit	-SPLIT-	200.00		511.55
Payment	11/03/2017	Batch ...	Fort Cobb Fuel Auth...		1243 · Custom...	137.78		649.33
Payment	11/07/2017	Batch ...	Fort Cobb Fuel Auth...		1243 · Custom...	266.69		916.02
Payment	11/07/2017	Batch ...	Fort Cobb Fuel Auth...		1243 · Custom...	364.15		1,280.17
Deposit	11/07/2017			Deposit	-SPLIT-	200.00		1,480.17
Payment	11/08/2017	Batch ...	Fort Cobb Fuel Auth...		1243 · Custom...	214.33		1,694.50
Payment	11/09/2017	Batch ...	Fort Cobb Fuel Auth...		1243 · Custom...	350.15		2,044.65
Payment	11/13/2017	Batch ...	Fort Cobb Fuel Auth...		1243 · Custom...	481.93		2,526.58
Payment	11/16/2017	Batch ...	Fort Cobb Fuel Auth...		1243 · Custom...	41.18		2,567.76
Payment	11/16/2017	Batch ...	Fort Cobb Fuel Auth...		1243 · Custom...	249.84		2,817.60
Payment	11/20/2017	Batch ...	Fort Cobb Fuel Auth...		1243 · Custom...	92.41		2,910.01
Payment	11/20/2017	Batch ...	Fort Cobb Fuel Auth...		1243 · Custom...	301.70		3,211.71
Payment	11/21/2017	Batch ...	Fort Cobb Fuel Auth...		1243 · Custom...	194.93		3,406.64
Payment	11/22/2017	Batch ...	Fort Cobb Fuel Auth...		1243 · Custom...	285.08		3,691.72
Payment	11/28/2017	Batch ...	Fort Cobb Fuel Auth...		1243 · Custom...	69.30		3,761.02
Payment	11/28/2017	Batch ...	Fort Cobb Fuel Auth...		1243 · Custom...	116.43		3,877.45
Payment	12/05/2017	Batch ...	Fort Cobb Fuel Auth...		1243 · Custom...	980.89		4,858.34
Payment	12/05/2017	Batch ...	Fort Cobb Fuel Auth...		1243 · Custom...	59.09		4,917.43
Payment	12/06/2017	Batch ...	Fort Cobb Fuel Auth...		1243 · Custom...	466.89		5,384.32
Payment	12/08/2017	Batch ...	Fort Cobb Fuel Auth...		1243 · Custom...	321.06		5,705.38
Payment	12/08/2017	Batch ...	Fort Cobb Fuel Auth...		1243 · Custom...	351.67		6,057.05
Deposit	12/08/2017			Deposit	-SPLIT-	200.00		6,257.05
Payment	12/11/2017	Batch ...	Fort Cobb Fuel Auth...		1243 · Custom...	302.39		6,559.44
Payment	12/12/2017	Batch ...	Fort Cobb Fuel Auth...		1243 · Custom...	503.73		7,063.17
Payment	12/13/2017	Batch ...	Fort Cobb Fuel Auth...		1243 · Custom...	193.59		7,256.76
Payment	12/14/2017	Batch ...	Fort Cobb Fuel Auth...		1243 · Custom...	171.37		7,428.13
Check	12/14/2017	709	Bank 7	Transfer	1107 · Checkin...		6,000.00	1,428.13
Payment	12/15/2017	Batch ...	Fort Cobb Fuel Auth...		1243 · Custom...	144.29		1,572.42
Payment	12/18/2017	Batch ...	Fort Cobb Fuel Auth...		1243 · Custom...	96.80		1,669.22
Payment	12/18/2017	batch ...	Fort Cobb Fuel Auth...		1243 · Custom...	115.56		1,784.78
Payment	12/19/2017	Batch ...	Fort Cobb Fuel Auth...		1243 · Custom...	615.13		2,399.91
Payment	12/20/2017	Batch ...	Fort Cobb Fuel Auth...		1243 · Custom...	268.18		2,668.09
Payment	12/21/2017	Batch ...	Fort Cobb Fuel Auth...		1243 · Custom...	295.13		2,963.22
Payment	12/26/2017	Batch ...	Fort Cobb Fuel Auth...		1243 · Custom...	59.27		3,022.49
Payment	12/26/2017	Batch ...	Fort Cobb Fuel Auth...		1243 · Custom...	106.96		3,129.45
Payment	12/27/2017	Batch ...	Fort Cobb Fuel Auth...		1243 · Custom...	31.30		3,160.75
Check	12/28/2017	710	Bank 7	Transfer	1107 · Checkin...		2,500.00	660.75
Total 1121 · Deposit - First State Bank						63,418.09	63,500.00	660.75

Fort Cobb Fuel Authority
General Ledger
As of December 31, 2017

Type	Date	Num	Name	Memo	Split	Debit	Credit	Balance
1122 · Deposit - Bank of Hydro								508.73
Payment	01/03/2017	Batch 1	Fort Cobb Fuel Auth...		1243 · Custom...	83.50		592.23
Deposit	01/03/2017			Deposit	-SPLIT-	200.00		792.23
Payment	01/04/2017	Batch 2	Fort Cobb Fuel Auth...		1243 · Custom...	45.51		837.74
Payment	01/05/2017	Batch 3	Fort Cobb Fuel Auth...		1243 · Custom...	190.88		1,028.62
Payment	01/06/2017	Batch 4	Fort Cobb Fuel Auth...		1243 · Custom...	100.00		1,128.62
Payment	01/09/2017	Batch 5	Fort Cobb Fuel Auth...		1243 · Custom...	6.00		1,134.62
Payment	01/10/2017	Batch 6	Fort Cobb Fuel Auth...		1243 · Custom...	392.36		1,526.98
Payment	01/11/2017	Batch 7	Fort Cobb Fuel Auth...		1243 · Custom...	121.23		1,648.21
Payment	01/11/2017	Batch 7	Fort Cobb Fuel Auth...		1243 · Custom...	253.08		1,901.29
Payment	01/12/2017	Batch 8	Fort Cobb Fuel Auth...		1243 · Custom...	262.62		2,163.91
Check	01/13/2017	461	Bank 7	Transfer	1107 · Checkin...		1,500.00	663.91
Payment	01/17/2017	Batch ...	Fort Cobb Fuel Auth...		1243 · Custom...	160.00		823.91
Payment	01/18/2017	Batch ...	Fort Cobb Fuel Auth...		1243 · Custom...	196.17		1,020.08
Payment	01/19/2017	Batch ...	Fort Cobb Fuel Auth...		1243 · Custom...	1,171.90		2,191.98
Payment	01/23/2017	Batch ...	Fort Cobb Fuel Auth...		1243 · Custom...	162.36		2,354.34
Payment	01/24/2017	Batch ...	Fort Cobb Fuel Auth...		1243 · Custom...	545.78		2,900.12
Payment	01/25/2017	Batch ...	Fort Cobb Fuel Auth...		1243 · Custom...	530.88		3,431.00
Payment	01/26/2017	Batch ...	Fort Cobb Fuel Auth...		1243 · Custom...	70.35		3,501.35
Payment	01/27/2017	Batch ...	Fort Cobb Fuel Auth...		1243 · Custom...	172.13		3,673.48
Payment	01/31/2017	Batch ...	Fort Cobb Fuel Auth...		1243 · Custom...	60.00		3,733.48
Payment	02/01/2017	Batch ...	Fort Cobb Fuel Auth...		1243 · Custom...	134.89		3,868.37
Payment	02/02/2017	Batch ...	Fort Cobb Fuel Auth...		1243 · Custom...	240.00		4,108.37
Payment	02/03/2017	Batch ...	Fort Cobb Fuel Auth...		1243 · Custom...	154.96		4,263.33
Payment	02/06/2017	Batch ...	Fort Cobb Fuel Auth...		1243 · Custom...	462.48		4,725.81
Payment	02/07/2017	Batch ...	Fort Cobb Fuel Auth...		1243 · Custom...	469.00		5,194.81
Payment	02/08/2017	Batch ...	Fort Cobb Fuel Auth...		1243 · Custom...	387.93		5,582.74
Check	02/09/2017	462	Bank 7	Transfer	1107 · Checkin...		4,000.00	1,582.74
Payment	02/09/2017	Batch ...	Fort Cobb Fuel Auth...		1243 · Custom...	100.00		1,682.74
Payment	02/10/2017	Batch ...	Fort Cobb Fuel Auth...		1243 · Custom...	77.82		1,760.56
Payment	02/13/2017	Batch ...	Fort Cobb Fuel Auth...		1243 · Custom...	368.86		2,129.42
Payment	02/15/2017	Batch ...	Fort Cobb Fuel Auth...		1243 · Custom...	295.35		2,424.77
Payment	02/16/2017	Batch ...	Fort Cobb Fuel Auth...		1243 · Custom...	705.65		3,130.42
Payment	02/21/2017	Batch ...	Fort Cobb Fuel Auth...		1243 · Custom...	542.90		3,673.32
Payment	02/22/2017	Batch ...	Fort Cobb Fuel Auth...		1243 · Custom...	594.43		4,267.75
Deposit	02/22/2017			Deposit	488 · Penalties...	50.00		4,317.75
Payment	02/23/2017	Batch ...	Fort Cobb Fuel Auth...		1243 · Custom...	175.00		4,492.75
Deposit	02/23/2017			Deposit	488 · Penalties...	25.00		4,517.75
Payment	02/24/2017	Batch ...	Fort Cobb Fuel Auth...		1243 · Custom...	232.06		4,749.81
Payment	02/27/2017	Batch ...	Fort Cobb Fuel Auth...		1243 · Custom...	117.04		4,866.85
Payment	02/27/2017	Batch ...	Fort Cobb Fuel Auth...		1243 · Custom...	610.31		5,477.16
Payment	02/28/2017	Batch ...	Fort Cobb Fuel Auth...		1243 · Custom...	208.95		5,686.11
Payment	03/01/2017	Batch ...	Fort Cobb Fuel Auth...		1243 · Custom...	226.67		5,912.78
Payment	03/06/2017	Batch ...	Fort Cobb Fuel Auth...		1243 · Custom...	347.08		6,259.86
Check	03/06/2017	463	Bank 7	Transfer	1107 · Checkin...		5,000.00	1,259.86
Payment	03/07/2017	Batch ...	Fort Cobb Fuel Auth...		1243 · Custom...	320.87		1,580.73
Payment	03/08/2017	Batch ...	Fort Cobb Fuel Auth...		1243 · Custom...	265.75		1,846.48
Payment	03/10/2017	Batch ...	Fort Cobb Fuel Auth...		1243 · Custom...	19.51		1,865.99
Check	03/13/2017	464	Bank 7	Transfer	1107 · Checkin...		1,000.00	865.99

Fort Cobb Fuel Authority
General Ledger
As of December 31, 2017

Type	Date	Num	Name	Memo	Split	Debit	Credit	Balance
Payment	03/14/2017	Batch ...	Fort Cobb Fuel Auth...		1243 · Custom...	831.93		1,697.92
Payment	03/15/2017	Batch ...	Fort Cobb Fuel Auth...		1243 · Custom...	396.74		2,094.66
Payment	03/16/2017	Batch ...	Fort Cobb Fuel Auth...		1243 · Custom...	100.00		2,194.66
Check	03/17/2017	465	Bank 7	Transfer	1107 · Checkin...		1,500.00	694.66
Payment	03/17/2017	Batch ...	Fort Cobb Fuel Auth...		1243 · Custom...	67.64		762.30
Payment	03/20/2017	Batch ...	Fort Cobb Fuel Auth...		1243 · Custom...	100.00		862.30
Payment	03/21/2017	Batch ...	Fort Cobb Fuel Auth...		1243 · Custom...	100.00		962.30
Payment	03/24/2017	Batch ...	Fort Cobb Fuel Auth...		1243 · Custom...	143.77		1,106.07
Payment	03/24/2017	Batch ...	Fort Cobb Fuel Auth...		1243 · Custom...	246.87		1,352.94
Payment	03/27/2017	Batch ...	Fort Cobb Fuel Auth...		1243 · Custom...	427.42		1,780.36
Payment	03/28/2017	Batch ...	Fort Cobb Fuel Auth...		1243 · Custom...	693.89		2,474.25
Deposit	03/28/2017			Deposit	488 · Penalties...	50.00		2,524.25
Payment	03/29/2017	Batch ...	Fort Cobb Fuel Auth...		1243 · Custom...	142.82		2,667.07
Payment	03/31/2017	Batch ...	Fort Cobb Fuel Auth...		1243 · Custom...	537.58		3,204.65
Deposit	03/31/2017			Deposit	-SPLIT-	75.00		3,279.65
Check	04/04/2017	466	Bank 7	Transfer	1107 · Checkin...		2,500.00	779.65
Payment	04/04/2017	Batch ...	Fort Cobb Fuel Auth...		1243 · Custom...	145.00		924.65
Payment	04/05/2017	Batch ...	Fort Cobb Fuel Auth...		1243 · Custom...	185.43		1,110.08
Payment	04/06/2017	Batch ...	Fort Cobb Fuel Auth...		1243 · Custom...	284.86		1,394.94
Payment	04/07/2017	Batch ...	Fort Cobb Fuel Auth...		1243 · Custom...	100.00		1,494.94
Payment	04/10/2017	Batch ...	Fort Cobb Fuel Auth...		1243 · Custom...	440.88		1,935.82
Payment	04/11/2017	Batch ...	Fort Cobb Fuel Auth...		1243 · Custom...	665.85		2,601.67
Payment	04/12/2017	Batch ...	Fort Cobb Fuel Auth...		1243 · Custom...	1,119.51		3,721.18
Check	04/12/2017	467	Bank 7	Transfer	1107 · Checkin...		2,500.00	1,221.18
Payment	04/13/2017	Batch ...	Fort Cobb Fuel Auth...		1243 · Custom...	34.45		1,255.63
Payment	04/18/2017	Batch ...	Fort Cobb Fuel Auth...		1243 · Custom...	74.99		1,330.62
Payment	04/20/2017	Batch ...	Fort Cobb Fuel Auth...		1243 · Custom...	159.87		1,490.49
Check	04/21/2017	468	Bank 7	Transfer	1107 · Checkin...		1,000.00	490.49
Payment	04/21/2017	Batch ...	Fort Cobb Fuel Auth...		1243 · Custom...	41.05		531.54
Payment	04/21/2017	Batch ...	Fort Cobb Fuel Auth...		1243 · Custom...	273.35		804.89
Payment	04/24/2017	Batch ...	Fort Cobb Fuel Auth...		1243 · Custom...	399.23		1,204.12
Payment	04/25/2017	Batch ...	Fort Cobb Fuel Auth...		1243 · Custom...	180.68		1,384.80
Payment	04/26/2017	Batch ...	Fort Cobb Fuel Auth...		1243 · Custom...	209.78		1,594.58
Payment	04/27/2017	Batch ...	Fort Cobb Fuel Auth...		1243 · Custom...	246.61		1,841.19
Check	04/27/2017	469	Bank 7	Transfer	1107 · Checkin...		1,000.00	841.19
Payment	04/28/2017	Batch ...	Fort Cobb Fuel Auth...		1243 · Custom...	133.72		974.91
Payment	05/01/2017	Batch ...	Fort Cobb Fuel Auth...		1243 · Custom...	187.35		1,162.26
Deposit	05/04/2017			Deposit	-SPLIT-	200.00		1,362.26
Payment	05/05/2017	87 Bat...	Fort Cobb Fuel Auth...		1243 · Custom...	139.02		1,501.28
Payment	05/08/2017	Batch ...	Fort Cobb Fuel Auth...		1243 · Custom...	110.31		1,611.59
Payment	05/09/2017	Batch ...	Fort Cobb Fuel Auth...		1243 · Custom...	200.17		1,811.76
Payment	05/09/2017	Batch ...	Fort Cobb Fuel Auth...		1243 · Custom...	0.08		1,811.84
Check	05/11/2017	470	Bank 7	Transfer	1107 · Checkin...		1,000.00	811.84
Payment	05/11/2017	Batch ...	Fort Cobb Fuel Auth...		1243 · Custom...	185.01		996.85
Payment	05/12/2017	Batch ...	Fort Cobb Fuel Auth...		1243 · Custom...	25.31		1,022.16
Payment	05/15/2017	Batch ...	Fort Cobb Fuel Auth...		1243 · Custom...	231.89		1,254.05
Payment	05/16/2017	Batch ...	Fort Cobb Fuel Auth...		1243 · Custom...	341.95		1,596.00
Payment	05/17/2017	Batch ...	Fort Cobb Fuel Auth...		1243 · Custom...	66.83		1,662.83
Payment	05/22/2017	Batch ...	Fort Cobb Fuel Auth...		1243 · Custom...	173.10		1,835.93

Fort Cobb Fuel Authority
General Ledger
As of December 31, 2017

Type	Date	Num	Name	Memo	Split	Debit	Credit	Balance
Payment	05/23/2017	Batch ...	Fort Cobb Fuel Auth...		1243 · Custom...	288.25		2,124.18
Check	05/23/2017	471	Bank 7	Transfer	1107 · Checkin...		1,500.00	624.18
Payment	05/24/2017	Batch ...	Fort Cobb Fuel Auth...		1243 · Custom...	64.74		688.92
Payment	05/25/2017	Batch ...	Fort Cobb Fuel Auth...		1243 · Custom...	102.36		791.28
Payment	05/26/2017	Batch ...	Fort Cobb Fuel Auth...		1243 · Custom...	96.10		887.38
Payment	05/30/2017	Batch ...	Fort Cobb Fuel Auth...		1243 · Custom...	242.09		1,129.47
Payment	06/01/2017	Batch ...	Fort Cobb Fuel Auth...		1243 · Custom...	26.98		1,156.45
Payment	06/02/2017	Batch ...	Fort Cobb Fuel Auth...		1243 · Custom...	46.89		1,203.34
Payment	06/06/2017	Batch ...	Fort Cobb Fuel Auth...		1243 · Custom...	300.00		1,503.34
Payment	06/07/2017	Batch ...	Fort Cobb Fuel Auth...		1243 · Custom...	39.93		1,543.27
Payment	06/09/2017	Batch ...	Fort Cobb Fuel Auth...		1243 · Custom...	80.05		1,623.32
Payment	06/12/2017	Batch ...	Fort Cobb Fuel Auth...		1243 · Custom...	93.29		1,716.61
Check	06/13/2017	472	Bank 7	Transfer	1107 · Checkin...		1,000.00	716.61
Payment	06/14/2017	Batch ...	Fort Cobb Fuel Auth...		1243 · Custom...	267.15		983.76
Payment	06/15/2017	Batch ...	Fort Cobb Fuel Auth...		1243 · Custom...	171.87		1,155.63
Payment	06/16/2017	Batch ...	Fort Cobb Fuel Auth...		1243 · Custom...	65.64		1,221.27
Payment	06/19/2017	Batch ...	Fort Cobb Fuel Auth...		1243 · Custom...	66.83		1,288.10
Payment	06/20/2017	Batch ...	Fort Cobb Fuel Auth...		1243 · Custom...	255.51		1,543.61
Payment	06/22/2017	Batch ...	Fort Cobb Fuel Auth...		1243 · Custom...	49.15		1,592.76
Payment	06/22/2017	Batch ...	Fort Cobb Fuel Auth...		1243 · Custom...	52.86		1,645.62
Check	06/23/2017	473	Bank 7	Transfer	1107 · Checkin...		1,500.00	145.62
Payment	06/26/2017	Batch ...	Fort Cobb Fuel Auth...		1243 · Custom...	472.53		618.15
Payment	06/29/2017	Batch ...	Fort Cobb Fuel Auth...		1243 · Custom...	269.20		887.35
Payment	06/30/2017	Batch ...	Fort Cobb Fuel Auth...		1243 · Custom...	19.51		906.86
Check	06/30/2017			Service Charge	903 · Custome...		5.00	901.86
Payment	07/05/2017	Batch ...	Fort Cobb Fuel Auth...		1243 · Custom...	19.80		921.66
Payment	07/06/2017	Batch ...	Fort Cobb Fuel Auth...		1243 · Custom...	82.48		1,004.14
Check	07/07/2017	474	Bank 7	Transfer	1107 · Checkin...		500.00	504.14
Payment	07/07/2017	Batch ...	Fort Cobb Fuel Auth...		1243 · Custom...	39.87		544.01
Payment	07/10/2017	Batch ...	Fort Cobb Fuel Auth...		1243 · Custom...	274.78		818.79
Payment	07/11/2017	Batch ...	Fort Cobb Fuel Auth...		1243 · Custom...	164.26		983.05
Payment	07/12/2017	Batch ...	Fort Cobb Fuel Auth...		1243 · Custom...	20.00		1,003.05
Payment	07/13/2017	Batch ...	Fort Cobb Fuel Auth...		1243 · Custom...	59.58		1,062.63
Payment	07/14/2017	Batch ...	Fort Cobb Fuel Auth...		1243 · Custom...	56.99		1,119.62
Payment	07/17/2017	Batch ...	Fort Cobb Fuel Auth...		1243 · Custom...	223.60		1,343.22
Payment	07/17/2017	Batch ...	Fort Cobb Fuel Auth...		1243 · Custom...	34.30		1,377.52
Payment	07/18/2017	Batch ...	Fort Cobb Fuel Auth...		1243 · Custom...	97.01		1,474.53
Check	07/21/2017	475	Bank 7	Transfer	1107 · Checkin...		1,250.00	224.53
Payment	07/21/2017	Batch ...	Fort Cobb Fuel Auth...		1243 · Custom...	126.90		351.43
Payment	07/24/2017	Batch ...	Fort Cobb Fuel Auth...		1243 · Custom...	118.16		469.59
Payment	07/25/2017	Batch ...	Fort Cobb Fuel Auth...		1243 · Custom...	17.51		487.10
Payment	07/25/2017	Batch ...	Fort Cobb Fuel Auth...		1243 · Custom...	178.50		665.60
Payment	07/26/2017	Batch ...	Fort Cobb Fuel Auth...		1243 · Custom...	84.55		750.15
Payment	07/27/2017	Batch ...	Fort Cobb Fuel Auth...		1243 · Custom...	55.15		805.30
Payment	07/31/2017	Batch ...	Fort Cobb Fuel Auth...		1243 · Custom...	83.98		889.28
Check	07/31/2017			Service Charge	903 · Custome...		5.00	884.28
Payment	08/01/2017	Batch ...	Fort Cobb Fuel Auth...		1243 · Custom...	19.51		903.79
Payment	08/02/2017	Batch ...	Fort Cobb Fuel Auth...		1243 · Custom...	461.72		1,365.51
Payment	08/04/2017	Batch ...	Fort Cobb Fuel Auth...		1243 · Custom...	92.26		1,457.77

Fort Cobb Fuel Authority
General Ledger
As of December 31, 2017

Type	Date	Num	Name	Memo	Split	Debit	Credit	Balance
Payment	08/07/2017	Batch ...	Fort Cobb Fuel Auth...		1243 · Custom...	94.99		1,552.76
Payment	08/09/2017	Batch ...	Fort Cobb Fuel Auth...		1243 · Custom...	19.51		1,572.27
Check	08/09/2017	476	Bank 7	Transfer	1107 · Checkin...		1,000.00	572.27
Payment	08/10/2017	Batch ...	Fort Cobb Fuel Auth...		1243 · Custom...	39.02		611.29
Payment	08/11/2017	Batch ...	Fort Cobb Fuel Auth...		1243 · Custom...	31.48		642.77
Payment	08/14/2017	Batch ...	Fort Cobb Fuel Auth...		1243 · Custom...	120.00		762.77
Payment	08/15/2017	Batch ...	Fort Cobb Fuel Auth...		1243 · Custom...	90.00		852.77
Payment	08/16/2017	Batch ...	Fort Cobb Fuel Auth...		1243 · Custom...	144.61		997.38
Payment	08/17/2017	Batch ...	Fort Cobb Fuel Auth...		1243 · Custom...	17.51		1,014.89
Payment	08/17/2017	Batch ...	Fort Cobb Fuel Auth...		1243 · Custom...	100.00		1,114.89
Payment	08/18/2017	Batch ...	Fort Cobb Fuel Auth...		1243 · Custom...	51.45		1,166.34
Payment	08/21/2017	Batch ...	Fort Cobb Fuel Auth...		1243 · Custom...	133.86		1,300.20
Check	08/21/2017	477	Bank 7	Transfer	1107 · Checkin...		1,000.00	300.20
Payment	08/22/2017	Batch ...	Fort Cobb Fuel Auth...		1243 · Custom...	34.35		334.55
Payment	08/24/2017	Batch ...	Fort Cobb Fuel Auth...		1243 · Custom...	122.15		456.70
Payment	08/25/2017	Batch ...	Fort Cobb Fuel Auth...		1243 · Custom...	113.75		570.45
Payment	08/25/2017	Batch ...	Fort Cobb Fuel Auth...		1243 · Custom...	50.00		620.45
Payment	08/28/2017	Batch ...	Fort Cobb Fuel Auth...		1243 · Custom...	95.80		716.25
Check	08/31/2017			Service Charge	903 · Custome...		5.00	711.25
Payment	09/01/2017	Batch ...	Fort Cobb Fuel Auth...		1243 · Custom...	102.76		814.01
Payment	09/06/2017	Batch ...	Fort Cobb Fuel Auth...		1243 · Custom...	67.49		881.50
Payment	09/07/2017	Batch ...	Fort Cobb Fuel Auth...		1243 · Custom...	20.00		901.50
Payment	09/08/2017	Batch ...	Fort Cobb Fuel Auth...		1243 · Custom...	184.86		1,086.36
Deposit	09/08/2017			Deposit	-SPLIT-	400.00		1,486.36
Payment	09/11/2017	Batch ...	Fort Cobb Fuel Auth...		1243 · Custom...	90.74		1,577.10
Payment	09/12/2017	Batch ...	Fort Cobb Fuel Auth...		1243 · Custom...	112.51		1,689.61
Payment	09/13/2017	Batch ...	Fort Cobb Fuel Auth...		1243 · Custom...	219.08		1,908.69
Payment	09/15/2017	Batch ...	Fort Cobb Fuel Auth...		1243 · Custom...	19.51		1,928.20
Payment	09/18/2017	Batch ...	Fort Cobb Fuel Auth...		1243 · Custom...	120.75		2,048.95
Payment	09/19/2017	Batch ...	Fort Cobb Fuel Auth...		1243 · Custom...	17.51		2,066.46
Payment	09/19/2017	Batch ...	Fort Cobb Fuel Auth...		1243 · Custom...	168.31		2,234.77
Payment	09/20/2017	Batch ...	Fort Cobb Fuel Auth...		1243 · Custom...	23.49		2,258.26
Check	09/21/2017	478	Bank 7	Transfer	1107 · Checkin...		2,000.00	258.26
Payment	09/22/2017	Batch ...	Fort Cobb Fuel Auth...		1243 · Custom...	30.60		288.86
Payment	09/25/2017	Batch ...	Fort Cobb Fuel Auth...		1243 · Custom...	53.80		342.66
Payment	09/26/2017	Batch ...	Fort Cobb Fuel Auth...		1243 · Custom...	202.69		545.35
Payment	09/27/2017	Batch ...	Fort Cobb Fuel Auth...		1243 · Custom...	75.41		620.76
Payment	09/28/2017	Batch ...	Fort Cobb Fuel Auth...		1243 · Custom...	100.00		720.76
Payment	09/29/2017	Batch ...	Fort Cobb Fuel Auth...		1243 · Custom...	70.80		791.56
Check	09/30/2017			Service Charge	903 · Custome...		5.00	786.56
Payment	10/03/2017	Batch ...	Fort Cobb Fuel Auth...		1243 · Custom...	99.94		886.50
Payment	10/04/2017	Batch ...	Fort Cobb Fuel Auth...		1243 · Custom...	47.49		933.99
Payment	10/05/2017	Batch ...	Fort Cobb Fuel Auth...		1243 · Custom...	81.85		1,015.84
Payment	10/06/2017	Batch ...	Fort Cobb Fuel Auth...		1243 · Custom...	100.00		1,115.84
Payment	10/10/2017	Batch ...	Fort Cobb Fuel Auth...		1243 · Custom...	37.51		1,153.35
Payment	10/12/2017	Batch ...	Fort Cobb Fuel Auth...		1243 · Custom...	70.57		1,223.92
Payment	10/13/2017	Batch ...	Fort Cobb Fuel Auth...		1243 · Custom...	47.42		1,271.34
Payment	10/17/2017	Batch ...	Fort Cobb Fuel Auth...		1243 · Custom...	194.09		1,465.43
Payment	10/18/2017	Batch ...	Fort Cobb Fuel Auth...		1243 · Custom...	30.54		1,495.97

Fort Cobb Fuel Authority
General Ledger
As of December 31, 2017

Type	Date	Num	Name	Memo	Split	Debit	Credit	Balance
Payment	10/19/2017	Batch ...	Fort Cobb Fuel Auth...		1243 · Custom...	72.94		1,568.91
Deposit	10/19/2017			Deposit	-SPLIT-	200.00		1,768.91
Payment	10/20/2017	Batch ...	Fort Cobb Fuel Auth...		1243 · Custom...	17.51		1,786.42
Payment	10/23/2017	Batch ...	Fort Cobb Fuel Auth...		1243 · Custom...	112.78		1,899.20
Payment	10/24/2017	Batch ...	Fort Cobb Fuel Auth...		1243 · Custom...	448.49		2,347.69
Payment	10/24/2017	Batch ...	Fort Cobb Fuel Auth...		1243 · Custom...	117.92		2,465.61
Deposit	10/24/2017			Deposit	-SPLIT-	200.00		2,665.61
Payment	10/26/2017	Batch ...	Fort Cobb Fuel Auth...		1243 · Custom...	247.65		2,913.26
Payment	10/27/2017	Batch ...	Fort Cobb Fuel Auth...		1243 · Custom...	100.00		3,013.26
Check	10/27/2017	479	Bank 7	Transfer	1107 · Checkin...		2,500.00	513.26
Payment	10/30/2017	Batch ...	Fort Cobb Fuel Auth...		1243 · Custom...	43.54		556.80
Payment	11/01/2017	Batch ...	Fort Cobb Fuel Auth...		1243 · Custom...	50.54		607.34
Deposit	11/02/2017			Deposit	-SPLIT-	500.00		1,107.34
Payment	11/03/2017	Batch ...	Fort Cobb Fuel Auth...		1243 · Custom...	58.46		1,165.80
Payment	11/06/2017	Batch ...	Fort Cobb Fuel Auth...		1243 · Custom...	253.15		1,418.95
Payment	11/07/2017	Batch ...	Fort Cobb Fuel Auth...		1243 · Custom...	188.40		1,607.35
Payment	11/10/2017	Batch ...	Fort Cobb Fuel Auth...		1243 · Custom...	63.33		1,670.68
Payment	11/13/2017	Batch ...	Fort Cobb Fuel Auth...		1243 · Custom...	17.51		1,688.19
Payment	11/13/2017	Batch ...	Fort Cobb Fuel Auth...		1243 · Custom...	168.98		1,857.17
Payment	11/14/2017	Batch ...	Fort Cobb Fuel Auth...		1243 · Custom...	95.72		1,952.89
Payment	11/16/2017	Batch ...	Fort Cobb Fuel Auth...		1243 · Custom...	70.00		2,022.89
Payment	11/17/2017	Batch ...	Fort Cobb Fuel Auth...		1243 · Custom...	247.82		2,270.71
Payment	11/17/2017	Batch ...	Fort Cobb Fuel Auth...		1243 · Custom...	393.78		2,664.49
Deposit	11/17/2017			Deposit	-SPLIT-	200.00		2,864.49
Payment	11/20/2017	Batch ...	Fort Cobb Fuel Auth...		1243 · Custom...	50.00		2,914.49
Payment	11/21/2017	Batch ...	Fort Cobb Fuel Auth...		1243 · Custom...	19.51		2,934.00
Payment	11/22/2017	Batch ...	Fort Cobb Fuel Auth...		1243 · Custom...	182.44		3,116.44
Payment	11/27/2017	Batch ...	Fort Cobb Fuel Auth...		1243 · Custom...	83.98		3,200.42
Payment	11/28/2017	Batch ...	Fort Cobb Fuel Auth...		1243 · Custom...	126.23		3,326.65
Payment	12/01/2017	Batch ...	Fort Cobb Fuel Auth...		1243 · Custom...	146.09		3,472.74
Payment	12/04/2017	Batch ...	Fort Cobb Fuel Auth...		1243 · Custom...	23.47		3,496.21
Payment	12/06/2017	Batch ...	Fort Cobb Fuel Auth...		1243 · Custom...	72.75		3,568.96
Payment	12/07/2017	Batch ...	Fort Cobb Fuel Auth...		1243 · Custom...	130.00		3,698.96
Payment	12/11/2017	Batch ...	Fort Cobb Fuel Auth...		1243 · Custom...	124.41		3,823.37
Payment	12/12/2017	Batch ...	Fort Cobb Fuel Auth...		1243 · Custom...	289.17		4,112.54
Payment	12/14/2017	Batch ...	Fort Cobb Fuel Auth...		1243 · Custom...	91.21		4,203.75
Check	12/14/2017	480	Bank 7	Transfer	1107 · Checkin...		3,000.00	1,203.75
Payment	12/15/2017	Batch ...	Fort Cobb Fuel Auth...		1243 · Custom...	141.33		1,345.08
Payment	12/18/2017	Batch ...	Fort Cobb Fuel Auth...		1243 · Custom...	37.89		1,382.97
Deposit	12/18/2017			Deposit	-SPLIT-	200.00		1,582.97
Payment	12/20/2017	Batch ...	Fort Cobb Fuel Auth...		1243 · Custom...	413.18		1,996.15
Payment	12/20/2017	Batch ...	Fort Cobb Fuel Auth...		1243 · Custom...	100.00		2,096.15
General Journal	12/20/2017	171220		Reverse uncl...	1243 · Custom...		100.00	1,996.15
Payment	12/21/2017	Batch ...	Fort Cobb Fuel Auth...		1243 · Custom...	397.04		2,393.19
Payment	12/26/2017	Batch ...	Fort Cobb Fuel Auth...		1243 · Custom...	359.05		2,752.24
Payment	12/26/2017	Batch ...	Fort Cobb Fuel Auth...		1243 · Custom...	25.58		2,777.82
Payment	12/28/2017	Batch ...	Fort Cobb Fuel Auth...		1243 · Custom...	121.61		2,899.43

Fort Cobb Fuel Authority
General Ledger
As of December 31, 2017

Type	Date	Num	Name	Memo	Split	Debit	Credit	Balance
Check	12/28/2017	481	Bank 7	Transfer	1107 · Checkin...		2,500.00	399.43
Payment	12/29/2017	Batch ...	Fort Cobb Fuel Auth...		1243 · Custom...	96.19		495.62
Total 1122 · Deposit - Bank of Hydro						38,856.89	38,870.00	495.62
1123 · Deposit - Legacy Bank checking								99.36
Transfer	01/13/2017			Funds Transfer	1181 · Money ...	6,000.00		6,099.36
Check	01/13/2017	5613	Bank 7	Transfer	1107 · Checkin...		6,000.00	99.36
Check	01/30/2017			Service Charge	903 · Custome...		7.50	91.86
Transfer	02/09/2017			Funds Transfer	1181 · Money ...	8,000.00		8,091.86
Check	02/09/2017	5614	Bank 7	Transfer	1107 · Checkin...		8,000.00	91.86
Check	02/28/2017			Service Charge	903 · Custome...		7.50	84.36
Transfer	03/06/2017			Funds Transfer	1181 · Money ...	7,000.00		7,084.36
Check	03/06/2017	5615	Bank 7	Transfer	1107 · Checkin...		7,000.00	84.36
Check	03/31/2017			Service Charge	903 · Custome...		7.50	76.86
Transfer	04/04/2017			Funds Transfer	1181 · Money ...	8,000.00		8,076.86
Check	04/04/2017	5616	Bank 7	Transfer	1107 · Checkin...		8,000.00	76.86
Transfer	04/27/2017			Funds Transfer	1181 · Money ...	4,000.00		4,076.86
Check	04/27/2017	5617	Bank 7	Transfer	1107 · Checkin...		4,000.00	76.86
Check	04/30/2017			Service Charge	903 · Custome...		7.50	69.36
Transfer	05/23/2017			Funds Transfer	1181 · Money ...	4,000.00		4,069.36
Check	05/23/2017	5618	Bank 7	Transfer	1107 · Checkin...		4,000.00	69.36
Check	05/31/2017			Service Charge	903 · Custome...		7.50	61.86
Check	06/30/2017			Service Charge	903 · Custome...		7.50	54.36
Transfer	07/07/2017			Funds Transfer	1181 · Money ...	6,000.00		6,054.36
Check	07/07/2017	5619	Bank 7	Transfer	1107 · Checkin...		6,000.00	54.36
Check	07/31/2017			Service Charge	903 · Custome...		7.50	46.86
Transfer	08/09/2017			Funds Transfer	1181 · Money ...	2,500.00		2,546.86
Check	08/09/2017	5620	Bank 7	Transfer	1107 · Checkin...		2,500.00	46.86
Check	08/31/2017			Service Charge	903 · Custome...		7.50	39.36
Transfer	09/05/2017			Funds Transfer	1181 · Money ...	2,500.00		2,539.36
Check	09/05/2017	5621	Bank 7	Transfer	1107 · Checkin...		2,500.00	39.36
Transfer	09/21/2017			Funds Transfer	1181 · Money ...	1,500.00		1,539.36
Check	09/21/2017	5622	Bank 7	Transfer	1107 · Checkin...		1,500.00	39.36
Check	09/30/2017			Service Charge	903 · Custome...		7.50	31.86
Transfer	10/17/2017			Funds Transfer	1181 · Money ...	2,000.00		2,031.86
Check	10/17/2017	5623	Bank 7	Transfer	1107 · Checkin...		2,000.00	31.86
Check	10/31/2017			Service Charge	903 · Custome...		7.50	24.36
Check	11/30/2017			Service Charge	903 · Custome...		7.50	16.86
Transfer	12/14/2017			Funds Transfer	1181 · Money ...	6,000.00		6,016.86
Check	12/14/2017	5624	Bank 7	Transfer	1107 · Checkin...		6,000.00	16.86
Check	12/29/2017			Service Charge	903 · Custome...		7.50	9.36
Total 1123 · Deposit - Legacy Bank checking						57,500.00	57,590.00	9.36
1124 · Deposit - Bank 2								0.00
Total 1124 · Deposit - Bank 2								0.00

Fort Cobb Fuel Authority
General Ledger
As of December 31, 2017

Type	Date	Num	Name	Memo	Split	Debit	Credit	Balance
1125 · Deposit - Ardmore Bank								1,657.34
Payment	01/05/2017	Batch 3	Fort Cobb Fuel Auth...		1243 · Custom...	1,145.57		2,802.91
Payment	01/10/2017	Batch 6	Fort Cobb Fuel Auth...		1243 · Custom...	2,887.45		5,690.36
Deposit	01/10/2017			Deposit	-SPLIT-	400.00		6,090.36
Payment	01/12/2017	Batch 8	Fort Cobb Fuel Auth...		1243 · Custom...	3,715.42		9,805.78
Check	01/13/2017	704	Bank 7	Transfer	1107 · Checkin...		9,000.00	805.78
Payment	01/17/2017	Batch ...	Fort Cobb Fuel Auth...		1243 · Custom...	2,341.16		3,146.94
Deposit	01/17/2017			Deposit	-SPLIT-	200.00		3,346.94
Payment	01/20/2017	Batch ...	Fort Cobb Fuel Auth...		1243 · Custom...	2,312.48		5,659.42
Payment	01/24/2017	Baseb...	Fort Cobb Fuel Auth...		1243 · Custom...	2,628.89		8,288.31
Payment	01/26/2017	Batch ...	Fort Cobb Fuel Auth...		1243 · Custom...	2,032.24		10,320.55
Check	01/31/2017			Service Charge	903 · Custome...		4.97	10,315.58
Payment	02/01/2017	Batch ...	Fort Cobb Fuel Auth...		1243 · Custom...	1,146.52		11,462.10
Payment	02/03/2017	Batch ...	Fort Cobb Fuel Auth...		1243 · Custom...	1,567.96		13,030.06
Deposit	02/03/2017			Deposit	-SPLIT-	200.00		13,230.06
Payment	02/06/2017	Batch ...	Fort Cobb Fuel Auth...		1243 · Custom...	2,754.37		15,984.43
Deposit	02/06/2017			Deposit	-SPLIT-	200.00		16,184.43
Payment	02/08/2017	Batch ...	Fort Cobb Fuel Auth...		1243 · Custom...	2,345.30		18,529.73
Check	02/09/2017	705	Bank 7	Transfer	1107 · Checkin...		17,000.00	1,529.73
Payment	02/14/2017	Batch ...	Fort Cobb Fuel Auth...		1243 · Custom...	3,552.65		5,082.38
Deposit	02/14/2017			Deposit	-SPLIT-	200.00		5,282.38
Payment	02/15/2017	Batch ...	Fort Cobb Fuel Auth...		1243 · Custom...	3,144.96		8,427.34
Payment	02/17/2017	Batch ...	Fort Cobb Fuel Auth...		1243 · Custom...	2,554.98		10,982.32
Payment	02/17/2017	Batch ...	Fort Cobb Fuel Auth...		1243 · Custom...	3,262.18		14,244.50
Payment	02/22/2017	Batch ...	Fort Cobb Fuel Auth...		1243 · Custom...	2,643.94		16,888.44
Payment	02/23/2017	Batch ...	Fort Cobb Fuel Auth...		1243 · Custom...	1,258.59		18,147.03
Payment	02/24/2017	Batch ...	Fort Cobb Fuel Auth...		1243 · Custom...	921.23		19,068.26
Payment	02/28/2017	Batch ...	Fort Cobb Fuel Auth...		1243 · Custom...	2,067.74		21,136.00
Payment	03/02/2017	Batch ...	Fort Cobb Fuel Auth...		1243 · Custom...	558.27		21,694.27
Check	03/06/2017	706	Bank 7	Transfer	1107 · Checkin...		21,000.00	694.27
Payment	03/07/2017	Batch ...	Fort Cobb Fuel Auth...		1243 · Custom...	2,711.56		3,405.83
Payment	03/09/2017	Batch ...	Fort Cobb Fuel Auth...		1243 · Custom...	1,616.72		5,022.55
Deposit	03/09/2017			Deposit	-SPLIT-	200.00		5,222.55
Payment	03/10/2017	Batch ...	Fort Cobb Fuel Auth...		1243 · Custom...	1,406.59		6,629.14
Check	03/13/2017	707	Bank 7	Transfer	1107 · Checkin...		5,000.00	1,629.14
Payment	03/14/2017	Batch ...	Fort Cobb Fuel Auth...		1243 · Custom...	2,446.35		4,075.49
Check	03/17/2017	708	Bank 7	Transfer	1107 · Checkin...		2,500.00	1,575.49
Payment	03/17/2017	Batch ...	Fort Cobb Fuel Auth...		1243 · Custom...	3,772.76		5,348.25
Payment	03/21/2017	Batch ...	Fort Cobb Fuel Auth...		1243 · Custom...	2,716.86		8,065.11
Check	03/22/2017	709	Bank 7	Transfer	1107 · Checkin...		5,000.00	3,065.11
Payment	03/23/2017	Batch ...	Fort Cobb Fuel Auth...		1243 · Custom...	1,732.27		4,797.38
Payment	03/28/2017	Batch ...	Fort Cobb Fuel Auth...		1243 · Custom...	796.40		5,593.78
Check	03/31/2017			Service Charge	903 · Custome...		2.90	5,590.88
Check	04/04/2017	710	Bank 7	Transfer	1107 · Checkin...		5,000.00	590.88
Payment	04/06/2017	Batch ...	Fort Cobb Fuel Auth...		1243 · Custom...	1,202.85		1,793.73
Payment	04/11/2017	Batch ...	Fort Cobb Fuel Auth...		1243 · Custom...	2,100.80		3,894.53
Check	04/12/2017	711	Bank 7	Transfer	1107 · Checkin...		3,000.00	894.53
Payment	04/13/2017	Batch ...	Fort Cobb Fuel Auth...		1243 · Custom...	2,694.20		3,588.73
Payment	04/18/2017	Batch ...	Fort Cobb Fuel Auth...		1243 · Custom...	1,964.98		5,553.71

Fort Cobb Fuel Authority
General Ledger
As of December 31, 2017

Type	Date	Num	Name	Memo	Split	Debit	Credit	Balance
Check	04/21/2017	712	Bank 7	Transfer	1107 · Checkin...		5,000.00	553.71
Payment	04/21/2017	Batch ...	Fort Cobb Fuel Auth...		1243 · Custom...	1,702.97		2,256.68
Payment	04/25/2017	Batch ...	Fort Cobb Fuel Auth...		1243 · Custom...	2,844.75		5,101.43
Check	04/27/2017	713	Bank 7	Transfer	1107 · Checkin...		4,000.00	1,101.43
Payment	04/28/2017	Batch ...	Fort Cobb Fuel Auth...		1243 · Custom...	710.00		1,811.43
Check	04/30/2017			Service Charge	903 · Custome...		6.62	1,804.81
Payment	05/03/2017	Batch ...	Fort Cobb Fuel Auth...		1243 · Custom...	397.65		2,202.46
Payment	05/08/2017	Batch ...	Fort Cobb Fuel Auth...		1243 · Custom...	1,288.61		3,491.07
Payment	05/10/2017	Batch ...	Fort Cobb Fuel Auth...		1243 · Custom...	1,191.29		4,682.36
Check	05/11/2017	714	Bank 7	Transfer	1107 · Checkin...		4,000.00	682.36
Payment	05/12/2017	Batch ...	Fort Cobb Fuel Auth...		1243 · Custom...	580.41		1,262.77
Payment	05/16/2017	Batch ...	Fort Cobb Fuel Auth...		1243 · Custom...	2,453.93		3,716.70
Deposit	05/16/2017			Deposit	-SPLIT-	200.00		3,916.70
Payment	05/17/2017	Batch ...	Fort Cobb Fuel Auth...		1243 · Custom...	793.51		4,710.21
Payment	05/22/2017	Batch ...	Fort Cobb Fuel Auth...		1243 · Custom...	862.79		5,573.00
Check	05/23/2017	715	Bank 7	Transfer	1107 · Checkin...		5,000.00	573.00
General Journal	05/24/2017	170603		Harland Clark...	903 · Custome...		57.45	515.55
Payment	05/25/2017	Batch ...	Fort Cobb Fuel Auth...		1243 · Custom...	1,712.94		2,228.49
Payment	05/31/2017	Batch ...	Fort Cobb Fuel Auth...		1243 · Custom...	601.69		2,830.18
Check	05/31/2017			Service Charge	903 · Custome...		8.18	2,822.00
Payment	06/06/2017	Batch ...	Fort Cobb Fuel Auth...		1243 · Custom...	1,653.19		4,475.19
Deposit	06/06/2017			Deposit	-SPLIT-	200.00		4,675.19
Payment	06/08/2017	Batch ...	Fort Cobb Fuel Auth...		1243 · Custom...	2,058.52		6,733.71
Check	06/13/2017	716	Bank 7	Transfer	1107 · Checkin...		6,000.00	733.71
Payment	06/14/2017	Batch ...	Fort Cobb Fuel Auth...		1243 · Custom...	1,433.55		2,167.26
Payment	06/16/2017	Batch ...	Fort Cobb Fuel Auth...		1243 · Custom...	682.35		2,849.61
Payment	06/20/2017	Batch ...	Fort Cobb Fuel Auth...		1243 · Custom...	1,391.55		4,241.16
Check	06/23/2017	717	Bank 7	Transfer	1107 · Checkin...		3,000.00	1,241.16
General Journal	06/23/2017	170732		Bobby Jo Wo...	-SPLIT-		95.54	1,145.62
General Journal	06/23/2017	170732		Bobby Jo Wo...	1125 · Deposit ...		2.00	1,143.62
Payment	06/26/2017	Batch ...	Fort Cobb Fuel Auth...		1243 · Custom...	739.20		1,882.82
Deposit	06/26/2017			Deposit	-SPLIT-	200.00		2,082.82
Check	06/30/2017			Service Charge	903 · Custome...		7.10	2,075.72
Payment	07/06/2017	Batch ...	Fort Cobb Fuel Auth...		1243 · Custom...	715.90		2,791.62
Check	07/07/2017	719	Bank 7	Transfer	1107 · Checkin...		1,500.00	1,291.62
Payment	07/11/2017	Batch ...	Fort Cobb Fuel Auth...		1243 · Custom...	1,136.88		2,428.50
Deposit	07/11/2017			Deposit	-SPLIT-	200.00		2,628.50
Check	07/12/2017	720	Bank 7	Transfer	1107 · Checkin...		1,000.00	1,628.50
Payment	07/14/2017	Batch ...	Fort Cobb Fuel Auth...		1243 · Custom...	1,219.50		2,848.00
Payment	07/18/2017	Batch ...	Fort Cobb Fuel Auth...		1243 · Custom...	1,755.13		4,603.13
Deposit	07/18/2017			Deposit	-SPLIT-	200.00		4,803.13
Check	07/21/2017	721	Bank 7	Transfer	1107 · Checkin...		4,500.00	303.13
Payment	07/25/2017	Batch ...	Fort Cobb Fuel Auth...		1243 · Custom...	925.43		1,228.56
Payment	07/28/2017	Batch ...	Fort Cobb Fuel Auth...		1243 · Custom...	1,265.83		2,494.39
Check	07/31/2017			Service Charge	903 · Custome...		8.12	2,486.27
Payment	08/02/2017	Batch ...	Fort Cobb Fuel Auth...		1243 · Custom...	217.14		2,703.41
Payment	08/09/2017	Batch ...	Fort Cobb Fuel Auth...		1243 · Custom...	1,479.98		4,183.39
Deposit	08/09/2017			Deposit	-SPLIT-	200.00		4,383.39
Check	08/09/2017	722	Bank 7	Transfer	1107 · Checkin...		3,000.00	1,383.39

Fort Cobb Fuel Authority
General Ledger
As of December 31, 2017

Type	Date	Num	Name	Memo	Split	Debit	Credit	Balance
Payment	08/11/2017	Batch ...	Fort Cobb Fuel Auth...		1243 · Custom...	608.15		1,991.54
Payment	08/21/2017	Batch ...	Fort Cobb Fuel Auth...		1243 · Custom...	1,010.22		3,001.76
Check	08/21/2017	723	Bank 7	Transfer	1107 · Checkin...		2,500.00	501.76
Payment	08/24/2017	Batch ...	Fort Cobb Fuel Auth...		1243 · Custom...	1,007.74		1,509.50
Payment	08/30/2017	Batch ...	Fort Cobb Fuel Auth...		1243 · Custom...	1,424.91		2,934.41
Check	08/31/2017			Service Charge	903 · Custome...		8.69	2,925.72
Check	09/05/2017	724	Bank 7	Transfer	1107 · Checkin...		2,500.00	425.72
Payment	09/07/2017	Batch ...	Fort Cobb Fuel Auth...		1243 · Custom...	801.66		1,227.38
Payment	09/13/2017	Batch ...	Fort Cobb Fuel Auth...		1243 · Custom...	950.14		2,177.52
Payment	09/15/2017	Batch ...	Fort Cobb Fuel Auth...		1243 · Custom...	1,648.20		3,825.72
Payment	09/20/2017	Batch ...	Fort Cobb Fuel Auth...		1243 · Custom...	704.96		4,530.68
Check	09/21/2017	725	Bank 7	Transfer	1107 · Checkin...		4,000.00	530.68
Payment	09/25/2017	Batch ...	Fort Cobb Fuel Auth...		1243 · Custom...	1,797.91		2,328.59
Deposit	09/25/2017			Deposit	-SPLIT-	200.00		2,528.59
Payment	09/29/2017	Batch ...	Fort Cobb Fuel Auth...		1243 · Custom...	606.43		3,135.02
Check	09/29/2017	726	Bank 7	Transfer	1107 · Checkin...		2,000.00	1,135.02
Check	09/30/2017			Service Charge	903 · Custome...		8.30	1,126.72
Payment	10/04/2017	Batch ...	Fort Cobb Fuel Auth...		1243 · Custom...	431.85		1,558.57
Deposit	10/04/2017			Deposit	-SPLIT-	200.00		1,758.57
Payment	10/10/2017	Batch ...	Fort Cobb Fuel Auth...		1243 · Custom...	1,036.59		2,795.16
Payment	10/13/2017	Batch ...	Fort Cobb Fuel Auth...		1243 · Custom...	1,961.79		4,756.95
Check	10/17/2017	727	Bank 7	Transfer	1107 · Checkin...		4,000.00	756.95
Payment	10/17/2017	Batch ...	Fort Cobb Fuel Auth...		1243 · Custom...	705.67		1,462.62
Payment	10/19/2017	Batch ...	Fort Cobb Fuel Auth...		1243 · Custom...	123.98		1,586.60
Deposit	10/19/2017			Deposit	-SPLIT-	200.00		1,786.60
Deposit	10/24/2017			Deposit	-SPLIT-	200.00		1,986.60
Payment	10/24/2017	Batch ...	Fort Cobb Fuel Auth...		1243 · Custom...	989.58		2,976.18
Check	10/27/2017	728	Bank 7	Transfer	1107 · Checkin...		2,500.00	476.18
Payment	10/31/2017	Batch ...	Fort Cobb Fuel Auth...		1243 · Custom...	752.36		1,228.54
Deposit	10/31/2017			Deposit	-SPLIT-	400.00		1,628.54
Check	10/31/2017			Service Charge	903 · Custome...		8.54	1,620.00
Check	11/01/2017	729	Bank 7	Transfer	1107 · Checkin...		1,000.00	620.00
Payment	11/07/2017	Batch ...	Fort Cobb Fuel Auth...		1243 · Custom...	1,048.49		1,668.49
Payment	11/14/2017	Batch ...	Fort Cobb Fuel Auth...		1243 · Custom...	1,159.24		2,827.73
Payment	11/17/2017	Batch ...	Fort Cobb Fuel Auth...		1243 · Custom...	2,047.31		4,875.04
Payment	11/21/2017	Batch ...	Fort Cobb Fuel Auth...		1243 · Custom...	705.70		5,580.74
Deposit	11/21/2017			Deposit	-SPLIT-	200.00		5,780.74
Payment	11/29/2017	Batch ...	Fort Cobb Fuel Auth...		1243 · Custom...	984.94		6,765.68
Check	11/30/2017			Service Charge	903 · Custome...		7.25	6,758.43
Payment	12/05/2017	Batch ...	Fort Cobb Fuel Auth...		1243 · Custom...	440.70		7,199.13
Payment	12/07/2017	Batch ...	Fort Cobb Fuel Auth...		1243 · Custom...	2,206.84		9,405.97
Payment	12/12/2017	Batch ...	Fort Cobb Fuel Auth...		1243 · Custom...	1,253.95		10,659.92
Deposit	12/12/2017			Deposit	-SPLIT-	200.00		10,859.92
Check	12/14/2017	730	Bank 7	Transfer	1107 · Checkin...		9,000.00	1,859.92
Payment	12/15/2017	Batch ...	Fort Cobb Fuel Auth...		1243 · Custom...	1,617.67		3,477.59
Payment	12/19/2017	Batch ...	Fort Cobb Fuel Auth...		1243 · Custom...	1,976.38		5,453.97
Payment	12/22/2017	Batch ...	Fort Cobb Fuel Auth...		1243 · Custom...	550.94		6,004.91
Payment	12/28/2017	Batch ...	Fort Cobb Fuel Auth...		1243 · Custom...	1,818.08		7,822.99
Deposit	12/28/2017			Deposit	-SPLIT-	200.00		8,022.99

Fort Cobb Fuel Authority
General Ledger
As of December 31, 2017

Type	Date	Num	Name	Memo	Split	Debit	Credit	Balance
Check	12/28/2017	731	Bank 7	Transfer	1107 · Checkin...		6,000.00	2,022.99
Check	12/31/2017			Service Charge	903 · Custome...		4.61	2,018.38
Total 1125 · Deposit - Ardmore Bank						138,591.31	138,230.27	2,018.38
1126 · Deposit - Farmers State Bank								747.77
Payment	01/17/2017	Batch ...	Fort Cobb Fuel Auth...		1243 · Custom...	162.00		909.77
Payment	01/25/2017	Batch ...	Fort Cobb Fuel Auth...		1243 · Custom...	311.00		1,220.77
Payment	01/31/2017	Batch ...	Fort Cobb Fuel Auth...		1243 · Custom...	82.00		1,302.77
Payment	02/02/2017	Batch ...	Fort Cobb Fuel Auth...		1243 · Custom...	175.00		1,477.77
Payment	02/06/2017	Batch ...	Fort Cobb Fuel Auth...		1243 · Custom...	50.00		1,527.77
Check	02/09/2017	1044	Bank 7	Transfer	1107 · Checkin...		1,000.00	527.77
Deposit	02/22/2017			Deposit	-SPLIT-	200.00		727.77
Payment	02/27/2017	Batch ...	Fort Cobb Fuel Auth...		1243 · Custom...	120.00		847.77
Payment	02/27/2017	Batch ...	Fort Cobb Fuel Auth...		1243 · Custom...	1,156.55		2,004.32
Deposit	02/27/2017			Deposit	-SPLIT-	400.00		2,404.32
General Journal	03/01/2017	170205		James/Audra ...	-SPLIT-		244.87	2,159.45
General Journal	03/01/2017	170205		James/Audra ...	1126 · Deposit ...		5.00	2,154.45
Deposit	03/02/2017			Deposit	-SPLIT-	200.00		2,354.45
Check	03/06/2017	1045	Bank 7	Transfer	1107 · Checkin...		2,000.00	354.45
Deposit	03/09/2017			Deposit	-SPLIT-	200.00		554.45
Payment	03/23/2017	Batch ...	Fort Cobb Fuel Auth...		1243 · Custom...	245.25		799.70
Payment	03/27/2017	Batch ...	Fort Cobb Fuel Auth...		1243 · Custom...	90.00		889.70
Payment	03/30/2017	Batch ...	Fort Cobb Fuel Auth...		1243 · Custom...	765.02		1,654.72
Check	04/04/2017	1046	Bank 7	Transfer	1107 · Checkin...		1,000.00	654.72
General Journal	04/04/2017	170314		Jesse Motley ...	-SPLIT-		293.00	361.72
General Journal	04/04/2017	170314		Jesse Motley ...	1126 · Deposit ...		5.00	356.72
Payment	04/07/2017	Batch ...	Fort Cobb Fuel Auth...		1243 · Custom...	531.36		888.08
Payment	04/07/2017	Batch ...	Fort Cobb Fuel Auth...		1243 · Custom...	250.00		1,138.08
Deposit	04/07/2017			Deposit	488 · Penalties...	50.00		1,188.08
Payment	04/17/2017	Batch ...	Fort Cobb Fuel Auth...		1243 · Custom...	519.25		1,707.33
Deposit	04/17/2017			Deposit	-SPLIT-	550.00		2,257.33
Payment	04/20/2017	Batch ...	Fort Cobb Fuel Auth...		1243 · Custom...	450.00		2,707.33
Deposit	04/20/2017			Deposit	488 · Penalties...	50.00		2,757.33
Check	04/21/2017	1047	Bank 7	Transfer	1107 · Checkin...		1,500.00	1,257.33
Payment	05/04/2017	Batch ...	Fort Cobb Fuel Auth...		1243 · Custom...	315.10		1,572.43
Check	05/11/2017	1048	Bank 7	Transfer	1107 · Checkin...		1,000.00	572.43
Deposit	05/11/2017			Deposit	-SPLIT-	200.00		772.43
Payment	05/16/2017	Batch ...	Fort Cobb Fuel Auth...		1243 · Custom...	200.00		972.43
Payment	05/30/2017	Batch ...	Fort Cobb Fuel Auth...		1243 · Custom...	323.00		1,295.43
Check	06/13/2017	1049	Bank 7	Transfer	1107 · Checkin...		1,000.00	295.43
Payment	06/13/2017	Batch ...	Fort Cobb Fuel Auth...		1243 · Custom...	264.15		559.58
Payment	06/19/2017	Batch ...	Fort Cobb Fuel Auth...		1243 · Custom...	150.00		709.58
Deposit	06/19/2017			Deposit	-SPLIT-	200.00		909.58
Payment	06/30/2017	Batch ...	Fort Cobb Fuel Auth...		1243 · Custom...	312.00		1,221.58
Deposit	07/06/2017			Deposit	-SPLIT-	200.00		1,421.58
Check	07/07/2017	1050	Bank 7	Transfer	1107 · Checkin...		500.00	921.58
Payment	07/14/2017	Batch ...	Fort Cobb Fuel Auth...		1243 · Custom...	150.00		1,071.58
Check	07/21/2017	1051	Bank 7	Transfer	1107 · Checkin...		500.00	571.58

Fort Cobb Fuel Authority
General Ledger
As of December 31, 2017

Type	Date	Num	Name	Memo	Split	Debit	Credit	Balance
Deposit	07/28/2017			Deposit	-SPLIT-	200.00		771.58
Payment	08/08/2017	Batch ...	Fort Cobb Fuel Auth...		1243 · Custom...	194.68		966.26
Payment	08/08/2017	Batch ...	Fort Cobb Fuel Auth...		1243 · Custom...	452.97		1,419.23
Deposit	08/16/2017			Deposit	-SPLIT-	200.00		1,619.23
Check	08/21/2017	1052	Bank 7	Transfer	1107 · Checkin...		1,000.00	619.23
Payment	08/29/2017	Batch ...	Fort Cobb Fuel Auth...		1243 · Custom...	160.00		779.23
Deposit	08/29/2017			Deposit	-SPLIT-	200.00		979.23
Payment	09/06/2017	Batch ...	Fort Cobb Fuel Auth...		1243 · Custom...	90.00		1,069.23
Payment	09/06/2017	Batch ...	Fort Cobb Fuel Auth...		1243 · Custom...	200.00		1,269.23
Check	09/21/2017	1053	Bank 7	Transfer	1107 · Checkin...		1,000.00	269.23
Payment	09/29/2017	FSB	Fort Cobb Fuel Auth...		1243 · Custom...	276.81		546.04
Deposit	10/19/2017			Deposit	-SPLIT-	500.00		1,046.04
Payment	10/25/2017	Farmers	Fort Cobb Fuel Auth...		1243 · Custom...	153.00		1,199.04
Check	10/27/2017	1054	Bank 7	Transfer	1107 · Checkin...		500.00	699.04
Deposit	10/30/2017			Deposit	-SPLIT-	400.00		1,099.04
Payment	11/03/2017	Batch ...	Fort Cobb Fuel Auth...		1243 · Custom...	500.00		1,599.04
Deposit	11/10/2017			Deposit	-SPLIT-	200.00		1,799.04
Deposit	11/22/2017			Deposit	-SPLIT-	200.00		1,999.04
Payment	11/28/2017	Batch ...	Fort Cobb Fuel Auth...		1243 · Custom...	105.01		2,104.05
Payment	12/04/2017	Batch ...	Fort Cobb Fuel Auth...		1243 · Custom...	109.00		2,213.05
Payment	12/04/2017	Batch ...	Fort Cobb Fuel Auth...		1243 · Custom...	271.25		2,484.30
Payment	12/06/2017	Batch ...	Fort Cobb Fuel Auth...		1243 · Custom...	413.91		2,898.21
Check	12/14/2017	1055	Bank 7	Transfer	1107 · Checkin...		2,000.00	898.21
Total 1126 · Deposit - Farmers State Bank						13,698.31	13,547.87	898.21
1181 · Money Market - Legacy Bank								1,923.03
Payment	01/04/2017	Batch 2	Fort Cobb Fuel Auth...		1243 · Custom...	151.91		2,074.94
Payment	01/09/2017	Batch 5	Fort Cobb Fuel Auth...		1243 · Custom...	487.09		2,562.03
Payment	01/10/2017	Batch 6	Fort Cobb Fuel Auth...		1243 · Custom...	469.31		3,031.34
Payment	01/12/2017	Batch 8	Fort Cobb Fuel Auth...		1243 · Custom...	15.97		3,047.31
Payment	01/12/2017	Batch 8	Fort Cobb Fuel Auth...		1243 · Custom...	35.17		3,082.48
Payment	01/12/2017	Batch 8	Fort Cobb Fuel Auth...		1243 · Custom...	120.45		3,202.93
Payment	01/12/2017	Batch 8	Fort Cobb Fuel Auth...		1243 · Custom...	200.00		3,402.93
Payment	01/12/2017	Batch 8	Fort Cobb Fuel Auth...		1243 · Custom...	516.45		3,919.38
Payment	01/12/2017	Batch 8	Fort Cobb Fuel Auth...		1243 · Custom...	2,642.73		6,562.11
Payment	01/13/2017	Batch 9	Fort Cobb Fuel Auth...		1243 · Custom...	600.06		7,162.17
Transfer	01/13/2017			Funds Transfer	1123 · Deposit ...		6,000.00	1,162.17
Payment	01/19/2017	Batch ...	Fort Cobb Fuel Auth...		1243 · Custom...	69.54		1,231.71
Payment	01/19/2017	Batch ...	Fort Cobb Fuel Auth...		1243 · Custom...	90.00		1,321.71
Payment	01/19/2017	Batch ...	Fort Cobb Fuel Auth...		1243 · Custom...	383.29		1,705.00
Payment	01/19/2017	Batch ...	Fort Cobb Fuel Auth...		1243 · Custom...	520.38		2,225.38
Payment	01/20/2017	Batch ...	Fort Cobb Fuel Auth...		1243 · Custom...	93.08		2,318.46
Payment	01/20/2017	Batch ...	Fort Cobb Fuel Auth...		1243 · Custom...	324.08		2,642.54
Payment	01/25/2017	Batch ...	Fort Cobb Fuel Auth...		1243 · Custom...	93.49		2,736.03
Payment	01/25/2017	Batch ...	Fort Cobb Fuel Auth...		1243 · Custom...	1,277.43		4,013.46
Payment	01/27/2017	Batch ...	Fort Cobb Fuel Auth...		1243 · Custom...	224.87		4,238.33
Payment	01/30/2017	Batch ...	Fort Cobb Fuel Auth...		1243 · Custom...	219.17		4,457.50
Deposit	01/30/2017			Interest	419 · Interest I...	0.46		4,457.96

Fort Cobb Fuel Authority
General Ledger
As of December 31, 2017

Type	Date	Num	Name	Memo	Split	Debit	Credit	Balance
Payment	01/31/2017	Batch ...	Fort Cobb Fuel Auth...		1243 · Custom...	196.48		4,654.44
Payment	02/02/2017	Batch ...	Fort Cobb Fuel Auth...		1243 · Custom...	79.65		4,734.09
Payment	02/02/2017	Batch ...	Fort Cobb Fuel Auth...		1243 · Custom...	218.41		4,952.50
Payment	02/03/2017	Batch ...	Fort Cobb Fuel Auth...		1243 · Custom...	74.23		5,026.73
Payment	02/06/2017	Batch ...	Fort Cobb Fuel Auth...		1243 · Custom...	39.09		5,065.82
Payment	02/06/2017	Batch ...	Fort Cobb Fuel Auth...		1243 · Custom...	175.00		5,240.82
Payment	02/06/2017	Batch ...	Fort Cobb Fuel Auth...		1243 · Custom...	1,097.41		6,338.23
Payment	02/07/2017	Batch ...	Fort Cobb Fuel Auth...		1243 · Custom...	788.17		7,126.40
Payment	02/08/2017	Batch ...	Fort Cobb Fuel Auth...		1243 · Custom...	224.41		7,350.81
Payment	02/08/2017	Batch ...	Fort Cobb Fuel Auth...		1243 · Custom...	1,717.38		9,068.19
Transfer	02/09/2017			Funds Transfer	1123 · Deposit ...		8,000.00	1,068.19
Payment	02/09/2017	Batch ...	Fort Cobb Fuel Auth...		1243 · Custom...	654.07		1,722.26
Payment	02/10/2017	Batch ...	Fort Cobb Fuel Auth...		1243 · Custom...	234.79		1,957.05
Payment	02/10/2017	Batch ...	Fort Cobb Fuel Auth...		1243 · Custom...	649.94		2,606.99
Payment	02/15/2017	Batch ...	Fort Cobb Fuel Auth...		1243 · Custom...	250.33		2,857.32
Payment	02/15/2017	Batch ...	Fort Cobb Fuel Auth...		1243 · Custom...	307.15		3,164.47
Payment	02/15/2017	Batch ...	Fort Cobb Fuel Auth...		1243 · Custom...	783.11		3,947.58
Payment	02/16/2017	Batch ...	Fort Cobb Fuel Auth...		1243 · Custom...	396.06		4,343.64
Payment	02/17/2017	Batch ...	Fort Cobb Fuel Auth...		1243 · Custom...	381.94		4,725.58
Payment	02/22/2017	Batch ...	Fort Cobb Fuel Auth...		1243 · Custom...	234.89		4,960.47
Payment	02/22/2017	Batch ...	Fort Cobb Fuel Auth...		1243 · Custom...	543.97		5,504.44
Payment	02/23/2017	Batch ...	Fort Cobb Fuel Auth...		1243 · Custom...	422.10		5,926.54
Payment	02/24/2017	Batch ...	Fort Cobb Fuel Auth...		1243 · Custom...	311.34		6,237.88
Payment	02/27/2017	Batch ...	Fort Cobb Fuel Auth...		1243 · Custom...	100.00		6,337.88
Payment	02/28/2017	Batch ...	Fort Cobb Fuel Auth...		1243 · Custom...	566.78		6,904.66
Payment	02/28/2017	Batch ...	Fort Cobb Fuel Auth...		1243 · Custom...	327.94		7,232.60
Deposit	02/28/2017			Interest	419 · Interest I...	0.69		7,233.29
Payment	03/01/2017	Batch ...	Fort Cobb Fuel Auth...		1243 · Custom...	437.95		7,671.24
Payment	03/02/2017	Batch ...	Fort Cobb Fuel Auth...		1243 · Custom...	268.17		7,939.41
Transfer	03/06/2017			Funds Transfer	1123 · Deposit ...		7,000.00	939.41
Payment	03/07/2017	Batch ...	Fort Cobb Fuel Auth...		1243 · Custom...	1,114.98		2,054.39
Payment	03/09/2017	Batch ...	Fort Cobb Fuel Auth...		1243 · Custom...	35.17		2,089.56
Payment	03/10/2017	Batch ...	Fort Cobb Fuel Auth...		1243 · Custom...	947.52		3,037.08
Payment	03/10/2017	Batch ...	Fort Cobb Fuel Auth...		1243 · Custom...	253.50		3,290.58
Payment	03/17/2017	Batch ...	Fort Cobb Fuel Auth...		1243 · Custom...	139.77		3,430.35
Payment	03/17/2017	Batch ...	Fort Cobb Fuel Auth...		1243 · Custom...	199.11		3,629.46
Payment	03/17/2017	Batch ...	Fort Cobb Fuel Auth...		1243 · Custom...	307.01		3,936.47
Payment	03/17/2017	Batch ...	Fort Cobb Fuel Auth...		1243 · Custom...	477.37		4,413.84
Payment	03/17/2017	Batch ...	Fort Cobb Fuel Auth...		1243 · Custom...	878.96		5,292.80
Payment	03/17/2017	Batch ...	Fort Cobb Fuel Auth...		1243 · Custom...	1,254.99		6,547.79
Payment	03/21/2017	Batch ...	Fort Cobb Fuel Auth...		1243 · Custom...	90.00		6,637.79
Payment	03/21/2017	Batch ...	Fort Cobb Fuel Auth...		1243 · Custom...	184.46		6,822.25
Payment	03/22/2017	Batch ...	Fort Cobb Fuel Auth...		1243 · Custom...	67.57		6,889.82
Payment	03/22/2017	Batch ...	Fort Cobb Fuel Auth...		1243 · Custom...	490.76		7,380.58
Payment	03/23/2017	Batch ...	Fort Cobb Fuel Auth...		1243 · Custom...	474.52		7,855.10
Payment	03/27/2017	Batch ...	Fort Cobb Fuel Auth...		1243 · Custom...	100.76		7,955.86
Payment	03/28/2017	Batch ...	Fort Cobb Fuel Auth...		1243 · Custom...	156.84		8,112.70
Payment	03/28/2017	Batch ...	Fort Cobb Fuel Auth...		1243 · Custom...	468.78		8,581.48
Payment	03/30/2017	Batch ...	Fort Cobb Fuel Auth...		1243 · Custom...	100.00		8,681.48

Fort Cobb Fuel Authority
General Ledger
As of December 31, 2017

Type	Date	Num	Name	Memo	Split	Debit	Credit	Balance
Payment	03/31/2017	Batch ...	Fort Cobb Fuel Auth...		1243 · Custom...	23.93		8,705.41
Deposit	03/31/2017			Interest	419 · Interest I...	2.84		8,708.25
Transfer	04/04/2017			Funds Transfer	1123 · Deposit ...		8,000.00	708.25
Payment	04/06/2017	Batch ...	Fort Cobb Fuel Auth...		1243 · Custom...	95.40		803.65
Payment	04/10/2017	Batch ...	Fort Cobb Fuel Auth...		1243 · Custom...	44.47		848.12
Payment	04/10/2017	Batch ...	Fort Cobb Fuel Auth...		1243 · Custom...	342.99		1,191.11
Payment	04/10/2017	Batch ...	Fort Cobb Fuel Auth...		1243 · Custom...	1,040.22		2,231.33
Payment	04/13/2017	Batch ...	Fort Cobb Fuel Auth...		1243 · Custom...	399.77		2,631.10
Payment	04/13/2017	Batch ...	Fort Cobb Fuel Auth...		1243 · Custom...	719.49		3,350.59
Payment	04/17/2017	Batch ...	Fort Cobb Fuel Auth...		1243 · Custom...	38.73		3,389.32
Payment	04/17/2017	Batch ...	Fort Cobb Fuel Auth...		1243 · Custom...	63.12		3,452.44
Payment	04/17/2017	Batch ...	Fort Cobb Fuel Auth...		1243 · Custom...	203.33		3,655.77
Payment	04/17/2017	Batch ...	Fort Cobb Fuel Auth...		1243 · Custom...	270.79		3,926.56
Payment	04/18/2017	Batch ...	Fort Cobb Fuel Auth...		1243 · Custom...	90.00		4,016.56
Payment	04/18/2017	Batch ...	Fort Cobb Fuel Auth...		1243 · Custom...	428.01		4,444.57
Payment	04/19/2017	Batch ...	Fort Cobb Fuel Auth...		1243 · Custom...	34.45		4,479.02
Payment	04/19/2017	Batch ...	Fort Cobb Fuel Auth...		1243 · Custom...	315.43		4,794.45
Payment	04/20/2017	Batch ...	Fort Cobb Fuel Auth...		1243 · Custom...	171.28		4,965.73
Payment	04/24/2017	Batch ...	Fort Cobb Fuel Auth...		1243 · Custom...	201.02		5,166.75
Payment	04/25/2017	Batch ...	Fort Cobb Fuel Auth...		1243 · Custom...	170.07		5,336.82
Payment	04/27/2017	Batch ...	Fort Cobb Fuel Auth...		1243 · Custom...	73.74		5,410.56
Payment	04/27/2017	Batch ...	Fort Cobb Fuel Auth...		1243 · Custom...	149.35		5,559.91
Payment	04/27/2017	Batch ...	Fort Cobb Fuel Auth...		1243 · Custom...	179.78		5,739.69
Transfer	04/27/2017			Funds Transfer	1123 · Deposit ...		4,000.00	1,739.69
Payment	04/28/2017	Batch ...	Fort Cobb Fuel Auth...		1243 · Custom...	275.20		2,014.89
Deposit	04/28/2017			Interest	419 · Interest I...	1.85		2,016.74
Payment	05/01/2017	Batch ...	Fort Cobb Fuel Auth...		1243 · Custom...	154.52		2,171.26
Payment	05/01/2017	Batch ...	Fort Cobb Fuel Auth...		1243 · Custom...	330.61		2,501.87
Payment	05/08/2017	Batch ...	Fort Cobb Fuel Auth...		1243 · Custom...	577.08		3,078.95
Payment	05/09/2017	Batch ...	Fort Cobb Fuel Auth...		1243 · Custom...	530.31		3,609.26
Payment	05/10/2017	Batch ...	Fort Cobb Fuel Auth...		1243 · Custom...	336.24		3,945.50
Payment	05/11/2017	Batch ...	Fort Cobb Fuel Auth...		1243 · Custom...	275.93		4,221.43
Payment	05/12/2017	Batch ...	Fort Cobb Fuel Auth...		1243 · Custom...	34.89		4,256.32
Payment	05/12/2017	Batch ...	Fort Cobb Fuel Auth...		1243 · Custom...	204.73		4,461.05
Payment	05/16/2017	Batch ...	Fort Cobb Fuel Auth...		1243 · Custom...	58.10		4,519.15
Payment	05/17/2017	Batch ...	Fort Cobb Fuel Auth...		1243 · Custom...	295.28		4,814.43
Payment	05/19/2017	Batch ...	Fort Cobb Fuel Auth...		1243 · Custom...	243.28		5,057.71
Payment	05/22/2017	Repor...	Fort Cobb Fuel Auth...		1243 · Custom...	34.74		5,092.45
Payment	05/22/2017	Batch ...	Fort Cobb Fuel Auth...		1243 · Custom...	90.00		5,182.45
Payment	05/22/2017	Batch ...	Fort Cobb Fuel Auth...		1243 · Custom...	293.60		5,476.05
Transfer	05/23/2017			Funds Transfer	1123 · Deposit ...		4,000.00	1,476.05
Payment	05/24/2017	Batch ...	Fort Cobb Fuel Auth...		1243 · Custom...	56.42		1,532.47
Payment	05/24/2017	Batch ...	Fort Cobb Fuel Auth...		1243 · Custom...	302.85		1,835.32
Payment	05/26/2017	Batch ...	Fort Cobb Fuel Auth...		1243 · Custom...	158.29		1,993.61
Payment	05/26/2017	Batch ...	Fort Cobb Fuel Auth...		1243 · Custom...	160.00		2,153.61
Payment	05/30/2017	Batch ...	Fort Cobb Fuel Auth...		1243 · Custom...	148.62		2,302.23
Payment	05/31/2017	Batch ...	Fort Cobb Fuel Auth...		1243 · Custom...	37.73		2,339.96
Deposit	05/31/2017			Interest	419 · Interest I...	1.64		2,341.60
Payment	06/02/2017	Batch ...	Fort Cobb Fuel Auth...		1243 · Custom...	61.07		2,402.67

Fort Cobb Fuel Authority
General Ledger
As of December 31, 2017

Type	Date	Num	Name	Memo	Split	Debit	Credit	Balance
Payment	06/06/2017	Batch ...	Fort Cobb Fuel Auth...		1243 · Custom...	209.33		2,612.00
Payment	06/07/2017	Batch ...	Fort Cobb Fuel Auth...		1243 · Custom...	48.43		2,660.43
Payment	06/07/2017	Batch ...	Fort Cobb Fuel Auth...		1243 · Custom...	376.77		3,037.20
Payment	06/08/2017	Batch ...	Fort Cobb Fuel Auth...		1243 · Custom...	49.88		3,087.08
Payment	06/08/2017	Batch ...	Fort Cobb Fuel Auth...		1243 · Custom...	70.54		3,157.62
Payment	06/09/2017	Batch ...	Fort Cobb Fuel Auth...		1243 · Custom...	102.33		3,259.95
Payment	06/12/2017	Batch ...	Fort Cobb Fuel Auth...		1243 · Custom...	404.91		3,664.86
Payment	06/13/2017	Batch ...	Fort Cobb Fuel Auth...		1243 · Custom...	35.48		3,700.34
Payment	06/15/2017	Batch ...	Fort Cobb Fuel Auth...		1243 · Custom...	192.39		3,892.73
Payment	06/16/2017	Batch ...	Fort Cobb Fuel Auth...		1243 · Custom...	66.40		3,959.13
Payment	06/16/2017	Batch ...	Fort Cobb Fuel Auth...		1243 · Custom...	180.85		4,139.98
Payment	06/16/2017	Batch ...	Fort Cobb Fuel Auth...		1243 · Custom...	221.35		4,361.33
Payment	06/19/2017	Batch ...	Fort Cobb Fuel Auth...		1243 · Custom...	312.59		4,673.92
Payment	06/20/2017	Batch ...	Fort Cobb Fuel Auth...		1243 · Custom...	241.90		4,915.82
Payment	06/21/2017	Batch ...	Fort Cobb Fuel Auth...		1243 · Custom...	63.05		4,978.87
Payment	06/21/2017	Batch ...	Fort Cobb Fuel Auth...		1243 · Custom...	188.35		5,167.22
Payment	06/23/2017	Batch ...	Fort Cobb Fuel Auth...		1243 · Custom...	40.72		5,207.94
Payment	06/23/2017	Batch ...	Fort Cobb Fuel Auth...		1243 · Custom...	164.56		5,372.50
Payment	06/26/2017	Batch ...	Fort Cobb Fuel Auth...		1243 · Custom...	317.73		5,690.23
Payment	06/26/2017	Batch ...	Fort Cobb Fuel Auth...		1243 · Custom...	164.40		5,854.63
Payment	06/29/2017	Batch ...	Fort Cobb Fuel Auth...		1243 · Custom...	41.53		5,896.16
Payment	06/29/2017	Batch ...	Fort Cobb Fuel Auth...		1243 · Custom...	117.12		6,013.28
Deposit	06/30/2017			Interest	419 · Interest I...	1.91		6,015.19
Payment	07/03/2017	Batch ...	Fort Cobb Fuel Auth...		1243 · Custom...	30.00		6,045.19
Payment	07/03/2017	Batch ...	Fort Cobb Fuel Auth...		1243 · Custom...	83.95		6,129.14
Transfer	07/07/2017			Funds Transfer	1123 · Deposit ...		6,000.00	129.14
Payment	07/07/2017	Batch ...	Fort Cobb Fuel Auth...		1243 · Custom...	95.17		224.31
Payment	07/07/2017	Batch ...	Fort Cobb Fuel Auth...		1243 · Custom...	204.22		428.53
Payment	07/10/2017	Batch ...	Fort Cobb Fuel Auth...		1243 · Custom...	313.22		741.75
Payment	07/11/2017	Batch ...	Fort Cobb Fuel Auth...		1243 · Custom...	40.49		782.24
Payment	07/12/2017	Batch ...	Fort Cobb Fuel Auth...		1243 · Custom...	85.19		867.43
Payment	07/12/2017	Batch ...	Fort Cobb Fuel Auth...		1243 · Custom...	121.26		988.69
Payment	07/12/2017	Batch ...	Fort Cobb Fuel Auth...		1243 · Custom...	302.23		1,290.92
Payment	07/13/2017	Batch ...	Fort Cobb Fuel Auth...		1243 · Custom...	43.70		1,334.62
Payment	07/17/2017	Batch ...	Fort Cobb Fuel Auth...		1243 · Custom...	17.51		1,352.13
Payment	07/17/2017	Batch ...	Fort Cobb Fuel Auth...		1243 · Custom...	103.66		1,455.79
Payment	07/19/2017	Batch ...	Fort Cobb Fuel Auth...		1243 · Custom...	81.11		1,536.90
Payment	07/19/2017	Batch ...	Fort Cobb Fuel Auth...		1243 · Custom...	166.68		1,703.58
Payment	07/20/2017	Batch ...	Fort Cobb Fuel Auth...		1243 · Custom...	67.71		1,771.29
Payment	07/20/2017	Batch ...	Fort Cobb Fuel Auth...		1243 · Custom...	35.32		1,806.61
Payment	07/20/2017	Batch ...	Fort Cobb Fuel Auth...		1243 · Custom...	90.00		1,896.61
Payment	07/21/2017	Batch ...	Fort Cobb Fuel Auth...		1243 · Custom...	58.10		1,954.71
Payment	07/21/2017	Batch ...	Fort Cobb Fuel Auth...		1243 · Custom...	228.71		2,183.42
Payment	07/25/2017	Batch ...	Fort Cobb Fuel Auth...		1243 · Custom...	148.50		2,331.92
Payment	07/27/2017	Batch ...	Fort Cobb Fuel Auth...		1243 · Custom...	140.45		2,472.37
Payment	07/28/2017	Batch ...	Fort Cobb Fuel Auth...		1243 · Custom...	101.50		2,573.87
Payment	07/31/2017	Batch ...	Fort Cobb Fuel Auth...		1243 · Custom...	77.89		2,651.76
Deposit	07/31/2017			Interest	419 · Interest I...	1.16		2,652.92
Payment	08/03/2017	Batch ...	Fort Cobb Fuel Auth...		1243 · Custom...	100.00		2,752.92

Fort Cobb Fuel Authority
General Ledger
As of December 31, 2017

Type	Date	Num	Name	Memo	Split	Debit	Credit	Balance
Payment	08/04/2017	Batch ...	Fort Cobb Fuel Auth...		1243 · Custom...	40.49		2,793.41
Payment	08/04/2017	Batch ...	Fort Cobb Fuel Auth...		1243 · Custom...	198.10		2,991.51
Payment	08/07/2017	Batch ...	Fort Cobb Fuel Auth...		1243 · Custom...	196.97		3,188.48
Payment	08/09/2017	Batch ...	Fort Cobb Fuel Auth...		1243 · Custom...	109.65		3,298.13
Transfer	08/09/2017			Funds Transfer	1123 · Deposit ...		2,500.00	798.13
Payment	08/10/2017	Batch ...	Fort Cobb Fuel Auth...		1243 · Custom...	50.00		848.13
Payment	08/10/2017	Batch ...	Fort Cobb Fuel Auth...		1243 · Custom...	141.54		989.67
Payment	08/11/2017	Batch ...	Fort Cobb Fuel Auth...		1243 · Custom...	151.04		1,140.71
Payment	08/14/2017	Batch ...	Fort Cobb Fuel Auth...		1243 · Custom...	17.51		1,158.22
Payment	08/14/2017	Batch ...	Fort Cobb Fuel Auth...		1243 · Custom...	309.95		1,468.17
Payment	08/17/2017	Batch ...	Fort Cobb Fuel Auth...		1243 · Custom...	110.05		1,578.22
Payment	08/17/2017	Batch ...	Fort Cobb Fuel Auth...		1243 · Custom...	234.78		1,813.00
Payment	08/17/2017	Batch ...	Fort Cobb Fuel Auth...		1243 · Custom...	188.74		2,001.74
Payment	08/22/2017	Batch ...	Fort Cobb Fuel Auth...		1243 · Custom...	71.23		2,072.97
Payment	08/22/2017	Batch ...	Fort Cobb Fuel Auth...		1243 · Custom...	232.20		2,305.17
Payment	08/23/2017	Batch ...	Fort Cobb Fuel Auth...		1243 · Custom...	19.51		2,324.68
Payment	08/25/2017	Batch ...	Fort Cobb Fuel Auth...		1243 · Custom...	108.78		2,433.46
Payment	08/28/2017	Batch ...	Fort Cobb Fuel Auth...		1243 · Custom...	31.37		2,464.83
Payment	08/28/2017	Batch ...	Fort Cobb Fuel Auth...		1243 · Custom...	47.07		2,511.90
Payment	08/28/2017	Batch ...	Fort Cobb Fuel Auth...		1243 · Custom...	144.82		2,656.72
Deposit	08/31/2017			Interest	419 · Interest I...	1.01		2,657.73
Transfer	09/05/2017			Funds Transfer	1123 · Deposit ...		2,500.00	157.73
Payment	09/06/2017	Batch ...	Fort Cobb Fuel Auth...		1243 · Custom...	38.54		196.27
Payment	09/06/2017	Batch ...	Fort Cobb Fuel Auth...		1243 · Custom...	187.00		383.27
Payment	09/07/2017	Batch ...	Fort Cobb Fuel Auth...		1243 · Custom...	342.30		725.57
Payment	09/11/2017	Batch ...	Fort Cobb Fuel Auth...		1243 · Custom...	153.69		879.26
Payment	09/11/2017	Batch ...	Fort Cobb Fuel Auth...		1243 · Custom...	204.02		1,083.28
Payment	09/12/2017	Batch ...	Fort Cobb Fuel Auth...		1243 · Custom...	88.44		1,171.72
Payment	09/12/2017	Batch ...	Fort Cobb Fuel Auth...		1243 · Custom...	209.87		1,381.59
Payment	09/15/2017	Batch ...	Fort Cobb Fuel Auth...		1243 · Custom...	69.51		1,451.10
Payment	09/19/2017	Batch ...	Fort Cobb Fuel Auth...		1243 · Custom...	148.69		1,599.79
Payment	09/19/2017	Batch ...	Fort Cobb Fuel Auth...		1243 · Custom...	169.38		1,769.17
Payment	09/20/2017	Batch ...	Fort Cobb Fuel Auth...		1243 · Custom...	325.15		2,094.32
Transfer	09/21/2017			Funds Transfer	1123 · Deposit ...		1,500.00	594.32
Payment	09/25/2017	Batch ...	Fort Cobb Fuel Auth...		1243 · Custom...	76.73		671.05
Payment	09/25/2017	Batch ...	Fort Cobb Fuel Auth...		1243 · Custom...	188.39		859.44
Payment	09/26/2017	Batch ...	Fort Cobb Fuel Auth...		1243 · Custom...	30.23		889.67
Payment	09/28/2017	Batch ...	Fort Cobb Fuel Auth...		1243 · Custom...	19.80		909.47
Payment	09/28/2017	Batch ...	Fort Cobb Fuel Auth...		1243 · Custom...	23.59		933.06
Payment	09/29/2017	Batch ...	Fort Cobb Fuel Auth...		1243 · Custom...	19.80		952.86
Deposit	09/30/2017			Interest	419 · Interest I...	0.62		953.48
Payment	10/02/2017	Batch ...	Fort Cobb Fuel Auth...		1243 · Custom...	45.37		998.85
Payment	10/04/2017	Batch ...	Fort Cobb Fuel Auth...		1243 · Custom...	40.77		1,039.62
Payment	10/04/2017	Lee N...	Fort Cobb Fuel Auth...		1243 · Custom...	25.04		1,064.66
Payment	10/06/2017	Batch ...	Fort Cobb Fuel Auth...		1243 · Custom...	214.24		1,278.90
Payment	10/06/2017	Batch ...	Fort Cobb Fuel Auth...		1243 · Custom...	353.87		1,632.77
Payment	10/10/2017	Batch ...	Fort Cobb Fuel Auth...		1243 · Custom...	53.07		1,685.84
Payment	10/10/2017	Batch ...	Fort Cobb Fuel Auth...		1243 · Custom...	208.34		1,894.18
Payment	10/12/2017	Batch ...	Fort Cobb Fuel Auth...		1243 · Custom...	38.43		1,932.61

Fort Cobb Fuel Authority
General Ledger
As of December 31, 2017

Type	Date	Num	Name	Memo	Split	Debit	Credit	Balance
Payment	10/12/2017	Batch ...	Fort Cobb Fuel Auth...		1243 · Custom...	129.86		2,062.47
Payment	10/12/2017	Batch ...	Fort Cobb Fuel Auth...		1243 · Custom...	131.08		2,193.55
Payment	10/13/2017	Batch ...	Fort Cobb Fuel Auth...		1243 · Custom...	35.85		2,229.40
Payment	10/13/2017	Batch ...	Fort Cobb Fuel Auth...		1243 · Custom...	224.54		2,453.94
Payment	10/16/2017	Batch ...	Fort Cobb Fuel Auth...		1243 · Custom...	69.42		2,523.36
Transfer	10/17/2017			Funds Transfer	1123 · Deposit ...		2,000.00	523.36
Payment	10/17/2017	Batch ...	Fort Cobb Fuel Auth...		1243 · Custom...	84.51		607.87
Payment	10/18/2017	Batch ...	Fort Cobb Fuel Auth...		1243 · Custom...	186.64		794.51
Payment	10/19/2017	Batch ...	Fort Cobb Fuel Auth...		1243 · Custom...	159.81		954.32
Payment	10/23/2017	Batch ...	Fort Cobb Fuel Auth...		1243 · Custom...	113.18		1,067.50
Payment	10/23/2017	Batch ...	Fort Cobb Fuel Auth...		1243 · Custom...	151.43		1,218.93
Payment	10/26/2017	Batch ...	Fort Cobb Fuel Auth...		1243 · Custom...	59.27		1,278.20
Payment	10/26/2017	Batch ...	Fort Cobb Fuel Auth...		1243 · Custom...	79.05		1,357.25
Payment	10/27/2017	Batch ...	Fort Cobb Fuel Auth...		1243 · Custom...	173.18		1,530.43
Payment	10/30/2017	Batch ...	Fort Cobb Fuel Auth...		1243 · Custom...	115.07		1,645.50
Deposit	10/31/2017			Interest	419 · Interest I...	0.71		1,646.21
Payment	11/06/2017	Batch ...	Fort Cobb Fuel Auth...		1243 · Custom...	30.87		1,677.08
Payment	11/07/2017	Batch ...	Fort Cobb Fuel Auth...		1243 · Custom...	502.49		2,179.57
Payment	11/08/2017	Batch ...	Fort Cobb Fuel Auth...		1243 · Custom...	46.38		2,225.95
Payment	11/08/2017	Batch ...	Fort Cobb Fuel Auth...		1243 · Custom...	232.95		2,458.90
Payment	11/09/2017	Batch ...	Fort Cobb Fuel Auth...		1243 · Custom...	178.93		2,637.83
Payment	11/10/2017	Batch ...	Fort Cobb Fuel Auth...		1243 · Custom...	125.98		2,763.81
Payment	11/13/2017	Batch ...	Fort Cobb Fuel Auth...		1243 · Custom...	129.03		2,892.84
Payment	11/14/2017	Batch ...	Fort Cobb Fuel Auth...		1243 · Custom...	47.21		2,940.05
Payment	11/15/2017	Batch ...	Fort Cobb Fuel Auth...		1243 · Custom...	235.81		3,175.86
Payment	11/16/2017	Batch ...	Fort Cobb Fuel Auth...		1243 · Custom...	17.51		3,193.37
Payment	11/17/2017	Batch ...	Fort Cobb Fuel Auth...		1243 · Custom...	118.00		3,311.37
Payment	11/17/2017	Batch ...	Fort Cobb Fuel Auth...		1243 · Custom...	152.15		3,463.52
Payment	11/22/2017	Batch ...	Fort Cobb Fuel Auth...		1243 · Custom...	254.55		3,718.07
Payment	11/28/2017	Batch ...	Fort Cobb Fuel Auth...		1243 · Custom...	80.25		3,798.32
Payment	11/28/2017	Batch ...	Fort Cobb Fuel Auth...		1243 · Custom...	191.11		3,989.43
Payment	11/28/2017	Batch ...	Fort Cobb Fuel Auth...		1243 · Custom...	197.14		4,186.57
Payment	11/30/2017	Batch ...	Fort Cobb Fuel Auth...		1243 · Custom...	165.18		4,351.75
Deposit	11/30/2017			Interest	419 · Interest I...	1.36		4,353.11
Payment	12/05/2017	Batch ...	Fort Cobb Fuel Auth...		1243 · Custom...	60.04		4,413.15
Payment	12/05/2017	Batch ...	Fort Cobb Fuel Auth...		1243 · Custom...	91.43		4,504.58
Payment	12/06/2017	Batch ...	Fort Cobb Fuel Auth...		1243 · Custom...	297.41		4,801.99
Payment	12/07/2017	Batch ...	Fort Cobb Fuel Auth...		1243 · Custom...	38.43		4,840.42
Payment	12/07/2017	Batch ...	Fort Cobb Fuel Auth...		1243 · Custom...	161.43		5,001.85
Payment	12/07/2017	Batch ...	Fort Cobb Fuel Auth...		1243 · Custom...	836.96		5,838.81
Payment	12/08/2017	Batch ...	Fort Cobb Fuel Auth...		1243 · Custom...	19.51		5,858.32
Payment	12/08/2017	Batch ...	Fort Cobb Fuel Auth...		1243 · Custom...	30.54		5,888.86
Payment	12/08/2017	Batch ...	Fort Cobb Fuel Auth...		1243 · Custom...	415.05		6,303.91
Payment	12/11/2017	Batch ...	Fort Cobb Fuel Auth...		1243 · Custom...	20.18		6,324.09
Payment	12/11/2017	Batch ...	Fort Cobb Fuel Auth...		1243 · Custom...	216.01		6,540.10
Payment	12/11/2017	Batch ...	Fort Cobb Fuel Auth...		1243 · Custom...	281.75		6,821.85
Transfer	12/14/2017			Funds Transfer	1123 · Deposit ...		6,000.00	821.85
Payment	12/15/2017	Batch ...	Fort Cobb Fuel Auth...		1243 · Custom...	71.33		893.18
Payment	12/15/2017	Batch ...	Fort Cobb Fuel Auth...		1243 · Custom...	157.33		1,050.51

Fort Cobb Fuel Authority
General Ledger
As of December 31, 2017

Type	Date	Num	Name	Memo	Split	Debit	Credit	Balance
Payment	12/18/2017	Batch ...	Fort Cobb Fuel Auth...		1243 · Custom...	305.25		1,355.76
Payment	12/20/2017	Batch ...	Fort Cobb Fuel Auth...		1243 · Custom...	167.36		1,523.12
Payment	12/20/2017	Batch ...	Fort Cobb Fuel Auth...		1243 · Custom...	379.52		1,902.64
Payment	12/22/2017	Batch ...	Fort Cobb Fuel Auth...		1243 · Custom...	273.55		2,176.19
Payment	12/27/2017	Batch ...	Fort Cobb Fuel Auth...		1243 · Custom...	379.09		2,555.28
Payment	12/27/2017	Batch ...	Fort Cobb Fuel Auth...		1243 · Custom...	63.61		2,618.89
Payment	12/28/2017	Batch ...	Fort Cobb Fuel Auth...		1243 · Custom...	231.38		2,850.27
Payment	12/29/2017	Batch ...	Fort Cobb Fuel Auth...		1243 · Custom...	221.33		3,071.60
Deposit	12/29/2017			Interest	419 · Interest I...	1.63		3,073.23
Total 1181 · Money Market - Legacy Bank						58,650.20	57,500.00	3,073.23
1191 · Dep. in Error								0.00
General Journal	12/28/2017	171228		Desposit in Er...	1243 · Custom...		95.00	-95.00
Transfer	12/28/2017			Funds Transf...	1107 · Checkin...	95.00		0.00
Total 1191 · Dep. in Error						95.00	95.00	0.00
1198 · PGC A/R in transit								0.00
Total 1198 · PGC A/R in transit								0.00
1199 · Loan proceeds clearing account								0.00
Total 1199 · Loan proceeds clearing account								0.00
1100 · Cash - Other								0.00
Total 1100 · Cash - Other								0.00
Total 1100 · Cash						2,932,498.03	2,895,340.37	17,984.64
1200 · A/R								396,910.33
1212 · Membership Distribution								0.00
Total 1212 · Membership Distribution								0.00
1243 · Customers								396,910.33
Payment	01/03/2017	Batch 1	Fort Cobb Fuel Auth...		1107 · Checkin...		1,040.35	395,869.98
Payment	01/03/2017	Batch 1	Fort Cobb Fuel Auth...		1107 · Checkin...		717.29	395,152.69
Payment	01/03/2017	Batch 1	Fort Cobb Fuel Auth...		1122 · Deposit ...		83.50	395,069.19
Check	01/03/2017	1552	Fort Cobb Fuel Auth...	Meter deposit...	1107 · Checkin...	35.18		395,104.37
General Journal	01/03/2017	1526	Fort Cobb Fuel Auth...	Lori McRee	488 · Penalties...	50.00		395,154.37
Payment	01/04/2017	Batch 2	Fort Cobb Fuel Auth...		1107 · Checkin...		520.95	394,633.42
Payment	01/04/2017	Batch 2	Fort Cobb Fuel Auth...		1107 · Checkin...		411.74	394,221.68
Payment	01/04/2017	Batch 2	Fort Cobb Fuel Auth...		1122 · Deposit ...		45.51	394,176.17
Payment	01/04/2017	Batch 2	Fort Cobb Fuel Auth...		1181 · Money ...		151.91	394,024.26
General Journal	01/04/2017	161202	Fort Cobb Fuel Auth...	FCFA Gas Bil...	812 · Gas use...		1,031.31	392,992.95
General Journal	01/05/2017	161210	Fort Cobb Fuel Auth...	Stufflebeam d...	480.02 · Resid...		19.51	392,973.44
Payment	01/05/2017	Batch 3	Fort Cobb Fuel Auth...		1107 · Checkin...		706.55	392,266.89
Payment	01/05/2017	Batch 3	Fort Cobb Fuel Auth...		1107 · Checkin...		1,052.38	391,214.51
Payment	01/05/2017	Batch 3	Fort Cobb Fuel Auth...		1121 · Deposit ...		45.00	391,169.51
Payment	01/05/2017	Batch 3	Fort Cobb Fuel Auth...		1121 · Deposit ...		485.70	390,683.81
Payment	01/05/2017	Batch 3	Fort Cobb Fuel Auth...		1122 · Deposit ...		190.88	390,492.93

Fort Cobb Fuel Authority
General Ledger
As of December 31, 2017

Type	Date	Num	Name	Memo	Split	Debit	Credit	Balance
General Journal	01/05/2017	161212	Fort Cobb Fuel Auth...	03559 Chelsi ...	904 · Bad Debt	760.76		391,253.69
Payment	01/05/2017	Batch 3	Fort Cobb Fuel Auth...		1125 · Deposit ...		1,145.57	390,108.12
Check	01/05/2017	1553	Fort Cobb Fuel Auth...	Meter deposit...	1107 · Checkin...	86.16		390,194.28
Check	01/05/2017	1554	Fort Cobb Fuel Auth...	Meter deposit...	1107 · Checkin...	8.52		390,202.80
Payment	01/06/2017	Batch 4	Fort Cobb Fuel Auth...		1107 · Checkin...		603.93	389,598.87
Payment	01/06/2017	Batch 4	Fort Cobb Fuel Auth...		1122 · Deposit ...		100.00	389,498.87
Payment	01/06/2017	Batch 4	Fort Cobb Fuel Auth...		1107 · Checkin...		1,535.21	387,963.66
Payment	01/09/2017	Batch 5	Fort Cobb Fuel Auth...		1107 · Checkin...		8,211.76	379,751.90
Payment	01/09/2017	Batch 5	Fort Cobb Fuel Auth...		1107 · Checkin...		605.90	379,146.00
Payment	01/09/2017	Batch 5	Fort Cobb Fuel Auth...		1121 · Deposit ...		503.43	378,642.57
Payment	01/09/2017	Batch 5	Fort Cobb Fuel Auth...		1121 · Deposit ...		716.19	377,926.38
Payment	01/09/2017	Batch 5	Fort Cobb Fuel Auth...		1122 · Deposit ...		6.00	377,920.38
Payment	01/09/2017	Batch 5	Fort Cobb Fuel Auth...		1181 · Money ...		487.09	377,433.29
Deposit	01/10/2017	ACH	Fort Cobb Fuel Auth...	Bank Draft	1107 · Checkin...		16,004.59	361,428.70
Payment	01/10/2017	Batch 6	Fort Cobb Fuel Auth...		1125 · Deposit ...		2,887.45	358,541.25
Payment	01/10/2017	Batch 6	Fort Cobb Fuel Auth...		1107 · Checkin...		13,425.99	345,115.26
Payment	01/10/2017	Batch 6	Fort Cobb Fuel Auth...		1107 · Checkin...		1,473.49	343,641.77
Payment	01/10/2017	Batch 6	Fort Cobb Fuel Auth...		1121 · Deposit ...		1,456.04	342,185.73
Payment	01/10/2017	Batch 6	Fort Cobb Fuel Auth...		1122 · Deposit ...		392.36	341,793.37
Payment	01/10/2017	Batch 6	Fort Cobb Fuel Auth...		1181 · Money ...		469.31	341,324.06
General Journal	01/10/2017	5346	Fort Cobb Fuel Auth...	Hendricks OVR	480.01 · Resid...		200.47	341,123.59
General Journal	01/10/2017	5353	Fort Cobb Fuel Auth...	Ivan Stevens ...	481.42 · Agricu...		202.95	340,920.64
Payment	01/11/2017	Batch 7	Fort Cobb Fuel Auth...		1107 · Checkin...		9,627.85	331,292.79
Payment	01/11/2017	Batch 7	Fort Cobb Fuel Auth...		1107 · Checkin...		700.12	330,592.67
Payment	01/11/2017	Batch 7	Fort Cobb Fuel Auth...		1121 · Deposit ...		1,085.56	329,507.11
Payment	01/11/2017	Batch 7	Fort Cobb Fuel Auth...		1122 · Deposit ...		121.23	329,385.88
Payment	01/11/2017	Batch 7	Fort Cobb Fuel Auth...		1122 · Deposit ...		253.08	329,132.80
Payment	01/12/2017	Batch 8	Fort Cobb Fuel Auth...		1107 · Checkin...		7,669.18	321,463.62
Payment	01/12/2017	Batch 8	Fort Cobb Fuel Auth...		1107 · Checkin...		19,631.17	301,832.45
Payment	01/12/2017	Batch 8	Fort Cobb Fuel Auth...		1107 · Checkin...		867.71	300,964.74
Payment	01/12/2017	Batch 8	Fort Cobb Fuel Auth...		1121 · Deposit ...		619.02	300,345.72
Payment	01/12/2017	Batch 8	Fort Cobb Fuel Auth...		1122 · Deposit ...		262.62	300,083.10
Payment	01/12/2017	Batch 8	Fort Cobb Fuel Auth...		1181 · Money ...		15.97	300,067.13
Payment	01/12/2017	Batch 8	Fort Cobb Fuel Auth...		1181 · Money ...		35.17	300,031.96
Payment	01/12/2017	Batch 8	Fort Cobb Fuel Auth...		1181 · Money ...		120.45	299,911.51
Payment	01/12/2017	Batch 8	Fort Cobb Fuel Auth...		1181 · Money ...		200.00	299,711.51
Payment	01/12/2017	Batch 8	Fort Cobb Fuel Auth...		1181 · Money ...		516.45	299,195.06
Payment	01/12/2017	Batch 8	Fort Cobb Fuel Auth...		1181 · Money ...		2,642.73	296,552.33
Payment	01/12/2017	Batch 8	Fort Cobb Fuel Auth...		1125 · Deposit ...		3,715.42	292,836.91
Payment	01/13/2017	Batch 9	Fort Cobb Fuel Auth...		1107 · Checkin...		10,874.64	281,962.27
Payment	01/13/2017	Batch 9	Fort Cobb Fuel Auth...		1107 · Checkin...		437.60	281,524.67
Payment	01/13/2017	Batch 9	Fort Cobb Fuel Auth...		1121 · Deposit ...		1,074.61	280,450.06
Payment	01/13/2017	Batch 9	Fort Cobb Fuel Auth...		1181 · Money ...		600.06	279,850.00
General Journal	01/13/2017	5344	Fort Cobb Fuel Auth...	Deidra Flores ...	1107 · Checkin...	197.40		280,047.40
Payment	01/16/2017	Batch ...	Fort Cobb Fuel Auth...		1107 · Checkin...		1,428.64	278,618.76
General Journal	01/16/2017	5354	Fort Cobb Fuel Auth...	Kevin Pearcy ...	2499 · EEP Co...		200.00	278,418.76
Payment	01/17/2017	Batch ...	Fort Cobb Fuel Auth...		1107 · Checkin...		89,897.19	188,521.57
Payment	01/17/2017	Batch ...	Fort Cobb Fuel Auth...		1107 · Checkin...		2,187.90	186,333.67
Payment	01/17/2017	Batch ...	Fort Cobb Fuel Auth...		1122 · Deposit ...		160.00	186,173.67

Fort Cobb Fuel Authority
General Ledger
As of December 31, 2017

Type	Date	Num	Name	Memo	Split	Debit	Credit	Balance
Payment	01/17/2017	Batch ...	Fort Cobb Fuel Auth...		1121 · Deposit ...		773.22	185,400.45
Payment	01/17/2017	Batch ...	Fort Cobb Fuel Auth...		1126 · Deposit ...		162.00	185,238.45
Payment	01/17/2017	Batch ...	Fort Cobb Fuel Auth...		1125 · Deposit ...		2,341.16	182,897.29
Payment	01/18/2017	Batch ...	Fort Cobb Fuel Auth...		1107 · Checkin...		1,692.45	181,204.84
Payment	01/18/2017	Batch ...	Fort Cobb Fuel Auth...		1107 · Checkin...		992.02	180,212.82
Payment	01/18/2017	Batch ...	Fort Cobb Fuel Auth...		1121 · Deposit ...		331.36	179,881.46
Payment	01/18/2017	Batch ...	Fort Cobb Fuel Auth...		1122 · Deposit ...		196.17	179,685.29
Payment	01/19/2017	Batch ...	Fort Cobb Fuel Auth...		1107 · Checkin...		170.00	179,515.29
Payment	01/19/2017	Batch ...	Fort Cobb Fuel Auth...		1107 · Checkin...		18,536.88	160,978.41
Payment	01/19/2017	Batch ...	Fort Cobb Fuel Auth...		1107 · Checkin...		1,649.52	159,328.89
Payment	01/19/2017	Batch ...	Fort Cobb Fuel Auth...		1121 · Deposit ...		684.58	158,644.31
Payment	01/19/2017	Batch ...	Fort Cobb Fuel Auth...		1122 · Deposit ...		1,171.90	157,472.41
Payment	01/19/2017	Batch ...	Fort Cobb Fuel Auth...		1181 · Money ...		69.54	157,402.87
Payment	01/19/2017	Batch ...	Fort Cobb Fuel Auth...		1181 · Money ...		90.00	157,312.87
Payment	01/19/2017	Batch ...	Fort Cobb Fuel Auth...		1181 · Money ...		383.29	156,929.58
Payment	01/19/2017	Batch ...	Fort Cobb Fuel Auth...		1181 · Money ...		520.38	156,409.20
General Journal	01/19/2017	5345	Fort Cobb Fuel Auth...	Hartzell recon...	488 · Penalties...	100.00		156,509.20
General Journal	01/19/2017	5350	Fort Cobb Fuel Auth...	Sanders reco...	488 · Penalties...	50.00		156,559.20
Payment	01/20/2017	Batch ...	Fort Cobb Fuel Auth...		1107 · Checkin...		27,992.34	128,566.86
Payment	01/20/2017	Batch ...	Fort Cobb Fuel Auth...		1107 · Checkin...		1,372.69	127,194.17
Payment	01/20/2017	Batch ...	Fort Cobb Fuel Auth...		1181 · Money ...		93.08	127,101.09
Payment	01/20/2017	Batch ...	Fort Cobb Fuel Auth...		1181 · Money ...		324.08	126,777.01
Payment	01/20/2017	Batch ...	Fort Cobb Fuel Auth...		1125 · Deposit ...		2,312.48	124,464.53
Payment	01/23/2017	Batch ...	Fort Cobb Fuel Auth...		1107 · Checkin...		8,323.34	116,141.19
Payment	01/23/2017	Batch ...	Fort Cobb Fuel Auth...		1107 · Checkin...		2,393.73	113,747.46
Payment	01/23/2017	Batch ...	Fort Cobb Fuel Auth...		1122 · Deposit ...		162.36	113,585.10
Check	01/23/2017	1558	Fort Cobb Fuel Auth...	Refund credit ...	1107 · Checkin...	39.64		113,624.74
Check	01/23/2017	1559	Fort Cobb Fuel Auth...	Meter deposit...	1107 · Checkin...	26.67		113,651.41
Check	01/23/2017	1560	Fort Cobb Fuel Auth...	Meter deposit...	1107 · Checkin...	46.70		113,698.11
Payment	01/24/2017	Batch ...	Fort Cobb Fuel Auth...		1107 · Checkin...		11,179.49	102,518.62
Payment	01/24/2017	Batch ...	Fort Cobb Fuel Auth...		1107 · Checkin...		5,656.22	96,862.40
Payment	01/24/2017	Batch ...	Fort Cobb Fuel Auth...		1121 · Deposit ...		94.54	96,767.86
Payment	01/24/2017	Batch ...	Fort Cobb Fuel Auth...		1122 · Deposit ...		545.78	96,222.08
Payment	01/24/2017	Baseb...	Fort Cobb Fuel Auth...		1125 · Deposit ...		2,628.89	93,593.19
Payment	01/25/2017	Batch ...	Fort Cobb Fuel Auth...		1107 · Checkin...		4,039.79	89,553.40
Payment	01/25/2017	Batch ...	Fort Cobb Fuel Auth...		1107 · Checkin...		1,955.68	87,597.72
Payment	01/25/2017	Batch ...	Fort Cobb Fuel Auth...		1121 · Deposit ...		404.85	87,192.87
Payment	01/25/2017	Batch ...	Fort Cobb Fuel Auth...		1122 · Deposit ...		530.88	86,661.99
Payment	01/25/2017	Batch ...	Fort Cobb Fuel Auth...		1126 · Deposit ...		311.00	86,350.99
Payment	01/25/2017	Batch ...	Fort Cobb Fuel Auth...		1181 · Money ...		93.49	86,257.50
Payment	01/25/2017	Batch ...	Fort Cobb Fuel Auth...		1181 · Money ...		1,277.43	84,980.07
Payment	01/26/2017	Batch ...	Fort Cobb Fuel Auth...		1107 · Checkin...		2,276.69	82,703.38
Payment	01/26/2017	Batch ...	Fort Cobb Fuel Auth...		1107 · Checkin...		1,423.59	81,279.79
Payment	01/26/2017	Batch ...	Fort Cobb Fuel Auth...		1122 · Deposit ...		70.35	81,209.44
Payment	01/26/2017	Batch ...	Fort Cobb Fuel Auth...		1125 · Deposit ...		2,032.24	79,177.20
General Journal	01/26/2017	5347	Fort Cobb Fuel Auth...	Erica Pippin r...	488 · Penalties...	100.00		79,277.20
Payment	01/27/2017	Batch ...	Fort Cobb Fuel Auth...		1107 · Checkin...		3,978.18	75,299.02
Payment	01/27/2017	Batch ...	Fort Cobb Fuel Auth...		1107 · Checkin...		1,502.88	73,796.14
Payment	01/27/2017	Batch ...	Fort Cobb Fuel Auth...		1121 · Deposit ...		35.77	73,760.37

Fort Cobb Fuel Authority
General Ledger
As of December 31, 2017

Type	Date	Num	Name	Memo	Split	Debit	Credit	Balance
Payment	01/27/2017	Batch ...	Fort Cobb Fuel Auth...		1122 · Deposit ...		172.13	73,588.24
Payment	01/27/2017	Batch ...	Fort Cobb Fuel Auth...		1181 · Money ...		224.87	73,363.37
Payment	01/30/2017	Batch ...	Fort Cobb Fuel Auth...		1107 · Checkin...		5,870.21	67,493.16
Payment	01/30/2017	Batch ...	Fort Cobb Fuel Auth...		1107 · Checkin...		1,336.35	66,156.81
Payment	01/30/2017	Batch ...	Fort Cobb Fuel Auth...		1181 · Money ...		219.17	65,937.64
Payment	01/31/2017	Batch ...	Fort Cobb Fuel Auth...		1107 · Checkin...		1,408.77	64,528.87
Payment	01/31/2017	Batch ...	Fort Cobb Fuel Auth...		1107 · Checkin...		879.22	63,649.65
Payment	01/31/2017	Batch ...	Fort Cobb Fuel Auth...		1122 · Deposit ...		60.00	63,589.65
Payment	01/31/2017	Batch ...	Fort Cobb Fuel Auth...		1126 · Deposit ...		82.00	63,507.65
Payment	01/31/2017	Batch ...	Fort Cobb Fuel Auth...		1181 · Money ...		196.48	63,311.17
General Journal	01/31/2017	5349	Fort Cobb Fuel Auth...	Adjust level p...	2415 · Level P...		5,668.67	57,642.50
General Journal	01/31/2017	5351	Fort Cobb Fuel Auth...	penalty calcul...	488 · Penalties...	866.96		58,509.46
General Journal	01/31/2017	5352	Fort Cobb Fuel Auth...		480.01 · Resid...	425,037.42		483,546.88
General Journal	01/31/2017	5355	Fort Cobb Fuel Auth...	MMA J Harvey	481.41 · Agricu...		0.40	483,546.48
General Journal	01/31/2017	5356	Fort Cobb Fuel Auth...		480.01 · Resid...	692.54		484,239.02
General Journal	01/31/2017	5357	Fort Cobb Fuel Auth...	Carmen Lope...	480.02 · Resid...	19.51		484,258.53
General Journal	01/31/2017	5358	Fort Cobb Fuel Auth...	Family Diner, ...	481.11 · Com...	179.85		484,438.38
General Journal	01/31/2017	5359	Fort Cobb Fuel Auth...	01845 Kirby B...	2413 · Custom...		150.00	484,288.38
General Journal	01/31/2017	5360	Fort Cobb Fuel Auth...	Esther Page, ...	480.01 · Resid...	65.19		484,353.57
Payment	02/01/2017	Batch ...	Fort Cobb Fuel Auth...		1107 · Checkin...		783.66	483,569.91
Payment	02/01/2017	Batch ...	Fort Cobb Fuel Auth...		1107 · Checkin...		772.39	482,797.52
Payment	02/01/2017	Batch ...	Fort Cobb Fuel Auth...		1122 · Deposit ...		134.89	482,662.63
Payment	02/01/2017	Batch ...	Fort Cobb Fuel Auth...		1125 · Deposit ...		1,146.52	481,516.11
Payment	02/01/2017	Batch ...	Fort Cobb Fuel Auth...		1121 · Deposit ...		292.39	481,223.72
Payment	02/02/2017	Batch ...	Fort Cobb Fuel Auth...		1107 · Checkin...		1,443.09	479,780.63
Payment	02/02/2017	Batch ...	Fort Cobb Fuel Auth...		1107 · Checkin...		1,116.37	478,664.26
Payment	02/02/2017	Batch ...	Fort Cobb Fuel Auth...		1121 · Deposit ...		370.25	478,294.01
Payment	02/02/2017	Batch ...	Fort Cobb Fuel Auth...		1122 · Deposit ...		240.00	478,054.01
Payment	02/02/2017	Batch ...	Fort Cobb Fuel Auth...		1126 · Deposit ...		175.00	477,879.01
Payment	02/02/2017	Batch ...	Fort Cobb Fuel Auth...		1181 · Money ...		79.65	477,799.36
Payment	02/02/2017	Batch ...	Fort Cobb Fuel Auth...		1181 · Money ...		218.41	477,580.95
General Journal	02/02/2017	170104	Fort Cobb Fuel Auth...	Frizzell recon...	488 · Penalties...	50.00		477,630.95
Payment	02/03/2017	Batch ...	Fort Cobb Fuel Auth...		1107 · Checkin...		3,409.46	474,221.49
Payment	02/03/2017	Batch ...	Fort Cobb Fuel Auth...		1107 · Checkin...		820.53	473,400.96
Payment	02/03/2017	Batch ...	Fort Cobb Fuel Auth...		1122 · Deposit ...		154.96	473,246.00
Payment	02/03/2017	Batch ...	Fort Cobb Fuel Auth...		1181 · Money ...		74.23	473,171.77
Payment	02/03/2017	Batch ...	Fort Cobb Fuel Auth...		1125 · Deposit ...		1,567.96	471,603.81
Payment	02/06/2017	Batch ...	Fort Cobb Fuel Auth...		1107 · Checkin...		10,836.53	460,767.28
Payment	02/06/2017	Batch ...	Fort Cobb Fuel Auth...		1107 · Checkin...		3,632.67	457,134.61
Payment	02/06/2017	Batch ...	Fort Cobb Fuel Auth...		1121 · Deposit ...		27.65	457,106.96
Payment	02/06/2017	Batch ...	Fort Cobb Fuel Auth...		1122 · Deposit ...		462.48	456,644.48
Payment	02/06/2017	Batch ...	Fort Cobb Fuel Auth...		1126 · Deposit ...		50.00	456,594.48
Payment	02/06/2017	Batch ...	Fort Cobb Fuel Auth...		1181 · Money ...		39.09	456,555.39
Payment	02/06/2017	Batch ...	Fort Cobb Fuel Auth...		1181 · Money ...		175.00	456,380.39
Payment	02/06/2017	Batch ...	Fort Cobb Fuel Auth...		1181 · Money ...		1,097.41	455,282.98
Payment	02/06/2017	Batch ...	Fort Cobb Fuel Auth...		1125 · Deposit ...		2,754.37	452,528.61
General Journal	02/06/2017	170105	Fort Cobb Fuel Auth...	02136 Catheri...	904 · Bad Debt	699.97		453,228.58
Check	02/07/2017	1563	Fort Cobb Fuel Auth...	Meter deposit...	1107 · Checkin...	142.05		453,370.63
Payment	02/07/2017	Batch ...	Fort Cobb Fuel Auth...		1107 · Checkin...		13,106.01	440,264.62

Fort Cobb Fuel Authority
General Ledger
As of December 31, 2017

Type	Date	Num	Name	Memo	Split	Debit	Credit	Balance
Payment	02/07/2017	Batch ...	Fort Cobb Fuel Auth...		1107 · Checkin...		1,948.28	438,316.34
Payment	02/07/2017	Batch ...	Fort Cobb Fuel Auth...		1121 · Deposit ...		1,677.95	436,638.39
Payment	02/07/2017	Batch ...	Fort Cobb Fuel Auth...		1122 · Deposit ...		469.00	436,169.39
Payment	02/07/2017	Batch ...	Fort Cobb Fuel Auth...		1181 · Money ...		788.17	435,381.22
General Journal	02/07/2017	170106	Fort Cobb Fuel Auth...	Margie Lee Adj	480.02 · Resid...		18.01	435,363.21
General Journal	02/07/2017	161232	Fort Cobb Fuel Auth...	Lumae Senne...	2413 · Custom...		250.00	435,113.21
Payment	02/08/2017	Batch ...	Fort Cobb Fuel Auth...		1107 · Checkin...		69,751.09	365,362.12
Payment	02/08/2017	Batch ...	Fort Cobb Fuel Auth...		1107 · Checkin...		1,190.03	364,172.09
Payment	02/08/2017	Batch ...	Fort Cobb Fuel Auth...		1121 · Deposit ...		357.93	363,814.16
Payment	02/08/2017	Batch ...	Fort Cobb Fuel Auth...		1121 · Deposit ...		1,516.64	362,297.52
Payment	02/08/2017	Batch ...	Fort Cobb Fuel Auth...		1122 · Deposit ...		387.93	361,909.59
Payment	02/08/2017	Batch ...	Fort Cobb Fuel Auth...		1181 · Money ...		224.41	361,685.18
Payment	02/08/2017	Batch ...	Fort Cobb Fuel Auth...		1181 · Money ...		1,717.38	359,967.80
Payment	02/08/2017	Batch ...	Fort Cobb Fuel Auth...		1125 · Deposit ...		2,345.30	357,622.50
Payment	02/09/2017	Batch ...	Fort Cobb Fuel Auth...		1107 · Checkin...		13,219.01	344,403.49
Payment	02/09/2017	Batch ...	Fort Cobb Fuel Auth...		1107 · Checkin...		1,217.28	343,186.21
Payment	02/09/2017	Batch ...	Fort Cobb Fuel Auth...		1121 · Deposit ...		1,492.14	341,694.07
Payment	02/09/2017	Batch ...	Fort Cobb Fuel Auth...		1122 · Deposit ...		100.00	341,594.07
Payment	02/09/2017	Batch ...	Fort Cobb Fuel Auth...		1181 · Money ...		654.07	340,940.00
Payment	02/10/2017	Batch ...	Fort Cobb Fuel Auth...		1107 · Checkin...		11,313.37	329,626.63
Payment	02/10/2017	Batch ...	Fort Cobb Fuel Auth...		1107 · Checkin...		1,585.42	328,041.21
Payment	02/10/2017	Batch ...	Fort Cobb Fuel Auth...		1121 · Deposit ...		27.65	328,013.56
Payment	02/10/2017	Batch ...	Fort Cobb Fuel Auth...		1122 · Deposit ...		77.82	327,935.74
Payment	02/10/2017	Batch ...	Fort Cobb Fuel Auth...		1181 · Money ...		234.79	327,700.95
Payment	02/10/2017	Batch ...	Fort Cobb Fuel Auth...		1181 · Money ...		649.94	327,051.01
Deposit	02/13/2017	ACH	Fort Cobb Fuel Auth...	Bank Draft	1107 · Checkin...		18,107.53	308,943.48
Payment	02/13/2017	Batch ...	Fort Cobb Fuel Auth...		1107 · Checkin...		25,075.35	283,868.13
Payment	02/13/2017	Batch ...	Fort Cobb Fuel Auth...		1107 · Checkin...		2,578.62	281,289.51
Payment	02/13/2017	Batch ...	Fort Cobb Fuel Auth...		1121 · Deposit ...		135.78	281,153.73
Payment	02/13/2017	Batch ...	Fort Cobb Fuel Auth...		1122 · Deposit ...		368.86	280,784.87
Check	02/13/2017	1575	Fort Cobb Fuel Auth...	Meter deposit...	1107 · Checkin...	69.75		280,854.62
General Journal	02/13/2017	161233	Fort Cobb Fuel Auth...	Adj final bills sy	488 · Penalties...		5.02	280,849.60
General Journal	02/13/2017	161234	Fort Cobb Fuel Auth...	Write off bad ...	904 · Bad Debt		2,880.70	277,968.90
General Journal	02/14/2017	161235	Fort Cobb Fuel Auth...	Write off bad ...	904 · Bad Debt		5,217.45	272,751.45
General Journal	02/14/2017	161236	Fort Cobb Fuel Auth...	03323 Adj La...	480.01 · Resid...		80.23	272,671.22
General Journal	02/14/2017	161237	Fort Cobb Fuel Auth...	Eakly Bar dis ...	488 · Penalties...		50.00	272,621.22
General Journal	02/14/2017	161238	Fort Cobb Fuel Auth...	02931 Michae...	480.02 · Resid...		233.18	272,388.04
General Journal	02/14/2017	161239	Fort Cobb Fuel Auth...	03121 Darrel ...	480.02 · Resid...		99.59	272,288.45
General Journal	02/14/2017	161240	Fort Cobb Fuel Auth...	03163 Patrici...	480.01 · Resid...		116.11	272,172.34
General Journal	02/14/2017	161241	Fort Cobb Fuel Auth...	03451 A Lawr...	480.02 · Resid...		77.95	272,094.39
Payment	02/14/2017	Batch ...	Fort Cobb Fuel Auth...		1107 · Checkin...		11,927.66	260,166.73
Payment	02/14/2017	Batch ...	Fort Cobb Fuel Auth...		1107 · Checkin...		2,599.85	257,566.88
Payment	02/14/2017	Batch ...	Fort Cobb Fuel Auth...		1121 · Deposit ...		1,136.55	256,430.33
Payment	02/14/2017	Batch ...	Fort Cobb Fuel Auth...		1125 · Deposit ...		3,552.65	252,877.68
Payment	02/15/2017	Batch ...	Fort Cobb Fuel Auth...		1107 · Checkin...		14,612.82	238,264.86
Payment	02/15/2017	Batch ...	Fort Cobb Fuel Auth...		1107 · Checkin...		1,270.50	236,994.36
Payment	02/15/2017	Batch ...	Fort Cobb Fuel Auth...		1121 · Deposit ...		427.60	236,566.76
Payment	02/15/2017	Batch ...	Fort Cobb Fuel Auth...		1122 · Deposit ...		295.35	236,271.41
Payment	02/15/2017	Batch ...	Fort Cobb Fuel Auth...		1181 · Money ...		250.33	236,021.08

Fort Cobb Fuel Authority
General Ledger
As of December 31, 2017

Type	Date	Num	Name	Memo	Split	Debit	Credit	Balance
Payment	02/15/2017	Batch ...	Fort Cobb Fuel Auth...		1181 · Money ...		307.15	235,713.93
Payment	02/15/2017	Batch ...	Fort Cobb Fuel Auth...		1181 · Money ...		783.11	234,930.82
Payment	02/15/2017	Batch ...	Fort Cobb Fuel Auth...		1125 · Deposit ...		3,144.96	231,785.86
Payment	02/16/2017	Batch ...	Fort Cobb Fuel Auth...		1107 · Checkin...		8,016.79	223,769.07
Payment	02/16/2017	Batch ...	Fort Cobb Fuel Auth...		1107 · Checkin...		3,621.16	220,147.91
Payment	02/16/2017	Batch ...	Fort Cobb Fuel Auth...		1121 · Deposit ...		1,558.43	218,589.48
Payment	02/16/2017	Batch ...	Fort Cobb Fuel Auth...		1122 · Deposit ...		705.65	217,883.83
Payment	02/16/2017	Batch ...	Fort Cobb Fuel Auth...		1181 · Money ...		396.06	217,487.77
Payment	02/17/2017	Batch ...	Fort Cobb Fuel Auth...		1107 · Checkin...		14,704.22	202,783.55
Payment	02/17/2017	Batch ...	Fort Cobb Fuel Auth...		1107 · Checkin...		703.31	202,080.24
Payment	02/17/2017	Batch ...	Fort Cobb Fuel Auth...		1181 · Money ...		381.94	201,698.30
Payment	02/17/2017	Batch ...	Fort Cobb Fuel Auth...		1125 · Deposit ...		2,554.98	199,143.32
Payment	02/17/2017	Batch ...	Fort Cobb Fuel Auth...		1125 · Deposit ...		3,262.18	195,881.14
Payment	02/20/2017	Batch ...	Fort Cobb Fuel Auth...		1107 · Checkin...		379.91	195,501.23
Payment	02/20/2017	Batch ...	Fort Cobb Fuel Auth...		1107 · Checkin...		2,057.45	193,443.78
Payment	02/21/2017	Batch ...	Fort Cobb Fuel Auth...		1107 · Checkin...		18,973.54	174,470.24
Payment	02/21/2017	Batch ...	Fort Cobb Fuel Auth...		1107 · Checkin...		651.38	173,818.86
Payment	02/21/2017	Batch ...	Fort Cobb Fuel Auth...		1121 · Deposit ...		549.57	173,269.29
Payment	02/21/2017	Batch ...	Fort Cobb Fuel Auth...		1122 · Deposit ...		542.90	172,726.39
Payment	02/22/2017	Batch ...	Fort Cobb Fuel Auth...		1107 · Checkin...		11,983.89	160,742.50
Payment	02/22/2017	Batch ...	Fort Cobb Fuel Auth...		1107 · Checkin...		1,681.09	159,061.41
Payment	02/22/2017	Batch ...	Fort Cobb Fuel Auth...		1122 · Deposit ...		594.43	158,466.98
Payment	02/22/2017	Batch ...	Fort Cobb Fuel Auth...		1181 · Money ...		234.89	158,232.09
Payment	02/22/2017	Batch ...	Fort Cobb Fuel Auth...		1181 · Money ...		543.97	157,688.12
Payment	02/22/2017	Batch ...	Fort Cobb Fuel Auth...		1125 · Deposit ...		2,643.94	155,044.18
General Journal	02/23/2017	161242	Fort Cobb Fuel Auth...	Billed collecti...	488 · Penalties...	175.00		155,219.18
Payment	02/23/2017	Batch ...	Fort Cobb Fuel Auth...		1107 · Checkin...		12,480.92	142,738.26
Payment	02/23/2017	Batch ...	Fort Cobb Fuel Auth...		1107 · Checkin...		2,543.18	140,195.08
Payment	02/23/2017	Batch ...	Fort Cobb Fuel Auth...		1121 · Deposit ...		134.26	140,060.82
Payment	02/23/2017	Batch ...	Fort Cobb Fuel Auth...		1122 · Deposit ...		175.00	139,885.82
Payment	02/23/2017	Batch ...	Fort Cobb Fuel Auth...		1181 · Money ...		422.10	139,463.72
Payment	02/23/2017	Batch ...	Fort Cobb Fuel Auth...		1125 · Deposit ...		1,258.59	138,205.13
Payment	02/23/2017	Batch ...	Fort Cobb Fuel Auth...		1121 · Deposit ...		442.53	137,762.60
Payment	02/24/2017	Batch ...	Fort Cobb Fuel Auth...		1107 · Checkin...		3,768.84	133,993.76
Payment	02/24/2017	Batch ...	Fort Cobb Fuel Auth...		1107 · Checkin...		7,267.23	126,726.53
Payment	02/24/2017	Batch ...	Fort Cobb Fuel Auth...		1122 · Deposit ...		232.06	126,494.47
Payment	02/24/2017	Batch ...	Fort Cobb Fuel Auth...		1181 · Money ...		311.34	126,183.13
Payment	02/24/2017	Batch ...	Fort Cobb Fuel Auth...		1125 · Deposit ...		921.23	125,261.90
General Journal	02/24/2017	544	Fort Cobb Fuel Auth...	Bill Dennis Pi...	2413 · Custom...	250.00		125,511.90
Payment	02/27/2017	Batch ...	Fort Cobb Fuel Auth...		1107 · Checkin...		4,378.69	121,133.21
Payment	02/27/2017	Batch ...	Fort Cobb Fuel Auth...		1107 · Checkin...		3,090.58	118,042.63
Payment	02/27/2017	Batch ...	Fort Cobb Fuel Auth...		1121 · Deposit ...		85.00	117,957.63
Payment	02/27/2017	Batch ...	Fort Cobb Fuel Auth...		1121 · Deposit ...		524.20	117,433.43
Payment	02/27/2017	Batch ...	Fort Cobb Fuel Auth...		1122 · Deposit ...		117.04	117,316.39
Payment	02/27/2017	Batch ...	Fort Cobb Fuel Auth...		1122 · Deposit ...		610.31	116,706.08
Payment	02/27/2017	Batch ...	Fort Cobb Fuel Auth...		1126 · Deposit ...		120.00	116,586.08
Payment	02/27/2017	Batch ...	Fort Cobb Fuel Auth...		1126 · Deposit ...		1,156.55	115,429.53
Payment	02/27/2017	Batch ...	Fort Cobb Fuel Auth...		1181 · Money ...		100.00	115,329.53
Payment	02/28/2017	Batch ...	Fort Cobb Fuel Auth...		1107 · Checkin...		1,272.70	114,056.83

Fort Cobb Fuel Authority
General Ledger
As of December 31, 2017

Type	Date	Num	Name	Memo	Split	Debit	Credit	Balance
Payment	02/28/2017	Batch ...	Fort Cobb Fuel Auth...		1107 · Checkin...		2,374.99	111,681.84
Payment	02/28/2017	Batch ...	Fort Cobb Fuel Auth...		1122 · Deposit ...		208.95	111,472.89
Payment	02/28/2017	Batch ...	Fort Cobb Fuel Auth...		1181 · Money ...		566.78	110,906.11
Payment	02/28/2017	Batch ...	Fort Cobb Fuel Auth...		1125 · Deposit ...		2,067.74	108,838.37
General Journal	02/28/2017	545	Fort Cobb Fuel Auth...	Reconnects ...	488 · Penalties...	200.00		109,038.37
General Journal	02/28/2017	546	Fort Cobb Fuel Auth...	adj level pay sy	2415 · Level P...		6,864.84	102,173.53
General Journal	02/28/2017	547	Fort Cobb Fuel Auth...	Final bills 2/1 ...	480.01 · Resid...		285.53	101,888.00
General Journal	02/28/2017	548	Fort Cobb Fuel Auth...	Mandy Riner f...	480.01 · Resid...		138.18	101,749.82
General Journal	02/28/2017	549	Fort Cobb Fuel Auth...	MMA disc Ki...	481.41 · Agricu...		20.08	101,729.74
General Journal	02/28/2017	550	Fort Cobb Fuel Auth...	JD Wann bill ...	480.01 · Resid...		489.65	101,240.09
General Journal	02/28/2017	551	Fort Cobb Fuel Auth...	Dudgeon final	480.01 · Resid...	12.02		101,252.11
General Journal	02/28/2017	552	Fort Cobb Fuel Auth...	Botone final	480.01 · Resid...		125.57	101,126.54
General Journal	02/28/2017	554	Fort Cobb Fuel Auth...	penalty calcul...	488 · Penalties...	1,555.51		102,682.05
General Journal	02/28/2017	555	Fort Cobb Fuel Auth...		480.01 · Resid...	280,473.51		383,155.56
Payment	02/28/2017	Batch ...	Fort Cobb Fuel Auth...		1181 · Money ...		327.94	382,827.62
Payment	03/01/2017	Batch ...	Fort Cobb Fuel Auth...		1107 · Checkin...		2,370.65	380,456.97
Payment	03/01/2017	Batch ...	Fort Cobb Fuel Auth...		1107 · Checkin...		1,111.44	379,345.53
Payment	03/01/2017	Batch ...	Fort Cobb Fuel Auth...		1122 · Deposit ...		226.67	379,118.86
Payment	03/01/2017	Batch ...	Fort Cobb Fuel Auth...		1181 · Money ...		437.95	378,680.91
General Journal	03/01/2017	170205	Fort Cobb Fuel Auth...	James/Audra ...	1126 · Deposit ...	294.87		378,975.78
General Journal	03/02/2017	553	Fort Cobb Fuel Auth...	Navitas gas bi...	812 · Gas use...		895.15	378,080.63
Payment	03/02/2017	Batch ...	Fort Cobb Fuel Auth...		1107 · Checkin...		2,294.82	375,785.81
Payment	03/02/2017	Batch ...	Fort Cobb Fuel Auth...		1107 · Checkin...		1,415.55	374,370.26
Payment	03/02/2017	Batch ...	Fort Cobb Fuel Auth...		1181 · Money ...		268.17	374,102.09
Payment	03/02/2017	Batch ...	Fort Cobb Fuel Auth...		1125 · Deposit ...		558.27	373,543.82
Payment	03/03/2017	Batch ...	Fort Cobb Fuel Auth...		1107 · Checkin...		275.66	373,268.16
Payment	03/03/2017	Batch ...	Fort Cobb Fuel Auth...		1107 · Checkin...		1,032.54	372,235.62
General Journal	03/03/2017	170204	Fort Cobb Fuel Auth...	Shoff 03367 ...	480.01 · Resid...	50.06		372,285.68
Payment	03/06/2017	Batch ...	Fort Cobb Fuel Auth...		1107 · Checkin...		19,334.04	352,951.64
Payment	03/06/2017	Batch ...	Fort Cobb Fuel Auth...		1107 · Checkin...		3,101.37	349,850.27
Payment	03/06/2017	Batch ...	Fort Cobb Fuel Auth...		1122 · Deposit ...		347.08	349,503.19
General Journal	03/06/2017	170203	Fort Cobb Fuel Auth...	Sue Walker 0...	904 · Bad Debt	248.68		349,751.87
Payment	03/07/2017	Batch ...	Fort Cobb Fuel Auth...		1107 · Checkin...		3,541.39	346,210.48
Payment	03/07/2017	Batch ...	Fort Cobb Fuel Auth...		1121 · Deposit ...		840.41	345,370.07
Payment	03/07/2017	Batch ...	Fort Cobb Fuel Auth...		1122 · Deposit ...		320.87	345,049.20
Payment	03/07/2017	Batch ...	Fort Cobb Fuel Auth...		1181 · Money ...		1,114.98	343,934.22
Payment	03/07/2017	Batch ...	Fort Cobb Fuel Auth...		1125 · Deposit ...		2,711.56	341,222.66
General Journal	03/07/2017	170207	Fort Cobb Fuel Auth...	Maschhoff pe...	488 · Penalties...		253.74	340,968.92
Payment	03/07/2017	Batch ...	Fort Cobb Fuel Auth...		1107 · Checkin...		11,855.12	329,113.80
Payment	03/08/2017	Batch ...	Fort Cobb Fuel Auth...		1107 · Checkin...		13,442.77	315,671.03
Payment	03/08/2017	Batch ...	Fort Cobb Fuel Auth...		1107 · Checkin...		1,278.45	314,392.58
Payment	03/08/2017	Batch ...	Fort Cobb Fuel Auth...		1121 · Deposit ...		910.40	313,482.18
Payment	03/08/2017	Batch ...	Fort Cobb Fuel Auth...		1122 · Deposit ...		265.75	313,216.43
Check	03/08/2017	1586	Fort Cobb Fuel Auth...	Overpayment ...	1107 · Checkin...	47.19		313,263.62
Payment	03/09/2017	Batch ...	Fort Cobb Fuel Auth...		1107 · Checkin...		8,511.09	304,752.53
Payment	03/09/2017	Batch ...	Fort Cobb Fuel Auth...		1107 · Checkin...		1,023.42	303,729.11
Payment	03/09/2017	Batch ...	Fort Cobb Fuel Auth...		1121 · Deposit ...		814.85	302,914.26
Payment	03/09/2017	Batch ...	Fort Cobb Fuel Auth...		1181 · Money ...		35.17	302,879.09
Payment	03/09/2017	Batch ...	Fort Cobb Fuel Auth...		1125 · Deposit ...		1,616.72	301,262.37

Fort Cobb Fuel Authority
General Ledger
As of December 31, 2017

Type	Date	Num	Name	Memo	Split	Debit	Credit	Balance
General Journal	03/09/2017	2518	Fort Cobb Fuel Auth...	Jerry Harvey l...	481.41 · Agricu...		27.28	301,235.09
General Journal	03/09/2017	2520	Fort Cobb Fuel Auth...	T Kelley bill er...	480.09 · Resid...	70.16		301,305.25
Deposit	03/10/2017	ACH	Fort Cobb Fuel Auth...	Bank Draft	1107 · Checkin...		12,330.66	288,974.59
Payment	03/10/2017	Batch ...	Fort Cobb Fuel Auth...		1107 · Checkin...		16,194.78	272,779.81
Payment	03/10/2017	Batch ...	Fort Cobb Fuel Auth...		1107 · Checkin...		1,591.35	271,188.46
Payment	03/10/2017	Batch ...	Fort Cobb Fuel Auth...		1121 · Deposit ...		691.76	270,496.70
Payment	03/10/2017	Batch ...	Fort Cobb Fuel Auth...		1122 · Deposit ...		19.51	270,477.19
Payment	03/10/2017	Batch ...	Fort Cobb Fuel Auth...		1181 · Money ...		947.52	269,529.67
Payment	03/10/2017	Batch ...	Fort Cobb Fuel Auth...		1125 · Deposit ...		1,406.59	268,123.08
General Journal	03/10/2017	2519	Fort Cobb Fuel Auth...	Von Allman A...	488 · Penalties...	50.00		268,173.08
Payment	03/10/2017	Batch ...	Fort Cobb Fuel Auth...		1181 · Money ...		253.50	267,919.58
Payment	03/13/2017	Batch ...	Fort Cobb Fuel Auth...		1107 · Checkin...		30,572.46	237,347.12
Payment	03/13/2017	Batch ...	Fort Cobb Fuel Auth...		1107 · Checkin...		3,071.37	234,275.75
Payment	03/13/2017	Batch ...	Fort Cobb Fuel Auth...		1121 · Deposit ...		409.09	233,866.66
Payment	03/14/2017	Batch ...	Fort Cobb Fuel Auth...		1107 · Checkin...		422.67	233,443.99
Payment	03/14/2017	Batch ...	Fort Cobb Fuel Auth...		1107 · Checkin...		1,054.17	232,389.82
Payment	03/14/2017	Batch ...	Fort Cobb Fuel Auth...		1122 · Deposit ...		831.93	231,557.89
Payment	03/14/2017	Batch ...	Fort Cobb Fuel Auth...		1125 · Deposit ...		2,446.35	229,111.54
Payment	03/15/2017	Batch ...	Fort Cobb Fuel Auth...		1107 · Checkin...		13,119.22	215,992.32
Payment	03/15/2017	Batch ...	Fort Cobb Fuel Auth...		1107 · Checkin...		2,723.80	213,268.52
Payment	03/15/2017	Batch ...	Fort Cobb Fuel Auth...		1121 · Deposit ...		428.54	212,839.98
Payment	03/15/2017	Batch ...	Fort Cobb Fuel Auth...		1121 · Deposit ...		802.62	212,037.36
Payment	03/15/2017	Batch ...	Fort Cobb Fuel Auth...		1122 · Deposit ...		396.74	211,640.62
Payment	03/16/2017	Batch ...	Fort Cobb Fuel Auth...		1107 · Checkin...		704.07	210,936.55
Payment	03/16/2017	Batch ...	Fort Cobb Fuel Auth...		1107 · Checkin...		2,669.95	208,266.60
Payment	03/16/2017	Batch ...	Fort Cobb Fuel Auth...		1122 · Deposit ...		100.00	208,166.60
General Journal	03/16/2017	161232	Fort Cobb Fuel Auth...	Shoff, Suttles ...	488 · Penalties...	125.00		208,291.60
Payment	03/17/2017	Batch ...	Fort Cobb Fuel Auth...		1107 · Checkin...		42,434.79	165,856.81
Payment	03/17/2017	Batch ...	Fort Cobb Fuel Auth...		1107 · Checkin...		1,533.43	164,323.38
Payment	03/17/2017	Batch ...	Fort Cobb Fuel Auth...		1121 · Deposit ...		1,218.32	163,105.06
Payment	03/17/2017	Batch ...	Fort Cobb Fuel Auth...		1122 · Deposit ...		67.64	163,037.42
Payment	03/17/2017	Batch ...	Fort Cobb Fuel Auth...		1181 · Money ...		139.77	162,897.65
Payment	03/17/2017	Batch ...	Fort Cobb Fuel Auth...		1181 · Money ...		199.11	162,698.54
Payment	03/17/2017	Batch ...	Fort Cobb Fuel Auth...		1181 · Money ...		307.01	162,391.53
Payment	03/17/2017	Batch ...	Fort Cobb Fuel Auth...		1181 · Money ...		477.37	161,914.16
Payment	03/17/2017	Batch ...	Fort Cobb Fuel Auth...		1181 · Money ...		878.96	161,035.20
Payment	03/17/2017	Batch ...	Fort Cobb Fuel Auth...		1181 · Money ...		1,254.99	159,780.21
Payment	03/17/2017	Batch ...	Fort Cobb Fuel Auth...		1125 · Deposit ...		3,772.76	156,007.45
Payment	03/20/2017	Batch ...	Fort Cobb Fuel Auth...		1107 · Checkin...		7,860.32	148,147.13
Payment	03/20/2017	Batch ...	Fort Cobb Fuel Auth...		1107 · Checkin...		909.75	147,237.38
Payment	03/20/2017	Batch ...	Fort Cobb Fuel Auth...		1121 · Deposit ...		503.43	146,733.95
Payment	03/20/2017	Batch ...	Fort Cobb Fuel Auth...		1122 · Deposit ...		100.00	146,633.95
Payment	03/20/2017	Batch ...	Fort Cobb Fuel Auth...		1121 · Deposit ...		183.62	146,450.33
Payment	03/21/2017	Batch ...	Fort Cobb Fuel Auth...		1107 · Checkin...		6,913.01	139,537.32
Payment	03/21/2017	Batch ...	Fort Cobb Fuel Auth...		1107 · Checkin...		1,486.48	138,050.84
Payment	03/21/2017	Batch ...	Fort Cobb Fuel Auth...		1122 · Deposit ...		100.00	137,950.84
Payment	03/21/2017	Batch ...	Fort Cobb Fuel Auth...		1181 · Money ...		90.00	137,860.84
Payment	03/21/2017	Batch ...	Fort Cobb Fuel Auth...		1181 · Money ...		184.46	137,676.38
Payment	03/21/2017	Batch ...	Fort Cobb Fuel Auth...		1125 · Deposit ...		2,716.86	134,959.52

Fort Cobb Fuel Authority
General Ledger
As of December 31, 2017

Type	Date	Num	Name	Memo	Split	Debit	Credit	Balance
Payment	03/22/2017	Batch ...	Fort Cobb Fuel Auth...		1107 · Checkin...		3,790.24	131,169.28
Payment	03/22/2017	Batch ...	Fort Cobb Fuel Auth...		1181 · Money ...		67.57	131,101.71
Payment	03/22/2017	Batch ...	Fort Cobb Fuel Auth...		1181 · Money ...		490.76	130,610.95
Payment	03/22/2017	Batch ...	Fort Cobb Fuel Auth...		1107 · Checkin...		941.71	129,669.24
Payment	03/23/2017	Batch ...	Fort Cobb Fuel Auth...		1107 · Checkin...		10,162.86	119,506.38
Payment	03/23/2017	Batch ...	Fort Cobb Fuel Auth...		1107 · Checkin...		1,191.56	118,314.82
Payment	03/23/2017	Batch ...	Fort Cobb Fuel Auth...		1121 · Deposit ...		482.19	117,832.63
Payment	03/23/2017	Batch ...	Fort Cobb Fuel Auth...		1126 · Deposit ...		245.25	117,587.38
Payment	03/23/2017	Batch ...	Fort Cobb Fuel Auth...		1181 · Money ...		474.52	117,112.86
Payment	03/23/2017	Batch ...	Fort Cobb Fuel Auth...		1125 · Deposit ...		1,732.27	115,380.59
Payment	03/23/2017	DHS	Fort Cobb Fuel Auth...		1107 · Checkin...		287.56	115,093.03
Payment	03/24/2017	Batch ...	Fort Cobb Fuel Auth...		1107 · Checkin...		3,945.48	111,147.55
Payment	03/24/2017	Batch ...	Fort Cobb Fuel Auth...		1107 · Checkin...		1,114.81	110,032.74
Payment	03/24/2017	Batch ...	Fort Cobb Fuel Auth...		1121 · Deposit ...		117.10	109,915.64
Payment	03/24/2017	Batch ...	Fort Cobb Fuel Auth...		1122 · Deposit ...		143.77	109,771.87
Payment	03/24/2017	Batch ...	Fort Cobb Fuel Auth...		1122 · Deposit ...		246.87	109,525.00
Payment	03/27/2017	Batch ...	Fort Cobb Fuel Auth...		1107 · Checkin...		2,920.37	106,604.63
Payment	03/27/2017	Batch ...	Fort Cobb Fuel Auth...		1107 · Checkin...		4,826.48	101,778.15
Payment	03/27/2017	Batch ...	Fort Cobb Fuel Auth...		1121 · Deposit ...		85.00	101,693.15
Payment	03/27/2017	Batch ...	Fort Cobb Fuel Auth...		1122 · Deposit ...		427.42	101,265.73
Payment	03/27/2017	Batch ...	Fort Cobb Fuel Auth...		1126 · Deposit ...		90.00	101,175.73
Payment	03/27/2017	Batch ...	Fort Cobb Fuel Auth...		1181 · Money ...		100.76	101,074.97
General Journal	03/27/2017	161232	Fort Cobb Fuel Auth...	Baxter, Rackl...	488 · Penalties...	75.00		101,149.97
Payment	03/28/2017	Batch ...	Fort Cobb Fuel Auth...		1107 · Checkin...		21,597.74	79,552.23
Payment	03/28/2017	Batch ...	Fort Cobb Fuel Auth...		1107 · Checkin...		670.25	78,881.98
Payment	03/28/2017	Batch ...	Fort Cobb Fuel Auth...		1121 · Deposit ...		150.00	78,731.98
Payment	03/28/2017	Batch ...	Fort Cobb Fuel Auth...		1122 · Deposit ...		693.89	78,038.09
Payment	03/28/2017	Batch ...	Fort Cobb Fuel Auth...		1181 · Money ...		156.84	77,881.25
Payment	03/28/2017	Batch ...	Fort Cobb Fuel Auth...		1181 · Money ...		468.78	77,412.47
Payment	03/28/2017	Batch ...	Fort Cobb Fuel Auth...		1125 · Deposit ...		796.40	76,616.07
Payment	03/29/2017	Batch ...	Fort Cobb Fuel Auth...		1107 · Checkin...		1,590.61	75,025.46
Payment	03/29/2017	Batch ...	Fort Cobb Fuel Auth...		1107 · Checkin...		608.58	74,416.88
Payment	03/29/2017	Batch ...	Fort Cobb Fuel Auth...		1121 · Deposit ...		35.75	74,381.13
Payment	03/29/2017	Batch ...	Fort Cobb Fuel Auth...		1122 · Deposit ...		142.82	74,238.31
General Journal	03/29/2017	161233	Fort Cobb Fuel Auth...	Gray, Blood,N...	488 · Penalties...	150.00		74,388.31
General Journal	03/29/2017	161235	Fort Cobb Fuel Auth...	Billed closed ...	2411 · Franchi...		32.41	74,355.90
Check	03/29/2017	1589	Fort Cobb Fuel Auth...	Refund Equal...	1107 · Checkin...	349.66		74,705.56
Payment	03/30/2017	Batch ...	Fort Cobb Fuel Auth...		1107 · Checkin...		1,092.58	73,612.98
Payment	03/30/2017	Batch ...	Fort Cobb Fuel Auth...		1107 · Checkin...		303.18	73,309.80
Payment	03/30/2017	Batch ...	Fort Cobb Fuel Auth...		1121 · Deposit ...		623.84	72,685.96
Payment	03/30/2017	Batch ...	Fort Cobb Fuel Auth...		1126 · Deposit ...		765.02	71,920.94
Payment	03/30/2017	Batch ...	Fort Cobb Fuel Auth...		1181 · Money ...		100.00	71,820.94
Payment	03/31/2017	Batch ...	Fort Cobb Fuel Auth...		1107 · Checkin...		156.57	71,664.37
Payment	03/31/2017	Batch ...	Fort Cobb Fuel Auth...		1107 · Checkin...		606.39	71,057.98
Payment	03/31/2017	Batch ...	Fort Cobb Fuel Auth...		1122 · Deposit ...		537.58	70,520.40
Payment	03/31/2017	Batch ...	Fort Cobb Fuel Auth...		1181 · Money ...		23.93	70,496.47
General Journal	03/31/2017	170305	Fort Cobb Fuel Auth...		480.01 · Resid...	179,273.24		249,769.71
General Journal	03/31/2017	170306	Fort Cobb Fuel Auth...	penalty calc	488 · Penalties...	916.29		250,686.00
General Journal	03/31/2017	170309	Fort Cobb Fuel Auth...	Final bills	480.01 · Resid...		207.64	250,478.36

Fort Cobb Fuel Authority
General Ledger
As of December 31, 2017

Type	Date	Num	Name	Memo	Split	Debit	Credit	Balance
General Journal	03/31/2017	170310	Fort Cobb Fuel Auth...	MMA Harvey,...	481.41 · Agricu...		50.36	250,428.00
General Journal	03/31/2017	170312	Fort Cobb Fuel Auth...	Leonard Jack...	480.01 · Resid...		200.52	250,227.48
General Journal	04/03/2017	161234	Fort Cobb Fuel Auth...	Reconnects, ...	488 · Penalties...	148.10		250,375.58
Payment	04/03/2017	Batch ...	Fort Cobb Fuel Auth...		1107 · Checkin...		5,646.69	244,728.89
Payment	04/03/2017	Batch ...	Fort Cobb Fuel Auth...		1107 · Checkin...		2,319.68	242,409.21
Payment	04/03/2017	Batch ...	Fort Cobb Fuel Auth...		1121 · Deposit ...		211.51	242,197.70
Payment	04/03/2017	Batch ...	Fort Cobb Fuel Auth...		1121 · Deposit ...		237.00	241,960.70
Payment	04/03/2017	Batch ...	Fort Cobb Fuel Auth...		1121 · Deposit ...		381.04	241,579.66
General Journal	04/04/2017	170303	Fort Cobb Fuel Auth...	01138 Mt Zio...	481.11 · Com...		1,144.99	240,434.67
General Journal	04/04/2017	170304	Fort Cobb Fuel Auth...	FC Gas bills, ...	812 · Gas use...		495.26	239,939.41
Payment	04/04/2017	Batch ...	Fort Cobb Fuel Auth...		1107 · Checkin...		197.75	239,741.66
Payment	04/04/2017	Batch ...	Fort Cobb Fuel Auth...		1122 · Deposit ...		145.00	239,596.66
General Journal	04/04/2017	170307	Fort Cobb Fuel Auth...	01182 Don B...	2499 · EEP Co...		150.00	239,446.66
General Journal	04/04/2017	170308	Fort Cobb Fuel Auth...	Danielle Smit...	488 · Penalties...	50.00		239,496.66
General Journal	04/04/2017	170314	Fort Cobb Fuel Auth...	Jesse Motley ...	1126 · Deposit ...	343.00		239,839.66
Payment	04/04/2017	Batch ...	Fort Cobb Fuel Auth...		1107 · Checkin...		1,686.44	238,153.22
Payment	04/05/2017	Batch ...	Fort Cobb Fuel Auth...		1107 · Checkin...		920.73	237,232.49
Payment	04/05/2017	Batch ...	Fort Cobb Fuel Auth...		1107 · Checkin...		569.92	236,662.57
Payment	04/05/2017	Batch ...	Fort Cobb Fuel Auth...		1122 · Deposit ...		185.43	236,477.14
Check	04/05/2017	1599	Fort Cobb Fuel Auth...	Meter deposit...	1107 · Checkin...	103.16		236,580.30
Check	04/05/2017	1600	Fort Cobb Fuel Auth...	Meter deposit...	1107 · Checkin...	46.84		236,627.14
Payment	04/06/2017	Batch ...	Fort Cobb Fuel Auth...		1107 · Checkin...		714.08	235,913.06
Payment	04/06/2017	Batch ...	Fort Cobb Fuel Auth...		1107 · Checkin...		908.87	235,004.19
Payment	04/06/2017	Batch ...	Fort Cobb Fuel Auth...		1121 · Deposit ...		27.40	234,976.79
Payment	04/06/2017	Batch ...	Fort Cobb Fuel Auth...		1122 · Deposit ...		284.86	234,691.93
Payment	04/06/2017	Batch ...	Fort Cobb Fuel Auth...		1181 · Money ...		95.40	234,596.53
Payment	04/06/2017	Batch ...	Fort Cobb Fuel Auth...		1125 · Deposit ...		1,202.85	233,393.68
General Journal	04/06/2017	170311	Fort Cobb Fuel Auth...	Adjust Level ...	2415 · Level P...		7,763.18	225,630.50
Payment	04/07/2017	Batch ...	Fort Cobb Fuel Auth...		1107 · Checkin...		2,917.45	222,713.05
Payment	04/07/2017	Batch ...	Fort Cobb Fuel Auth...		1107 · Checkin...		861.64	221,851.41
Payment	04/07/2017	Batch ...	Fort Cobb Fuel Auth...		1121 · Deposit ...		892.52	220,958.89
Payment	04/07/2017	Batch ...	Fort Cobb Fuel Auth...		1122 · Deposit ...		100.00	220,858.89
Payment	04/07/2017	Batch ...	Fort Cobb Fuel Auth...		1126 · Deposit ...		531.36	220,327.53
Payment	04/07/2017	Batch ...	Fort Cobb Fuel Auth...		1126 · Deposit ...		250.00	220,077.53
General Journal	04/07/2017	170313	Fort Cobb Fuel Auth...	Savage penal...	488 · Penalties...	22.25		220,099.78
Payment	04/10/2017	Batch ...	Fort Cobb Fuel Auth...		1107 · Checkin...		12,446.00	207,653.78
Payment	04/10/2017	Batch ...	Fort Cobb Fuel Auth...		1107 · Checkin...		1,150.87	206,502.91
Payment	04/10/2017	Batch ...	Fort Cobb Fuel Auth...		1121 · Deposit ...		292.91	206,210.00
Payment	04/10/2017	Batch ...	Fort Cobb Fuel Auth...		1121 · Deposit ...		316.58	205,893.42
Payment	04/10/2017	Batch ...	Fort Cobb Fuel Auth...		1122 · Deposit ...		440.88	205,452.54
Payment	04/10/2017	Batch ...	Fort Cobb Fuel Auth...		1181 · Money ...		44.47	205,408.07
Payment	04/10/2017	Batch ...	Fort Cobb Fuel Auth...		1181 · Money ...		342.99	205,065.08
Payment	04/10/2017	Batch ...	Fort Cobb Fuel Auth...		1181 · Money ...		1,040.22	204,024.86
Payment	04/11/2017	Batch ...	Fort Cobb Fuel Auth...		1107 · Checkin...		7,035.49	196,989.37
Payment	04/11/2017	Batch ...	Fort Cobb Fuel Auth...		1107 · Checkin...		1,205.37	195,784.00
Payment	04/11/2017	Batch ...	Fort Cobb Fuel Auth...		1121 · Deposit ...		524.99	195,259.01
Payment	04/11/2017	Batch ...	Fort Cobb Fuel Auth...		1122 · Deposit ...		665.85	194,593.16
Payment	04/11/2017	Batch ...	Fort Cobb Fuel Auth...		1125 · Deposit ...		2,100.80	192,492.36
Payment	04/12/2017	Batch ...	Fort Cobb Fuel Auth...		1107 · Checkin...		232.80	192,259.56

Fort Cobb Fuel Authority
General Ledger
As of December 31, 2017

Type	Date	Num	Name	Memo	Split	Debit	Credit	Balance
Payment	04/12/2017	Batch ...	Fort Cobb Fuel Auth...		1107 · Checkin...		1,177.50	191,082.06
Payment	04/12/2017	Batch ...	Fort Cobb Fuel Auth...		1121 · Deposit ...		553.97	190,528.09
Payment	04/12/2017	Batch ...	Fort Cobb Fuel Auth...		1122 · Deposit ...		1,119.51	189,408.58
General Journal	04/13/2017	170315	Fort Cobb Fuel Auth...	Mary Bare rec...	488 · Penalties...	50.00		189,458.58
Payment	04/13/2017	Batch ...	Fort Cobb Fuel Auth...		1125 · Deposit ...		2,694.20	186,764.38
Payment	04/13/2017	Batch ...	Fort Cobb Fuel Auth...		1122 · Deposit ...		34.45	186,729.93
Payment	04/13/2017	Batch ...	Fort Cobb Fuel Auth...		1181 · Money ...		399.77	186,330.16
Payment	04/13/2017	Batch ...	Fort Cobb Fuel Auth...		1181 · Money ...		719.49	185,610.67
Payment	04/13/2017	Batch ...	Fort Cobb Fuel Auth...		1121 · Deposit ...		597.48	185,013.19
Payment	04/13/2017	Batch ...	Fort Cobb Fuel Auth...		1107 · Checkin...		1,205.92	183,807.27
Payment	04/13/2017	Batch ...	Fort Cobb Fuel Auth...		1107 · Checkin...		8,682.13	175,125.14
Payment	04/13/2017	Batch ...	Fort Cobb Fuel Auth...		1107 · Checkin...		13,568.46	161,556.68
Deposit	04/14/2017	ACH	Fort Cobb Fuel Auth...	Bank Draft	1107 · Checkin...		9,285.09	152,271.59
Payment	04/17/2017	Batch ...	Fort Cobb Fuel Auth...		1107 · Checkin...		20,273.64	131,997.95
Payment	04/17/2017	Batch ...	Fort Cobb Fuel Auth...		1107 · Checkin...		337.40	131,660.55
Payment	04/17/2017	Batch ...	Fort Cobb Fuel Auth...		1126 · Deposit ...		519.25	131,141.30
Payment	04/17/2017	Batch ...	Fort Cobb Fuel Auth...		1181 · Money ...		38.73	131,102.57
Payment	04/17/2017	Batch ...	Fort Cobb Fuel Auth...		1181 · Money ...		63.12	131,039.45
Payment	04/17/2017	Batch ...	Fort Cobb Fuel Auth...		1181 · Money ...		203.33	130,836.12
Payment	04/17/2017	Batch ...	Fort Cobb Fuel Auth...		1181 · Money ...		270.79	130,565.33
Payment	04/17/2017	Batch ...	Fort Cobb Fuel Auth...		1121 · Deposit ...		74.51	130,490.82
Payment	04/17/2017	Batch ...	Fort Cobb Fuel Auth...		1121 · Deposit ...		646.03	129,844.79
Payment	04/18/2017	Batch ...	Fort Cobb Fuel Auth...		1107 · Checkin...		3,796.93	126,047.86
Payment	04/18/2017	Batch ...	Fort Cobb Fuel Auth...		1107 · Checkin...		3,529.93	122,517.93
Payment	04/18/2017	Batch ...	Fort Cobb Fuel Auth...		1121 · Deposit ...		628.85	121,889.08
Payment	04/18/2017	Batch ...	Fort Cobb Fuel Auth...		1122 · Deposit ...		74.99	121,814.09
Payment	04/18/2017	Batch ...	Fort Cobb Fuel Auth...		1125 · Deposit ...		1,964.98	119,849.11
Payment	04/18/2017	Batch ...	Fort Cobb Fuel Auth...		1181 · Money ...		90.00	119,759.11
Payment	04/18/2017	Batch ...	Fort Cobb Fuel Auth...		1181 · Money ...		428.01	119,331.10
General Journal	04/18/2017	170207	Fort Cobb Fuel Auth...	Kim Vaughn r...	488 · Penalties...	50.00		119,381.10
General Journal	04/18/2017	170208	Fort Cobb Fuel Auth...	ACH Returne...	1107 · Checkin...	100.00		119,481.10
Payment	04/19/2017	Batch ...	Fort Cobb Fuel Auth...		1107 · Checkin...		6,102.70	113,378.40
Payment	04/19/2017	Batch ...	Fort Cobb Fuel Auth...		1107 · Checkin...		700.90	112,677.50
Payment	04/19/2017	Batch ...	Fort Cobb Fuel Auth...		1181 · Money ...		34.45	112,643.05
Payment	04/19/2017	Batch ...	Fort Cobb Fuel Auth...		1181 · Money ...		315.43	112,327.62
Payment	04/20/2017	Batch ...	Fort Cobb Fuel Auth...		1107 · Checkin...		14,783.46	97,544.16
Payment	04/20/2017	Batch ...	Fort Cobb Fuel Auth...		1107 · Checkin...		1,041.01	96,503.15
Payment	04/20/2017	Batch ...	Fort Cobb Fuel Auth...		1122 · Deposit ...		159.87	96,343.28
Payment	04/20/2017	Batch ...	Fort Cobb Fuel Auth...		1126 · Deposit ...		450.00	95,893.28
Payment	04/20/2017	Batch ...	Fort Cobb Fuel Auth...		1181 · Money ...		171.28	95,722.00
Payment	04/21/2017	Batch ...	Fort Cobb Fuel Auth...		1107 · Checkin...		7,186.74	88,535.26
Payment	04/21/2017	Batch ...	Fort Cobb Fuel Auth...		1107 · Checkin...		1,643.06	86,892.20
Payment	04/21/2017	Batch ...	Fort Cobb Fuel Auth...		1121 · Deposit ...		199.97	86,692.23
Payment	04/21/2017	Batch ...	Fort Cobb Fuel Auth...		1122 · Deposit ...		41.05	86,651.18
Payment	04/21/2017	Batch ...	Fort Cobb Fuel Auth...		1122 · Deposit ...		273.35	86,377.83
Payment	04/21/2017	Batch ...	Fort Cobb Fuel Auth...		1125 · Deposit ...		1,702.97	84,674.86
Payment	04/24/2017	Batch ...	Fort Cobb Fuel Auth...		1107 · Checkin...		11,749.83	72,925.03
Payment	04/24/2017	Batch ...	Fort Cobb Fuel Auth...		1107 · Checkin...		1,594.74	71,330.29
Payment	04/24/2017	Batch ...	Fort Cobb Fuel Auth...		1121 · Deposit ...		205.00	71,125.29

Fort Cobb Fuel Authority
General Ledger
As of December 31, 2017

Type	Date	Num	Name	Memo	Split	Debit	Credit	Balance
Payment	04/24/2017	Batch ...	Fort Cobb Fuel Auth...		1122 · Deposit ...		399.23	70,726.06
Payment	04/24/2017	Batch ...	Fort Cobb Fuel Auth...		1181 · Money ...		201.02	70,525.04
Payment	04/25/2017	Batch ...	Fort Cobb Fuel Auth...		1107 · Checkin...		4,064.03	66,461.01
Payment	04/25/2017	Batch ...	Fort Cobb Fuel Auth...		1107 · Checkin...		4,181.56	62,279.45
Payment	04/25/2017	Batch ...	Fort Cobb Fuel Auth...		1121 · Deposit ...		347.67	61,931.78
Payment	04/25/2017	Batch ...	Fort Cobb Fuel Auth...		1122 · Deposit ...		180.68	61,751.10
Payment	04/25/2017	Batch ...	Fort Cobb Fuel Auth...		1181 · Money ...		170.07	61,581.03
Payment	04/25/2017	Batch ...	Fort Cobb Fuel Auth...		1125 · Deposit ...		2,844.75	58,736.28
Payment	04/26/2017	DHS ...	Fort Cobb Fuel Auth...		1107 · Checkin...		499.11	58,237.17
Payment	04/26/2017	Batch ...	Fort Cobb Fuel Auth...		1107 · Checkin...		3,225.91	55,011.26
Payment	04/26/2017	Batch ...	Fort Cobb Fuel Auth...		1107 · Checkin...		1,212.43	53,798.83
Payment	04/26/2017	Batch ...	Fort Cobb Fuel Auth...		1121 · Deposit ...		101.62	53,697.21
Payment	04/26/2017	Batch ...	Fort Cobb Fuel Auth...		1122 · Deposit ...		209.78	53,487.43
Payment	04/27/2017	Batch ...	Fort Cobb Fuel Auth...		1107 · Checkin...		1,118.01	52,369.42
Payment	04/27/2017	Batch ...	Fort Cobb Fuel Auth...		1107 · Checkin...		451.36	51,918.06
Payment	04/27/2017	Batch ...	Fort Cobb Fuel Auth...		1122 · Deposit ...		246.61	51,671.45
Payment	04/27/2017	Batch ...	Fort Cobb Fuel Auth...		1181 · Money ...		73.74	51,597.71
Payment	04/27/2017	Batch ...	Fort Cobb Fuel Auth...		1181 · Money ...		149.35	51,448.36
Payment	04/27/2017	Batch ...	Fort Cobb Fuel Auth...		1181 · Money ...		179.78	51,268.58
General Journal	04/27/2017	170332	Fort Cobb Fuel Auth...	Derrick Fife, ...	904 · Bad Debt		1,263.32	50,005.26
General Journal	04/27/2017	170333	Fort Cobb Fuel Auth...	Reconnect fees	488 · Penalties...	200.00		50,205.26
Payment	04/28/2017	Batch ...	Fort Cobb Fuel Auth...		1107 · Checkin...		2,070.29	48,134.97
Payment	04/28/2017	Batch ...	Fort Cobb Fuel Auth...		1107 · Checkin...		1,581.32	46,553.65
Payment	04/28/2017	Batch ...	Fort Cobb Fuel Auth...		1122 · Deposit ...		133.72	46,419.93
Payment	04/28/2017	Batch ...	Fort Cobb Fuel Auth...		1181 · Money ...		275.20	46,144.73
Payment	04/28/2017	Batch ...	Fort Cobb Fuel Auth...		1125 · Deposit ...		710.00	45,434.73
General Journal	04/30/2017	170334	Fort Cobb Fuel Auth...	King Sod Far...	414.94 · Engin...	120.00		45,554.73
General Journal	04/30/2017	170335	Fort Cobb Fuel Auth...	Rackley,Hile...	488 · Penalties...	200.00		45,754.73
General Journal	04/30/2017	170412	Fort Cobb Fuel Auth...	Adj Level Pay...	2415 · Level P...	4,485.97		50,240.70
General Journal	04/30/2017	LOC	Fort Cobb Fuel Auth...		488 · Penalties...	724.39		50,965.09
General Journal	04/30/2017	LOC	Fort Cobb Fuel Auth...		480.01 · Resid...	120,194.52		171,159.61
General Journal	04/30/2017	LOC	Fort Cobb Fuel Auth...	MMA Jerry H...	481.41 · Agricu...		0.04	171,159.57
General Journal	04/30/2017	LOC	Fort Cobb Fuel Auth...	Final bills, April	480.01 · Resid...		70.95	171,088.62
General Journal	04/30/2017	LOC	Fort Cobb Fuel Auth...	Jerry Harvey l...	481.41 · Agricu...		11.43	171,077.19
Payment	05/01/2017	Batch ...	Fort Cobb Fuel Auth...		1107 · Checkin...		1,446.76	169,630.43
Payment	05/01/2017	Batch ...	Fort Cobb Fuel Auth...		1107 · Checkin...		1,535.58	168,094.85
Payment	05/01/2017	Batch ...	Fort Cobb Fuel Auth...		1122 · Deposit ...		187.35	167,907.50
Payment	05/01/2017	Batch ...	Fort Cobb Fuel Auth...		1181 · Money ...		154.52	167,752.98
Payment	05/01/2017	Batch ...	Fort Cobb Fuel Auth...		1181 · Money ...		330.61	167,422.37
General Journal	05/01/2017	170411	Fort Cobb Fuel Auth...	correct duplic...	488 · Penalties...		2,100.00	165,322.37
General Journal	05/02/2017	LOC	Fort Cobb Fuel Auth...	FC gas bills. ...	812 · Gas use...		273.87	165,048.50
General Journal	05/02/2017	LOC	Fort Cobb Fuel Auth...	Todd Kidd wri...	904 · Bad Debt	55.94		165,104.44
General Journal	05/02/2017	LOC	Fort Cobb Fuel Auth...	pen adj Corley	488 · Penalties...		4.75	165,099.69
Check	05/03/2017	1606	Fort Cobb Fuel Auth...	Meter deposit...	1107 · Checkin...	76.15		165,175.84
Check	05/03/2017	1607	Fort Cobb Fuel Auth...	Meter deposit...	1107 · Checkin...	11.33		165,187.17
Check	05/03/2017	1608	Fort Cobb Fuel Auth...	Refund equal ...	1107 · Checkin...	1,029.21		166,216.38
Payment	05/03/2017	Batch ...	Fort Cobb Fuel Auth...		1107 · Checkin...		1,551.28	164,665.10
Payment	05/03/2017	Batch ...	Fort Cobb Fuel Auth...		1107 · Checkin...		167.25	164,497.85
Payment	05/03/2017	Batch ...	Fort Cobb Fuel Auth...		1107 · Checkin...		937.77	163,560.08

Fort Cobb Fuel Authority
General Ledger
As of December 31, 2017

Type	Date	Num	Name	Memo	Split	Debit	Credit	Balance
Payment	05/03/2017	Batch ...	Fort Cobb Fuel Auth...		1121 · Deposit ...		78.91	163,481.17
Payment	05/03/2017	Batch ...	Fort Cobb Fuel Auth...		1121 · Deposit ...		87.10	163,394.07
Payment	05/03/2017	Batch ...	Fort Cobb Fuel Auth...		1125 · Deposit ...		397.65	162,996.42
General Journal	05/03/2017	170504	Fort Cobb Fuel Auth...	Kinta custom...	2413 · Custom...		650.00	162,346.42
General Journal	05/03/2017	Flood...	Fort Cobb Fuel Auth...	Flood Credit 5...	480.01 · Resid...		1,099.49	161,246.93
Payment	05/04/2017	Batch ...	Fort Cobb Fuel Auth...		1107 · Checkin...		1,089.62	160,157.31
Payment	05/04/2017	Batch ...	Fort Cobb Fuel Auth...		1107 · Checkin...		830.81	159,326.50
Payment	05/04/2017	Batch ...	Fort Cobb Fuel Auth...		1126 · Deposit ...		315.10	159,011.40
Payment	05/05/2017	Batch ...	Fort Cobb Fuel Auth...		1107 · Checkin...		373.40	158,638.00
Payment	05/05/2017	87 Bat...	Fort Cobb Fuel Auth...		1107 · Checkin...		312.62	158,325.38
Payment	05/05/2017	87 Bat...	Fort Cobb Fuel Auth...		1122 · Deposit ...		139.02	158,186.36
Payment	05/08/2017	Batch ...	Fort Cobb Fuel Auth...		1107 · Checkin...		6,235.24	151,951.12
Payment	05/08/2017	Batch ...	Fort Cobb Fuel Auth...		1107 · Checkin...		1,081.03	150,870.09
Payment	05/08/2017	Batch ...	Fort Cobb Fuel Auth...		1121 · Deposit ...		789.75	150,080.34
Payment	05/08/2017	Batch ...	Fort Cobb Fuel Auth...		1122 · Deposit ...		110.31	149,970.03
Payment	05/08/2017	Batch ...	Fort Cobb Fuel Auth...		1181 · Money ...		577.08	149,392.95
Payment	05/08/2017	Batch ...	Fort Cobb Fuel Auth...		1125 · Deposit ...		1,288.61	148,104.34
Check	05/08/2017	1610	Fort Cobb Fuel Auth...	Meter deposit...	1107 · Checkin...	0.00		148,104.34
Check	05/08/2017	1611	Fort Cobb Fuel Auth...	Meter deposit...	1107 · Checkin...	450.00		148,554.34
Check	05/08/2017	1612	Fort Cobb Fuel Auth...	Meter deposit...	1107 · Checkin...	50.00		148,604.34
Check	05/08/2017	1613	Fort Cobb Fuel Auth...	Meter deposit...	1107 · Checkin...	86.63		148,690.97
Payment	05/09/2017	Batch ...	Fort Cobb Fuel Auth...		1107 · Checkin...		4,034.55	144,656.42
Payment	05/09/2017	Batch ...	Fort Cobb Fuel Auth...		1107 · Checkin...		964.07	143,692.35
Payment	05/09/2017	Batch ...	Fort Cobb Fuel Auth...		1121 · Deposit ...		1,167.20	142,525.15
Payment	05/09/2017	Batch ...	Fort Cobb Fuel Auth...		1122 · Deposit ...		200.17	142,324.98
Payment	05/09/2017	Batch ...	Fort Cobb Fuel Auth...		1181 · Money ...		530.31	141,794.67
Payment	05/09/2017	Batch ...	Fort Cobb Fuel Auth...		1122 · Deposit ...		0.08	141,794.59
Check	05/09/2017	1614	Fort Cobb Fuel Auth...	Meter deposit...	1107 · Checkin...	102.15		141,896.74
Payment	05/10/2017	Batch ...	Fort Cobb Fuel Auth...		1107 · Checkin...		4,430.17	137,466.57
Payment	05/10/2017	Batch ...	Fort Cobb Fuel Auth...		1107 · Checkin...		713.67	136,752.90
Payment	05/10/2017	Batch ...	Fort Cobb Fuel Auth...		1125 · Deposit ...		1,191.29	135,561.61
Payment	05/10/2017	Batch ...	Fort Cobb Fuel Auth...		1181 · Money ...		336.24	135,225.37
Deposit	05/11/2017	ACH	Fort Cobb Fuel Auth...	Bank Draft	1107 · Checkin...		6,858.87	128,366.50
Payment	05/11/2017	Batch ...	Fort Cobb Fuel Auth...		1122 · Deposit ...		185.01	128,181.49
Payment	05/11/2017	Batch ...	Fort Cobb Fuel Auth...		1181 · Money ...		275.93	127,905.56
Payment	05/11/2017	Batch ...	Fort Cobb Fuel Auth...		1121 · Deposit ...		448.10	127,457.46
Payment	05/11/2017	Batch ...	Fort Cobb Fuel Auth...		1107 · Checkin...		758.02	126,699.44
Payment	05/11/2017	Batch ...	Fort Cobb Fuel Auth...		1107 · Checkin...		6,540.25	120,159.19
Payment	05/11/2017	Batch ...	Fort Cobb Fuel Auth...		1107 · Checkin...		499.57	119,659.62
Payment	05/12/2017	Batch ...	Fort Cobb Fuel Auth...		1107 · Checkin...		9,319.54	110,340.08
Payment	05/12/2017	Batch ...	Fort Cobb Fuel Auth...		1107 · Checkin...		903.94	109,436.14
Payment	05/12/2017	Batch ...	Fort Cobb Fuel Auth...		1121 · Deposit ...		226.94	109,209.20
Payment	05/12/2017	Batch ...	Fort Cobb Fuel Auth...		1122 · Deposit ...		25.31	109,183.89
Payment	05/12/2017	Batch ...	Fort Cobb Fuel Auth...		1181 · Money ...		34.89	109,149.00
Payment	05/12/2017	Batch ...	Fort Cobb Fuel Auth...		1181 · Money ...		204.73	108,944.27
Payment	05/12/2017	Batch ...	Fort Cobb Fuel Auth...		1125 · Deposit ...		580.41	108,363.86
Payment	05/15/2017	Batch ...	Fort Cobb Fuel Auth...		1121 · Deposit ...		243.72	108,120.14
Payment	05/15/2017	Batch ...	Fort Cobb Fuel Auth...		1122 · Deposit ...		231.89	107,888.25
Payment	05/15/2017	Batch ...	Fort Cobb Fuel Auth...		1107 · Checkin...		594.85	107,293.40

Fort Cobb Fuel Authority
General Ledger
As of December 31, 2017

Type	Date	Num	Name	Memo	Split	Debit	Credit	Balance
Payment	05/15/2017	Batch ...	Fort Cobb Fuel Auth...		1107 · Checkin...		14,421.08	92,872.32
Payment	05/16/2017	Batch ...	Fort Cobb Fuel Auth...		1126 · Deposit ...		200.00	92,672.32
Payment	05/16/2017	Batch ...	Fort Cobb Fuel Auth...		1107 · Checkin...		1,294.57	91,377.75
Payment	05/16/2017	Batch ...	Fort Cobb Fuel Auth...		1122 · Deposit ...		341.95	91,035.80
Payment	05/16/2017	Batch ...	Fort Cobb Fuel Auth...		1181 · Money ...		58.10	90,977.70
Payment	05/16/2017	Batch ...	Fort Cobb Fuel Auth...		1107 · Checkin...		2,956.08	88,021.62
Payment	05/16/2017	Batch ...	Fort Cobb Fuel Auth...		1125 · Deposit ...		2,453.93	85,567.69
Payment	05/17/2017	Batch ...	Fort Cobb Fuel Auth...		1125 · Deposit ...		793.51	84,774.18
Payment	05/17/2017	Batch ...	Fort Cobb Fuel Auth...		1107 · Checkin...		6,960.18	77,814.00
Payment	05/17/2017	Batch ...	Fort Cobb Fuel Auth...		1107 · Checkin...		179.73	77,634.27
Payment	05/17/2017	Batch ...	Fort Cobb Fuel Auth...		1181 · Money ...		295.28	77,338.99
Payment	05/17/2017	Batch ...	Fort Cobb Fuel Auth...		1122 · Deposit ...		66.83	77,272.16
Payment	05/17/2017	Batch ...	Fort Cobb Fuel Auth...		1121 · Deposit ...		677.93	76,594.23
Payment	05/18/2017	Batch ...	Fort Cobb Fuel Auth...		1107 · Checkin...		1,288.31	75,305.92
Payment	05/18/2017	Batch ...	Fort Cobb Fuel Auth...		1107 · Checkin...		1,245.54	74,060.38
Payment	05/19/2017	Batch ...	Fort Cobb Fuel Auth...		1107 · Checkin...		3,006.98	71,053.40
Payment	05/19/2017	Batch ...	Fort Cobb Fuel Auth...		1107 · Checkin...		728.23	70,325.17
Payment	05/19/2017	Batch ...	Fort Cobb Fuel Auth...		1181 · Money ...		243.28	70,081.89
Payment	05/19/2017	Batch ...	Fort Cobb Fuel Auth...		1121 · Deposit ...		325.48	69,756.41
Payment	05/22/2017	Batch ...	Fort Cobb Fuel Auth...		1122 · Deposit ...		173.10	69,583.31
Payment	05/22/2017	Repor...	Fort Cobb Fuel Auth...		1181 · Money ...		34.74	69,548.57
Payment	05/22/2017	Batch ...	Fort Cobb Fuel Auth...		1181 · Money ...		90.00	69,458.57
Payment	05/22/2017	Batch ...	Fort Cobb Fuel Auth...		1181 · Money ...		293.60	69,164.97
Payment	05/22/2017	Batch ...	Fort Cobb Fuel Auth...		1121 · Deposit ...		261.07	68,903.90
Payment	05/22/2017	Batch ...	Fort Cobb Fuel Auth...		1107 · Checkin...		1,236.85	67,667.05
Payment	05/22/2017	Batch ...	Fort Cobb Fuel Auth...		1107 · Checkin...		11,218.20	56,448.85
Payment	05/22/2017	Batch ...	Fort Cobb Fuel Auth...		1125 · Deposit ...		862.79	55,586.06
Payment	05/23/2017	Batch ...	Fort Cobb Fuel Auth...		1107 · Checkin...		1,759.94	53,826.12
Payment	05/23/2017	Batch ...	Fort Cobb Fuel Auth...		1107 · Checkin...		931.98	52,894.14
Payment	05/23/2017	Batch ...	Fort Cobb Fuel Auth...		1122 · Deposit ...		288.25	52,605.89
Check	05/24/2017	1617	Fort Cobb Fuel Auth...	Meter deposit...	1107 · Checkin...	88.78		52,694.67
Payment	05/24/2017	Batch ...	Fort Cobb Fuel Auth...		1107 · Checkin...		3,664.61	49,030.06
Payment	05/24/2017	Batch ...	Fort Cobb Fuel Auth...		1107 · Checkin...		530.91	48,499.15
Payment	05/24/2017	Batch ...	Fort Cobb Fuel Auth...		1122 · Deposit ...		64.74	48,434.41
Payment	05/24/2017	Batch ...	Fort Cobb Fuel Auth...		1181 · Money ...		56.42	48,377.99
Payment	05/24/2017	Batch ...	Fort Cobb Fuel Auth...		1181 · Money ...		302.85	48,075.14
Payment	05/25/2017	Batch ...	Fort Cobb Fuel Auth...		1107 · Checkin...		1,125.04	46,950.10
Payment	05/25/2017	Batch ...	Fort Cobb Fuel Auth...		1107 · Checkin...		3,048.19	43,901.91
Payment	05/25/2017	Batch ...	Fort Cobb Fuel Auth...		1121 · Deposit ...		270.95	43,630.96
Payment	05/25/2017	Batch ...	Fort Cobb Fuel Auth...		1122 · Deposit ...		102.36	43,528.60
General Journal	05/25/2017	170505	Fort Cobb Fuel Auth...	Collection fee...	488 · Penalties...	50.00		43,578.60
Payment	05/25/2017	Batch ...	Fort Cobb Fuel Auth...		1125 · Deposit ...		1,712.94	41,865.66
Payment	05/26/2017	Batch ...	Fort Cobb Fuel Auth...		1107 · Checkin...		876.86	40,988.80
Payment	05/26/2017	Batch ...	Fort Cobb Fuel Auth...		1107 · Checkin...		1,027.98	39,960.82
Payment	05/26/2017	Batch ...	Fort Cobb Fuel Auth...		1122 · Deposit ...		96.10	39,864.72
Payment	05/26/2017	Batch ...	Fort Cobb Fuel Auth...		1181 · Money ...		158.29	39,706.43
Payment	05/26/2017	Batch ...	Fort Cobb Fuel Auth...		1181 · Money ...		160.00	39,546.43
Payment	05/30/2017	Batch ...	Fort Cobb Fuel Auth...		1107 · Checkin...		647.07	38,899.36
Payment	05/30/2017	Batch ...	Fort Cobb Fuel Auth...		1107 · Checkin...		1,236.73	37,662.63

Fort Cobb Fuel Authority
General Ledger
As of December 31, 2017

Type	Date	Num	Name	Memo	Split	Debit	Credit	Balance
Payment	05/30/2017	Batch ...	Fort Cobb Fuel Auth...		1122 · Deposit ...		242.09	37,420.54
Payment	05/30/2017	Batch ...	Fort Cobb Fuel Auth...		1126 · Deposit ...		323.00	37,097.54
Payment	05/30/2017	Batch ...	Fort Cobb Fuel Auth...		1181 · Money ...		148.62	36,948.92
General Journal	05/30/2017	170507	Fort Cobb Fuel Auth...	Proctor, Finch...	488 · Penalties...	125.00		37,073.92
Payment	05/31/2017	Batch ...	Fort Cobb Fuel Auth...		1107 · Checkin...		645.33	36,428.59
Payment	05/31/2017	Batch ...	Fort Cobb Fuel Auth...		1107 · Checkin...		485.41	35,943.18
Payment	05/31/2017	Batch ...	Fort Cobb Fuel Auth...		1181 · Money ...		37.73	35,905.45
Payment	05/31/2017	Batch ...	Fort Cobb Fuel Auth...		1125 · Deposit ...		601.69	35,303.76
General Journal	05/31/2017	170509	Fort Cobb Fuel Auth...	May final bills ...	480.01 · Resid...		296.78	35,006.98
General Journal	05/31/2017	170510	Fort Cobb Fuel Auth...	penalty calcul...	488 · Penalties...	611.50		35,618.48
General Journal	05/31/2017	170512	Fort Cobb Fuel Auth...		480.01 · Resid...	108,766.31		144,384.79
General Journal	05/31/2017	170633	Fort Cobb Fuel Auth...	MMA King Sod	481.41 · Agricu...		2.08	144,382.71
Payment	06/01/2017	Batch ...	Fort Cobb Fuel Auth...		1107 · Checkin...		686.70	143,696.01
Payment	06/01/2017	Batch ...	Fort Cobb Fuel Auth...		1107 · Checkin...		581.07	143,114.94
Payment	06/01/2017	Batch ...	Fort Cobb Fuel Auth...		1122 · Deposit ...		26.98	143,087.96
Check	06/01/2017	1620	Fort Cobb Fuel Auth...	Meter deposit...	1107 · Checkin...	33.89		143,121.85
General Journal	06/01/2017	170508	Fort Cobb Fuel Auth...	gas bills (all lo...	812 · Gas use...		191.16	142,930.69
General Journal	06/01/2017	170511	Fort Cobb Fuel Auth...	D Lisenberry f...	480.01 · Resid...	37.95		142,968.64
Payment	06/02/2017	Batch ...	Fort Cobb Fuel Auth...		1107 · Checkin...		44.92	142,923.72
Payment	06/02/2017	Batch ...	Fort Cobb Fuel Auth...		1107 · Checkin...		187.59	142,736.13
Payment	06/02/2017	Batch ...	Fort Cobb Fuel Auth...		1122 · Deposit ...		46.89	142,689.24
Payment	06/02/2017	Batch ...	Fort Cobb Fuel Auth...		1181 · Money ...		61.07	142,628.17
Payment	06/05/2017	Batch ...	Fort Cobb Fuel Auth...		1107 · Checkin...		1,549.23	141,078.94
Payment	06/05/2017	Batch ...	Fort Cobb Fuel Auth...		1107 · Checkin...		1,051.56	140,027.38
General Journal	06/05/2017	170631	Fort Cobb Fuel Auth...	Adjust Hilema...	488 · Penalties...		51.32	139,976.06
General Journal	06/05/2017	170632	Fort Cobb Fuel Auth...	Travis Patters...	488 · Penalties...	50.00		140,026.06
Payment	06/06/2017	Batch ...	Fort Cobb Fuel Auth...		1107 · Checkin...		1,251.92	138,774.14
Payment	06/06/2017	Batch ...	Fort Cobb Fuel Auth...		1107 · Checkin...		4,796.07	133,978.07
Payment	06/06/2017	Batch ...	Fort Cobb Fuel Auth...		1122 · Deposit ...		300.00	133,678.07
Payment	06/06/2017	Batch ...	Fort Cobb Fuel Auth...		1181 · Money ...		209.33	133,468.74
Payment	06/06/2017	Batch ...	Fort Cobb Fuel Auth...		1125 · Deposit ...		1,653.19	131,815.55
Check	06/06/2017	1621	Fort Cobb Fuel Auth...	Meter deposit...	1107 · Checkin...	150.14		131,965.69
Check	06/06/2017	1622	Fort Cobb Fuel Auth...	Meter deposit...	1107 · Checkin...	115.08		132,080.77
Check	06/07/2017	1624	Fort Cobb Fuel Auth...	Meter deposit...	1107 · Checkin...	150.24		132,231.01
Payment	06/07/2017	Batch ...	Fort Cobb Fuel Auth...		1122 · Deposit ...		39.93	132,191.08
Payment	06/07/2017	Batch ...	Fort Cobb Fuel Auth...		1181 · Money ...		48.43	132,142.65
Payment	06/07/2017	Batch ...	Fort Cobb Fuel Auth...		1181 · Money ...		376.77	131,765.88
Payment	06/07/2017	Batch ...	Fort Cobb Fuel Auth...		1107 · Checkin...		1,030.07	130,735.81
Payment	06/07/2017	Batch ...	Fort Cobb Fuel Auth...		1107 · Checkin...		5,788.30	124,947.51
Payment	06/08/2017	Batch ...	Fort Cobb Fuel Auth...		1107 · Checkin...		2,884.48	122,063.03
Payment	06/08/2017	Batch ...	Fort Cobb Fuel Auth...		1107 · Checkin...		425.33	121,637.70
Payment	06/08/2017	Batch ...	Fort Cobb Fuel Auth...		1121 · Deposit ...		126.57	121,511.13
Payment	06/08/2017	Batch ...	Fort Cobb Fuel Auth...		1121 · Deposit ...		427.05	121,084.08
Payment	06/08/2017	Batch ...	Fort Cobb Fuel Auth...		1181 · Money ...		49.88	121,034.20
Payment	06/08/2017	Batch ...	Fort Cobb Fuel Auth...		1181 · Money ...		70.54	120,963.66
Check	06/08/2017	1625	Fort Cobb Fuel Auth...	Meter deposit...	1107 · Checkin...	150.24		121,113.90
Payment	06/08/2017	Batch ...	Fort Cobb Fuel Auth...		1125 · Deposit ...		2,058.52	119,055.38
Payment	06/09/2017	Batch ...	Fort Cobb Fuel Auth...		1107 · Checkin...		4,152.96	114,902.42
Payment	06/09/2017	Batch ...	Fort Cobb Fuel Auth...		1107 · Checkin...		330.21	114,572.21

Fort Cobb Fuel Authority
General Ledger
As of December 31, 2017

Type	Date	Num	Name	Memo	Split	Debit	Credit	Balance
Payment	06/09/2017	Batch ...	Fort Cobb Fuel Auth...		1121 · Deposit ...		187.70	114,384.51
Payment	06/09/2017	Batch ...	Fort Cobb Fuel Auth...		1122 · Deposit ...		80.05	114,304.46
Payment	06/09/2017	Batch ...	Fort Cobb Fuel Auth...		1181 · Money ...		102.33	114,202.13
Payment	06/12/2017	Batch ...	Fort Cobb Fuel Auth...		1107 · Checkin...		8,129.31	106,072.82
Payment	06/12/2017	Batch ...	Fort Cobb Fuel Auth...		1107 · Checkin...		780.33	105,292.49
Payment	06/12/2017	Batch ...	Fort Cobb Fuel Auth...		1121 · Deposit ...		116.49	105,176.00
Payment	06/12/2017	Batch ...	Fort Cobb Fuel Auth...		1121 · Deposit ...		112.10	105,063.90
Payment	06/12/2017	Batch ...	Fort Cobb Fuel Auth...		1122 · Deposit ...		93.29	104,970.61
Payment	06/12/2017	Batch ...	Fort Cobb Fuel Auth...		1181 · Money ...		404.91	104,565.70
Payment	06/13/2017	Batch ...	Fort Cobb Fuel Auth...		1107 · Checkin...		6,753.72	97,811.98
Payment	06/13/2017	Batch ...	Fort Cobb Fuel Auth...		1107 · Checkin...		247.27	97,564.71
Payment	06/13/2017	Batch ...	Fort Cobb Fuel Auth...		1126 · Deposit ...		264.15	97,300.56
Payment	06/13/2017	Batch ...	Fort Cobb Fuel Auth...		1181 · Money ...		35.48	97,265.08
Deposit	06/14/2017	ACH	Fort Cobb Fuel Auth...	Bank Draft	1107 · Checkin...		5,732.08	91,533.00
Payment	06/14/2017	Batch ...	Fort Cobb Fuel Auth...		1107 · Checkin...		3,241.11	88,291.89
Payment	06/14/2017	Batch ...	Fort Cobb Fuel Auth...		1107 · Checkin...		387.68	87,904.21
Payment	06/14/2017	Batch ...	Fort Cobb Fuel Auth...		1121 · Deposit ...		180.57	87,723.64
Payment	06/14/2017	Batch ...	Fort Cobb Fuel Auth...		1121 · Deposit ...		233.28	87,490.36
Payment	06/14/2017	Batch ...	Fort Cobb Fuel Auth...		1122 · Deposit ...		267.15	87,223.21
Payment	06/14/2017	Batch ...	Fort Cobb Fuel Auth...		1125 · Deposit ...		1,433.55	85,789.66
Payment	06/15/2017	Batch ...	Fort Cobb Fuel Auth...		1107 · Checkin...		3,508.42	82,281.24
Payment	06/15/2017	Batch ...	Fort Cobb Fuel Auth...		1107 · Checkin...		599.36	81,681.88
Payment	06/15/2017	Batch ...	Fort Cobb Fuel Auth...		1121 · Deposit ...		153.98	81,527.90
Payment	06/15/2017	Batch ...	Fort Cobb Fuel Auth...		1122 · Deposit ...		171.87	81,356.03
Payment	06/15/2017	Batch ...	Fort Cobb Fuel Auth...		1181 · Money ...		192.39	81,163.64
Payment	06/16/2017	Batch ...	Fort Cobb Fuel Auth...		1107 · Checkin...		6,397.62	74,766.02
Payment	06/16/2017	Batch ...	Fort Cobb Fuel Auth...		1107 · Checkin...		1,177.52	73,588.50
Payment	06/16/2017	Bstch ...	Fort Cobb Fuel Auth...		1121 · Deposit ...		583.03	73,005.47
Payment	06/16/2017	Batch ...	Fort Cobb Fuel Auth...		1122 · Deposit ...		65.64	72,939.83
Payment	06/16/2017	Batch ...	Fort Cobb Fuel Auth...		1181 · Money ...		66.40	72,873.43
Payment	06/16/2017	Batch ...	Fort Cobb Fuel Auth...		1181 · Money ...		180.85	72,692.58
Payment	06/16/2017	Batch ...	Fort Cobb Fuel Auth...		1181 · Money ...		221.35	72,471.23
Payment	06/16/2017	Batch ...	Fort Cobb Fuel Auth...		1125 · Deposit ...		682.35	71,788.88
Check	06/19/2017	1630	Fort Cobb Fuel Auth...	Meter deposit...	1107 · Checkin...	16.96		71,805.84
General Journal	06/19/2017	170604	Fort Cobb Fuel Auth...	Pamela Corle...	2403 · Sales T...		3.75	71,802.09
Payment	06/19/2017	Batch ...	Fort Cobb Fuel Auth...		1107 · Checkin...		14,030.13	57,771.96
Payment	06/19/2017	Batch ...	Fort Cobb Fuel Auth...		1107 · Checkin...		1,497.38	56,274.58
Payment	06/19/2017	Batch ...	Fort Cobb Fuel Auth...		1121 · Deposit ...		128.67	56,145.91
Payment	06/19/2017	Batch ...	Fort Cobb Fuel Auth...		1122 · Deposit ...		66.83	56,079.08
Payment	06/19/2017	Batch ...	Fort Cobb Fuel Auth...		1126 · Deposit ...		150.00	55,929.08
Payment	06/19/2017	Batch ...	Fort Cobb Fuel Auth...		1181 · Money ...		312.59	55,616.49
Payment	06/20/2017	Batch ...	Fort Cobb Fuel Auth...		1107 · Checkin...		2,326.91	53,289.58
Payment	06/20/2017	Batch ...	Fort Cobb Fuel Auth...		1107 · Checkin...		973.69	52,315.89
Payment	06/20/2017	Batch ...	Fort Cobb Fuel Auth...		1121 · Deposit ...		519.49	51,796.40
Payment	06/20/2017	Batch ...	Fort Cobb Fuel Auth...		1122 · Deposit ...		255.51	51,540.89
Payment	06/20/2017	Batch ...	Fort Cobb Fuel Auth...		1181 · Money ...		241.90	51,298.99
Payment	06/20/2017	Batch ...	Fort Cobb Fuel Auth...		1125 · Deposit ...		1,391.55	49,907.44
Payment	06/21/2017	Batch ...	Fort Cobb Fuel Auth...		1107 · Checkin...		1,879.81	48,027.63
Payment	06/21/2017	Batch ...	Fort Cobb Fuel Auth...		1107 · Checkin...		140.22	47,887.41

Fort Cobb Fuel Authority
General Ledger
As of December 31, 2017

Type	Date	Num	Name	Memo	Split	Debit	Credit	Balance
Payment	06/21/2017	Batch ...	Fort Cobb Fuel Auth...		1181 · Money ...		63.05	47,824.36
Payment	06/21/2017	Batch ...	Fort Cobb Fuel Auth...		1181 · Money ...		188.35	47,636.01
Payment	06/22/2017	Batch ...	Fort Cobb Fuel Auth...		1107 · Checkin...		2,492.54	45,143.47
Payment	06/22/2017	Batch ...	Fort Cobb Fuel Auth...		1107 · Checkin...		227.37	44,916.10
Payment	06/22/2017	Batch ...	Fort Cobb Fuel Auth...		1121 · Deposit ...		423.33	44,492.77
Payment	06/22/2017	Batch ...	Fort Cobb Fuel Auth...		1122 · Deposit ...		49.15	44,443.62
Payment	06/22/2017	Batch ...	Fort Cobb Fuel Auth...		1122 · Deposit ...		52.86	44,390.76
Payment	06/23/2017	Batch ...	Fort Cobb Fuel Auth...		1107 · Checkin...		1,613.16	42,777.60
Payment	06/23/2017	Batch ...	Fort Cobb Fuel Auth...		1107 · Checkin...		683.07	42,094.53
Payment	06/23/2017	Batch ...	Fort Cobb Fuel Auth...		1181 · Money ...		40.72	42,053.81
Payment	06/23/2017	Batch ...	Fort Cobb Fuel Auth...		1181 · Money ...		164.56	41,889.25
General Journal	06/23/2017	170732	Fort Cobb Fuel Auth...	Bobby Jo Wo...	1125 · Deposit ...	145.54		42,034.79
Payment	06/26/2017	Batch ...	Fort Cobb Fuel Auth...		1107 · Checkin...		2,427.94	39,606.85
Payment	06/26/2017	Batch ...	Fort Cobb Fuel Auth...		1107 · Checkin...		2,062.50	37,544.35
Payment	06/26/2017	Batch ...	Fort Cobb Fuel Auth...		1121 · Deposit ...		31.49	37,512.86
Payment	06/26/2017	Batch ...	Fort Cobb Fuel Auth...		1122 · Deposit ...		472.53	37,040.33
Payment	06/26/2017	Batch ...	Fort Cobb Fuel Auth...		1125 · Deposit ...		739.20	36,301.13
Payment	06/26/2017	Batch ...	Fort Cobb Fuel Auth...		1181 · Money ...		317.73	35,983.40
Payment	06/26/2017	Batch ...	Fort Cobb Fuel Auth...		1181 · Money ...		164.40	35,819.00
General Journal	06/27/2017	170733	Fort Cobb Fuel Auth...	Mike Payne c...	488 · Penalties...	125.00		35,944.00
Payment	06/27/2017	Batch ...	Fort Cobb Fuel Auth...		1107 · Checkin...		767.36	35,176.64
Payment	06/27/2017	Batch ...	Fort Cobb Fuel Auth...		1107 · Checkin...		535.50	34,641.14
Check	06/27/2017	1631	Fort Cobb Fuel Auth...	Equal pay cut...	1107 · Checkin...	850.31		35,491.45
Payment	06/29/2017	Batch ...	Fort Cobb Fuel Auth...		1107 · Checkin...		1,100.77	34,390.68
Payment	06/29/2017	Batch ...	Fort Cobb Fuel Auth...		1107 · Checkin...		619.33	33,771.35
Payment	06/29/2017	Batch ...	Fort Cobb Fuel Auth...		1107 · Checkin...		262.21	33,509.14
Payment	06/29/2017	Batch ...	Fort Cobb Fuel Auth...		1121 · Deposit ...		31.49	33,477.65
Payment	06/29/2017	Batch ...	Fort Cobb Fuel Auth...		1122 · Deposit ...		269.20	33,208.45
Payment	06/29/2017	Batch ...	Fort Cobb Fuel Auth...		1181 · Money ...		41.53	33,166.92
Payment	06/29/2017	Batch ...	Fort Cobb Fuel Auth...		1181 · Money ...		117.12	33,049.80
Payment	06/30/2017	Batch ...	Fort Cobb Fuel Auth...		1107 · Checkin...		713.40	32,336.40
Payment	06/30/2017	Batch ...	Fort Cobb Fuel Auth...		1107 · Checkin...		540.74	31,795.66
Payment	06/30/2017	Batch ...	Fort Cobb Fuel Auth...		1122 · Deposit ...		19.51	31,776.15
General Journal	06/30/2017	170332	Fort Cobb Fuel Auth...		480.01 · Resid...	98,836.92		130,613.07
General Journal	06/30/2017	170334	Fort Cobb Fuel Auth...	Maldonado, S...	488 · Penalties...	150.00		130,763.07
General Journal	06/30/2017	170335	Fort Cobb Fuel Auth...	King Sod Far...	414.94 · Engin...	240.00		131,003.07
General Journal	06/30/2017	170337	Fort Cobb Fuel Auth...	Final bills 6/2 ...	480.01 · Resid...		679.10	130,323.97
General Journal	06/30/2017	170333	Fort Cobb Fuel Auth...	penalty adj	488 · Penalties...	552.16		130,876.13
General Journal	06/30/2017	170338	Fort Cobb Fuel Auth...	MMA disc sy	481.41 · Agricu...		232.92	130,643.21
Payment	06/30/2017	Batch ...	Fort Cobb Fuel Auth...		1121 · Deposit ...		23.57	130,619.64
Payment	06/30/2017	Batch ...	Fort Cobb Fuel Auth...		1126 · Deposit ...		312.00	130,307.64
Payment	07/03/2017	Batch ...	Fort Cobb Fuel Auth...		1107 · Checkin...		813.50	129,494.14
Payment	07/03/2017	Batch ...	Fort Cobb Fuel Auth...		1107 · Checkin...		818.97	128,675.17
Payment	07/03/2017	Batch ...	Fort Cobb Fuel Auth...		1121 · Deposit ...		23.00	128,652.17
Payment	07/03/2017	Batch ...	Fort Cobb Fuel Auth...		1121 · Deposit ...		175.45	128,476.72
Payment	07/03/2017	Batch ...	Fort Cobb Fuel Auth...		1181 · Money ...		30.00	128,446.72
Payment	07/03/2017	Batch ...	Fort Cobb Fuel Auth...		1181 · Money ...		83.95	128,362.77
General Journal	07/03/2017	170336	Fort Cobb Fuel Auth...	gas bills, all lo...	812 · Gas use...		108.04	128,254.73
Check	07/03/2017	1633	Fort Cobb Fuel Auth...	Meter deposit...	1107 · Checkin...	119.04		128,373.77

Fort Cobb Fuel Authority
General Ledger
As of December 31, 2017

Type	Date	Num	Name	Memo	Split	Debit	Credit	Balance
Payment	07/05/2017	Batch ...	Fort Cobb Fuel Auth...		1107 · Checkin...		259.69	128,114.08
Payment	07/05/2017	Batch ...	Fort Cobb Fuel Auth...		1107 · Checkin...		214.04	127,900.04
Payment	07/05/2017	Batch ...	Fort Cobb Fuel Auth...		1121 · Deposit ...		49.42	127,850.62
Payment	07/05/2017	Batch ...	Fort Cobb Fuel Auth...		1121 · Deposit ...		51.90	127,798.72
Payment	07/05/2017	Batch ...	Fort Cobb Fuel Auth...		1122 · Deposit ...		19.80	127,778.92
Payment	07/06/2017	Batch ...	Fort Cobb Fuel Auth...		1107 · Checkin...		547.21	127,231.71
Payment	07/06/2017	Batch ...	Fort Cobb Fuel Auth...		1107 · Checkin...		791.11	126,440.60
Payment	07/06/2017	Batch ...	Fort Cobb Fuel Auth...		1121 · Deposit ...		238.01	126,202.59
Payment	07/06/2017	Batch ...	Fort Cobb Fuel Auth...		1122 · Deposit ...		82.48	126,120.11
Payment	07/06/2017	Batch ...	Fort Cobb Fuel Auth...		1125 · Deposit ...		715.90	125,404.21
Payment	07/07/2017	Batch ...	Fort Cobb Fuel Auth...		1122 · Deposit ...		39.87	125,364.34
Payment	07/07/2017	Batch ...	Fort Cobb Fuel Auth...		1181 · Money ...		95.17	125,269.17
Payment	07/07/2017	Batch ...	Fort Cobb Fuel Auth...		1181 · Money ...		204.22	125,064.95
Payment	07/07/2017	Batch ...	Fort Cobb Fuel Auth...		1107 · Checkin...		3,722.96	121,341.99
Payment	07/07/2017	Batch ...	Fort Cobb Fuel Auth...		1107 · Checkin...		609.91	120,732.08
Payment	07/10/2017	Batch ...	Fort Cobb Fuel Auth...		1107 · Checkin...		595.17	120,136.91
Payment	07/10/2017	Batch ...	Fort Cobb Fuel Auth...		1107 · Checkin...		3,907.19	116,229.72
Payment	07/10/2017	Batch ...	Fort Cobb Fuel Auth...		1107 · Checkin...		5,430.55	110,799.17
Payment	07/10/2017	Batch ...	Fort Cobb Fuel Auth...		1122 · Deposit ...		274.78	110,524.39
Payment	07/10/2017	Batch ...	Fort Cobb Fuel Auth...		1181 · Money ...		313.22	110,211.17
Payment	07/10/2017	Batch ...	Fort Cobb Fuel Auth...		1121 · Deposit ...		31.20	110,179.97
Payment	07/10/2017	Batch ...	Fort Cobb Fuel Auth...		1121 · Deposit ...		357.94	109,822.03
Payment	07/10/2017	Batch ...	Fort Cobb Fuel Auth...		1121 · Deposit ...		368.52	109,453.51
Check	07/11/2017	1635	Fort Cobb Fuel Auth...	Meter deposit...	1107 · Checkin...	7.09		109,460.60
Payment	07/11/2017	Batch ...	Fort Cobb Fuel Auth...		1107 · Checkin...		3,183.86	106,276.74
Payment	07/11/2017	Batch ...	Fort Cobb Fuel Auth...		1107 · Checkin...		214.68	106,062.06
Payment	07/11/2017	Batch ...	Fort Cobb Fuel Auth...		1121 · Deposit ...		176.07	105,885.99
Payment	07/11/2017	Batch ...	Fort Cobb Fuel Auth...		1122 · Deposit ...		164.26	105,721.73
Payment	07/11/2017	Batch ...	Fort Cobb Fuel Auth...		1181 · Money ...		40.49	105,681.24
Payment	07/11/2017	Batch ...	Fort Cobb Fuel Auth...		1125 · Deposit ...		1,136.88	104,544.36
Check	07/11/2017	1638	Fort Cobb Fuel Auth...	Refund credit ...	1107 · Checkin...	844.90		105,389.26
Payment	07/12/2017	Batch ...	Fort Cobb Fuel Auth...		1107 · Checkin...		3,334.28	102,054.98
Payment	07/12/2017	Batch ...	Fort Cobb Fuel Auth...		1107 · Checkin...		202.97	101,852.01
Payment	07/12/2017	Batch ...	Fort Cobb Fuel Auth...		1121 · Deposit ...		136.34	101,715.67
Payment	07/12/2017	Batch ...	Fort Cobb Fuel Auth...		1122 · Deposit ...		20.00	101,695.67
Payment	07/12/2017	Batch ...	Fort Cobb Fuel Auth...		1181 · Money ...		85.19	101,610.48
Payment	07/12/2017	Batch ...	Fort Cobb Fuel Auth...		1181 · Money ...		121.26	101,489.22
Payment	07/12/2017	Batch ...	Fort Cobb Fuel Auth...		1181 · Money ...		302.23	101,186.99
Deposit	07/13/2017	ACH	Fort Cobb Fuel Auth...	Bank Draft	1107 · Checkin...		4,707.92	96,479.07
Payment	07/13/2017	Batch ...	Fort Cobb Fuel Auth...		1107 · Checkin...		7,678.13	88,800.94
Payment	07/13/2017	Batch ...	Fort Cobb Fuel Auth...		1107 · Checkin...		427.98	88,372.96
Payment	07/13/2017	Batch ...	Fort Cobb Fuel Auth...		1121 · Deposit ...		50.00	88,322.96
Payment	07/13/2017	Batch ...	Fort Cobb Fuel Auth...		1122 · Deposit ...		59.58	88,263.38
Payment	07/13/2017	Batch ...	Fort Cobb Fuel Auth...		1181 · Money ...		43.70	88,219.68
Payment	07/14/2017	Batch ...	Fort Cobb Fuel Auth...		1107 · Checkin...		4,136.29	84,083.39
Payment	07/14/2017	Batch ...	Fort Cobb Fuel Auth...		1107 · Checkin...		320.35	83,763.04
Payment	07/14/2017	Batch ...	Fort Cobb Fuel Auth...		1121 · Deposit ...		452.25	83,310.79
Payment	07/14/2017	Batch ...	Fort Cobb Fuel Auth...		1122 · Deposit ...		56.99	83,253.80
Payment	07/14/2017	Batch ...	Fort Cobb Fuel Auth...		1125 · Deposit ...		1,219.50	82,034.30

Fort Cobb Fuel Authority
General Ledger
As of December 31, 2017

Type	Date	Num	Name	Memo	Split	Debit	Credit	Balance
General Journal	07/14/2017	1164	Fort Cobb Fuel Auth...	L Devaughn adj	480.02 · Resid...		58.29	81,976.01
Payment	07/14/2017	Batch ...	Fort Cobb Fuel Auth...		1126 · Deposit ...		150.00	81,826.01
Payment	07/17/2017	Batch ...	Fort Cobb Fuel Auth...		1107 · Checkin...		15,903.78	65,922.23
Payment	07/17/2017	Batch ...	Fort Cobb Fuel Auth...		1107 · Checkin...		1,003.90	64,918.33
Payment	07/17/2017	batch ...	Fort Cobb Fuel Auth...		1121 · Deposit ...		31.37	64,886.96
Payment	07/17/2017	Batch ...	Fort Cobb Fuel Auth...		1121 · Deposit ...		378.54	64,508.42
Payment	07/17/2017	Batch ...	Fort Cobb Fuel Auth...		1122 · Deposit ...		223.60	64,284.82
Payment	07/17/2017	Batch ...	Fort Cobb Fuel Auth...		1122 · Deposit ...		34.30	64,250.52
Payment	07/17/2017	Batch ...	Fort Cobb Fuel Auth...		1181 · Money ...		17.51	64,233.01
Payment	07/17/2017	Batch ...	Fort Cobb Fuel Auth...		1181 · Money ...		103.66	64,129.35
Payment	07/18/2017	Batch ...	Fort Cobb Fuel Auth...		1107 · Checkin...		8,210.80	55,918.55
Payment	07/18/2017	Batch ...	Fort Cobb Fuel Auth...		1107 · Checkin...		684.06	55,234.49
Payment	07/18/2017	Batch ...	Fort Cobb Fuel Auth...		1122 · Deposit ...		97.01	55,137.48
Payment	07/18/2017	Batch ...	Fort Cobb Fuel Auth...		1125 · Deposit ...		1,755.13	53,382.35
Check	07/18/2017	1642	Fort Cobb Fuel Auth...	#02959 Refu...	1107 · Checkin...	1,033.68		54,416.03
Payment	07/19/2017	Batch ...	Fort Cobb Fuel Auth...		1107 · Checkin...		2,011.72	52,404.31
Payment	07/19/2017	Batch ...	Fort Cobb Fuel Auth...		1107 · Checkin...		352.24	52,052.07
Payment	07/19/2017	Batch ...	Fort Cobb Fuel Auth...		1121 · Deposit ...		314.05	51,738.02
Payment	07/19/2017	Batch ...	Fort Cobb Fuel Auth...		1181 · Money ...		81.11	51,656.91
Payment	07/19/2017	Batch ...	Fort Cobb Fuel Auth...		1181 · Money ...		166.68	51,490.23
General Journal	07/19/2017	1165	Fort Cobb Fuel Auth...	Elizondo	488 · Penalties...	50.00		51,540.23
Payment	07/20/2017	Batch ...	Fort Cobb Fuel Auth...		1107 · Checkin...		2,231.75	49,308.48
Payment	07/20/2017	Batch ...	Fort Cobb Fuel Auth...		1107 · Checkin...		304.98	49,003.50
Payment	07/20/2017	Batch ...	Fort Cobb Fuel Auth...		1121 · Deposit ...		224.42	48,779.08
Payment	07/20/2017	Batch ...	Fort Cobb Fuel Auth...		1181 · Money ...		67.71	48,711.37
Payment	07/20/2017	Batch ...	Fort Cobb Fuel Auth...		1181 · Money ...		35.32	48,676.05
Payment	07/20/2017	Batch ...	Fort Cobb Fuel Auth...		1181 · Money ...		90.00	48,586.05
Payment	07/21/2017	Batch ...	Fort Cobb Fuel Auth...		1107 · Checkin...		2,097.21	46,488.84
Payment	07/21/2017	Batch ...	Fort Cobb Fuel Auth...		1107 · Checkin...		595.60	45,893.24
Payment	07/21/2017	Batch ...	Fort Cobb Fuel Auth...		1121 · Deposit ...		120.00	45,773.24
Payment	07/21/2017	Batch ...	Fort Cobb Fuel Auth...		1122 · Deposit ...		126.90	45,646.34
Payment	07/21/2017	Batch ...	Fort Cobb Fuel Auth...		1181 · Money ...		58.10	45,588.24
Payment	07/21/2017	Batch ...	Fort Cobb Fuel Auth...		1181 · Money ...		228.71	45,359.53
Payment	07/24/2017	Batch ...	Fort Cobb Fuel Auth...		1107 · Checkin...		6,708.70	38,650.83
Payment	07/24/2017	Batch ...	Fort Cobb Fuel Auth...		1107 · Checkin...		1,921.03	36,729.80
Payment	07/24/2017	Batch ...	Fort Cobb Fuel Auth...		1121 · Deposit ...		50.00	36,679.80
Payment	07/24/2017	Batch ...	Fort Cobb Fuel Auth...		1121 · Deposit ...		39.27	36,640.53
Payment	07/24/2017	Batch ...	Fort Cobb Fuel Auth...		1122 · Deposit ...		118.16	36,522.37
Payment	07/25/2017	Batch ...	Fort Cobb Fuel Auth...		1107 · Checkin...		1,386.37	35,136.00
Payment	07/25/2017	Batch ...	Fort Cobb Fuel Auth...		1107 · Checkin...		516.27	34,619.73
Payment	07/25/2017	Batch ...	Fort Cobb Fuel Auth...		1121 · Deposit ...		27.41	34,592.32
Payment	07/25/2017	Batch ...	Fort Cobb Fuel Auth...		1121 · Deposit ...		27.47	34,564.85
Payment	07/25/2017	Batch ...	Fort Cobb Fuel Auth...		1122 · Deposit ...		17.51	34,547.34
Payment	07/25/2017	Batch ...	Fort Cobb Fuel Auth...		1122 · Deposit ...		178.50	34,368.84
Payment	07/25/2017	Batch ...	Fort Cobb Fuel Auth...		1181 · Money ...		148.50	34,220.34
Payment	07/25/2017	Batch ...	Fort Cobb Fuel Auth...		1125 · Deposit ...		925.43	33,294.91
General Journal	07/25/2017	1166	Fort Cobb Fuel Auth...	Write Off Bad...	904 · Bad Debt		4,076.27	29,218.64
General Journal	07/25/2017	1167	Fort Cobb Fuel Auth...	Alvarez recon...	488 · Penalties...	50.00		29,268.64
Payment	07/26/2017	Batch ...	Fort Cobb Fuel Auth...		1107 · Checkin...		347.56	28,921.08

Fort Cobb Fuel Authority
General Ledger
As of December 31, 2017

Type	Date	Num	Name	Memo	Split	Debit	Credit	Balance
Payment	07/26/2017	Batch ...	Fort Cobb Fuel Auth...		1107 · Checkin...		484.83	28,436.25
Payment	07/26/2017	Batch ...	Fort Cobb Fuel Auth...		1122 · Deposit ...		84.55	28,351.70
Payment	07/27/2017	Batch ...	Fort Cobb Fuel Auth...		1107 · Checkin...		528.26	27,823.44
Payment	07/27/2017	Batch ...	Fort Cobb Fuel Auth...		1107 · Checkin...		711.07	27,112.37
Payment	07/27/2017	Batch ...	Fort Cobb Fuel Auth...		1122 · Deposit ...		55.15	27,057.22
Payment	07/27/2017	Batch ...	Fort Cobb Fuel Auth...		1181 · Money ...		140.45	26,916.77
General Journal	07/27/2017	1168	Fort Cobb Fuel Auth...	Robertson,Sa...	488 · Penalties...			26,916.77
Payment	07/28/2017	Batch ...	Fort Cobb Fuel Auth...		1107 · Checkin...		405.34	26,511.43
Payment	07/28/2017	Batch ...	Fort Cobb Fuel Auth...		1181 · Money ...		101.50	26,409.93
Payment	07/28/2017	Batch ...	Fort Cobb Fuel Auth...		1125 · Deposit ...		1,265.83	25,144.10
Payment	07/28/2017	Batch ...	Fort Cobb Fuel Auth...		1107 · Checkin...		396.62	24,747.48
Payment	07/31/2017	Batch ...	Fort Cobb Fuel Auth...		1107 · Checkin...		904.31	23,843.17
Payment	07/31/2017	Batch ...	Fort Cobb Fuel Auth...		1107 · Checkin...		272.78	23,570.39
Payment	07/31/2017	Batch ...	Fort Cobb Fuel Auth...		1121 · Deposit ...		42.00	23,528.39
Payment	07/31/2017	Batch ...	Fort Cobb Fuel Auth...		1122 · Deposit ...		83.98	23,444.41
Payment	07/31/2017	Batch ...	Fort Cobb Fuel Auth...		1181 · Money ...		77.89	23,366.52
General Journal	07/31/2017	1169	Fort Cobb Fuel Auth...	Donna Moore ...	488 · Penalties...	50.00		23,416.52
General Journal	07/31/2017	1170	Fort Cobb Fuel Auth...	King Sod, Lo...	414.94 · Engin...	480.00		23,896.52
General Journal	07/31/2017	170732	Fort Cobb Fuel Auth...	penalty calc	488 · Penalties...	429.99		24,326.51
General Journal	07/31/2017	170733	Fort Cobb Fuel Auth...		480.01 · Resid...	106,777.14		131,103.65
General Journal	07/31/2017	170734	Fort Cobb Fuel Auth...	MMA discoun...	481.41 · Agricu...		434.08	130,669.57
General Journal	07/31/2017	170736	Fort Cobb Fuel Auth...	adj level pay sy	2415 · Level P...	3,888.66		134,558.23
General Journal	07/31/2017	170737	Fort Cobb Fuel Auth...	Final bills 7/2 ...	480.01 · Resid...		2,158.48	132,399.75
General Journal	07/31/2017	170738	Fort Cobb Fuel Auth...	1/31/17 corre...	2413 · Custom...		1,100.36	131,299.39
Payment	08/01/2017	Batch ...	Fort Cobb Fuel Auth...		1107 · Checkin...		665.10	130,634.29
Payment	08/01/2017	Batch ...	Fort Cobb Fuel Auth...		1107 · Checkin...		246.06	130,388.23
Payment	08/01/2017	Batch ...	Fort Cobb Fuel Auth...		1122 · Deposit ...		19.51	130,368.72
General Journal	08/02/2017	170735	Fort Cobb Fuel Auth...	Gas bills (all l...	812 · Gas use...		103.93	130,264.79
Payment	08/02/2017	Batch ...	Fort Cobb Fuel Auth...		1122 · Deposit ...		461.72	129,803.07
Payment	08/02/2017	Batch ...	Fort Cobb Fuel Auth...		1107 · Checkin...		46.28	129,756.79
Payment	08/02/2017	Batch ...	Fort Cobb Fuel Auth...		1107 · Checkin...		259.41	129,497.38
Payment	08/02/2017	Batch ...	Fort Cobb Fuel Auth...		1125 · Deposit ...		217.14	129,280.24
Payment	08/03/2017	Batch ...	Fort Cobb Fuel Auth...		1107 · Checkin...		723.67	128,556.57
Payment	08/03/2017	Batch ...	Fort Cobb Fuel Auth...		1107 · Checkin...		637.09	127,919.48
Payment	08/03/2017	Batch ...	Fort Cobb Fuel Auth...		1121 · Deposit ...		23.51	127,895.97
Payment	08/03/2017	Batch ...	Fort Cobb Fuel Auth...		1181 · Money ...		100.00	127,795.97
Payment	08/04/2017	Batch ...	Fort Cobb Fuel Auth...		1107 · Checkin...		432.27	127,363.70
Payment	08/04/2017	Batch ...	Fort Cobb Fuel Auth...		1107 · Checkin...		303.16	127,060.54
Payment	08/04/2017	Batch ...	Fort Cobb Fuel Auth...		1122 · Deposit ...		92.26	126,968.28
Payment	08/04/2017	Batch ...	Fort Cobb Fuel Auth...		1181 · Money ...		40.49	126,927.79
Payment	08/04/2017	Batch ...	Fort Cobb Fuel Auth...		1181 · Money ...		198.10	126,729.69
Payment	08/07/2017	Batch ...	Fort Cobb Fuel Auth...		1107 · Checkin...		2,773.96	123,955.73
Payment	08/07/2017	Batch ...	Fort Cobb Fuel Auth...		1107 · Checkin...		666.72	123,289.01
Payment	08/07/2017	Batch ...	Fort Cobb Fuel Auth...		1121 · Deposit ...		27.41	123,261.60
Payment	08/07/2017	Batch ...	Fort Cobb Fuel Auth...		1121 · Deposit ...		185.59	123,076.01
Payment	08/07/2017	Batch ...	Fort Cobb Fuel Auth...		1122 · Deposit ...		94.99	122,981.02
Payment	08/07/2017	Batch ...	Fort Cobb Fuel Auth...		1181 · Money ...		196.97	122,784.05
Payment	08/08/2017	Batch ...	Fort Cobb Fuel Auth...		1107 · Checkin...		16,150.80	106,633.25
Payment	08/08/2017	Batch ...	Fort Cobb Fuel Auth...		1107 · Checkin...		452.39	106,180.86

Fort Cobb Fuel Authority
General Ledger
As of December 31, 2017

Type	Date	Num	Name	Memo	Split	Debit	Credit	Balance
Payment	08/08/2017	Batch ...	Fort Cobb Fuel Auth...		1121 · Deposit ...		62.73	106,118.13
Payment	08/08/2017	Batch ...	Fort Cobb Fuel Auth...		1126 · Deposit ...		452.97	105,665.16
Payment	08/08/2017	Batch ...	Fort Cobb Fuel Auth...		1126 · Deposit ...		194.68	105,470.48
Payment	08/09/2017	Batch ...	Fort Cobb Fuel Auth...		1107 · Checkin...		2,863.87	102,606.61
Payment	08/09/2017	Batch ...	Fort Cobb Fuel Auth...		1107 · Checkin...		493.78	102,112.83
Payment	08/09/2017	Batch ...	Fort Cobb Fuel Auth...		1121 · Deposit ...		187.09	101,925.74
Payment	08/09/2017	Batch ...	Fort Cobb Fuel Auth...		1121 · Deposit ...		359.81	101,565.93
Payment	08/09/2017	Batch ...	Fort Cobb Fuel Auth...		1122 · Deposit ...		19.51	101,546.42
Payment	08/09/2017	Batch ...	Fort Cobb Fuel Auth...		1125 · Deposit ...		1,479.98	100,066.44
Payment	08/09/2017	Batch ...	Fort Cobb Fuel Auth...		1181 · Money ...		109.65	99,956.79
Payment	08/10/2017	Batch ...	Fort Cobb Fuel Auth...		1107 · Checkin...		3,280.91	96,675.88
Payment	08/10/2017	Batch ...	Fort Cobb Fuel Auth...		1107 · Checkin...		821.44	95,854.44
Payment	08/10/2017	Batch ...	Fort Cobb Fuel Auth...		1121 · Deposit ...		298.09	95,556.35
Payment	08/10/2017	Batch ...	Fort Cobb Fuel Auth...		1122 · Deposit ...		39.02	95,517.33
Payment	08/10/2017	Batch ...	Fort Cobb Fuel Auth...		1181 · Money ...		50.00	95,467.33
Payment	08/10/2017	Batch ...	Fort Cobb Fuel Auth...		1181 · Money ...		141.54	95,325.79
General Journal	08/10/2017	170739	Fort Cobb Fuel Auth...	Motley,Shum...	488 · Penalties...	300.00		95,625.79
Check	08/10/2017	1646	Fort Cobb Fuel Auth...	Meter deposit...	1107 · Checkin...	119.74		95,745.53
General Journal	08/10/2017	170741	Fort Cobb Fuel Auth...	Ishman Retur...	1107 · Checkin...	224.66		95,970.19
Deposit	08/11/2017	ACH	Fort Cobb Fuel Auth...	Bank Draft	1107 · Checkin...		4,514.47	91,455.72
Payment	08/11/2017	Batch ...	Fort Cobb Fuel Auth...		1107 · Checkin...		2,765.54	88,690.18
Payment	08/11/2017	Batch ...	Fort Cobb Fuel Auth...		1107 · Checkin...		478.02	88,212.16
Payment	08/11/2017	Batch ...	Fort Cobb Fuel Auth...		1122 · Deposit ...		31.48	88,180.68
Payment	08/11/2017	Batch ...	Fort Cobb Fuel Auth...		1181 · Money ...		151.04	88,029.64
Payment	08/11/2017	Batch ...	Fort Cobb Fuel Auth...		1125 · Deposit ...		608.15	87,421.49
Payment	08/14/2017	Batch ...	Fort Cobb Fuel Auth...		1107 · Checkin...		8,975.45	78,446.04
Payment	08/14/2017	Batch ...	Fort Cobb Fuel Auth...		1107 · Checkin...		501.11	77,944.93
Payment	08/14/2017	Batch ...	Fort Cobb Fuel Auth...		1121 · Deposit ...		74.26	77,870.67
Payment	08/14/2017	Batch ...	Fort Cobb Fuel Auth...		1121 · Deposit ...		120.30	77,750.37
Payment	08/14/2017	Batch ...	Fort Cobb Fuel Auth...		1121 · Deposit ...		137.30	77,613.07
Payment	08/14/2017	Batch ...	Fort Cobb Fuel Auth...		1122 · Deposit ...		120.00	77,493.07
Payment	08/14/2017	Batch ...	Fort Cobb Fuel Auth...		1181 · Money ...		17.51	77,475.56
Payment	08/14/2017	Batch ...	Fort Cobb Fuel Auth...		1181 · Money ...		309.95	77,165.61
General Journal	08/14/2017	170742	Fort Cobb Fuel Auth...	02618 R Boat...	480.02 · Resid...		19.51	77,146.10
Payment	08/15/2017	Batch ...	Fort Cobb Fuel Auth...		1107 · Checkin...		1,850.37	75,295.73
Payment	08/15/2017	Batch ...	Fort Cobb Fuel Auth...		1107 · Checkin...		455.12	74,840.61
Payment	08/15/2017	Batch ...	Fort Cobb Fuel Auth...		1122 · Deposit ...		90.00	74,750.61
General Journal	08/15/2017	170740	Fort Cobb Fuel Auth...	Jerry Wallis r...	488 · Penalties...	50.00		74,800.61
Payment	08/16/2017	Batch ...	Fort Cobb Fuel Auth...		1107 · Checkin...		5,998.73	68,801.88
Payment	08/16/2017	Batch ...	Fort Cobb Fuel Auth...		1107 · Checkin...		351.85	68,450.03
Payment	08/16/2017	Batch ...	Fort Cobb Fuel Auth...		1121 · Deposit ...		80.75	68,369.28
Payment	08/16/2017	Batch ...	Fort Cobb Fuel Auth...		1122 · Deposit ...		144.61	68,224.67
Payment	08/17/2017	Batch ...	Fort Cobb Fuel Auth...		1107 · Checkin...		805.34	67,419.33
Payment	08/17/2017	Batch ...	Fort Cobb Fuel Auth...		1107 · Checkin...		451.28	66,968.05
Payment	08/17/2017	Batch ...	Fort Cobb Fuel Auth...		1121 · Deposit ...		45.36	66,922.69
Payment	08/17/2017	Batch ...	Fort Cobb Fuel Auth...		1122 · Deposit ...		17.51	66,905.18
Payment	08/17/2017	Batch ...	Fort Cobb Fuel Auth...		1122 · Deposit ...		100.00	66,805.18
Payment	08/17/2017	Batch ...	Fort Cobb Fuel Auth...		1181 · Money ...		110.05	66,695.13
Payment	08/17/2017	Batch ...	Fort Cobb Fuel Auth...		1181 · Money ...		234.78	66,460.35

Fort Cobb Fuel Authority
General Ledger
As of December 31, 2017

Type	Date	Num	Name	Memo	Split	Debit	Credit	Balance
Payment	08/17/2017	Batch ...	Fort Cobb Fuel Auth...		1181 · Money ...		188.74	66,271.61
General Journal	08/17/2017	170932	Fort Cobb Fuel Auth...	Nikki Kionute,...	904 · Bad Debt	98.20		66,369.81
Payment	08/18/2017	Batch ...	Fort Cobb Fuel Auth...		1107 · Checkin...		4,880.06	61,489.75
Payment	08/18/2017	Batch ...	Fort Cobb Fuel Auth...		1107 · Checkin...		523.24	60,966.51
Payment	08/18/2017	Batch ...	Fort Cobb Fuel Auth...		1121 · Deposit ...		602.40	60,364.11
Payment	08/18/2017	Batch ...	Fort Cobb Fuel Auth...		1122 · Deposit ...		51.45	60,312.66
Payment	08/21/2017	Batch ...	Fort Cobb Fuel Auth...		1107 · Checkin...		8,140.14	52,172.52
Payment	08/21/2017	Batch ...	Fort Cobb Fuel Auth...		1107 · Checkin...		357.16	51,815.36
Payment	08/21/2017	Batch ...	Fort Cobb Fuel Auth...		1121 · Deposit ...		19.51	51,795.85
Payment	08/21/2017	Batch ...	Fort Cobb Fuel Auth...		1121 · Deposit ...		224.33	51,571.52
Payment	08/21/2017	Batch ...	Fort Cobb Fuel Auth...		1122 · Deposit ...		133.86	51,437.66
Payment	08/21/2017	Batch ...	Fort Cobb Fuel Auth...		1125 · Deposit ...		1,010.22	50,427.44
Check	08/22/2017	1650	Fort Cobb Fuel Auth...	Refund equal ...	1107 · Checkin...	132.84		50,560.28
Payment	08/22/2017	Batch ...	Fort Cobb Fuel Auth...		1107 · Checkin...		4,577.60	45,982.68
Payment	08/22/2017	Batch ...	Fort Cobb Fuel Auth...		1107 · Checkin...		514.56	45,468.12
Payment	08/22/2017	Batch ...	Fort Cobb Fuel Auth...		1122 · Deposit ...		34.35	45,433.77
Payment	08/22/2017	Batch ...	Fort Cobb Fuel Auth...		1181 · Money ...		71.23	45,362.54
Payment	08/22/2017	Batch ...	Fort Cobb Fuel Auth...		1181 · Money ...		232.20	45,130.34
Payment	08/23/2017	Batch ...	Fort Cobb Fuel Auth...		1107 · Checkin...		6,132.87	38,997.47
Payment	08/23/2017	Batch ...	Fort Cobb Fuel Auth...		1107 · Checkin...		363.05	38,634.42
Payment	08/23/2017	Batch ...	Fort Cobb Fuel Auth...		1121 · Deposit ...		54.91	38,579.51
Payment	08/23/2017	Batch ...	Fort Cobb Fuel Auth...		1121 · Deposit ...		30.00	38,549.51
Payment	08/23/2017	Batch ...	Fort Cobb Fuel Auth...		1181 · Money ...		19.51	38,530.00
General Journal	08/23/2017	170931	Fort Cobb Fuel Auth...	Gardner, Hay...	488 · Penalties...	100.00		38,630.00
Payment	08/24/2017	Batch ...	Fort Cobb Fuel Auth...		1107 · Checkin...		14,323.24	24,306.76
Payment	08/24/2017	Batch ...	Fort Cobb Fuel Auth...		1107 · Checkin...		418.34	23,888.42
Payment	08/24/2017	Batch ...	Fort Cobb Fuel Auth...		1121 · Deposit ...		41.41	23,847.01
Payment	08/24/2017	Batch ...	Fort Cobb Fuel Auth...		1122 · Deposit ...		122.15	23,724.86
Payment	08/24/2017	Batch ...	Fort Cobb Fuel Auth...		1125 · Deposit ...		1,007.74	22,717.12
Payment	08/25/2017	Batch ...	Fort Cobb Fuel Auth...		1107 · Checkin...		463.90	22,253.22
Payment	08/25/2017	Batch ...	Fort Cobb Fuel Auth...		1107 · Checkin...		1,401.61	20,851.61
Payment	08/25/2017	Batch ...	Fort Cobb Fuel Auth...		1121 · Deposit ...		81.49	20,770.12
Payment	08/25/2017	Batch ...	Fort Cobb Fuel Auth...		1122 · Deposit ...		113.75	20,656.37
Payment	08/25/2017	Batch ...	Fort Cobb Fuel Auth...		1181 · Money ...		108.78	20,547.59
Payment	08/25/2017	Batch ...	Fort Cobb Fuel Auth...		1122 · Deposit ...		50.00	20,497.59
Payment	08/28/2017	Batch ...	Fort Cobb Fuel Auth...		1107 · Checkin...		1,389.70	19,107.89
Payment	08/28/2017	Batch ...	Fort Cobb Fuel Auth...		1107 · Checkin...		867.26	18,240.63
Payment	08/28/2017	Batch ...	Fort Cobb Fuel Auth...		1122 · Deposit ...		95.80	18,144.83
Payment	08/28/2017	Batch ...	Fort Cobb Fuel Auth...		1181 · Money ...		31.37	18,113.46
Payment	08/28/2017	Batch ...	Fort Cobb Fuel Auth...		1181 · Money ...		47.07	18,066.39
Payment	08/28/2017	Batch ...	Fort Cobb Fuel Auth...		1181 · Money ...		144.82	17,921.57
Payment	08/29/2017	Batch ...	Fort Cobb Fuel Auth...		1107 · Checkin...		513.76	17,407.81
Payment	08/29/2017	Batch ...	Fort Cobb Fuel Auth...		1107 · Checkin...		275.62	17,132.19
Payment	08/29/2017	Batch ...	Fort Cobb Fuel Auth...		1121 · Deposit ...		45.00	17,087.19
Payment	08/29/2017	Batch ...	Fort Cobb Fuel Auth...		1126 · Deposit ...		160.00	16,927.19
Payment	08/30/2017	Batch ...	Fort Cobb Fuel Auth...		1107 · Checkin...		269.18	16,658.01
Payment	08/30/2017	Batch ...	Fort Cobb Fuel Auth...		1107 · Checkin...		354.25	16,303.76
Payment	08/30/2017	Batch ...	Fort Cobb Fuel Auth...		1125 · Deposit ...		1,424.91	14,878.85
General Journal	08/31/2017	170803	Fort Cobb Fuel Auth...	MMA discount	481.41 · Agricu...		126.26	14,752.59

Fort Cobb Fuel Authority
General Ledger
As of December 31, 2017

Type	Date	Num	Name	Memo	Split	Debit	Credit	Balance
General Journal	08/31/2017	170805	Fort Cobb Fuel Auth...	Reconnects, ...	488 · Penalties...	150.00		14,902.59
General Journal	08/31/2017	170806	Fort Cobb Fuel Auth...	Adv Dis charg...	488 · Penalties...	100.00		15,002.59
General Journal	08/31/2017	170807	Fort Cobb Fuel Auth...	Estep charge ...	488 · Penalties...	50.00		15,052.59
General Journal	08/31/2017	170808	Fort Cobb Fuel Auth...	Sod Farms, L...	414.94 · Engin...	120.00		15,172.59
General Journal	08/31/2017	170809	Fort Cobb Fuel Auth...	adj level pay sy	2415 · Level P...	2,400.00		17,572.59
General Journal	08/31/2017	170810	Fort Cobb Fuel Auth...	Final bills 8/2 ...	480.01 · Resid...		480.53	17,092.06
Payment	08/31/2017	Batch ...	Fort Cobb Fuel Auth...		1107 · Checkin...		280.73	16,811.33
Payment	08/31/2017	Batch ...	Fort Cobb Fuel Auth...		1107 · Checkin...		39.31	16,772.02
Payment	08/31/2017	Batch ...	Fort Cobb Fuel Auth...		1121 · Deposit ...		57.84	16,714.18
General Journal	08/31/2017	170811	Fort Cobb Fuel Auth...		480.01 · Resid...	92,504.41		109,218.59
General Journal	08/31/2017	170812	Fort Cobb Fuel Auth...	penalty calc	488 · Penalties...	312.82		109,531.41
General Journal	08/31/2017	170814	Fort Cobb Fuel Auth...	Dusty Mol, re...	488 · Penalties...	50.00		109,581.41
Payment	09/01/2017	Batch ...	Fort Cobb Fuel Auth...		1107 · Checkin...		293.54	109,287.87
Payment	09/01/2017	Batch ...	Fort Cobb Fuel Auth...		1107 · Checkin...		640.02	108,647.85
Payment	09/01/2017	Batch ...	Fort Cobb Fuel Auth...		1122 · Deposit ...		102.76	108,545.09
General Journal	09/02/2017	170813	Fort Cobb Fuel Auth...	Gas bills (all l...	812 · Gas use...		103.93	108,441.16
Payment	09/05/2017	Batch ...	Fort Cobb Fuel Auth...		1107 · Checkin...		996.50	107,444.66
Payment	09/05/2017	Batch ...	Fort Cobb Fuel Auth...		1107 · Checkin...		753.76	106,690.90
Payment	09/05/2017	Batch ...	Fort Cobb Fuel Auth...		1121 · Deposit ...		84.25	106,606.65
Payment	09/06/2017	Batch ...	Fort Cobb Fuel Auth...		1107 · Checkin...		1,365.28	105,241.37
Payment	09/06/2017	Batch ...	Fort Cobb Fuel Auth...		1107 · Checkin...		265.93	104,975.44
Payment	09/06/2017	Batch ...	Fort Cobb Fuel Auth...		1121 · Deposit ...		23.99	104,951.45
Payment	09/06/2017	Batch ...	Fort Cobb Fuel Auth...		1122 · Deposit ...		67.49	104,883.96
Payment	09/06/2017	Batch ...	Fort Cobb Fuel Auth...		1126 · Deposit ...		90.00	104,793.96
Payment	09/06/2017	Batch ...	Fort Cobb Fuel Auth...		1126 · Deposit ...		200.00	104,593.96
Payment	09/06/2017	Batch ...	Fort Cobb Fuel Auth...		1181 · Money ...		38.54	104,555.42
Payment	09/06/2017	Batch ...	Fort Cobb Fuel Auth...		1181 · Money ...		187.00	104,368.42
Payment	09/07/2017	Batch ...	Fort Cobb Fuel Auth...		1107 · Checkin...		3,533.71	100,834.71
Payment	09/07/2017	Batch ...	Fort Cobb Fuel Auth...		1107 · Checkin...		995.72	99,838.99
Payment	09/07/2017	Batch ...	Fort Cobb Fuel Auth...		1121 · Deposit ...		90.28	99,748.71
Payment	09/07/2017	Batch ...	Fort Cobb Fuel Auth...		1121 · Deposit ...		342.31	99,406.40
Payment	09/07/2017	Batch ...	Fort Cobb Fuel Auth...		1122 · Deposit ...		20.00	99,386.40
Payment	09/07/2017	Batch ...	Fort Cobb Fuel Auth...		1181 · Money ...		342.30	99,044.10
Payment	09/07/2017	Batch ...	Fort Cobb Fuel Auth...		1125 · Deposit ...		801.66	98,242.44
Payment	09/08/2017	Batch ...	Fort Cobb Fuel Auth...		1107 · Checkin...		2,015.50	96,226.94
Payment	09/08/2017	Batch ...	Fort Cobb Fuel Auth...		1107 · Checkin...		4,313.03	91,913.91
Payment	09/08/2017	Batch ...	Fort Cobb Fuel Auth...		1107 · Checkin...		830.32	91,083.59
Payment	09/08/2017	Batch ...	Fort Cobb Fuel Auth...		1121 · Deposit ...		252.76	90,830.83
Payment	09/08/2017	Batch ...	Fort Cobb Fuel Auth...		1122 · Deposit ...		184.86	90,645.97
Payment	09/11/2017	Batch ...	Fort Cobb Fuel Auth...		1107 · Checkin...		2,786.38	87,859.59
Payment	09/11/2017	Batch ...	Fort Cobb Fuel Auth...		1107 · Checkin...		9,370.40	78,489.19
Payment	09/11/2017	Batch ...	Fort Cobb Fuel Auth...		1107 · Checkin...		751.01	77,738.18
Payment	09/11/2017	Batch ...	Fort Cobb Fuel Auth...		1121 · Deposit ...		19.02	77,719.16
Payment	09/11/2017	Batch ...	Fort Cobb Fuel Auth...		1121 · Deposit ...		104.02	77,615.14
Payment	09/11/2017	Batch ...	Fort Cobb Fuel Auth...		1122 · Deposit ...		90.74	77,524.40
Payment	09/11/2017	Batch ...	Fort Cobb Fuel Auth...		1181 · Money ...		153.69	77,370.71
Payment	09/11/2017	Batch ...	Fort Cobb Fuel Auth...		1181 · Money ...		204.02	77,166.69
Payment	09/12/2017	Batch ...	Fort Cobb Fuel Auth...		1107 · Checkin...		3,440.97	73,725.72
Payment	09/12/2017	Batch ...	Fort Cobb Fuel Auth...		1107 · Checkin...		306.24	73,419.48

Fort Cobb Fuel Authority
General Ledger
As of December 31, 2017

Type	Date	Num	Name	Memo	Split	Debit	Credit	Balance
Payment	09/12/2017	Batch ...	Fort Cobb Fuel Auth...		1121 · Deposit ...		174.78	73,244.70
Payment	09/12/2017	Batch ...	Fort Cobb Fuel Auth...		1122 · Deposit ...		112.51	73,132.19
Payment	09/12/2017	Batch ...	Fort Cobb Fuel Auth...		1181 · Money ...		88.44	73,043.75
Payment	09/12/2017	Batch ...	Fort Cobb Fuel Auth...		1181 · Money ...		209.87	72,833.88
Payment	09/13/2017	Batch ...	Fort Cobb Fuel Auth...		1107 · Checkin...		2,792.72	70,041.16
Payment	09/13/2017	Batch ...	Fort Cobb Fuel Auth...		1122 · Deposit ...		219.08	69,822.08
Payment	09/13/2017	Batch ...	Fort Cobb Fuel Auth...		1125 · Deposit ...		950.14	68,871.94
Payment	09/13/2017	Batch ...	Fort Cobb Fuel Auth...		1107 · Checkin...		329.02	68,542.92
Payment	09/14/2017	Batch ...	Fort Cobb Fuel Auth...		1107 · Checkin...		1,191.79	67,351.13
Payment	09/14/2017	Batch ...	Fort Cobb Fuel Auth...		1107 · Checkin...		35.47	67,315.66
Payment	09/14/2017	Batch ...	Fort Cobb Fuel Auth...		1121 · Deposit ...		68.93	67,246.73
General Journal	09/14/2017	170631	Fort Cobb Fuel Auth...	Alfred Howe ...	480.01 · Resid...		91.78	67,154.95
General Journal	09/14/2017	170632	Fort Cobb Fuel Auth...	Wayne Peters...	488 · Penalties...	50.00		67,204.95
Deposit	09/15/2017	ACH	Fort Cobb Fuel Auth...	Bank Draft	1107 · Checkin...		4,368.00	62,836.95
Payment	09/15/2017	Batch ...	Fort Cobb Fuel Auth...		1107 · Checkin...		6,082.89	56,754.06
Payment	09/15/2017	Batch ...	Fort Cobb Fuel Auth...		1107 · Checkin...		313.81	56,440.25
Payment	09/15/2017	Batch ...	Fort Cobb Fuel Auth...		1121 · Deposit ...		227.02	56,213.23
Payment	09/15/2017	Batch ...	Fort Cobb Fuel Auth...		1122 · Deposit ...		19.51	56,193.72
Payment	09/15/2017	Batch ...	Fort Cobb Fuel Auth...		1181 · Money ...		69.51	56,124.21
Payment	09/15/2017	Batch ...	Fort Cobb Fuel Auth...		1125 · Deposit ...		1,648.20	54,476.01
Payment	09/18/2017	Batch ...	Fort Cobb Fuel Auth...		1107 · Checkin...		7,605.15	46,870.86
Payment	09/18/2017	Batch ...	Fort Cobb Fuel Auth...		1107 · Checkin...		597.22	46,273.64
Payment	09/18/2017	Batch ...	Fort Cobb Fuel Auth...		1121 · Deposit ...		66.79	46,206.85
Payment	09/18/2017	Batch ...	Fort Cobb Fuel Auth...		1122 · Deposit ...		120.75	46,086.10
Payment	09/19/2017	Batch ...	Fort Cobb Fuel Auth...		1107 · Checkin...		5,235.86	40,850.24
Payment	09/19/2017	Batch ...	Fort Cobb Fuel Auth...		1107 · Checkin...		628.08	40,222.16
Payment	09/19/2017	Batch ...	Fort Cobb Fuel Auth...		1121 · Deposit ...		79.75	40,142.41
Payment	09/19/2017	Batch ...	Fort Cobb Fuel Auth...		1121 · Deposit ...		787.28	39,355.13
Payment	09/19/2017	Batch ...	Fort Cobb Fuel Auth...		1122 · Deposit ...		17.51	39,337.62
Payment	09/19/2017	Batch ...	Fort Cobb Fuel Auth...		1122 · Deposit ...		168.31	39,169.31
Payment	09/19/2017	Batch ...	Fort Cobb Fuel Auth...		1181 · Money ...		148.69	39,020.62
Payment	09/19/2017	Batch ...	Fort Cobb Fuel Auth...		1181 · Money ...		169.38	38,851.24
Payment	09/20/2017	Batch ...	Fort Cobb Fuel Auth...		1107 · Checkin...		5,440.00	33,411.24
Payment	09/20/2017	Batch ...	Fort Cobb Fuel Auth...		1107 · Checkin...		211.27	33,199.97
Payment	09/20/2017	Batch ...	Fort Cobb Fuel Auth...		1121 · Deposit ...		23.46	33,176.51
Payment	09/20/2017	Batch ...	Fort Cobb Fuel Auth...		1122 · Deposit ...		23.49	33,153.02
Payment	09/20/2017	Batch ...	Fort Cobb Fuel Auth...		1181 · Money ...		325.15	32,827.87
Payment	09/20/2017	Batch ...	Fort Cobb Fuel Auth...		1125 · Deposit ...		704.96	32,122.91
Payment	09/21/2017	Batch ...	Fort Cobb Fuel Auth...		1107 · Checkin...		1,625.81	30,497.10
Payment	09/21/2017	Batch ...	Fort Cobb Fuel Auth...		1107 · Checkin...		365.95	30,131.15
Payment	09/21/2017	Batch ...	Fort Cobb Fuel Auth...		1121 · Deposit ...		179.26	29,951.89
General Journal	09/21/2017	1172	Fort Cobb Fuel Auth...	Bad debt writ...	904 · Bad Debt		6,599.86	23,352.03
Payment	09/22/2017	Batch ...	Fort Cobb Fuel Auth...		1107 · Checkin...		1,308.65	22,043.38
Payment	09/22/2017	Batch ...	Fort Cobb Fuel Auth...		1107 · Checkin...		539.11	21,504.27
Payment	09/22/2017	Batch ...	Fort Cobb Fuel Auth...		1121 · Deposit ...		132.94	21,371.33
Payment	09/22/2017	Batch ...	Fort Cobb Fuel Auth...		1122 · Deposit ...		30.60	21,340.73
General Journal	09/25/2017	1173	Fort Cobb Fuel Auth...	Connects, Sla...	488 · Penalties...	200.00		21,540.73
Payment	09/25/2017	Batch ...	Fort Cobb Fuel Auth...		1122 · Deposit ...		53.80	21,486.93
Payment	09/25/2017	Batch ...	Fort Cobb Fuel Auth...		1181 · Money ...		76.73	21,410.20

Fort Cobb Fuel Authority
General Ledger
As of December 31, 2017

Type	Date	Num	Name	Memo	Split	Debit	Credit	Balance
Payment	09/25/2017	Batch ...	Fort Cobb Fuel Auth...		1181 · Money ...		188.39	21,221.81
Payment	09/25/2017	Batch ...	Fort Cobb Fuel Auth...		1107 · Checkin...		1,320.03	19,901.78
Payment	09/25/2017	Batch ...	Fort Cobb Fuel Auth...		1107 · Checkin...		1,823.25	18,078.53
Payment	09/25/2017	Batch ...	Fort Cobb Fuel Auth...		1121 · Deposit ...		55.53	18,023.00
General Journal	09/25/2017	1174	Fort Cobb Fuel Auth...	Hernandez re...	488 · Penalties...	50.00		18,073.00
Payment	09/25/2017	Batch ...	Fort Cobb Fuel Auth...		1125 · Deposit ...		1,797.91	16,275.09
Payment	09/26/2017	Batch ...	Fort Cobb Fuel Auth...		1107 · Checkin...		611.07	15,664.02
Payment	09/26/2017	Batch ...	Fort Cobb Fuel Auth...		1107 · Checkin...		704.20	14,959.82
Payment	09/26/2017	Batch ...	Fort Cobb Fuel Auth...		1122 · Deposit ...		202.69	14,757.13
Payment	09/26/2017	Batch ...	Fort Cobb Fuel Auth...		1181 · Money ...		30.23	14,726.90
Payment	09/27/2017	Batch ...	Fort Cobb Fuel Auth...		1107 · Checkin...		722.51	14,004.39
Payment	09/27/2017	Batch ...	Fort Cobb Fuel Auth...		1107 · Checkin...		227.02	13,777.37
Payment	09/27/2017	Batch ...	Fort Cobb Fuel Auth...		1121 · Deposit ...		111.36	13,666.01
Payment	09/27/2017	Batch ...	Fort Cobb Fuel Auth...		1122 · Deposit ...		75.41	13,590.60
Payment	09/28/2017	Batch ...	Fort Cobb Fuel Auth...		1107 · Checkin...		412.19	13,178.41
Payment	09/28/2017	Batch ...	Fort Cobb Fuel Auth...		1107 · Checkin...		318.13	12,860.28
Payment	09/28/2017	Batch ...	Fort Cobb Fuel Auth...		1121 · Deposit ...		19.87	12,840.41
Payment	09/28/2017	Batch ...	Fort Cobb Fuel Auth...		1122 · Deposit ...		100.00	12,740.41
Payment	09/28/2017	Batch ...	Fort Cobb Fuel Auth...		1181 · Money ...		19.80	12,720.61
Payment	09/28/2017	Batch ...	Fort Cobb Fuel Auth...		1181 · Money ...		23.59	12,697.02
General Journal	09/28/2017	LOC	Fort Cobb Fuel Auth...	C Harmon, Je...	488 · Penalties...	150.00		12,847.02
General Journal	09/28/2017	LOC	Fort Cobb Fuel Auth...	Lonnie King, ...	414.94 · Engin...	120.00		12,967.02
Payment	09/29/2017	Batch ...	Fort Cobb Fuel Auth...		1107 · Checkin...		379.68	12,587.34
Payment	09/29/2017	Batch ...	Fort Cobb Fuel Auth...		1107 · Checkin...		205.98	12,381.36
Payment	09/29/2017	Batch ...	Fort Cobb Fuel Auth...		1122 · Deposit ...		70.80	12,310.56
Payment	09/29/2017	Batch ...	Fort Cobb Fuel Auth...		1181 · Money ...		19.80	12,290.76
Payment	09/29/2017	Batch ...	Fort Cobb Fuel Auth...		1125 · Deposit ...		606.43	11,684.33
Payment	09/29/2017	FSB	Fort Cobb Fuel Auth...		1126 · Deposit ...		276.81	11,407.52
General Journal	09/30/2017	LOC	Fort Cobb Fuel Auth...	MMA discoun...	481.41 · Agricu...		124.58	11,282.94
General Journal	09/30/2017	LOC	Fort Cobb Fuel Auth...	Adjust level pay	2415 · Level P...	3,008.94		14,291.88
General Journal	09/30/2017	LOC	Fort Cobb Fuel Auth...	Final bills 9/2 ...	480.01 · Resid...		119.18	14,172.70
General Journal	09/30/2017	LOC	Fort Cobb Fuel Auth...		480.01 · Resid...	95,651.47		109,824.17
General Journal	09/30/2017	LOC	Fort Cobb Fuel Auth...	penalty calc	488 · Penalties...	303.22		110,127.39
Payment	10/02/2017	Batch ...	Fort Cobb Fuel Auth...		1107 · Checkin...		552.77	109,574.62
Payment	10/02/2017	Batch ...	Fort Cobb Fuel Auth...		1107 · Checkin...		299.85	109,274.77
Payment	10/02/2017	Batch ...	Fort Cobb Fuel Auth...		1181 · Money ...		45.37	109,229.40
Payment	10/02/2017	Batch ...	Fort Cobb Fuel Auth...		1121 · Deposit ...		50.00	109,179.40
Payment	10/03/2017	Batch ...	Fort Cobb Fuel Auth...		1122 · Deposit ...		99.94	109,079.46
Payment	10/03/2017	Batch ...	Fort Cobb Fuel Auth...		1107 · Checkin...		44.02	109,035.44
Payment	10/03/2017	Batch ...	Fort Cobb Fuel Auth...		1107 · Checkin...		541.84	108,493.60
Check	10/03/2017	1661	Fort Cobb Fuel Auth...	Meter deposit...	1107 · Checkin...	54.68		108,548.28
General Journal	10/03/2017	LOC	Fort Cobb Fuel Auth...	Gas bills, all l...	812 · Gas use...		86.34	108,461.94
General Journal	10/03/2017	LOC	Fort Cobb Fuel Auth...	Schoolcraft c...	488 · Penalties...	50.00		108,511.94
General Journal	10/04/2017	LOC	Fort Cobb Fuel Auth...	03067 Sheryl ...	2413 · Custom...	150.00		108,661.94
Payment	10/04/2017	Batch ...	Fort Cobb Fuel Auth...		1107 · Checkin...		324.63	108,337.31
Payment	10/04/2017	Batch ...	Fort Cobb Fuel Auth...		1107 · Checkin...		501.03	107,836.28
Payment	10/04/2017	Batch ...	Fort Cobb Fuel Auth...		1122 · Deposit ...		47.49	107,788.79
Payment	10/04/2017	Batch ...	Fort Cobb Fuel Auth...		1181 · Money ...		40.77	107,748.02
Payment	10/04/2017	Lee N...	Fort Cobb Fuel Auth...		1181 · Money ...		25.04	107,722.98

Fort Cobb Fuel Authority
General Ledger
As of December 31, 2017

Type	Date	Num	Name	Memo	Split	Debit	Credit	Balance
Payment	10/04/2017	Batch ...	Fort Cobb Fuel Auth...		1125 · Deposit ...		431.85	107,291.13
Payment	10/05/2017	Batch ...	Fort Cobb Fuel Auth...		1107 · Checkin...		1,254.17	106,036.96
Payment	10/05/2017	Batch ...	Fort Cobb Fuel Auth...		1107 · Checkin...		395.43	105,641.53
Payment	10/05/2017	Batch ...	Fort Cobb Fuel Auth...		1122 · Deposit ...		81.85	105,559.68
Payment	10/06/2017	Batch ...	Fort Cobb Fuel Auth...		1107 · Checkin...		1,731.17	103,828.51
Payment	10/06/2017	Batch ...	Fort Cobb Fuel Auth...		1107 · Checkin...		635.85	103,192.66
Payment	10/06/2017	Batch ...	Fort Cobb Fuel Auth...		1121 · Deposit ...		320.21	102,872.45
Payment	10/06/2017	Batch ...	Fort Cobb Fuel Auth...		1122 · Deposit ...		100.00	102,772.45
Payment	10/06/2017	Batch ...	Fort Cobb Fuel Auth...		1181 · Money ...		214.24	102,558.21
Payment	10/06/2017	Batch ...	Fort Cobb Fuel Auth...		1181 · Money ...		353.87	102,204.34
General Journal	10/06/2017	171003	Fort Cobb Fuel Auth...	02200 Steve ...	480.01 · Resid...		3.67	102,200.67
General Journal	10/06/2017	171004	Fort Cobb Fuel Auth...	02856 Rackle...	488 · Penalties...	50.00		102,250.67
Payment	10/09/2017	Batch ...	Fort Cobb Fuel Auth...		1107 · Checkin...		146.19	102,104.48
Payment	10/09/2017	Batch ...	Fort Cobb Fuel Auth...		1107 · Checkin...		1,130.65	100,973.83
Payment	10/09/2017	Batch ...	Fort Cobb Fuel Auth...		1121 · Deposit ...		233.25	100,740.58
Payment	10/10/2017	Batch ...	Fort Cobb Fuel Auth...		1107 · Checkin...		6,139.03	94,601.55
Payment	10/10/2017	Batch ...	Fort Cobb Fuel Auth...		1107 · Checkin...		29.55	94,572.00
Payment	10/10/2017	Batch ...	Fort Cobb Fuel Auth...		1122 · Deposit ...		37.51	94,534.49
Payment	10/10/2017	Batch ...	Fort Cobb Fuel Auth...		1125 · Deposit ...		1,036.59	93,497.90
Payment	10/10/2017	Batch ...	Fort Cobb Fuel Auth...		1181 · Money ...		53.07	93,444.83
Payment	10/10/2017	Batch ...	Fort Cobb Fuel Auth...		1181 · Money ...		208.34	93,236.49
Check	10/10/2017	1662	Fort Cobb Fuel Auth...	Meter deposit...	1107 · Checkin...	72.47		93,308.96
Check	10/10/2017	1663	Fort Cobb Fuel Auth...	Meter deposit...	1107 · Checkin...	83.77		93,392.73
Check	10/10/2017	1664	Fort Cobb Fuel Auth...	03355 Meter ...	1107 · Checkin...	46.42		93,439.15
Payment	10/11/2017	Batch ...	Fort Cobb Fuel Auth...		1107 · Checkin...		40.64	93,398.51
Payment	10/11/2017	Batch ...	Fort Cobb Fuel Auth...		1107 · Checkin...		251.85	93,146.66
Payment	10/11/2017	Batch ...	Fort Cobb Fuel Auth...		1121 · Deposit ...		185.16	92,961.50
General Journal	10/11/2017	171005	Fort Cobb Fuel Auth...	Caddo Housing	488 · Penalties...	50.00		93,011.50
Payment	10/12/2017	Batch ...	Fort Cobb Fuel Auth...		1107 · Checkin...		5,629.06	87,382.44
Payment	10/12/2017	Batch ...	Fort Cobb Fuel Auth...		1107 · Checkin...		4,863.08	82,519.36
Payment	10/12/2017	Batch ...	Fort Cobb Fuel Auth...		1121 · Deposit ...		196.73	82,322.63
Payment	10/12/2017	Batch ...	Fort Cobb Fuel Auth...		1122 · Deposit ...		70.57	82,252.06
Payment	10/12/2017	Batch ...	Fort Cobb Fuel Auth...		1107 · Checkin...		69.03	82,183.03
Payment	10/12/2017	Batch ...	Fort Cobb Fuel Auth...		1181 · Money ...		38.43	82,144.60
Payment	10/12/2017	Batch ...	Fort Cobb Fuel Auth...		1181 · Money ...		129.86	82,014.74
Payment	10/12/2017	Batch ...	Fort Cobb Fuel Auth...		1181 · Money ...		131.08	81,883.66
Check	10/12/2017	1666	Fort Cobb Fuel Auth...	Meter deposit...	1107 · Checkin...	105.97		81,989.63
Deposit	10/13/2017	ACH	Fort Cobb Fuel Auth...	Bank Draft	1107 · Checkin...		4,323.27	77,666.36
Payment	10/13/2017	Batch ...	Fort Cobb Fuel Auth...		1107 · Checkin...		9,925.40	67,740.96
Payment	10/13/2017	Batch ...	Fort Cobb Fuel Auth...		1107 · Checkin...		166.78	67,574.18
Payment	10/13/2017	Batch ...	Fort Cobb Fuel Auth...		1121 · Deposit ...		49.51	67,524.67
Payment	10/13/2017	Batch ...	Fort Cobb Fuel Auth...		1122 · Deposit ...		47.42	67,477.25
Payment	10/13/2017	Batch ...	Fort Cobb Fuel Auth...		1181 · Money ...		35.85	67,441.40
Payment	10/13/2017	Batch ...	Fort Cobb Fuel Auth...		1181 · Money ...		224.54	67,216.86
Payment	10/13/2017	Batch ...	Fort Cobb Fuel Auth...		1125 · Deposit ...		1,961.79	65,255.07
Payment	10/16/2017	Batch ...	Fort Cobb Fuel Auth...		1107 · Checkin...		14,693.68	50,561.39
Payment	10/16/2017	Batch ...	Fort Cobb Fuel Auth...		1107 · Checkin...		937.13	49,624.26
Payment	10/16/2017	Batch ...	Fort Cobb Fuel Auth...		1121 · Deposit ...		414.80	49,209.46
Payment	10/16/2017	Batch ...	Fort Cobb Fuel Auth...		1181 · Money ...		69.42	49,140.04

Fort Cobb Fuel Authority
General Ledger
As of December 31, 2017

Type	Date	Num	Name	Memo	Split	Debit	Credit	Balance
General Journal	10/16/2017	171006	Fort Cobb Fuel Auth...	Neal, J Poor r...	488 · Penalties...	100.00		49,240.04
Payment	10/17/2017	Batch ...	Fort Cobb Fuel Auth...		1107 · Checkin...		3,906.74	45,333.30
Payment	10/17/2017	Batch ...	Fort Cobb Fuel Auth...		1107 · Checkin...		287.24	45,046.06
Payment	10/17/2017	Batch ...	Fort Cobb Fuel Auth...		1121 · Deposit ...		111.99	44,934.07
Payment	10/17/2017	Batch ...	Fort Cobb Fuel Auth...		1122 · Deposit ...		194.09	44,739.98
Payment	10/17/2017	Batch ...	Fort Cobb Fuel Auth...		1181 · Money ...		84.51	44,655.47
Payment	10/17/2017	Batch ...	Fort Cobb Fuel Auth...		1125 · Deposit ...		705.67	43,949.80
Payment	10/18/2017	Batch ...	Fort Cobb Fuel Auth...		1107 · Checkin...		2,875.17	41,074.63
Payment	10/18/2017	Batch ...	Fort Cobb Fuel Auth...		1107 · Checkin...		242.77	40,831.86
Payment	10/18/2017	Batch ...	Fort Cobb Fuel Auth...		1121 · Deposit ...		380.75	40,451.11
Payment	10/18/2017	Batch ...	Fort Cobb Fuel Auth...		1121 · Deposit ...		645.24	39,805.87
Payment	10/18/2017	Batch ...	Fort Cobb Fuel Auth...		1122 · Deposit ...		30.54	39,775.33
Payment	10/18/2017	Batch ...	Fort Cobb Fuel Auth...		1181 · Money ...		186.64	39,588.69
Check	10/18/2017	1669	Fort Cobb Fuel Auth...	Meter deposit...	1107 · Checkin...	51.30		39,639.99
Payment	10/19/2017	Batch ...	Fort Cobb Fuel Auth...		1107 · Checkin...		1,424.22	38,215.77
Payment	10/19/2017	Batch ...	Fort Cobb Fuel Auth...		1107 · Checkin...		285.80	37,929.97
Payment	10/19/2017	Batch ...	Fort Cobb Fuel Auth...		1121 · Deposit ...		23.43	37,906.54
Payment	10/19/2017	Batch ...	Fort Cobb Fuel Auth...		1122 · Deposit ...		72.94	37,833.60
Payment	10/19/2017	Batch ...	Fort Cobb Fuel Auth...		1181 · Money ...		159.81	37,673.79
Payment	10/19/2017	Batch ...	Fort Cobb Fuel Auth...		1125 · Deposit ...		123.98	37,549.81
General Journal	10/19/2017	171007	Fort Cobb Fuel Auth...	Reinstate Bar...	904 · Bad Debt	23.45		37,573.26
Payment	10/20/2017	Batch ...	Fort Cobb Fuel Auth...		1107 · Checkin...		5,205.88	32,367.38
Payment	10/20/2017	Batch ...	Fort Cobb Fuel Auth...		1107 · Checkin...		203.80	32,163.58
Payment	10/20/2017	Batch ...	Fort Cobb Fuel Auth...		1122 · Deposit ...		17.51	32,146.07
General Journal	10/20/2017	171008	Fort Cobb Fuel Auth...	Write on debt ...	904 · Bad Debt	388.58		32,534.65
General Journal	10/20/2017	171009	Fort Cobb Fuel Auth...	Write on bad ...	904 · Bad Debt	677.65		33,212.30
Payment	10/23/2017	Batch ...	Fort Cobb Fuel Auth...		1107 · Checkin...		3,135.98	30,076.32
Payment	10/23/2017	Batch ...	Fort Cobb Fuel Auth...		1107 · Checkin...		1,265.84	28,810.48
Payment	10/23/2017	Batch ...	Fort Cobb Fuel Auth...		1121 · Deposit ...		233.99	28,576.49
Payment	10/23/2017	Batch ...	Fort Cobb Fuel Auth...		1122 · Deposit ...		112.78	28,463.71
Payment	10/23/2017	Batch ...	Fort Cobb Fuel Auth...		1181 · Money ...		113.18	28,350.53
Payment	10/23/2017	Batch ...	Fort Cobb Fuel Auth...		1181 · Money ...		151.43	28,199.10
General Journal	10/23/2017	171010	Fort Cobb Fuel Auth...	Cross, Magga...	488 · Penalties...	100.00		28,299.10
Payment	10/24/2017	Batch ...	Fort Cobb Fuel Auth...		1107 · Checkin...		562.17	27,736.93
Payment	10/24/2017	Batch ...	Fort Cobb Fuel Auth...		1107 · Checkin...		1,364.60	26,372.33
Payment	10/24/2017	Batch ...	Fort Cobb Fuel Auth...		1121 · Deposit ...		74.76	26,297.57
Payment	10/24/2017	Batch ...	Fort Cobb Fuel Auth...		1122 · Deposit ...		448.49	25,849.08
Payment	10/24/2017	Batch ...	Fort Cobb Fuel Auth...		1122 · Deposit ...		117.92	25,731.16
Payment	10/24/2017	Batch ...	Fort Cobb Fuel Auth...		1125 · Deposit ...		989.58	24,741.58
Payment	10/25/2017	Farmers	Fort Cobb Fuel Auth...		1126 · Deposit ...		153.00	24,588.58
Check	10/26/2017	1670	Fort Cobb Fuel Auth...	Meter deposit...	1107 · Checkin...	89.61		24,678.19
General Journal	10/26/2017	171011	Fort Cobb Fuel Auth...	Ruby Goombi...	488 · Penalties...	50.00		24,728.19
Payment	10/26/2017	Batch ...	Fort Cobb Fuel Auth...		1107 · Checkin...		4,055.89	20,672.30
Payment	10/26/2017	Batch ...	Fort Cobb Fuel Auth...		1107 · Checkin...		1,146.81	19,525.49
Payment	10/26/2017	Batch ...	Fort Cobb Fuel Auth...		1107 · Checkin...		426.72	19,098.77
Payment	10/26/2017	Batch ...	Fort Cobb Fuel Auth...		1121 · Deposit ...		23.43	19,075.34
Payment	10/26/2017	Batch ...	Fort Cobb Fuel Auth...		1122 · Deposit ...		247.65	18,827.69
Payment	10/26/2017	Batch ...	Fort Cobb Fuel Auth...		1181 · Money ...		59.27	18,768.42
Payment	10/26/2017	Batch ...	Fort Cobb Fuel Auth...		1181 · Money ...		79.05	18,689.37

Fort Cobb Fuel Authority
General Ledger
As of December 31, 2017

Type	Date	Num	Name	Memo	Split	Debit	Credit	Balance
General Journal	10/26/2017	171012	Fort Cobb Fuel Auth...	Scott Goodm...	488 · Penalties...	75.00		18,764.37
General Journal	10/26/2017	171024	Fort Cobb Fuel Auth...	Penalty Adj C...	488 · Penalties...		27.74	18,736.63
Payment	10/27/2017	Batch ...	Fort Cobb Fuel Auth...		1107 · Checkin...		483.29	18,253.34
Payment	10/27/2017	Batch ...	Fort Cobb Fuel Auth...		1107 · Checkin...		162.28	18,091.06
Payment	10/27/2017	Batch ...	Fort Cobb Fuel Auth...		1122 · Deposit ...		100.00	17,991.06
Payment	10/27/2017	Batch ...	Fort Cobb Fuel Auth...		1181 · Money ...		173.18	17,817.88
Payment	10/30/2017	Batch ...	Fort Cobb Fuel Auth...		1107 · Checkin...		755.77	17,062.11
Payment	10/30/2017	Batch ...	Fort Cobb Fuel Auth...		1107 · Checkin...		659.90	16,402.21
Payment	10/30/2017	Batch ...	Fort Cobb Fuel Auth...		1122 · Deposit ...		43.54	16,358.67
Payment	10/30/2017	Batch ...	Fort Cobb Fuel Auth...		1181 · Money ...		115.07	16,243.60
Payment	10/31/2017	Batch ...	Fort Cobb Fuel Auth...		1107 · Checkin...		331.51	15,912.09
Payment	10/31/2017	Batch ...	Fort Cobb Fuel Auth...		1107 · Checkin...		91.70	15,820.39
General Journal	10/31/2017	171013	Fort Cobb Fuel Auth...	King Sod	414.94 · Engin...	60.00		15,880.39
General Journal	10/31/2017	171012	Fort Cobb Fuel Auth...	, Keef, Elizon...	488 · Penalties...	125.00		16,005.39
General Journal	10/31/2017	171014	Fort Cobb Fuel Auth...	Suzanne Cott...	480.01 · Resid...		38.29	15,967.10
Payment	10/31/2017	Batch ...	Fort Cobb Fuel Auth...		1125 · Deposit ...		752.36	15,214.74
General Journal	10/31/2017	171016	Fort Cobb Fuel Auth...	George Castil...	2499 · EEP Co...		250.00	14,964.74
General Journal	10/31/2017	LOC	Fort Cobb Fuel Auth...	Final bills, Oct...	480.01 · Resid...		864.43	14,100.31
General Journal	10/31/2017	LOC	Fort Cobb Fuel Auth...	MMA J Rogers	481.41 · Agricu...		0.22	14,100.09
General Journal	10/31/2017	171019	Fort Cobb Fuel Auth...		480.01 · Resid...	131,422.35		145,522.44
General Journal	10/31/2017	171020	Fort Cobb Fuel Auth...	penalty calcul...	488 · Penalties...	347.78		145,870.22
Payment	11/01/2017	Batch ...	Fort Cobb Fuel Auth...		1107 · Checkin...		295.30	145,574.92
Payment	11/01/2017	Batch ...	Fort Cobb Fuel Auth...		1107 · Checkin...		923.36	144,651.56
Payment	11/01/2017	Batch ...	Fort Cobb Fuel Auth...		1122 · Deposit ...		50.54	144,601.02
General Journal	11/01/2017	171015	Fort Cobb Fuel Auth...	M Lee connec...	488 · Penalties...	50.00		144,651.02
General Journal	11/01/2017	171021	Fort Cobb Fuel Auth...	03747 Susan ...	2413 · Custom...		150.38	144,500.64
General Journal	11/01/2017	171022	Fort Cobb Fuel Auth...	Reverse J Wil...	480.02 · Resid...		19.51	144,481.13
General Journal	11/02/2017	171016	Fort Cobb Fuel Auth...	FC gas bills, ...	812 · Gas use...		131.96	144,349.17
General Journal	11/02/2017	171017	Fort Cobb Fuel Auth...	Bill Adv Dis F...	488 · Penalties...	50.00		144,399.17
General Journal	11/02/2017	171018	Fort Cobb Fuel Auth...	Adj Level Pay...	2415 · Level P...	2,748.19		147,147.36
Payment	11/02/2017	Batch ...	Fort Cobb Fuel Auth...		1107 · Checkin...		628.81	146,518.55
Payment	11/02/2017	Batch ...	Fort Cobb Fuel Auth...		1107 · Checkin...		855.36	145,663.19
General Journal	11/02/2017	171023	Fort Cobb Fuel Auth...	Lookeba Meth...	481.12 · Com...		17.51	145,645.68
Payment	11/03/2017	Batch ...	Fort Cobb Fuel Auth...		1107 · Checkin...		260.89	145,384.79
Payment	11/03/2017	Batch ...	Fort Cobb Fuel Auth...		1107 · Checkin...		384.73	145,000.06
Payment	11/03/2017	Batch ...	Fort Cobb Fuel Auth...		1121 · Deposit ...		137.78	144,862.28
Payment	11/03/2017	Batch ...	Fort Cobb Fuel Auth...		1122 · Deposit ...		58.46	144,803.82
Payment	11/03/2017	Batch ...	Fort Cobb Fuel Auth...		1126 · Deposit ...		500.00	144,303.82
General Journal	11/03/2017	171105	Fort Cobb Fuel Auth...	03565 Daren ...	2499 · EEP Co...		450.00	143,853.82
Payment	11/06/2017	Batch ...	Fort Cobb Fuel Auth...		1107 · Checkin...		39,555.71	104,298.11
Payment	11/06/2017	Batch ...	Fort Cobb Fuel Auth...		1107 · Checkin...		954.34	103,343.77
Payment	11/06/2017	Batch ...	Fort Cobb Fuel Auth...		1122 · Deposit ...		253.15	103,090.62
Payment	11/06/2017	Batch ...	Fort Cobb Fuel Auth...		1181 · Money ...		30.87	103,059.75
Payment	11/07/2017	Batch ...	Fort Cobb Fuel Auth...		1107 · Checkin...		2,458.79	100,600.96
Payment	11/07/2017	Batch ...	Fort Cobb Fuel Auth...		1107 · Checkin...		1,074.19	99,526.77
Payment	11/07/2017	Batch ...	Fort Cobb Fuel Auth...		1121 · Deposit ...		266.69	99,260.08
Payment	11/07/2017	Batch ...	Fort Cobb Fuel Auth...		1121 · Deposit ...		364.15	98,895.93
Payment	11/07/2017	Batch ...	Fort Cobb Fuel Auth...		1122 · Deposit ...		188.40	98,707.53
Payment	11/07/2017	Batch ...	Fort Cobb Fuel Auth...		1181 · Money ...		502.49	98,205.04

Fort Cobb Fuel Authority
General Ledger
As of December 31, 2017

Type	Date	Num	Name	Memo	Split	Debit	Credit	Balance
Payment	11/07/2017	Batch ...	Fort Cobb Fuel Auth...		1125 · Deposit ...		1,048.49	97,156.55
Payment	11/08/2017	Batch ...	Fort Cobb Fuel Auth...		1107 · Checkin...		3,977.25	93,179.30
Payment	11/08/2017	Batch ...	Fort Cobb Fuel Auth...		1107 · Checkin...		330.46	92,848.84
Payment	11/08/2017	Batch ...	Fort Cobb Fuel Auth...		1121 · Deposit ...		214.33	92,634.51
Payment	11/08/2017	Batch ...	Fort Cobb Fuel Auth...		1181 · Money ...		46.38	92,588.13
Payment	11/08/2017	Batch ...	Fort Cobb Fuel Auth...		1181 · Money ...		232.95	92,355.18
General Journal	11/08/2017	171103	Fort Cobb Fuel Auth...	Patricia White...	488 · Penalties...	150.00		92,505.18
Check	11/09/2017	1673	Fort Cobb Fuel Auth...	Refund credit ...	1107 · Checkin...	60.39		92,565.57
Check	11/09/2017	1674	Fort Cobb Fuel Auth...	Refund credit ...	1107 · Checkin...	12.14		92,577.71
Payment	11/09/2017	Batch ...	Fort Cobb Fuel Auth...		1107 · Checkin...		3,310.88	89,266.83
Payment	11/09/2017	Batch ...	Fort Cobb Fuel Auth...		1107 · Checkin...		472.26	88,794.57
Payment	11/09/2017	Batch ...	Fort Cobb Fuel Auth...		1121 · Deposit ...		350.15	88,444.42
Payment	11/09/2017	Batch ...	Fort Cobb Fuel Auth...		1181 · Money ...		178.93	88,265.49
General Journal	11/09/2017	171106	Fort Cobb Fuel Auth...	Lumae Senne...	2414 · Refund...		150.63	88,114.86
Payment	11/10/2017	Batch ...	Fort Cobb Fuel Auth...		1107 · Checkin...		2,783.29	85,331.57
Payment	11/10/2017	Batch ...	Fort Cobb Fuel Auth...		1107 · Checkin...		743.43	84,588.14
Payment	11/10/2017	Batch ...	Fort Cobb Fuel Auth...		1122 · Deposit ...		63.33	84,524.81
Payment	11/10/2017	Batch ...	Fort Cobb Fuel Auth...		1181 · Money ...		125.98	84,398.83
Payment	11/13/2017	Batch ...	Fort Cobb Fuel Auth...		1107 · Checkin...		14,419.33	69,979.50
Payment	11/13/2017	Batch ...	Fort Cobb Fuel Auth...		1107 · Checkin...		331.92	69,647.58
Payment	11/13/2017	Batch ...	Fort Cobb Fuel Auth...		1121 · Deposit ...		481.93	69,165.65
Payment	11/13/2017	Batch ...	Fort Cobb Fuel Auth...		1122 · Deposit ...		17.51	69,148.14
Payment	11/13/2017	Batch ...	Fort Cobb Fuel Auth...		1122 · Deposit ...		168.98	68,979.16
Payment	11/13/2017	Batch ...	Fort Cobb Fuel Auth...		1181 · Money ...		129.03	68,850.13
Payment	11/14/2017	Batch ...	Fort Cobb Fuel Auth...		1107 · Checkin...		2,582.02	66,268.11
Payment	11/14/2017	Batch ...	Fort Cobb Fuel Auth...		1107 · Checkin...		289.78	65,978.33
Payment	11/14/2017	Batch ...	Fort Cobb Fuel Auth...		1122 · Deposit ...		95.72	65,882.61
Payment	11/14/2017	Batch ...	Fort Cobb Fuel Auth...		1181 · Money ...		47.21	65,835.40
Payment	11/14/2017	Batch ...	Fort Cobb Fuel Auth...		1125 · Deposit ...		1,159.24	64,676.16
Deposit	11/15/2017	ACH	Fort Cobb Fuel Auth...	Bank Draft	1107 · Checkin...		4,378.12	60,298.04
Payment	11/15/2017	Batch ...	Fort Cobb Fuel Auth...		1107 · Checkin...		2,031.62	58,266.42
Payment	11/15/2017	Batch ...	Fort Cobb Fuel Auth...		1107 · Checkin...		354.28	57,912.14
Payment	11/15/2017	Batch ...	Fort Cobb Fuel Auth...		1181 · Money ...		235.81	57,676.33
Payment	11/16/2017	Batch ...	Fort Cobb Fuel Auth...		1107 · Checkin...		3,968.83	53,707.50
Payment	11/16/2017	Batch ...	Fort Cobb Fuel Auth...		1107 · Checkin...		1,313.85	52,393.65
Payment	11/16/2017	Batch ...	Fort Cobb Fuel Auth...		1121 · Deposit ...		41.18	52,352.47
Payment	11/16/2017	Batch ...	Fort Cobb Fuel Auth...		1121 · Deposit ...		249.84	52,102.63
Payment	11/16/2017	Batch ...	Fort Cobb Fuel Auth...		1122 · Deposit ...		70.00	52,032.63
Payment	11/16/2017	Batch ...	Fort Cobb Fuel Auth...		1181 · Money ...		17.51	52,015.12
Payment	11/17/2017	Batch ...	Fort Cobb Fuel Auth...		1107 · Checkin...		2,344.99	49,670.13
Payment	11/17/2017	Batch ...	Fort Cobb Fuel Auth...		1107 · Checkin...		492.12	49,178.01
Payment	11/17/2017	Batch ...	Fort Cobb Fuel Auth...		1122 · Deposit ...		247.82	48,930.19
Payment	11/17/2017	Batch ...	Fort Cobb Fuel Auth...		1122 · Deposit ...		393.78	48,536.41
Payment	11/17/2017	Batch ...	Fort Cobb Fuel Auth...		1181 · Money ...		118.00	48,418.41
Payment	11/17/2017	Batch ...	Fort Cobb Fuel Auth...		1181 · Money ...		152.15	48,266.26
Payment	11/17/2017	Batch ...	Fort Cobb Fuel Auth...		1125 · Deposit ...		2,047.31	46,218.95
Payment	11/20/2017	Batch ...	Fort Cobb Fuel Auth...		1107 · Checkin...		4,867.55	41,351.40
Payment	11/20/2017	Batch ...	Fort Cobb Fuel Auth...		1107 · Checkin...		420.79	40,930.61
Payment	11/20/2017	Batch ...	Fort Cobb Fuel Auth...		1121 · Deposit ...		92.41	40,838.20

Fort Cobb Fuel Authority
General Ledger
As of December 31, 2017

Type	Date	Num	Name	Memo	Split	Debit	Credit	Balance
Payment	11/20/2017	Batch ...	Fort Cobb Fuel Auth...		1121 · Deposit ...		301.70	40,536.50
Payment	11/20/2017	Batch ...	Fort Cobb Fuel Auth...		1122 · Deposit ...		50.00	40,486.50
General Journal	11/20/2017	2532	Fort Cobb Fuel Auth...	Gardner, Edg...	488 · Penalties...	150.00		40,636.50
Check	11/20/2017	1677	Fort Cobb Fuel Auth...	Meter deposit...	1107 · Checkin...	122.90		40,759.40
Check	11/20/2017	1678	Fort Cobb Fuel Auth...	Meter deposit...	1107 · Checkin...	130.91		40,890.31
Check	11/20/2017	1679	Fort Cobb Fuel Auth...	Meter deposit...	1107 · Checkin...	71.95		40,962.26
Payment	11/21/2017	Batch ...	Fort Cobb Fuel Auth...		1107 · Checkin...		74.51	40,887.75
Payment	11/21/2017	Batch ...	Fort Cobb Fuel Auth...		1107 · Checkin...		487.60	40,400.15
Payment	11/21/2017	Batch ...	Fort Cobb Fuel Auth...		1121 · Deposit ...		194.93	40,205.22
Payment	11/21/2017	Batch ...	Fort Cobb Fuel Auth...		1122 · Deposit ...		19.51	40,185.71
Payment	11/21/2017	Batch ...	Fort Cobb Fuel Auth...		1125 · Deposit ...		705.70	39,480.01
Payment	11/22/2017	Batch ...	Fort Cobb Fuel Auth...		1107 · Checkin...		12,042.48	27,437.53
Payment	11/22/2017	Batch ...	Fort Cobb Fuel Auth...		1107 · Checkin...		389.64	27,047.89
Payment	11/22/2017	Batch ...	Fort Cobb Fuel Auth...		1121 · Deposit ...		285.08	26,762.81
Payment	11/22/2017	Batch ...	Fort Cobb Fuel Auth...		1122 · Deposit ...		182.44	26,580.37
Payment	11/22/2017	Batch ...	Fort Cobb Fuel Auth...		1181 · Money ...		254.55	26,325.82
Payment	11/27/2017	Batch ...	Fort Cobb Fuel Auth...		1107 · Checkin...		6,222.28	20,103.54
Payment	11/27/2017	Batch ...	Fort Cobb Fuel Auth...		1107 · Checkin...		1,800.80	18,302.74
Payment	11/27/2017	Batch ...	Fort Cobb Fuel Auth...		1122 · Deposit ...		83.98	18,218.76
Payment	11/28/2017	Batch ...	Fort Cobb Fuel Auth...		1107 · Checkin...		629.64	17,589.12
Payment	11/28/2017	Batch ...	Fort Cobb Fuel Auth...		1107 · Checkin...		894.26	16,694.86
Payment	11/28/2017	Batch ...	Fort Cobb Fuel Auth...		1121 · Deposit ...		69.30	16,625.56
Payment	11/28/2017	Batch ...	Fort Cobb Fuel Auth...		1121 · Deposit ...		116.43	16,509.13
Payment	11/28/2017	Batch ...	Fort Cobb Fuel Auth...		1122 · Deposit ...		126.23	16,382.90
Payment	11/28/2017	Batch ...	Fort Cobb Fuel Auth...		1126 · Deposit ...		105.01	16,277.89
Payment	11/28/2017	Batch ...	Fort Cobb Fuel Auth...		1181 · Money ...		80.25	16,197.64
Payment	11/28/2017	Batch ...	Fort Cobb Fuel Auth...		1181 · Money ...		191.11	16,006.53
Payment	11/28/2017	Batch ...	Fort Cobb Fuel Auth...		1181 · Money ...		197.14	15,809.39
Check	11/28/2017	1680	Fort Cobb Fuel Auth...	Meter deposit...	1107 · Checkin...	58.09		15,867.48
General Journal	11/28/2017	2535	Fort Cobb Fuel Auth...	L Smith, Lkba...	488 · Penalties...	175.00		16,042.48
Payment	11/29/2017	Batch ...	Fort Cobb Fuel Auth...		1107 · Checkin...		645.90	15,396.58
Payment	11/29/2017	Batch ...	Fort Cobb Fuel Auth...		1125 · Deposit ...		984.94	14,411.64
General Journal	11/30/2017	2536	Fort Cobb Fuel Auth...	Final bills 11/...	480.01 · Resid...		546.40	13,865.24
General Journal	11/30/2017	2537	Fort Cobb Fuel Auth...	penalty calcul...	488 · Penalties...	363.23		14,228.47
Payment	11/30/2017	Batch ...	Fort Cobb Fuel Auth...		1107 · Checkin...		590.42	13,638.05
Payment	11/30/2017	Batch ...	Fort Cobb Fuel Auth...		1107 · Checkin...		510.68	13,127.37
Payment	11/30/2017	Batch ...	Fort Cobb Fuel Auth...		1181 · Money ...		165.18	12,962.19
General Journal	11/30/2017	171131	Fort Cobb Fuel Auth...	Adj level pay	2415 · Level P...	2,368.00		15,330.19
General Journal	11/30/2017	171132	Fort Cobb Fuel Auth...		480.01 · Resid...	240,997.29		256,327.48
General Journal	12/01/2017	2534	Fort Cobb Fuel Auth...	David Thoma...	480.01 · Resid...		205.44	256,122.04
Payment	12/01/2017	Batch ...	Fort Cobb Fuel Auth...		1107 · Checkin...		344.54	255,777.50
Payment	12/01/2017	Batch ...	Fort Cobb Fuel Auth...		1107 · Checkin...		261.50	255,516.00
Payment	12/01/2017	Batch ...	Fort Cobb Fuel Auth...		1122 · Deposit ...		146.09	255,369.91
General Journal	12/02/2017	2533	Fort Cobb Fuel Auth...	Natural Gas B...	812 · Gas use...		350.43	255,019.48
Payment	12/04/2017	Batch ...	Fort Cobb Fuel Auth...		1107 · Checkin...		1,075.33	253,944.15
Payment	12/04/2017	Batch ...	Fort Cobb Fuel Auth...		1107 · Checkin...		1,236.82	252,707.33
Payment	12/04/2017	Batch ...	Fort Cobb Fuel Auth...		1126 · Deposit ...		109.00	252,598.33
Payment	12/04/2017	Batch ...	Fort Cobb Fuel Auth...		1126 · Deposit ...		271.25	252,327.08
Payment	12/04/2017	Batch ...	Fort Cobb Fuel Auth...		1122 · Deposit ...		23.47	252,303.61

Fort Cobb Fuel Authority
General Ledger
As of December 31, 2017

Type	Date	Num	Name	Memo	Split	Debit	Credit	Balance
General Journal	12/04/2017	171235	Fort Cobb Fuel Auth...	Chelsi Rosser...	904 · Bad Debt	544.47		252,848.08
Payment	12/05/2017	Batch ...	Fort Cobb Fuel Auth...		1107 · Checkin...		2,779.77	250,068.31
Payment	12/05/2017	Batch ...	Fort Cobb Fuel Auth...		1107 · Checkin...		2,062.98	248,005.33
Payment	12/05/2017	Batch ...	Fort Cobb Fuel Auth...		1121 · Deposit ...		980.89	247,024.44
Payment	12/05/2017	Batch ...	Fort Cobb Fuel Auth...		1121 · Deposit ...		59.09	246,965.35
Payment	12/05/2017	Batch ...	Fort Cobb Fuel Auth...		1181 · Money ...		60.04	246,905.31
Payment	12/05/2017	Batch ...	Fort Cobb Fuel Auth...		1181 · Money ...		91.43	246,813.88
Payment	12/05/2017	Batch ...	Fort Cobb Fuel Auth...		1125 · Deposit ...		440.70	246,373.18
Payment	12/06/2017	Batch ...	Fort Cobb Fuel Auth...		1107 · Checkin...		9,680.23	236,692.95
Payment	12/06/2017	Batch ...	Fort Cobb Fuel Auth...		1107 · Checkin...		939.94	235,753.01
Payment	12/06/2017	Batch ...	Fort Cobb Fuel Auth...		1121 · Deposit ...		466.89	235,286.12
Payment	12/06/2017	Batch ...	Fort Cobb Fuel Auth...		1122 · Deposit ...		72.75	235,213.37
Payment	12/06/2017	Batch ...	Fort Cobb Fuel Auth...		1126 · Deposit ...		413.91	234,799.46
Payment	12/06/2017	Batch ...	Fort Cobb Fuel Auth...		1181 · Money ...		297.41	234,502.05
Payment	12/07/2017	Batch ...	Fort Cobb Fuel Auth...		1107 · Checkin...		4,935.45	229,566.60
Payment	12/07/2017	Batch ...	Fort Cobb Fuel Auth...		1107 · Checkin...		833.33	228,733.27
Payment	12/07/2017	Batch ...	Fort Cobb Fuel Auth...		1122 · Deposit ...		130.00	228,603.27
Payment	12/07/2017	Batch ...	Fort Cobb Fuel Auth...		1181 · Money ...		38.43	228,564.84
Payment	12/07/2017	Batch ...	Fort Cobb Fuel Auth...		1181 · Money ...		161.43	228,403.41
Payment	12/07/2017	Batch ...	Fort Cobb Fuel Auth...		1181 · Money ...		836.96	227,566.45
Payment	12/07/2017	Batch ...	Fort Cobb Fuel Auth...		1125 · Deposit ...		2,206.84	225,359.61
Payment	12/08/2017	Batch ...	Fort Cobb Fuel Auth...		1107 · Checkin...		4,236.50	221,123.11
Payment	12/08/2017	Batch ...	Fort Cobb Fuel Auth...		1121 · Deposit ...		321.06	220,802.05
Payment	12/08/2017	Batch ...	Fort Cobb Fuel Auth...		1121 · Deposit ...		351.67	220,450.38
Payment	12/08/2017	Batch ...	Fort Cobb Fuel Auth...		1181 · Money ...		19.51	220,430.87
Payment	12/08/2017	Batch ...	Fort Cobb Fuel Auth...		1181 · Money ...		30.54	220,400.33
Payment	12/08/2017	Batch ...	Fort Cobb Fuel Auth...		1181 · Money ...		415.05	219,985.28
Payment	12/08/2017	Batch ...	Fort Cobb Fuel Auth...		1107 · Checkin...		593.56	219,391.72
Payment	12/11/2017	Batch ...	Fort Cobb Fuel Auth...		1107 · Checkin...		37,815.96	181,575.76
Payment	12/11/2017	Batch ...	Fort Cobb Fuel Auth...		1107 · Checkin...		491.75	181,084.01
Payment	12/11/2017	Batch ...	Fort Cobb Fuel Auth...		1121 · Deposit ...		302.39	180,781.62
Payment	12/11/2017	Batch ...	Fort Cobb Fuel Auth...		1122 · Deposit ...		124.41	180,657.21
Payment	12/11/2017	Batch ...	Fort Cobb Fuel Auth...		1181 · Money ...		20.18	180,637.03
Payment	12/11/2017	Batch ...	Fort Cobb Fuel Auth...		1181 · Money ...		216.01	180,421.02
Payment	12/11/2017	Batch ...	Fort Cobb Fuel Auth...		1181 · Money ...		281.75	180,139.27
General Journal	12/11/2017	170933	Fort Cobb Fuel Auth...	Christina Griff...	480.01 · Resid...	164.47		180,303.74
Payment	12/12/2017	Batch ...	Fort Cobb Fuel Auth...		1125 · Deposit ...		1,253.95	179,049.79
General Journal	12/12/2017	170932	Fort Cobb Fuel Auth...	Krista Anthon...	480.01 · Resid...		138.70	178,911.09
General Journal	12/12/2017	170934	Fort Cobb Fuel Auth...	Trenton Pear...	2499 · EEP Co...		250.00	178,661.09
Payment	12/12/2017	Batch ...	Fort Cobb Fuel Auth...		1122 · Deposit ...		289.17	178,371.92
Payment	12/12/2017	Batch ...	Fort Cobb Fuel Auth...		1121 · Deposit ...		503.73	177,868.19
Payment	12/12/2017	Batch ...	Fort Cobb Fuel Auth...		1107 · Checkin...		2,270.39	175,597.80
Payment	12/12/2017	Batch ...	Fort Cobb Fuel Auth...		1107 · Checkin...		10,442.89	165,154.91
Payment	12/13/2017	Batch ...	Fort Cobb Fuel Auth...		1107 · Checkin...		3,915.96	161,238.95
Payment	12/13/2017	Batch ...	Fort Cobb Fuel Auth...		1107 · Checkin...		556.44	160,682.51
Payment	12/13/2017	Batch ...	Fort Cobb Fuel Auth...		1121 · Deposit ...		193.59	160,488.92
Deposit	12/14/2017	ACH	Fort Cobb Fuel Auth...	Bank Draft	1107 · Checkin...		7,317.93	153,170.99
Payment	12/14/2017	Batch ...	Fort Cobb Fuel Auth...		1107 · Checkin...		639.65	152,531.34
Payment	12/14/2017	Batch ...	Fort Cobb Fuel Auth...		1121 · Deposit ...		171.37	152,359.97

Fort Cobb Fuel Authority
General Ledger
As of December 31, 2017

Type	Date	Num	Name	Memo	Split	Debit	Credit	Balance
Payment	12/14/2017	Batch ...	Fort Cobb Fuel Auth...		1122 · Deposit ...		91.21	152,268.76
Payment	12/15/2017	Batch ...	Fort Cobb Fuel Auth...		1107 · Checkin...		16,193.41	136,075.35
Payment	12/15/2017	Batch ...	Fort Cobb Fuel Auth...		1107 · Checkin...		641.29	135,434.06
Payment	12/15/2017	Batch ...	Fort Cobb Fuel Auth...		1121 · Deposit ...		144.29	135,289.77
Payment	12/15/2017	Batch ...	Fort Cobb Fuel Auth...		1122 · Deposit ...		141.33	135,148.44
Payment	12/15/2017	Batch ...	Fort Cobb Fuel Auth...		1181 · Money ...		71.33	135,077.11
Payment	12/15/2017	Batch ...	Fort Cobb Fuel Auth...		1181 · Money ...		157.33	134,919.78
Payment	12/15/2017	Batch ...	Fort Cobb Fuel Auth...		1125 · Deposit ...		1,617.67	133,302.11
Check	12/18/2017	1692	Fort Cobb Fuel Auth...	Meter dep. ref...	1107 · Checkin...	40.41		133,342.52
Payment	12/18/2017	Batch ...	Fort Cobb Fuel Auth...		1107 · Checkin...		70,911.42	62,431.10
Payment	12/18/2017	Batch ...	Fort Cobb Fuel Auth...		1107 · Checkin...		1,268.02	61,163.08
Payment	12/18/2017	Batch ...	Fort Cobb Fuel Auth...		1121 · Deposit ...		96.80	61,066.28
Payment	12/18/2017	batch ...	Fort Cobb Fuel Auth...		1121 · Deposit ...		115.56	60,950.72
Payment	12/18/2017	Batch ...	Fort Cobb Fuel Auth...		1122 · Deposit ...		37.89	60,912.83
Payment	12/18/2017	Batch ...	Fort Cobb Fuel Auth...		1181 · Money ...		305.25	60,607.58
Payment	12/19/2017	Batch ...	Fort Cobb Fuel Auth...		1107 · Checkin...		8,557.28	52,050.30
Payment	12/19/2017	Batch ...	Fort Cobb Fuel Auth...		1107 · Checkin...		1,050.33	50,999.97
Payment	12/19/2017	Batch ...	Fort Cobb Fuel Auth...		1121 · Deposit ...		615.13	50,384.84
Payment	12/19/2017	Batch ...	Fort Cobb Fuel Auth...		1125 · Deposit ...		1,976.38	48,408.46
General Journal	12/19/2017	170931	Fort Cobb Fuel Auth...	H & Y Holdings	2413 · Custom...	500.00		48,908.46
General Journal	12/19/2017	170932	Fort Cobb Fuel Auth...	00129 Paul K...	2499 · EEP Co...		150.00	48,758.46
Payment	12/20/2017	Batch ...	Fort Cobb Fuel Auth...		1107 · Checkin...		3,086.31	45,672.15
Payment	12/20/2017	Batch ...	Fort Cobb Fuel Auth...		1107 · Checkin...		1,006.12	44,666.03
Payment	12/20/2017	Batch ...	Fort Cobb Fuel Auth...		1121 · Deposit ...		268.18	44,397.85
Payment	12/20/2017	Batch ...	Fort Cobb Fuel Auth...		1122 · Deposit ...		413.18	43,984.67
Payment	12/20/2017	Batch ...	Fort Cobb Fuel Auth...		1122 · Deposit ...		100.00	43,884.67
Payment	12/20/2017	Batch ...	Fort Cobb Fuel Auth...		1181 · Money ...		167.36	43,717.31
Payment	12/20/2017	Batch ...	Fort Cobb Fuel Auth...		1181 · Money ...		379.52	43,337.79
General Journal	12/20/2017	171220	Fort Cobb Fuel Auth...	Reverse uncl...	1122 · Deposit ...	100.00		43,437.79
Payment	12/21/2017	Batch ...	Fort Cobb Fuel Auth...		1107 · Checkin...		6,064.66	37,373.13
Payment	12/21/2017	Batch ...	Fort Cobb Fuel Auth...		1107 · Checkin...		610.48	36,762.65
Payment	12/21/2017	Batch ...	Fort Cobb Fuel Auth...		1121 · Deposit ...		295.13	36,467.52
Payment	12/21/2017	Batch ...	Fort Cobb Fuel Auth...		1122 · Deposit ...		397.04	36,070.48
Payment	12/22/2017	Batch ...	Fort Cobb Fuel Auth...		1107 · Checkin...		42,352.43	-6,281.95
Payment	12/22/2017	Batch ...	Fort Cobb Fuel Auth...		1107 · Checkin...		592.91	-6,874.86
Payment	12/22/2017	Batch ...	Fort Cobb Fuel Auth...		1181 · Money ...		273.55	-7,148.41
Payment	12/22/2017	Batch ...	Fort Cobb Fuel Auth...		1125 · Deposit ...		550.94	-7,699.35
Payment	12/26/2017	Batch ...	Fort Cobb Fuel Auth...		1122 · Deposit ...		359.05	-8,058.40
Payment	12/26/2017	Batch ...	Fort Cobb Fuel Auth...		1122 · Deposit ...		25.58	-8,083.98
Payment	12/26/2017	Batch ...	Fort Cobb Fuel Auth...		1121 · Deposit ...		59.27	-8,143.25
Payment	12/26/2017	Batch ...	Fort Cobb Fuel Auth...		1121 · Deposit ...		106.96	-8,250.21
Payment	12/26/2017	Batch ...	Fort Cobb Fuel Auth...		1107 · Checkin...		2,770.60	-11,020.81
Payment	12/26/2017	Batch ...	Fort Cobb Fuel Auth...		1107 · Checkin...		3,908.44	-14,929.25
Payment	12/27/2017	Batch ...	Fort Cobb Fuel Auth...		1107 · Checkin...		1,132.30	-16,061.55
Payment	12/27/2017	Batch ...	Fort Cobb Fuel Auth...		1107 · Checkin...		523.37	-16,584.92
Payment	12/27/2017	Batch ...	Fort Cobb Fuel Auth...		1121 · Deposit ...		31.30	-16,616.22
Payment	12/27/2017	Batch ...	Fort Cobb Fuel Auth...		1181 · Money ...		379.09	-16,995.31
Payment	12/27/2017	Batch ...	Fort Cobb Fuel Auth...		1181 · Money ...		63.61	-17,058.92
Check	12/27/2017	1694	Fort Cobb Fuel Auth...	Meter deposit...	1107 · Checkin...	92.03		-16,966.89

Fort Cobb Fuel Authority
General Ledger
As of December 31, 2017

Type	Date	Num	Name	Memo	Split	Debit	Credit	Balance
Check	12/27/2017	1695	Fort Cobb Fuel Auth...	Refund Overp...	1107 · Checkin...	194.23		-16,772.66
Payment	12/28/2017	Batch ...	Fort Cobb Fuel Auth...		1107 · Checkin...		750.66	-17,523.32
Payment	12/28/2017	Batch ...	Fort Cobb Fuel Auth...		1107 · Checkin...		698.95	-18,222.27
Payment	12/28/2017	Batch ...	Fort Cobb Fuel Auth...		1122 · Deposit ...		121.61	-18,343.88
Payment	12/28/2017	Batch ...	Fort Cobb Fuel Auth...		1181 · Money ...		231.38	-18,575.26
Payment	12/28/2017	Batch ...	Fort Cobb Fuel Auth...		1125 · Deposit ...		1,818.08	-20,393.34
Payment	12/28/2017	LIHEA...	Fort Cobb Fuel Auth...		1107 · Checkin...		3,005.00	-23,398.34
General Journal	12/28/2017	171228	Fort Cobb Fuel Auth...	Desposit in Er...	1191 · Dep. in ...	95.00		-23,303.34
General Journal	12/28/2017	171229	Fort Cobb Fuel Auth...	Dec final bills	480.01 · Resid...	112.71		-23,190.63
Payment	12/29/2017	Batch ...	Fort Cobb Fuel Auth...		1107 · Checkin...		1,061.26	-24,251.89
Payment	12/29/2017	Batch ...	Fort Cobb Fuel Auth...		1107 · Checkin...		413.98	-24,665.87
Payment	12/29/2017	Batch ...	Fort Cobb Fuel Auth...		1122 · Deposit ...		96.19	-24,762.06
Payment	12/29/2017	Batch ...	Fort Cobb Fuel Auth...		1181 · Money ...		221.33	-24,983.39
General Journal	12/31/2017	180101	Fort Cobb Fuel Auth...		480.01 · Resid...	250,556.66		225,573.27
General Journal	12/31/2017	180101	Fort Cobb Fuel Auth...	penalty calcul...	488 · Penalties...	367.63		225,940.90
General Journal	12/31/2017	171231	Fort Cobb Fuel Auth...	Adj level pay	2415 · Level P...		1,630.17	224,310.73
General Journal	12/31/2017	171234	Fort Cobb Fuel Auth...	MMA Adj	481.41 · Agricu...		26.53	224,284.20
General Journal	12/31/2017	171236	Fort Cobb Fuel Auth...	connect fees	488 · Penalties...	375.00		224,659.20
General Journal	12/31/2017	171231	Fort Cobb Fuel Auth...	Adj to YE CU...	2413 · Custom...	2,766.73		227,425.93
Total 1243 · Customers						2,181,154.38	2,350,638.78	227,425.93
1250 · Velma Purchased Receivables								0.00
Total 1250 · Velma Purchased Receivables								0.00
1253 · Other								0.00
Invoice	01/01/2017	1701K...	Navitas KY NG LLC		-SPLIT-	98.00		98.00
Invoice	01/01/2017	1701T...	Navitas TN NG LLC		-SPLIT-	349.00		447.00
Check	01/20/2017	ACH	Fort Cobb Fuel Auth...	December 20...	1107 · Checkin...	5,728.44		6,175.44
Invoice	02/01/2017	1702K...	Navitas KY NG LLC		-SPLIT-	98.00		6,273.44
Invoice	02/01/2017	1702T...	Navitas TN NG LLC		-SPLIT-	349.00		6,622.44
Payment	02/09/2017	1537	Fort Cobb Fuel Auth...		1107 · Checkin...		5,728.44	894.00
Check	02/21/2017	ACH	Fort Cobb Fuel Auth...	January 2017 ...	1107 · Checkin...	11,600.61		12,494.61
Payment	02/21/2017	1550	Fort Cobb Fuel Auth...		1107 · Checkin...		11,600.61	894.00
Invoice	03/01/2017	1703K...	Navitas KY NG LLC		-SPLIT-	98.00		992.00
Invoice	03/01/2017	1703T...	Navitas TN NG LLC		-SPLIT-	349.00		1,341.00
Check	03/20/2017	ACH	Fort Cobb Fuel Auth...	February 201...	1107 · Checkin...	8,325.80		9,666.80
Payment	03/22/2017	1559	Fort Cobb Fuel Auth...		1107 · Checkin...		8,325.80	1,341.00
Invoice	04/01/2017	1704K...	Navitas KY NG LLC		-SPLIT-	98.00		1,439.00
Invoice	04/01/2017	1704T...	Navitas TN NG LLC		-SPLIT-	349.00		1,788.00
Payment	04/04/2017	1243	Navitas KY NG LLC		1107 · Checkin...		294.00	1,494.00
Payment	04/04/2017	1303	Navitas TN NG LLC		1107 · Checkin...		1,050.00	444.00
Check	04/20/2017	ACH	Fort Cobb Fuel Auth...	March 2017 S...	1107 · Checkin...	5,129.76		5,573.76
Payment	04/20/2017	1571	Fort Cobb Fuel Auth...		1107 · Checkin...		5,129.76	444.00
Invoice	05/01/2017	1705K...	Navitas KY NG LLC		-SPLIT-	98.00		542.00
Invoice	05/01/2017	1705T...	Navitas TN NG LLC		-SPLIT-	349.00		891.00
Check	05/19/2017	ACH	Fort Cobb Fuel Auth...	April 2017 Sal...	1107 · Checkin...	4,662.31		5,553.31
Payment	05/23/2017	1579	Fort Cobb Fuel Auth...		1107 · Checkin...		4,662.31	891.00
Invoice	06/01/2017	1706K...	Navitas KY NG LLC		-SPLIT-	98.00		989.00

Fort Cobb Fuel Authority
General Ledger
As of December 31, 2017

Type	Date	Num	Name	Memo	Split	Debit	Credit	Balance
Invoice	06/01/2017	1706T...	Navitas TN NG LLC		-SPLIT-	349.00		1,338.00
Check	06/20/2017	ACH	Fort Cobb Fuel Auth...	May 2017 Sal...	1107 · Checkin...	2,937.50		4,275.50
Invoice	07/01/2017	1707K...	Navitas KY NG LLC		-SPLIT-	98.00		4,373.50
Invoice	07/01/2017	1707T...	Navitas TN NG LLC		-SPLIT-	349.00		4,722.50
Payment	07/12/2017	1599	Fort Cobb Fuel Auth...		1107 · Checkin...		2,937.50	1,785.00
Check	07/20/2017	ACH	Fort Cobb Fuel Auth...	June 2017 Sa...	1107 · Checkin...	2,346.18		4,131.18
Invoice	08/01/2017	1708K...	Navitas KY NG LLC		-SPLIT-	98.00		4,229.18
Invoice	08/01/2017	1708T...	Navitas TN NG LLC		-SPLIT-	349.00		4,578.18
Payment	08/09/2017	1613	Fort Cobb Fuel Auth...		1107 · Checkin...		2,346.18	2,232.00
Check	08/21/2017	ACH	Fort Cobb Fuel Auth...	July 2017 Sal...	1107 · Checkin...	2,522.37		4,754.37
Payment	08/21/2017	1336	Navitas TN NG LLC		1107 · Checkin...		1,044.00	3,710.37
Payment	08/21/2017	1272	Navitas KY NG LLC		1107 · Checkin...		294.00	3,416.37
Payment	08/28/2017	1618	Fort Cobb Fuel Auth...		1107 · Checkin...		2,522.37	894.00
Invoice	09/01/2017	1709K...	Navitas KY NG LLC		-SPLIT-	98.00		992.00
Invoice	09/01/2017	1709T...	Navitas TN NG LLC		-SPLIT-	349.00		1,341.00
Check	09/20/2017	ACH	Fort Cobb Fuel Auth...	August 2017 ...	1107 · Checkin...	2,188.14		3,529.14
Payment	09/21/2017	1630	Fort Cobb Fuel Auth...		1107 · Checkin...		2,188.14	1,341.00
Invoice	10/01/2017	1710K...	Navitas KY NG LLC		-SPLIT-	98.00		1,439.00
Invoice	10/01/2017	1710T...	Navitas TN NG LLC		-SPLIT-	349.00		1,788.00
Payment	10/10/2017	1349	Navitas TN NG LLC		1107 · Checkin...		1,047.00	741.00
Payment	10/10/2017	1280	Navitas KY NG LLC		1107 · Checkin...		294.00	447.00
Check	10/20/2017	ACH	Fort Cobb Fuel Auth...	September 20...	1107 · Checkin...	2,164.15		2,611.15
Payment	10/27/2017	1642	Fort Cobb Fuel Auth...		1107 · Checkin...		2,164.15	447.00
Invoice	11/01/2017	1711K...	Navitas KY NG LLC		-SPLIT-	98.00		545.00
Invoice	11/01/2017	1711T...	Navitas TN NG LLC		-SPLIT-	349.00		894.00
Check	11/20/2017	ACH	Fort Cobb Fuel Auth...	October 2017...	1107 · Checkin...	2,405.42		3,299.42
Invoice	12/01/2017	1712K...	Navitas KY NG LLC		-SPLIT-	98.00		3,397.42
Invoice	12/01/2017	1712T...	Navitas TN NG LLC		-SPLIT-	349.00		3,746.42
Payment	12/11/2017	1661	Fort Cobb Fuel Auth...		1107 · Checkin...		2,405.42	1,341.00
Payment	12/11/2017	1290	Navitas KY NG LLC		1107 · Checkin...		294.00	1,047.00
Payment	12/11/2017	1357	Navitas TN NG LLC		1107 · Checkin...		1,047.00	0.00
Check	12/20/2017	ACH	Fort Cobb Fuel Auth...	November 20...	1107 · Checkin...	3,393.14		3,393.14
Total 1253 · Other						58,767.82	55,374.68	3,393.14
1277 · Shadow Loan TN								0.00
Total 1277 · Shadow Loan TN								0.00
1278 · Shadow Loan KY								0.00
Total 1278 · Shadow Loan KY								0.00
1283 · Returned checks								0.00
Total 1283 · Returned checks								0.00
1293 · Provision for bad debt								0.00
Total 1293 · Provision for bad debt								0.00

Fort Cobb Fuel Authority
General Ledger
As of December 31, 2017

Type	Date	Num	Name	Memo	Split	Debit	Credit	Balance
1200 · A/R - Other								0.00
Total 1200 · A/R - Other								0.00
Total 1200 · A/R						2,239,922.20	2,406,013.46	230,819.07
12000 · Undeposited Funds								0.00
Total 12000 · Undeposited Funds								0.00
12100 · Inventory Asset								0.00
Total 12100 · Inventory Asset								0.00
1300 · Inventory								0.00
1353 · System work in progress								0.00
Bill	04/30/2017	1704F...	Navitas Utility Corpo...	Boom Lift for ...	2233 · Other	3,091.84		3,091.84
Bill	05/31/2017	1705F...	Navitas Utility Corpo...	Boom Lift for ...	2233 · Other	3,754.54		6,846.38
Bill	05/31/2017	1705F...	Navitas Utility Corpo...	Trailer Dump ...	2233 · Other	1,965.40		8,811.78
Bill	05/31/2017	1705F...	Navitas Utility Corpo...	Boom Lift for ...	2233 · Other	2,811.84		11,623.62
Bill	06/30/2017	1706F...	Navitas Utility Corpo...	Fork Lift for Ki...	2233 · Other	3,395.04		15,018.66
Bill	06/30/2017	1706F...	Navitas Utility Corpo...	Roll off Contai...	2233 · Other	550.00		15,568.66
Bill	06/30/2017	1706F...	Navitas Utility Corpo...	Roll off Contai...	2233 · Other	550.00		16,118.66
Bill	06/30/2017	1706F...	Navitas Utility Corpo...	Trailer Dump ...	2233 · Other	1,965.40		18,084.06
Bill	06/30/2017	1706F...	Navitas Utility Corpo...	Boom Lift for ...	2233 · Other	2,811.84		20,895.90
Bill	06/30/2017	1706F...	Navitas Utility Corpo...	Roll Off Conta...	2233 · Other	2,100.00		22,995.90
Bill	06/30/2017	1706F...	Navitas Utility Corpo...	Trencher for ...	2233 · Other	877.92		23,873.82
Bill	06/30/2017	1706F...	Navitas Utility Corpo...	Mini Excavato...	2233 · Other	566.66		24,440.48
Bill	06/30/2017	1706F...	Navitas Utility Corpo...	Compressor f...	2233 · Other	46.69		24,487.17
Bill	06/30/2017	1706F...	Navitas Utility Corpo...	Trailer Dump ...	2233 · Other	922.56		25,409.73
Bill	06/30/2017	1706F...	Navitas Utility Corpo...	Fork Lift for Ki...	2233 · Other	3,395.04		28,804.77
Bill	07/31/2017	1707F...	Navitas Utility Corpo...	Fork Lift fuel f...	2233 · Other	41.49		28,846.26
Bill	07/31/2017	1707F...	Navitas Utility Corpo...	Roll off Contai...	2233 · Other	525.00		29,371.26
Bill	08/31/2017	1708F...	Navitas Utility Corpo...	Fork Lift Voo...	2233 · Other	6,487.38		35,858.64
Bill	08/31/2017	1708F...	Navitas Utility Corpo...	2 Roll off Con...	2233 · Other	1,050.00		36,908.64
Bill	09/30/2017	1709F...	Navitas Utility Corpo...	Fork Lift Voo...	2233 · Other	5,982.97		42,891.61
Bill	09/30/2017	1709F...	Navitas Utility Corpo...	New Roof for ...	2233 · Other	22,891.00		65,782.61
Bill	09/30/2017	1709F...	Navitas Utility Corpo...	Tools & Labor...	2233 · Other	890.00		66,672.61
Bill	09/30/2017	1709F...	Navitas Utility Corpo...	Supplies for E...	2233 · Other	1,413.85		68,086.46
Bill	09/30/2017	1709F...	Navitas Utility Corpo...	Mini Excavato...	2233 · Other	2,845.87		70,932.33
Bill	09/30/2017	1709F...	Navitas Utility Corpo...	Mini Excavato...	2233 · Other	3,183.58		74,115.91
Bill	09/30/2017	1709F...	Navitas Utility Corpo...	Bore & Pull 2...	2233 · Other	25,114.00		99,229.91
General Journal	09/30/2017	170930		Kinta office re...	1606 · Leaseh...		41,400.34	57,829.57
General Journal	10/01/2017	171001		Service Dr Ke...	1722 · Service...		1,444.58	56,384.99
Bill	10/31/2017	1710F...	Navitas Utility Corpo...	Paint Eakly C...	2233 · Other	140.00		56,524.99
Bill	10/31/2017	1710F...	Navitas Utility Corpo...	Paint Eakly C...	2233 · Other	140.00		56,664.99
Bill	10/31/2017	1710F...	Navitas Utility Corpo...	Mini Excavato...	2233 · Other	2,506.87		59,171.86
Bill	10/31/2017	1710F...	Navitas Utility Corpo...	Trailer Tande...	2233 · Other	676.71		59,848.57
Bill	11/30/2017	1711F...	Navitas Utility Corpo...	Paint Eakly C...	2233 · Other	120.00		59,968.57
Bill	11/30/2017	1711F...	Navitas Utility Corpo...	Mini Excavato...	2233 · Other	2,506.87		62,475.44
Bill	11/30/2017	1711F...	Navitas Utility Corpo...	Mini Excavato...	2233 · Other	34.49		62,509.93
Bill	11/30/2017	1711F...	Navitas Utility Corpo...	Mini Excavato...	2233 · Other	2,054.30		64,564.23

Fort Cobb Fuel Authority
General Ledger
As of December 31, 2017

Type	Date	Num	Name	Memo	Split	Debit	Credit	Balance
Bill	11/30/2017	1711F...	Navitas Utility Corpo...	Trailer Tande...	2233 · Other	676.71		65,240.94
Bill	12/31/2017	1712F...	Navitas Utility Corpo...	Mini Excavato...	2233 · Other	713.71		65,954.65
Bill	12/31/2017	1712F...	Navitas Utility Corpo...	Mini Excavato...	2233 · Other	1,247.24		67,201.89
Bill	12/31/2017	1712F...	Navitas Utility Corpo...	Trailer Tilt Ta...	2233 · Other		676.71	66,525.18
Bill	12/31/2017	1712F...	Navitas Utility Corpo...	Trailer Tilt Ta...	2233 · Other		676.71	65,848.47
General Journal	12/31/2017	171231		Eakly Campu...	1606 · Leaseh...		25,594.85	40,253.62
General Journal	12/31/2017	171231		Reroute Hwy ...	1721 · Mains - ...		40,253.62	0.00
Total 1353 · System work in progress						110,046.81	110,046.81	0.00
1300 · Inventory - Other								0.00
Total 1300 · Inventory - Other								0.00
Total 1300 · Inventory						110,046.81	110,046.81	0.00
1400 · Prepaids								7,814.76
1401 · Prepaid Bank Escrow Charges								0.00
Total 1401 · Prepaid Bank Escrow Charges								0.00
1402 · Deposits w/ vendors								0.00
Total 1402 · Deposits w/ vendors								0.00
1405 · Prepaid OCC PUD Fee								1,040.01
General Journal	01/31/2017	170131		Monthly OCC ...	928 · Regulato...		346.67	693.34
General Journal	02/28/2017	170228		Monthly OCC ...	928 · Regulato...		346.67	346.67
Bill	03/01/2017	PUD 2...	Oklahoma Corp Co...	PUD 2017 - 4...	2233 · Other	1,040.00		1,386.67
General Journal	03/31/2017	170331		Monthly OCC ...	928 · Regulato...		346.67	1,040.00
General Journal	04/30/2017	170430		Monthly OCC ...	928 · Regulato...		346.67	693.33
General Journal	05/31/2017	170531		Monthly OCC ...	928 · Regulato...		346.67	346.66
Bill	06/01/2017	PUD 2...	Oklahoma Corp Co...	PUD 2018 - 1...	2233 · Other	1,053.64		1,400.30
General Journal	06/30/2017	170630		Monthly OCC ...	928 · Regulato...		346.66	1,053.64
General Journal	07/31/2017	170731		Monthly OCC ...	928 · Regulato...		351.21	702.43
General Journal	08/31/2017	170831		Monthly OCC ...	928 · Regulato...		351.21	351.22
Bill	09/01/2017	PUD 2...	Oklahoma Corp Co...	PUD 2018 - 2...	2233 · Other	865.91		1,217.13
General Journal	09/30/2017	170930		Monthly OCC ...	928 · Regulato...		351.22	865.91
General Journal	10/31/2017	171031		Monthly OCC ...	928 · Regulato...		288.63	577.28
General Journal	11/30/2017	171130		Monthly OCC ...	928 · Regulato...		288.63	288.65
Bill	12/01/2017	PUD 2...	Oklahoma Corp Co...	PUD 2018 - 3...	2233 · Other	865.91		1,154.56
General Journal	12/31/2017	171231		Monthly OCC ...	928 · Regulato...		288.65	865.91
Total 1405 · Prepaid OCC PUD Fee						3,825.46	3,999.56	865.91

Fort Cobb Fuel Authority
General Ledger
As of December 31, 2017

Type	Date	Num	Name	Memo	Split	Debit	Credit	Balance
1406 · Prepaid OCC Pipeline Safety Fee								6,774.75
General Journal	01/31/2017	170131		Monthly Pipeli...	928 · Regulato...		1,128.00	5,646.75
General Journal	02/28/2017	170228		Monthly Pipeli...	928 · Regulato...		1,128.00	4,518.75
General Journal	03/31/2017	170331		Monthly Pipeli...	928 · Regulato...		1,128.00	3,390.75
General Journal	04/30/2017	170430		Monthly Pipeli...	928 · Regulato...		1,128.00	2,262.75
General Journal	05/31/2017	170531		Monthly Pipeli...	928 · Regulato...		1,128.00	1,134.75
General Journal	06/30/2017	170630		Monthly Pipeli...	928 · Regulato...		1,134.75	0.00
Bill	07/01/2017	2018-...	Oklahoma Corp Co...	2018-32647	2233 · Other	13,450.91		13,450.91
General Journal	07/31/2017	170731		Monthly Pipeli...	928 · Regulato...		1,120.00	12,330.91
General Journal	08/31/2017	170831		Monthly Pipeli...	928 · Regulato...		1,120.00	11,210.91
General Journal	09/30/2017	170930		Monthly Pipeli...	928 · Regulato...		1,120.00	10,090.91
General Journal	10/31/2017	171031		Monthly Pipeli...	928 · Regulato...		1,120.00	8,970.91
General Journal	11/30/2017	171130		Monthly Pipeli...	928 · Regulato...		1,120.00	7,850.91
General Journal	12/31/2017	171231		Monthly Pipeli...	928 · Regulato...		1,120.00	6,730.91
Total 1406 · Prepaid OCC Pipeline Safety Fee						13,450.91	13,494.75	6,730.91
1421 · Taxes								0.00
Total 1421 · Taxes								0.00
1424 · License, permit, & membership								0.00
Total 1424 · License, permit, & membership								0.00
1425 · Estimated Appraisal								0.00
Total 1425 · Estimated Appraisal								0.00
1400 · Prepaids - Other								0.00
Total 1400 · Prepaids - Other								0.00
Total 1400 · Prepaids						17,276.37	17,494.31	7,596.82
1500 · CIEB								191,409.00
1501 · PGA Asset								128,006.00
General Journal	03/31/2017	170331		Overcharged ...	-SPLIT-		128,006.00	0.00
General Journal	12/31/2017	171231		Undercharged...	2501 · PGA lia...	9,014.00		9,014.00
Total 1501 · PGA Asset						9,014.00	128,006.00	9,014.00
1521 · Prepaid gas calc - Res								0.00
Total 1521 · Prepaid gas calc - Res								0.00
1522 · Prepaid gas calc - Ind								0.00
Total 1522 · Prepaid gas calc - Ind								0.00
1523 · Prepaid gas calc - Agr								0.00
Total 1523 · Prepaid gas calc - Agr								0.00
1551 · Acc surr- Res								0.00
Total 1551 · Acc surr- Res								0.00

Fort Cobb Fuel Authority
General Ledger
As of December 31, 2017

Type	Date	Num	Name	Memo	Split	Debit	Credit	Balance
1552 · Acc surr - Ind								0.00
Total 1552 · Acc surr - Ind								0.00
1553 · Acc surr - Agr								0.00
Total 1553 · Acc surr - Agr								0.00
1581 · Unbilled current period								63,403.00
General Journal	01/01/2017	5348R		Reverse of G...	414.96 · Unbill...		63,403.00	0.00
General Journal	01/31/2017	170202		Jan 17 unbille...	414.96 · Unbill...	72,810.00		72,810.00
General Journal	02/01/2017	17020...		Reverse of G...	414.96 · Unbill...		72,810.00	0.00
General Journal	02/28/2017	170206		Feb unbilled 1...	414.96 · Unbill...	46,848.00		46,848.00
General Journal	03/01/2017	17020...		Reverse of G...	414.96 · Unbill...		46,848.00	0.00
General Journal	03/31/2017	170206		Mar unbilled 1...	414.96 · Unbill...	30,014.00		30,014.00
General Journal	04/01/2017	17020...		Reverse of G...	414.96 · Unbill...		30,014.00	0.00
General Journal	04/30/2017	170506		Unbilled for A...	414.96 · Unbill...	20,191.00		20,191.00
General Journal	05/01/2017	17050...		Reverse of G...	414.96 · Unbill...		20,191.00	0.00
General Journal	05/31/2017	1161		Unbilled for M...	414.96 · Unbill...	18,189.00		18,189.00
General Journal	06/01/2017	1161R		Reverse of G...	414.96 · Unbill...		18,189.00	0.00
General Journal	06/30/2017	1162		unbilled for Ju...	414.96 · Unbill...	16,548.00		16,548.00
General Journal	07/01/2017	1162R		Reverse of G...	414.96 · Unbill...		16,548.00	0.00
General Journal	07/31/2017	170906		16.7%*107,219	414.96 · Unbill...	17,906.00		17,906.00
General Journal	08/01/2017	17090...		Reverse of G...	414.96 · Unbill...		17,906.00	0.00
General Journal	08/31/2017	170907		16.7%*92,467	414.96 · Unbill...	15,442.00		15,442.00
General Journal	09/01/2017	17090...		Reverse of G...	414.96 · Unbill...		15,442.00	0.00
General Journal	09/30/2017	171015		16.7%*95,575	414.96 · Unbill...	15,961.00		15,961.00
General Journal	10/01/2017	17101...		Reverse of G...	414.96 · Unbill...		15,961.00	0.00
General Journal	10/31/2017	2531		16.7%*131,392	414.96 · Unbill...	21,942.00		21,942.00
General Journal	11/01/2017	2531R		Reverse of G...	414.96 · Unbill...		21,942.00	0.00
General Journal	11/30/2017	170931		16.7%*241,147	414.96 · Unbill...	40,272.00		40,272.00
General Journal	12/01/2017	17093...		Reverse of G...	414.96 · Unbill...		40,272.00	0.00
General Journal	12/31/2017	170931		16.7%*243,073	414.96 · Unbill...	40,593.00		40,593.00
Total 1581 · Unbilled current period						356,716.00	379,526.00	40,593.00
1582 · Unbilled prior period								0.00
Total 1582 · Unbilled prior period								0.00
1500 · CIEB - Other								0.00
Total 1500 · CIEB - Other								0.00
Total 1500 · CIEB						365,730.00	507,532.00	49,607.00
1600 · P and E								247,900.03
1606 · Leasehold improvements								454,277.53
General Journal	09/30/2017	170930		Kinta office re...	1353 · System ...	41,400.34		495,677.87
General Journal	12/31/2017	171231		Eakly Campu...	1353 · System ...	25,594.85		521,272.72
Total 1606 · Leasehold improvements						66,995.19	0.00	521,272.72

Fort Cobb Fuel Authority
General Ledger
As of December 31, 2017

Type	Date	Num	Name	Memo	Split	Debit	Credit	Balance
1656 · A/D - Leasehold improvements								-206,377.50
General Journal	01/31/2017	170131			-SPLIT-		2,523.76	-208,901.26
General Journal	02/28/2017	170228			-SPLIT-		2,523.76	-211,425.02
General Journal	03/31/2017	170331			-SPLIT-		2,523.76	-213,948.78
General Journal	04/30/2017	170430			-SPLIT-		2,523.76	-216,472.54
General Journal	05/31/2017	170531			-SPLIT-		2,523.76	-218,996.30
General Journal	06/30/2017	170630			-SPLIT-		2,523.76	-221,520.06
General Journal	07/31/2017	170731			-SPLIT-		2,523.76	-224,043.82
General Journal	08/31/2017	170831			-SPLIT-		2,523.76	-226,567.58
General Journal	09/30/2017	170930			-SPLIT-		2,753.77	-229,321.35
General Journal	10/31/2017	171031			-SPLIT-		2,753.77	-232,075.12
General Journal	11/30/2017	171130			-SPLIT-		2,753.77	-234,828.89
General Journal	12/31/2017	171231			-SPLIT-		2,895.96	-237,724.85
Total 1656 · A/D - Leasehold improvements						0.00	31,347.35	-237,724.85
1600 · P and E - Other								0.00
Total 1600 · P and E - Other								0.00
Total 1600 · P and E						66,995.19	31,347.35	283,547.87
1700 · F/A								2,411,100.60
1720 · Land								121,953.00
Total 1720 · Land								121,953.00
1721 · Mains - Built systems								775,346.91
General Journal	12/01/2017	2017 ...		Replace PVC ...	-SPLIT-	11,760.00		787,106.91
General Journal	12/01/2017	2017 ...		Reroute 2" M...	1721 · Mains - ...	4,710.00		791,816.91
General Journal	12/01/2017	2017 ...		Reroute HWY...	1721 · Mains - ...	10,130.00		801,946.91
General Journal	12/31/2017	171231		Reroute Hwy ...	1353 · System ...	40,253.62		842,200.53
Total 1721 · Mains - Built systems						66,853.62	0.00	842,200.53
1722 · Services - Built systems								232,200.11
Bill	09/30/2017	1709F...	Navitas Utility Corpo...	Fork unload p...	2233 · Other	400.00		232,600.11
General Journal	10/01/2017	171001		Service Dr Ke...	1353 · System ...	1,444.58		234,044.69
General Journal	12/01/2017	2017S...		Service Tann...	887 · Maintena...	1,420.00		235,464.69
General Journal	12/01/2017	2017S...		Service 4-11-...	887 · Maintena...	4,340.00		239,804.69
General Journal	12/01/2017	2017S...		Service Binger	887 · Maintena...	3,800.00		243,604.69
General Journal	12/01/2017	2017S...		Service 3-15-...	887 · Maintena...	4,340.00		247,944.69
General Journal	12/01/2017	2017S...		Service 4-5-1...	887 · Maintena...	1,700.00		249,644.69
General Journal	12/01/2017	2017S...		Service Kenn...	887 · Maintena...	1,410.00		251,054.69
General Journal	12/01/2017	2017S...		Service Lynn ...	887 · Maintena...	1,410.00		252,464.69
General Journal	12/01/2017	2017S...		Service Dunc...	887 · Maintena...	1,410.00		253,874.69
General Journal	12/01/2017	2017S...		Service Paul ...	887 · Maintena...	3,590.00		257,464.69
General Journal	12/01/2017	2017S...		Service Broad...	887 · Maintena...	1,410.00		258,874.69

Fort Cobb Fuel Authority
General Ledger
As of December 31, 2017

Type	Date	Num	Name	Memo	Split	Debit	Credit	Balance
General Journal	12/01/2017	2017S...		Service Carne...	887 · Maintena...	9,040.00		267,914.69
General Journal	12/01/2017	2017S...		Service Klent ...	887 · Maintena...	5,680.00		273,594.69
Total 1722 · Services - Built systems						41,394.58	0.00	273,594.69
1724 · Mains - Acq systems								4,484,221.50
Total 1724 · Mains - Acq systems								4,484,221.50
1725 · Services - Acq systems								83,179.00
Total 1725 · Services - Acq systems								83,179.00
1727 · Mains - Acq adjustment								1,693,295.02
Total 1727 · Mains - Acq adjustment								1,693,295.02
1728 · Services - Acq adjustment								0.00
Total 1728 · Services - Acq adjustment								0.00
1771 · A/D - Mains B/S								-143,030.57
General Journal	01/31/2017	170131			1656 · A/D - Le...		1,824.31	-144,854.88
General Journal	02/28/2017	170228			1656 · A/D - Le...		1,824.31	-146,679.19
General Journal	03/31/2017	170331			1656 · A/D - Le...		1,824.31	-148,503.50
General Journal	04/30/2017	170430			1656 · A/D - Le...		1,824.31	-150,327.81
General Journal	05/31/2017	170531			1656 · A/D - Le...		1,824.31	-152,152.12
General Journal	06/30/2017	170630			1656 · A/D - Le...		1,824.31	-153,976.43
General Journal	07/31/2017	170731			1656 · A/D - Le...		1,824.31	-155,800.74
General Journal	08/31/2017	170831			1656 · A/D - Le...		1,824.31	-157,625.05
General Journal	09/30/2017	170930			1656 · A/D - Le...		1,824.31	-159,449.36
General Journal	10/31/2017	171031			1656 · A/D - Le...		1,824.31	-161,273.67
General Journal	11/30/2017	171130			1656 · A/D - Le...		1,824.31	-163,097.98
General Journal	12/31/2017	171231			1656 · A/D - Le...		1,963.59	-165,061.57
Total 1771 · A/D - Mains B/S						0.00	22,031.00	-165,061.57
1772 · A/D - Services B/S								-24,110.29
General Journal	01/31/2017	170131			1656 · A/D - Le...		531.88	-24,642.17
General Journal	02/28/2017	170228			1656 · A/D - Le...		531.88	-25,174.05
General Journal	03/31/2017	170331			1656 · A/D - Le...		531.88	-25,705.93
General Journal	04/30/2017	170430			1656 · A/D - Le...		531.88	-26,237.81
General Journal	05/31/2017	170531			1656 · A/D - Le...		531.88	-26,769.69
General Journal	06/30/2017	170630			1656 · A/D - Le...		531.88	-27,301.57
General Journal	07/31/2017	170731			1656 · A/D - Le...		531.88	-27,833.45
General Journal	08/31/2017	170831			1656 · A/D - Le...		531.88	-28,365.33
General Journal	09/30/2017	170930			1656 · A/D - Le...		532.71	-28,898.04
General Journal	10/31/2017	171031			1656 · A/D - Le...		535.72	-29,433.76
General Journal	11/30/2017	171130			1656 · A/D - Le...		535.72	-29,969.48
General Journal	12/31/2017	171231			1656 · A/D - Le...		618.12	-30,587.60
Total 1772 · A/D - Services B/S						0.00	6,477.31	-30,587.60

Fort Cobb Fuel Authority
General Ledger
As of December 31, 2017

Type	Date	Num	Name	Memo	Split	Debit	Credit	Balance
1774 · A/D - Mains A/S								-3,666,520.71
General Journal	01/31/2017	170131			1656 · A/D - Le...		3,913.47	-3,670,434.18
General Journal	02/28/2017	170228			1656 · A/D - Le...		3,913.47	-3,674,347.65
General Journal	03/31/2017	170331			1656 · A/D - Le...		3,913.47	-3,678,261.12
General Journal	04/30/2017	170430			1656 · A/D - Le...		3,913.47	-3,682,174.59
General Journal	05/31/2017	170531			1656 · A/D - Le...		3,913.47	-3,686,088.06
General Journal	06/30/2017	170630			1656 · A/D - Le...		3,913.47	-3,690,001.53
General Journal	07/31/2017	170731			1656 · A/D - Le...		3,913.47	-3,693,915.00
General Journal	08/31/2017	170831			1656 · A/D - Le...		3,913.47	-3,697,828.47
General Journal	09/30/2017	170930			1656 · A/D - Le...		3,913.47	-3,701,741.94
General Journal	10/31/2017	171031			1656 · A/D - Le...		3,913.47	-3,705,655.41
General Journal	11/30/2017	171130			1656 · A/D - Le...		3,913.47	-3,709,568.88
General Journal	12/31/2017	171231			1656 · A/D - Le...		3,913.47	-3,713,482.35
Total 1774 · A/D - Mains A/S						0.00	46,961.64	-3,713,482.35
1775 · A/D - Services A/S								-40,098.94
General Journal	01/31/2017	170131			1656 · A/D - Le...		202.38	-40,301.32
General Journal	02/28/2017	170228			1656 · A/D - Le...		202.38	-40,503.70
General Journal	03/31/2017	170331			1656 · A/D - Le...		202.38	-40,706.08
General Journal	04/30/2017	170430			1656 · A/D - Le...		202.38	-40,908.46
General Journal	05/31/2017	170531			1656 · A/D - Le...		202.38	-41,110.84
General Journal	06/30/2017	170630			1656 · A/D - Le...		202.38	-41,313.22
General Journal	07/31/2017	170731			1656 · A/D - Le...		202.38	-41,515.60
General Journal	08/31/2017	170831			1656 · A/D - Le...		202.38	-41,717.98
General Journal	09/30/2017	170930			1656 · A/D - Le...		202.38	-41,920.36
General Journal	10/31/2017	171031			1656 · A/D - Le...		202.38	-42,122.74
General Journal	11/30/2017	171130			1656 · A/D - Le...		202.38	-42,325.12
General Journal	12/31/2017	171231			1656 · A/D - Le...		202.38	-42,527.50
Total 1775 · A/D - Services A/S						0.00	2,428.56	-42,527.50
1777 · A/D - Mains A/A								-1,105,334.43
General Journal	01/31/2017	170131			1656 · A/D - Le...		7,055.40	-1,112,389.83
General Journal	02/28/2017	170228			1656 · A/D - Le...		7,055.40	-1,119,445.23
General Journal	03/31/2017	170331			1656 · A/D - Le...		7,055.40	-1,126,500.63
General Journal	04/30/2017	170430			1656 · A/D - Le...		7,055.40	-1,133,556.03
General Journal	05/31/2017	170531			1656 · A/D - Le...		7,055.40	-1,140,611.43
General Journal	06/30/2017	170630			1656 · A/D - Le...		7,055.40	-1,147,666.83
General Journal	07/31/2017	170731			1656 · A/D - Le...		7,055.40	-1,154,722.23
General Journal	08/31/2017	170831			1656 · A/D - Le...		7,055.40	-1,161,777.63
General Journal	09/30/2017	170930			1656 · A/D - Le...		7,055.40	-1,168,833.03
General Journal	10/31/2017	171031			1656 · A/D - Le...		7,055.40	-1,175,888.43
General Journal	11/30/2017	171130			1656 · A/D - Le...		7,055.40	-1,182,943.83
General Journal	12/31/2017	171231			1656 · A/D - Le...		7,055.40	-1,189,999.23
Total 1777 · A/D - Mains A/A						0.00	84,664.80	-1,189,999.23

Fort Cobb Fuel Authority
General Ledger
As of December 31, 2017

Type	Date	Num	Name	Memo	Split	Debit	Credit	Balance
1778 · A/D - Services A/A								0.00
Total 1778 · A/D - Services A/A								0.00
1779 · A/D - Kinta Building								0.00
Total 1779 · A/D - Kinta Building								0.00
1700 · F/A - Other								0.00
Total 1700 · F/A - Other								0.00
Total 1700 · F/A						108,248.20	162,563.31	2,356,785.49
1800 · OLTA								3,782,333.81
1813 · Investment in - NOK3								186,968.23
Check	04/20/2017	1602	Navitas OK3, LLC	Equity Contrib...	1107 · Checkin...	20,000.00		206,968.23
General Journal	12/31/2017	171231		2017 NOK3 n...	417 · Revenue...	11,285.00		218,253.23
Total 1813 · Investment in - NOK3						31,285.00	0.00	218,253.23
1814 · Investment in - LeAnn Div								1,014,756.22
General Journal	10/27/2017	1643		Payment from...	1107 · Checkin...		5,000.00	1,009,756.22
General Journal	12/31/2017	171231		2017 LeAnn ...	417 · Revenue...		24,578.00	985,178.22
Total 1814 · Investment in - LeAnn Div						0.00	29,578.00	985,178.22
1815 · Investment in - Navitas 1								162,990.45
General Journal	11/16/2017	171116		Convert NUC ...	3103 · Member...	15,000.00		177,990.45
General Journal	12/31/2017	171231		2017 Navitas ...	417 · Revenue...		78,560.00	99,430.45
Total 1815 · Investment in - Navitas 1						15,000.00	78,560.00	99,430.45
1816 · Investment in - Navitas-WinStar								2,328,838.62
General Journal	04/20/2017	1156		Equity Distrib...	-SPLIT-		45,000.00	2,283,838.62
General Journal	07/10/2017	1160		Equity Distrib...	-SPLIT-		20,000.00	2,263,838.62
General Journal	07/18/2017	1163		Equity Distrib...	-SPLIT-		20,000.00	2,243,838.62
General Journal	08/18/2017	1166		Equity Distrib...	-SPLIT-		40,000.00	2,203,838.62
General Journal	09/14/2017	1170		Equity Distrib...	-SPLIT-		20,000.00	2,183,838.62
General Journal	09/19/2017	1171		Equity Distrib...	-SPLIT-		40,000.00	2,143,838.62
General Journal	11/14/2017	1177		Equity Distrib...	-SPLIT-		40,000.00	2,103,838.62
General Journal	12/31/2017	171231		2017 Winstar ...	-SPLIT-	174,115.00		2,277,953.62
Total 1816 · Investment in - Navitas-WinStar						174,115.00	225,000.00	2,277,953.62
1821 · Organizational costs								407,437.03
1822 · Org Costs - Navitas WinStar								157,430.00
Total 1822 · Org Costs - Navitas WinStar								157,430.00
1821 · Organizational costs - Other								250,007.03
Total 1821 · Organizational costs - Other								250,007.03
Total 1821 · Organizational costs								407,437.03

Fort Cobb Fuel Authority
General Ledger
As of December 31, 2017

Type	Date	Num	Name	Memo	Split	Debit	Credit	Balance
1872 · A/A - Organizational costs								-318,656.74
General Journal	01/31/2017	170131			1656 · A/D - Le...		3,635.54	-322,292.28
General Journal	02/28/2017	170228			1656 · A/D - Le...		3,632.77	-325,925.05
General Journal	03/31/2017	170331			1656 · A/D - Le...		3,632.77	-329,557.82
General Journal	04/30/2017	170430			1656 · A/D - Le...		3,632.77	-333,190.59
General Journal	05/31/2017	170531			1656 · A/D - Le...		3,632.77	-336,823.36
General Journal	06/30/2017	170630			1656 · A/D - Le...		3,604.99	-340,428.35
General Journal	07/31/2017	170731			1656 · A/D - Le...		3,408.23	-343,836.58
General Journal	08/31/2017	170831			1656 · A/D - Le...		3,366.56	-347,203.14
General Journal	09/30/2017	170930			1656 · A/D - Le...		3,309.13	-350,512.27
General Journal	10/31/2017	171031			1656 · A/D - Le...		3,288.71	-353,800.98
General Journal	11/30/2017	171130			1656 · A/D - Le...		3,205.38	-357,006.36
General Journal	12/31/2017	171231			1656 · A/D - Le...		3,144.48	-360,150.84
Total 1872 · A/A - Organizational costs						0.00	41,494.10	-360,150.84
1877 · TN Shadow Loan								0.00
Total 1877 · TN Shadow Loan								0.00
1878 · KY Shadow Loan								0.00
Total 1878 · KY Shadow Loan								0.00
1888 · Loan to Winstar								0.00
Total 1888 · Loan to Winstar								0.00
1899 · Loan to system operator								0.00
Total 1899 · Loan to system operator								0.00
1800 · OLTA - Other								0.00
Total 1800 · OLTA - Other								0.00
Total 1800 · OLTA						220,400.00	374,632.10	3,628,101.71
1900 · Intangible(s)								0.00
Total 1900 · Intangible(s)								0.00
2000 · Asset clearing account								0.00
2001 · True-up - FCFA								0.00
Total 2001 · True-up - FCFA								0.00
2000 · Asset clearing account - Other								0.00
Total 2000 · Asset clearing account - Other								0.00
Total 2000 · Asset clearing account								0.00

Fort Cobb Fuel Authority
General Ledger
As of December 31, 2017

Type	Date	Num	Name	Memo	Split	Debit	Credit	Balance
2200 · A/P								-958,724.71
2203 · Taxes								-37,991.22
Bill Pmt -Check	02/09/2017	1566	Town of Binger	VOID:	1107 · Checkin...	0.00		-37,991.22
Bill Pmt -Check	02/09/2017	1567	Town of Bridgeport		1107 · Checkin...	228.05		-37,763.17
Bill Pmt -Check	02/09/2017	1568	Town of Colony		1107 · Checkin...	338.36		-37,424.81
Bill Pmt -Check	02/09/2017	1569	Town of Eakly		1107 · Checkin...	1,337.98		-36,086.83
Bill Pmt -Check	02/09/2017	1570	Town of Gracemont		1107 · Checkin...	1,312.12		-34,774.71
Bill Pmt -Check	02/09/2017	1571	Town of Lookeba		1107 · Checkin...	334.91		-34,439.80
Bill Pmt -Check	02/09/2017	1572	Town of Velma	3rd Qtr 2016 ...	1107 · Checkin...	144.73		-34,295.07
Bill Pmt -Check	02/09/2017	1574	Town of Binger		1107 · Checkin...	2,755.07		-31,540.00
Bill Pmt -Check	02/21/2017	1577	Stephens County Tr...	2nd half	1107 · Checkin...	1,690.00		-29,850.00
Bill Pmt -Check	02/21/2017	1578	Washita County Tre...	2nd Half	1107 · Checkin...	1,786.50		-28,063.50
Bill Pmt -Check	03/06/2017	1580	Caddo County Trea...	2nd half	1107 · Checkin...	26,771.00		-1,292.50
Bill	03/31/2017	Q1 2017	Town of Binger	1st Qtr 2017 ...	2405 · Franchi...		1,628.42	-2,920.92
Bill	03/31/2017	Q1 2017	Town of Bridgeport	1st Qtr 2017 ...	2410 · Franchi...		142.64	-3,063.56
Bill	03/31/2017	Q1 2017	Town of Colony	1st Qtr 2017 ...	2408 · Franchi...		183.80	-3,247.36
Bill	03/31/2017	Q1 2017	Town of Eakly	1st Qtr 2017 ...	2407 · Franchi...		917.23	-4,164.59
Bill	03/31/2017	Q1 2017	Town of Gracemont	1st Qtr 2017 ...	2406 · Franchi...		877.19	-5,041.78
Bill	03/31/2017	Q1 2017	Town of Lookeba	1st Qtr 2017 ...	2409 · Franchi...		225.22	-5,267.00
Bill	03/31/2017	Q1 2017	Town of Velma	1st Qtr 2017 ...	2411 · Franchi...		1,358.21	-6,625.21
Bill Pmt -Check	04/04/2017	1590	Town of Binger	4th Qtr 2016 ...	1107 · Checkin...	484.19		-6,141.02
Bill Pmt -Check	04/04/2017	1591	Town of Bridgeport	4th Qtr 2016 ...	1107 · Checkin...	23.90		-6,117.12
Bill Pmt -Check	04/04/2017	1592	Town of Colony	4th Qtr 2016 ...	1107 · Checkin...	39.09		-6,078.03
Bill Pmt -Check	04/04/2017	1593	Town of Eakly	4th Qtr 2016 ...	1107 · Checkin...	154.37		-5,923.66
Bill Pmt -Check	04/04/2017	1594	Town of Gracemont	4th Qtr 2016 ...	1107 · Checkin...	208.82		-5,714.84
Bill Pmt -Check	04/04/2017	1595	Town of Lookeba	4th Qtr 2016 ...	1107 · Checkin...	74.49		-5,640.35
Bill Pmt -Check	04/04/2017	1596	Town of Velma	4th Qtr 2016 ...	1107 · Checkin...	307.64		-5,332.71
Bill	06/30/2017	Q2 2017	Town of Binger	2nd Qtr 2017 ...	2405 · Franchi...		685.87	-6,018.58
Bill	06/30/2017	Q2 2017	Town of Bridgeport	2nd Qtr 2017 ...	2410 · Franchi...		52.87	-6,071.45
Bill	06/30/2017	Q2 2017	Town of Colony	2nd Qtr 2017 ...	2408 · Franchi...		64.59	-6,136.04
Bill	06/30/2017	Q2 2017	Town of Eakly	2nd Qtr 2017 ...	2407 · Franchi...		360.96	-6,497.00
Bill	06/30/2017	Q2 2017	Town of Gracemont	2nd Qtr 2017 ...	2406 · Franchi...		386.51	-6,883.51
Bill	06/30/2017	Q2 2017	Town of Lookeba	2nd Qtr 2017 ...	2409 · Franchi...		103.27	-6,986.78
Bill	06/30/2017	Q2 2017	Town of Velma	2nd Qtr 2017 ...	2411 · Franchi...		2,432.30	-9,419.08
Bill	09/30/2017	Q3 2017	Town of Binger	3rd Qtr 2017 ...	2405 · Franchi...		497.95	-9,917.03
Bill	09/30/2017	Q3 2017	Town of Bridgeport	3rd Qtr 2017 ...	2410 · Franchi...		11.82	-9,928.85
Bill	09/30/2017	Q3 2017	Town of Colony	3rd Qtr 2017 ...	2408 · Franchi...		23.44	-9,952.29
Bill	09/30/2017	Q3 2017	Town of Eakly	3rd Qtr 2017 ...	2407 · Franchi...		129.37	-10,081.66
Bill	09/30/2017	Q3 2017	Town of Gracemont	3rd Qtr 2017 ...	2406 · Franchi...		178.94	-10,260.60
Bill	09/30/2017	Q3 2017	Town of Lookeba	3rd Qtr 2017 ...	2409 · Franchi...		40.83	-10,301.43
Bill	09/30/2017	Q3 2017	Town of Velma	3rd Qtr 2017 ...	2411 · Franchi...		541.69	-10,843.12
Bill	11/29/2017	49738.0	Caddo County Trea...		2402 · Advalor...		742.00	-11,585.12
Bill	11/29/2017	10642	Gail Dixon, Haskell ...	Owner Id # 24...	2402 · Advalor...		168.00	-11,753.12
Bill	11/29/2017	12821.0	Washita County Tre...		2402 · Advalor...		242.00	-11,995.12
Bill	11/29/2017	12822.0	Washita County Tre...	1st Half	2402 · Advalor...		1,509.50	-13,504.62
Bill	11/29/2017	12822.0	Washita County Tre...	2nd Half	2402 · Advalor...		1,509.50	-15,014.12
Bill	11/30/2017	2017 ...	Caddo County Trea...	1st half	2402 · Advalor...		23,799.00	-38,813.12
Bill	11/30/2017	2017 ...	Caddo County Trea...	2nd half	2402 · Advalor...		23,799.00	-62,612.12
Bill	11/30/2017	83500	Payne Country Trea...		2402 · Advalor...		201.00	-62,813.12

Fort Cobb Fuel Authority
General Ledger
As of December 31, 2017

Type	Date	Num	Name	Memo	Split	Debit	Credit	Balance
Bill	11/30/2017	35865	Stephens County Tr...		2402 · Advalor...		241.00	-63,054.12
Bill	11/30/2017	28561	Stephens County Tr...		2402 · Advalor...		197.00	-63,251.12
Bill	11/30/2017	35313	Stephens County Tr...	1st half	2402 · Advalor...		1,472.50	-64,723.62
Bill	11/30/2017	35313	Stephens County Tr...	2nd half	2402 · Advalor...		1,472.50	-66,196.12
Bill	11/30/2017	14577	Gail Dixon, Haskell ...	Owner Id # 24...	2402 · Advalor...		301.00	-66,497.12
Bill	12/11/2017	17232	Hughes County Tre...		2402 · Advalor...		8.00	-66,505.12
Bill	12/15/2017	46439	Pittsburgh County Tr...		2402 · Advalor...		19.00	-66,524.12
Bill	12/15/2017	46441	Pittsburgh County Tr...		2402 · Advalor...		21.00	-66,545.12
Bill	12/15/2017	46442	Pittsburgh County Tr...		2402 · Advalor...		43.00	-66,588.12
Bill	12/15/2017	46443	Pittsburgh County Tr...		2402 · Advalor...		40.00	-66,628.12
Bill	12/15/2017	50482	Pittsburgh County Tr...		2402 · Advalor...		182.00	-66,810.12
Bill Pmt -Check	12/15/2017	1685	Caddo County Trea...		1107 · Checkin...	24,541.00		-42,269.12
Bill Pmt -Check	12/15/2017	1686	Gail Dixon, Haskell ...		1107 · Checkin...	469.00		-41,800.12
Bill Pmt -Check	12/15/2017	1687	Hughes County Tre...		1107 · Checkin...	8.00		-41,792.12
Bill Pmt -Check	12/15/2017	1688	Payne Country Trea...		1107 · Checkin...	201.00		-41,591.12
Bill Pmt -Check	12/15/2017	1689	Pittsburgh County Tr...		1107 · Checkin...	305.00		-41,286.12
Bill Pmt -Check	12/15/2017	1690	Stephens County Tr...		1107 · Checkin...	1,910.50		-39,375.62
Bill Pmt -Check	12/15/2017	1691	Washita County Tre...		1107 · Checkin...	1,751.50		-37,624.12
Bill	12/31/2017	Q4 2017	Town of Binger	4th Qtr 2017 ...	2405 · Franchi...		534.71	-38,158.83
Bill	12/31/2017	Q4 2017	Town of Gracemont	4th Qtr 2017 ...	2406 · Franchi...		241.65	-38,400.48
Bill	12/31/2017	Q4 2017	Town of Eakly	4th Qtr 2017 ...	2407 · Franchi...		163.59	-38,564.07
Bill	12/31/2017	Q4 2017	Town of Colony	4th Qtr 2017 ...	2408 · Franchi...		37.90	-38,601.97
Bill	12/31/2017	Q4 2017	Town of Lookeba	4th Qtr 2017 ...	2409 · Franchi...		55.39	-38,657.36
Bill	12/31/2017	Q4 2017	Town of Bridgeport	4th Qtr 2017 ...	2410 · Franchi...		33.66	-38,691.02
Bill	12/31/2017	Q4 2017	Town of Velma	4th Qtr 2017 ...	2411 · Franchi...		648.87	-39,339.89
Total 2203 · Taxes						67,177.22	68,525.89	-39,339.89
2213 · Refunds								0.00
Total 2213 · Refunds								0.00
2233 · Other								-920,733.49
Bill	01/01/2017	170101	Bank 7	Loan 1010609	-SPLIT-		36,357.66	-957,091.15
Bill	01/01/2017	1701F...	Navitas Assets		931 · Rents		6,484.00	-963,575.15
Bill Pmt -Check	01/13/2017	1555	Navitas Utility Corpo...		1107 · Checkin...	90,873.00		-872,702.15
Bill Pmt -Check	01/17/2017	1556	Navitas Utility Corpo...		1107 · Checkin...	80,275.00		-792,427.15
Bill Pmt -Check	01/20/2017	1557	Bank 7	Loan 1010609	1107 · Checkin...	36,357.66		-756,069.49
Bill Pmt -Check	01/24/2017	1561	Navitas Utility Corpo...		1107 · Checkin...	40,000.00		-716,069.49
Bill Pmt -Check	01/30/2017	1562	Navitas Assets		1107 · Checkin...	7,824.00		-708,245.49
Bill	01/31/2017	1701F...	Navitas Utility Corpo...		-SPLIT-		187,106.00	-895,351.49
Bill	02/01/2017	170202	Bank 7	Loan 1010609	-SPLIT-		34,626.32	-929,977.81
Bill	02/01/2017	1702F...	Navitas Assets		931 · Rents		6,484.00	-936,461.81
Bill Pmt -Check	02/09/2017	1564	Bank 7	Loan 1010609	1107 · Checkin...	34,626.32		-901,835.49
Bill Pmt -Check	02/09/2017	1565	Navitas Assets		1107 · Checkin...	19,566.00		-882,269.49
Bill Pmt -Check	02/09/2017	1573	Navitas Utility Corpo...		1107 · Checkin...	104,012.52		-778,256.97
Bill Pmt -Check	02/15/2017	1576	Navitas Utility Corpo...		1107 · Checkin...	110,000.00		-668,256.97
Bill Pmt -Check	02/27/2017	1579	Navitas Utility Corpo...		1107 · Checkin...	50,534.50		-617,722.47
Bill	02/28/2017	1702F...	Navitas Utility Corpo...		-SPLIT-		234,704.00	-852,426.47
Bill	03/01/2017	PUD 2...	Oklahoma Corp Co...		1405 · Prepaid...		1,040.00	-853,466.47

Fort Cobb Fuel Authority
General Ledger
As of December 31, 2017

Type	Date	Num	Name	Memo	Split	Debit	Credit	Balance
Bill	03/01/2017	170227	Bank 7	Loan 1010609	-SPLIT-		34,626.32	-888,092.79
Bill	03/01/2017	1703F...	Navitas Assets		931 · Rents		6,484.00	-894,576.79
Bill Pmt -Check	03/06/2017	1581	Bank 7	Loan 1010609	1107 · Checkin...	34,626.32		-859,950.47
Bill Pmt -Check	03/06/2017	1582	Oklahoma Corp Co...		1107 · Checkin...	1,040.00		-858,910.47
Bill Pmt -Check	03/06/2017	1583	Navitas Assets		1107 · Checkin...	32,610.00		-826,300.47
Bill Pmt -Check	03/06/2017	1584	Navitas Utility Corpo...		1107 · Checkin...	14,000.00		-812,300.47
Bill Pmt -Check	03/13/2017	1585	Navitas Utility Corpo...		1107 · Checkin...	178,527.00		-633,773.47
Bill Pmt -Check	03/17/2017	1587	Navitas Utility Corpo...		1107 · Checkin...	31,310.47		-602,463.00
Bill Pmt -Check	03/22/2017	1588	Navitas Utility Corpo...		1107 · Checkin...	61,201.00		-541,262.00
Bill	03/31/2017	1703F...	Navitas Utility Corpo...		-SPLIT-		207,140.00	-748,402.00
Bill	04/01/2017	170331	Bank 7	Loan 1010609	-SPLIT-		34,626.32	-783,028.32
Bill	04/01/2017	1704F...	Navitas Assets		931 · Rents		6,484.00	-789,512.32
Bill Pmt -Check	04/04/2017	1597	Navitas Assets		1107 · Checkin...	19,560.00		-769,952.32
Bill Pmt -Check	04/04/2017	1598	Navitas Utility Corpo...		1107 · Checkin...	50,000.00		-719,952.32
Bill Pmt -Check	04/12/2017	1601	Navitas Utility Corpo...		1107 · Checkin...	50,000.00		-669,952.32
Bill Pmt -Check	04/21/2017	Transfer	Bank 7	Loan 1010609	1107 · Checkin...	34,626.32		-635,326.00
Bill Pmt -Check	04/21/2017	1603	Navitas Utility Corpo...		1107 · Checkin...	65,109.00		-570,217.00
Bill Pmt -Check	04/27/2017	1604	Navitas Utility Corpo...		1107 · Checkin...	50,000.00		-520,217.00
General Journal	04/28/2017	LOC	Navitas Utility Corpo...	Loan from Wi...	2304 · ML - Wi...	100,000.00		-420,217.00
Bill Pmt -Check	04/28/2017		Navitas Utility Corpo...	QuickBooks g...	1107 · Checkin...	0.00		-420,217.00
Bill	04/30/2017	1704F...	Navitas Utility Corpo...		-SPLIT-		148,565.84	-568,782.84
Bill	05/01/2017	170502	Bank 7	Loan 1010609	-SPLIT-		34,626.32	-603,409.16
Bill	05/01/2017	1705F...	Navitas Assets		931 · Rents		6,484.00	-609,893.16
Bill Pmt -Check	05/02/2017	1605	Navitas Utility Corpo...		1107 · Checkin...	6,000.00		-603,893.16
Bill Pmt -Check	05/08/2017	1609	Navitas Utility Corpo...		1107 · Checkin...	5,000.00		-598,893.16
Bill Pmt -Check	05/11/2017	1615	Navitas Utility Corpo...		1107 · Checkin...	30,000.00		-568,893.16
Bill Pmt -Check	05/15/2017	Transfer	Navitas Utility Corpo...		1107 · Checkin...	20,000.00		-548,893.16
Bill Pmt -Check	05/23/2017	1616	Navitas Utility Corpo...		1107 · Checkin...	10,997.00		-537,896.16
Bill Pmt -Check	05/24/2017	Transfer	Bank 7	Loan 1010609	1107 · Checkin...	34,626.32		-503,269.84
Bill Pmt -Check	05/26/2017	1619	Navitas Utility Corpo...		1107 · Checkin...	20,704.00		-482,565.84
Bill	05/31/2017	1705F...	Navitas Utility Corpo...		-SPLIT-		134,699.78	-617,265.62
Bill	06/01/2017	170605	Bank 7	Loan 1010609	-SPLIT-		34,626.32	-651,891.94
Bill	06/01/2017	PUD 2...	Oklahoma Corp Co...		1405 · Prepaid...		1,053.64	-652,945.58
Bill	06/01/2017	1706F...	Navitas Assets		931 · Rents		6,484.00	-659,429.58
Bill Pmt -Check	06/07/2017	1623	Oklahoma Corp Co...		1107 · Checkin...	1,053.64		-658,375.94
Bill Pmt -Check	06/12/2017	1626	Navitas Utility Corpo...		1107 · Checkin...	25,000.00		-633,375.94
Bill Pmt -Check	06/13/2017	1627	Navitas Utility Corpo...		1107 · Checkin...	19,000.00		-614,375.94
Bill Pmt -Check	06/14/2017	1628	Navitas Utility Corpo...		1107 · Checkin...	8,000.00		-606,375.94
Bill Pmt -Check	06/15/2017	1629	Navitas Utility Corpo...		1107 · Checkin...	10,000.00		-596,375.94
Bill Pmt -Check	06/23/2017	Transfer	Bank 7	Loan 1010609	1107 · Checkin...	34,626.32		-561,749.62
Bill Pmt -Check	06/27/2017	Transfer	Navitas Utility Corpo...		1107 · Checkin...	8,000.00		-553,749.62
Bill Pmt -Check	06/29/2017	Transfer	Navitas Utility Corpo...		1107 · Checkin...	1,000.00		-552,749.62
Bill Pmt -Check	06/30/2017	1632	Navitas Utility Corpo...		1107 · Checkin...	2,000.00		-550,749.62
Bill	06/30/2017	1706F...	Navitas Utility Corpo...		-SPLIT-		150,733.15	-701,482.77
Bill	07/01/2017	2018-...	Oklahoma Corp Co...		1406 · Prepaid...		13,450.91	-714,933.68
Bill	07/01/2017	170706	Bank 7	Loan 1010609	-SPLIT-		34,626.32	-749,560.00
Bill	07/01/2017	1707F...	Navitas Assets		931 · Rents		6,484.00	-756,044.00
Bill Pmt -Check	07/05/2017	Transfer	Navitas Utility Corpo...		1107 · Checkin...	2,000.00		-754,044.00
Bill Pmt -Check	07/07/2017	1634	Navitas Utility Corpo...		1107 · Checkin...	10,000.00		-744,044.00

Fort Cobb Fuel Authority
General Ledger
As of December 31, 2017

Type	Date	Num	Name	Memo	Split	Debit	Credit	Balance
Bill Pmt -Check	07/11/2017	1636	Navitas Utility Corpo...	VOID:	1107 · Checkin...	0.00		-744,044.00
Bill Pmt -Check	07/11/2017	1637	Navitas Utility Corpo...		1107 · Checkin...	18,000.00		-726,044.00
Bill Pmt -Check	07/12/2017	1639	Navitas Utility Corpo...		1107 · Checkin...	6,000.00		-720,044.00
Bill Pmt -Check	07/13/2017	1640	Navitas Utility Corpo...		1107 · Checkin...	15,000.00		-705,044.00
Bill Pmt -Check	07/17/2017	1641	Navitas Utility Corpo...		1107 · Checkin...	5,000.00		-700,044.00
Bill Pmt -Check	07/21/2017	1643	Bank 7	Loan 1010609	1107 · Checkin...	34,626.32		-665,417.68
Bill Pmt -Check	07/25/2017	1644	Navitas Utility Corpo...		1107 · Checkin...	10,000.00		-655,417.68
Bill Pmt -Check	07/31/2017	Transfer	Navitas Utility Corpo...		1107 · Checkin...	5,000.00		-650,417.68
Bill	07/31/2017	1707F...	Navitas Utility Corpo...		-SPLIT-		126,872.49	-777,290.17
Bill	08/01/2017	170731	Bank 7	Loan 1010609	-SPLIT-		34,626.32	-811,916.49
Bill	08/01/2017	1708F...	Navitas Assets		931 · Rents		6,484.00	-818,400.49
Bill Pmt -Check	08/09/2017	1645	Navitas Utility Corpo...		1107 · Checkin...	30,000.00		-788,400.49
Bill Pmt -Check	08/11/2017	1647	Navitas Utility Corpo...		1107 · Checkin...	15,000.00		-773,400.49
Bill Pmt -Check	08/21/2017	1648	Bank 7	Loan 1010609	1107 · Checkin...	34,626.32		-738,774.17
Bill Pmt -Check	08/21/2017	1649	Navitas Assets		1107 · Checkin...	6,376.00		-732,398.17
Bill Pmt -Check	08/22/2017	1651	Navitas Utility Corpo...		1107 · Checkin...	5,140.00		-727,258.17
Bill Pmt -Check	08/28/2017	1652	Navitas Utility Corpo...		1107 · Checkin...	25,000.00		-702,258.17
Bill	08/31/2017	1708F...	Navitas Utility Corpo...		-SPLIT-		141,227.38	-843,485.55
Bill	09/01/2017	PUD 2...	Oklahoma Corp Co...		1405 · Prepaid...		865.91	-844,351.46
Bill Pmt -Check	09/01/2017	1653	Oklahoma Corp Co...		1107 · Checkin...	13,450.91		-830,900.55
Bill	09/01/2017	170901	Bank 7	Loan 1010609	-SPLIT-		34,626.32	-865,526.87
Bill	09/01/2017	1709F...	Navitas Assets		931 · Rents		6,484.00	-872,010.87
Bill Pmt -Check	09/11/2017	1654	Navitas Utility Corpo...		1107 · Checkin...	12,000.00		-860,010.87
Bill Pmt -Check	09/12/2017	1655	Navitas Utility Corpo...		1107 · Checkin...	13,000.00		-847,010.87
Bill Pmt -Check	09/19/2017	1656	Navitas Utility Corpo...		1107 · Checkin...	10,000.00		-837,010.87
Bill Pmt -Check	09/20/2017	1657	Navitas Assets		1107 · Checkin...	6,484.00		-830,526.87
Bill Pmt -Check	09/22/2017	Transfer	Bank 7	Loan 1010609	1107 · Checkin...	34,626.32		-795,900.55
Bill Pmt -Check	09/26/2017	1658	Navitas Utility Corpo...		1107 · Checkin...	3,000.00		-792,900.55
General Journal	09/29/2017	LOC	Navitas Utility Corpo...	Loan from Wi...	2304 · ML - Wi...	75,000.00		-717,900.55
Bill Pmt -Check	09/29/2017		Navitas Utility Corpo...	QuickBooks g...	1107 · Checkin...	0.00		-717,900.55
Bill Pmt -Check	09/29/2017	1659	Navitas Utility Corpo...		1107 · Checkin...	5,000.00		-712,900.55
Bill	09/30/2017	1709F...	Navitas Utility Corpo...		-SPLIT-		204,117.27	-917,017.82
Bill	10/01/2017	171001	Bank 7	Loan 1010609	-SPLIT-		34,626.32	-951,644.14
Bill	10/01/2017	1710F...	Navitas Assets		931 · Rents		6,484.00	-958,128.14
Bill Pmt -Check	10/03/2017	1660	Navitas Utility Corpo...		1107 · Checkin...	1,800.00		-956,328.14
General Journal	10/03/2017	LOC	Navitas Utility Corpo...	Loan from Wi...	2304 · ML - Wi...	52,000.00		-904,328.14
Bill Pmt -Check	10/03/2017		Navitas Utility Corpo...	QuickBooks g...	1107 · Checkin...	0.00		-904,328.14
Bill Pmt -Check	10/10/2017	1665	Oklahoma Corp Co...		1107 · Checkin...	865.91		-903,462.23
Bill Pmt -Check	10/17/2017	1667	Navitas Utility Corpo...		1107 · Checkin...	60,000.00		-843,462.23
Bill Pmt -Check	10/19/2017	1668	Navitas Utility Corpo...		1107 · Checkin...	7,000.00		-836,462.23
General Journal	10/20/2017	LOC	Navitas Utility Corpo...	Loan from Wi...	2304 · ML - Wi...	48,000.00		-788,462.23
Bill Pmt -Check	10/20/2017		Navitas Utility Corpo...	QuickBooks g...	1107 · Checkin...	0.00		-788,462.23
Bill Pmt -Check	10/27/2017	Transfer	Bank 7	Loan 1010609	1107 · Checkin...	34,626.32		-753,835.91
General Journal	10/30/2017	LOC	Navitas Utility Corpo...	Loan from Wi...	2304 · ML - Wi...	20,000.00		-733,835.91
Bill Pmt -Check	10/30/2017		Navitas Utility Corpo...	QuickBooks g...	1107 · Checkin...	0.00		-733,835.91
General Journal	10/31/2017	LOC	Navitas Utility Corpo...	Loan from Wi...	2304 · ML - Wi...	45,000.00		-688,835.91
Bill Pmt -Check	10/31/2017		Navitas Utility Corpo...	QuickBooks g...	1107 · Checkin...	0.00		-688,835.91
Bill	10/31/2017	1710F...	Navitas Utility Corpo...		-SPLIT-		127,928.58	-816,764.49
Bill	11/01/2017	171030	Bank 7	Loan 1010609	-SPLIT-		36,357.63	-853,122.12

Fort Cobb Fuel Authority
General Ledger
As of December 31, 2017

Type	Date	Num	Name	Memo	Split	Debit	Credit	Balance
General Journal	11/01/2017	LOC	Navitas Utility Corpo...	Loan from Wi...	2304 · ML - Wi...	10,000.00		-843,122.12
Bill Pmt -Check	11/01/2017		Navitas Utility Corpo...	QuickBooks g...	1107 · Checkin...	0.00		-843,122.12
Bill Pmt -Check	11/01/2017	1672	Navitas Utility Corpo...		1107 · Checkin...	3,000.00		-840,122.12
Bill	11/01/2017	1711F...	Navitas Assets		931 · Rents		6,484.00	-846,606.12
Bill Pmt -Check	11/15/2017	1675	Navitas Utility Corpo...		1107 · Checkin...	31,198.77		-815,407.35
Bill Pmt -Check	11/16/2017	1676	Navitas Assets		1107 · Checkin...	11,484.00		-803,923.35
Bill Pmt -Check	11/22/2017	Transfer	Bank 7	Loan 1010609	1107 · Checkin...	36,357.63		-767,565.72
Bill Pmt -Check	11/28/2017	1681	Navitas Utility Corpo...		1107 · Checkin...	100,000.00		-667,565.72
Bill	11/30/2017	1711F...	Navitas Utility Corpo...		-SPLIT-		144,571.37	-812,137.09
Bill	12/01/2017	PUD 2...	Oklahoma Corp Co...		1405 · Prepaid...		865.91	-813,003.00
Bill	12/01/2017	171201	Bank 7	Loan 1010609	-SPLIT-		34,626.32	-847,629.32
Bill	12/01/2017	1712F...	Navitas Assets		931 · Rents		6,484.00	-854,113.32
Bill	12/01/2017	2017 ...	Navitas Utility Corpo...		887 · Maintena...		29,663.81	-883,777.13
Bill Pmt -Check	12/11/2017	1682	Oklahoma Corp Co...		1107 · Checkin...	865.91		-882,911.22
Bill Pmt -Check	12/12/2017	1683	Navitas Utility Corpo...		1107 · Checkin...	40,000.00		-842,911.22
Bill Pmt -Check	12/14/2017	1684	Navitas Utility Corpo...		1107 · Checkin...	26,872.49		-816,038.73
Bill Pmt -Check	12/19/2017	Transfer	Bank 7	Loan 1010609	1107 · Checkin...	34,626.32		-781,412.41
Bill Pmt -Check	12/19/2017	1693	Navitas Utility Corpo...		1107 · Checkin...	100,000.00		-681,412.41
Bill Pmt -Check	12/28/2017	1696	Navitas Utility Corpo...		1107 · Checkin...	70,227.38		-611,185.03
Bill Pmt -Check	12/28/2017	1697	Navitas Assets		1107 · Checkin...	7,968.00		-603,217.03
Bill	12/31/2017	1712F...	Navitas Utility Corpo...		-SPLIT-		178,381.53	-781,598.56
Total 2233 · Other						2,668,908.99	2,529,774.06	-781,598.56
2243 · Dividends declared								0.00
Total 2243 · Dividends declared								0.00
2200 · A/P - Other								0.00
Total 2200 · A/P - Other								0.00
Total 2200 · A/P						2,736,086.21	2,598,299.95	-820,938.45
2100 · Payroll Liabilities								0.00
Total 2100 · Payroll Liabilities								0.00
2300 · NP								0.00
2302 · ML - RV								0.00
Total 2302 · ML - RV								0.00

Fort Cobb Fuel Authority
General Ledger
As of December 31, 2017

Type	Date	Num	Name	Memo	Split	Debit	Credit	Balance
2304 · ML - WinStar								0.00
General Journal	04/28/2017	LOC		Loan from Wi...	2233 · Other		100,000.00	-100,000.00
General Journal	07/10/2017	1160		Equity Distrib...	1816 · Investm...	12,200.00		-87,800.00
General Journal	07/18/2017	1163		Equity Distrib...	1816 · Investm...	12,200.00		-75,600.00
General Journal	08/18/2017	1166		Equity Distrib...	1816 · Investm...	24,400.00		-51,200.00
General Journal	09/14/2017	1170		Equity Distrib...	1816 · Investm...	12,200.00		-39,000.00
General Journal	09/19/2017	1171		Equity Distrib...	1816 · Investm...	24,400.00		-14,600.00
General Journal	09/29/2017	LOC		Loan from Wi...	2233 · Other		75,000.00	-89,600.00
General Journal	10/03/2017	LOC		Loan from Wi...	2233 · Other		52,000.00	-141,600.00
General Journal	10/20/2017	LOC		Loan from Wi...	2233 · Other		48,000.00	-189,600.00
General Journal	10/30/2017	LOC		Loan from Wi...	2233 · Other		20,000.00	-209,600.00
General Journal	10/31/2017	LOC		Loan from Wi...	2233 · Other		45,000.00	-254,600.00
General Journal	11/01/2017	LOC		Loan from Wi...	2233 · Other		10,000.00	-264,600.00
General Journal	11/14/2017	1177		Equity Distrib...	1816 · Investm...	24,400.00		-240,200.00
Total 2304 · ML - WinStar						109,800.00	350,000.00	-240,200.00
2307 · LOC - Bank 7								0.00
Total 2307 · LOC - Bank 7								0.00
2321 · NUC - Bank 2 LOC								0.00
Total 2321 · NUC - Bank 2 LOC								0.00
2300 · NP - Other								0.00
Total 2300 · NP - Other								0.00
Total 2300 · NP						109,800.00	350,000.00	-240,200.00
2400 · A/E								-100,601.85
2402 · Advalorem Tax Payable								0.00
General Journal	01/31/2017	170131		Monthly adval...	408 · Ad-Valor...		5,252.00	-5,252.00
General Journal	02/28/2017	170228		Monthly adval...	408 · Ad-Valor...		5,252.00	-10,504.00
General Journal	03/31/2017	170331		Monthly adval...	408 · Ad-Valor...		5,252.00	-15,756.00
General Journal	04/30/2017	170430		Monthly adval...	408 · Ad-Valor...		5,252.00	-21,008.00
General Journal	05/31/2017	170531		Monthly adval...	408 · Ad-Valor...		5,252.00	-26,260.00
General Journal	06/30/2017	170630		Monthly adval...	408 · Ad-Valor...		5,252.00	-31,512.00
General Journal	07/31/2017	170731		Monthly adval...	408 · Ad-Valor...		5,252.00	-36,764.00
General Journal	08/31/2017	170831		Monthly adval...	408 · Ad-Valor...		5,252.00	-42,016.00
General Journal	09/30/2017	170930		Monthly adval...	408 · Ad-Valor...		5,252.00	-47,268.00
General Journal	10/31/2017	171031		Monthly adval...	408 · Ad-Valor...		5,252.00	-52,520.00
Bill	11/29/2017	49738.0	Caddo County Trea...	2017 Advalor...	2203 · Taxes	742.00		-51,778.00
Bill	11/29/2017	10642	Gail Dixon, Haskell ...	Haskell County	2203 · Taxes	168.00		-51,610.00
Bill	11/29/2017	12821.0	Washita County Tre...	Washita Coun...	2203 · Taxes	242.00		-51,368.00
Bill	11/29/2017	12822.0	Washita County Tre...	Washita Coun...	2203 · Taxes	1,509.50		-49,858.50
Bill	11/29/2017	12822.0	Washita County Tre...	Washita Coun...	2203 · Taxes	1,509.50		-48,349.00
General Journal	11/30/2017	171130		Monthly adval...	408 · Ad-Valor...		5,252.00	-53,601.00
Bill	11/30/2017	2017 ...	Caddo County Trea...	Caddo Count...	2203 · Taxes	23,799.00		-29,802.00
Bill	11/30/2017	2017 ...	Caddo County Trea...	Caddo Count...	2203 · Taxes	23,799.00		-6,003.00
Bill	11/30/2017	83500	Payne Country Trea...	Taxroll Item #...	2203 · Taxes	201.00		-5,802.00
Bill	11/30/2017	35865	Stephens County Tr...	Stephens Co...	2203 · Taxes	241.00		-5,561.00

Fort Cobb Fuel Authority
General Ledger
As of December 31, 2017

Type	Date	Num	Name	Memo	Split	Debit	Credit	Balance
Bill	11/30/2017	28561	Stephens County Tr...	Stephens Co...	2203 · Taxes	197.00		-5,364.00
Bill	11/30/2017	35313	Stephens County Tr...	Stephens Co...	2203 · Taxes	1,472.50		-3,891.50
Bill	11/30/2017	35313	Stephens County Tr...	Stephens Co...	2203 · Taxes	1,472.50		-2,419.00
Bill	11/30/2017	14577	Gail Dixon, Haskell ...	Haskell County	2203 · Taxes	301.00		-2,118.00
Bill	12/11/2017	17232	Hughes County Tre...	Owner ID# 99...	2203 · Taxes	8.00		-2,110.00
Bill	12/15/2017	46439	Pittsburgh County Tr...	Owner id# 22...	2203 · Taxes	19.00		-2,091.00
Bill	12/15/2017	46441	Pittsburgh County Tr...	Owner id# 22...	2203 · Taxes	21.00		-2,070.00
Bill	12/15/2017	46442	Pittsburgh County Tr...	Owner id# 22...	2203 · Taxes	43.00		-2,027.00
Bill	12/15/2017	46443	Pittsburgh County Tr...	Owner id# 22...	2203 · Taxes	40.00		-1,987.00
Bill	12/15/2017	50482	Pittsburgh County Tr...	Owner id# 22...	2203 · Taxes	182.00		-1,805.00
General Journal	12/31/2017	171231		Monthly adval...	408 · Ad-Valor...	1,805.00		0.00
Total 2402 · Advalorem Tax Payable						57,772.00	57,772.00	0.00
2403 · Sales Tax Payable								-3,768.48
Invoice	01/01/2017	1701K...	Navitas KY NG LLC	Out-of-state s...	1253 · Other	0.00		-3,768.48
Invoice	01/01/2017	1701T...	Navitas TN NG LLC	Out-of-state s...	1253 · Other	0.00		-3,768.48
General Journal	01/10/2017	5346	Oklahoma Tax Com...	Hendricks OVR	480.01 · Resid...	12.96		-3,755.52
General Journal	01/10/2017	5346	Oklahoma Tax Com...	Hendricks OVR	480.01 · Resid...		4.14	-3,759.66
Check	01/20/2017	ACH	Oklahoma Tax Com...	January 2017 ...	1107 · Checkin...	7,373.45		3,613.79
Check	01/20/2017	ACH	Oklahoma Tax Com...	December 20...	1107 · Checkin...	3,014.08		6,627.87
Check	01/20/2017	ACH	Oklahoma Tax Com...	December Es...	1107 · Checkin...		4,724.32	1,903.55
General Journal	01/31/2017	5352	Oklahoma Tax Com...		480.01 · Resid...		9,919.46	-8,015.91
General Journal	01/31/2017	5356	Oklahoma Tax Com...		480.01 · Resid...		18.37	-8,034.28
General Journal	01/31/2017	5358	Oklahoma Tax Com...	Family Diner, ...	481.11 · Com...		15.92	-8,050.20
General Journal	01/31/2017	5360	Oklahoma Tax Com...	Esther Page, ...	480.01 · Resid...		0.96	-8,051.16
Invoice	02/01/2017	1702K...	Navitas KY NG LLC	Out-of-state s...	1253 · Other	0.00		-8,051.16
Invoice	02/01/2017	1702T...	Navitas TN NG LLC	Out-of-state s...	1253 · Other	0.00		-8,051.16
General Journal	02/14/2017	161236	Oklahoma Tax Com...	03323 Adj La...	480.01 · Resid...	0.90		-8,050.26
Check	02/21/2017	ACH	Oklahoma Tax Com...	January 2017 ...	1107 · Checkin...	9,150.43		1,100.17
Check	02/21/2017	ACH	Oklahoma Tax Com...	January 2017 ...	1107 · Checkin...		7,373.45	-6,273.28
Check	02/21/2017	ACH	Oklahoma Tax Com...	February 201...	1107 · Checkin...	9,513.03		3,239.75
General Journal	02/28/2017	547	Oklahoma Tax Com...	Final bills 2/1 ...	480.01 · Resid...		35.39	3,204.36
General Journal	02/28/2017	548	Oklahoma Tax Com...	Mandy Riner f...	480.01 · Resid...		0.53	3,203.83
General Journal	02/28/2017	550	Oklahoma Tax Com...	JD Wann bill ...	480.01 · Resid...	20.25		3,224.08
General Journal	02/28/2017	551	Oklahoma Tax Com...	Dudgeon final	480.01 · Resid...		0.44	3,223.64
General Journal	02/28/2017	552	Oklahoma Tax Com...	Botone final	480.01 · Resid...		1.25	3,222.39
General Journal	02/28/2017	555	Oklahoma Tax Com...		480.01 · Resid...		6,504.79	-3,282.40
Invoice	03/01/2017	1703K...	Navitas KY NG LLC	Out-of-state s...	1253 · Other	0.00		-3,282.40
Invoice	03/01/2017	1703T...	Navitas TN NG LLC	Out-of-state s...	1253 · Other	0.00		-3,282.40
General Journal	03/03/2017	170204	Oklahoma Tax Com...	Shoff 03367 ...	480.01 · Resid...		1.35	-3,283.75
General Journal	03/09/2017	2520	Oklahoma Tax Com...	T Kelley bill er...	480.09 · Resid...	0.55		-3,283.20
General Journal	03/09/2017	2520	Oklahoma Tax Com...	T Kelley bill er...	480.09 · Resid...		1.59	-3,284.79
Check	03/20/2017	ACH	Oklahoma Tax Com...	March 2017 S...	1107 · Checkin...	6,642.80		3,358.01
Check	03/20/2017	ACH	Oklahoma Tax Com...	February 201...	1107 · Checkin...	10,667.01		14,025.02
Check	03/20/2017	ACH	Oklahoma Tax Com...	February 201...	1107 · Checkin...		9,513.03	4,511.99
General Journal	03/31/2017	170305	Oklahoma Tax Com...		480.01 · Resid...		4,417.36	94.63
General Journal	03/31/2017	170309	Oklahoma Tax Com...	Final bills	480.01 · Resid...		3.95	90.68
General Journal	03/31/2017	170312	Oklahoma Tax Com...	Leonard Jack...	480.01 · Resid...	8.67		99.35

Fort Cobb Fuel Authority
General Ledger
As of December 31, 2017

Type	Date	Num	Name	Memo	Split	Debit	Credit	Balance
Invoice	04/01/2017	1704K...	Navitas KY NG LLC	Out-of-state s...	1253 · Other	0.00		99.35
Invoice	04/01/2017	1704T...	Navitas TN NG LLC	Out-of-state s...	1253 · Other	0.00		99.35
Check	04/20/2017	ACH	Oklahoma Tax Com...	April 2017 Sal...	1107 · Checkin...	4,405.43		4,504.78
Check	04/20/2017	ACH	Oklahoma Tax Com...	March 2017 S...	1107 · Checkin...	7,063.58		11,568.36
Check	04/20/2017	ACH	Oklahoma Tax Com...	March 2017 E...	1107 · Checkin...		6,642.80	4,925.56
General Journal	04/30/2017	LOC	Oklahoma Tax Com...		480.01 · Resid...		3,044.73	1,880.83
General Journal	04/30/2017	LOC	Oklahoma Tax Com...	Final bills, April	480.01 · Resid...		0.79	1,880.04
Invoice	05/01/2017	1705K...	Navitas KY NG LLC	Out-of-state s...	1253 · Other	0.00		1,880.04
Invoice	05/01/2017	1705T...	Navitas TN NG LLC	Out-of-state s...	1253 · Other	0.00		1,880.04
General Journal	05/03/2017	Flood...	Oklahoma Tax Com...	Flood Credit 5...	480.01 · Resid...	50.40		1,930.44
Check	05/19/2017	ACH	Oklahoma Tax Com...	May 2017 Sal...	1107 · Checkin...	3,076.85		5,007.29
Check	05/19/2017	ACH	Oklahoma Tax Com...	April 2017 Sal...	1107 · Checkin...	4,967.08		9,974.37
Check	05/19/2017	ACH	Oklahoma Tax Com...	April 2017 Est...	1107 · Checkin...		4,405.43	5,568.94
General Journal	05/31/2017	170509	Oklahoma Tax Com...	May final bills ...	480.01 · Resid...		2.99	5,565.95
General Journal	05/31/2017	170512	Oklahoma Tax Com...		480.01 · Resid...		2,595.26	2,970.69
General Journal	06/01/2017	170511	Oklahoma Tax Com...	D Lisenberry f...	480.01 · Resid...		0.28	2,970.41
Invoice	06/01/2017	1706K...	Navitas KY NG LLC	Out-of-state s...	1253 · Other	0.00		2,970.41
Invoice	06/01/2017	1706T...	Navitas TN NG LLC	Out-of-state s...	1253 · Other	0.00		2,970.41
General Journal	06/19/2017	170604	Oklahoma Tax Com...	Pamela Corle...	1243 · Custom...	3.75		2,974.16
Check	06/20/2017	ACH	Oklahoma Tax Com...	June 2017 Sa...	1107 · Checkin...	2,404.23		5,378.39
Check	06/20/2017	ACH	Oklahoma Tax Com...	May 2017 Sal...	1107 · Checkin...	3,361.99		8,740.38
Check	06/20/2017	ACH	Oklahoma Tax Com...	May 2017 Est...	1107 · Checkin...		3,076.85	5,663.53
General Journal	06/30/2017	170332	Oklahoma Tax Com...		480.01 · Resid...		2,179.16	3,484.37
General Journal	06/30/2017	170337	Oklahoma Tax Com...	Final bills 6/2 ...	480.01 · Resid...		1.17	3,483.20
Invoice	07/01/2017	1707K...	Navitas KY NG LLC	Out-of-state s...	1253 · Other	0.00		3,483.20
Invoice	07/01/2017	1707T...	Navitas TN NG LLC	Out-of-state s...	1253 · Other	0.00		3,483.20
Check	07/20/2017	ACH	Oklahoma Tax Com...	July 2017 Sal...	1107 · Checkin...	2,335.47		5,818.67
Check	07/20/2017	ACH	Oklahoma Tax Com...	June 2017 Sa...	1107 · Checkin...	2,941.37		8,760.04
Check	07/20/2017	ACH	Oklahoma Tax Com...	June 2017 Es...	1107 · Checkin...		2,404.23	6,355.81
General Journal	07/31/2017	170733	Oklahoma Tax Com...		480.01 · Resid...		1,902.76	4,453.05
General Journal	07/31/2017	170737	Oklahoma Tax Com...	Final bills 7/2 ...	480.01 · Resid...		3.63	4,449.42
Invoice	08/01/2017	1708K...	Navitas KY NG LLC	Out-of-state s...	1253 · Other	0.00		4,449.42
Invoice	08/01/2017	1708T...	Navitas TN NG LLC	Out-of-state s...	1253 · Other	0.00		4,449.42
Check	08/21/2017	ACH	Oklahoma Tax Com...	August 2017 ...	1107 · Checkin...	2,014.36		6,463.78
Check	08/21/2017	ACH	Oklahoma Tax Com...	July 2017 Sal...	1107 · Checkin...	2,532.10		8,995.88
Check	08/21/2017	ACH	Oklahoma Tax Com...	July 2017 Esti...	1107 · Checkin...		2,335.47	6,660.41
General Journal	08/31/2017	170810	Oklahoma Tax Com...	Final bills 8/2 ...	480.01 · Resid...		1.75	6,658.66
General Journal	08/31/2017	170811	Oklahoma Tax Com...		480.01 · Resid...		1,910.91	4,747.75
Invoice	09/01/2017	1709K...	Navitas KY NG LLC	Out-of-state s...	1253 · Other	0.00		4,747.75
Invoice	09/01/2017	1709T...	Navitas TN NG LLC	Out-of-state s...	1253 · Other	0.00		4,747.75
Check	09/20/2017	ACH	Oklahoma Tax Com...	September 20...	1107 · Checkin...	2,229.02		6,976.77
Check	09/20/2017	ACH	Oklahoma Tax Com...	August 2017 ...	1107 · Checkin...	2,123.34		9,100.11
Check	09/20/2017	ACH	Oklahoma Tax Com...	August 2017 ...	1107 · Checkin...		2,014.36	7,085.75
General Journal	09/30/2017	LOC	Oklahoma Tax Com...	Final bills 9/2 ...	480.01 · Resid...		1.71	7,084.04
General Journal	09/30/2017	LOC	Oklahoma Tax Com...		480.01 · Resid...		1,977.47	5,106.57
Invoice	10/01/2017	1710K...	Navitas KY NG LLC	Out-of-state s...	1253 · Other	0.00		5,106.57
Invoice	10/01/2017	1710T...	Navitas TN NG LLC	Out-of-state s...	1253 · Other	0.00		5,106.57
General Journal	10/06/2017	171003	Oklahoma Tax Com...	02200 Steve ...	480.01 · Resid...	0.05		5,106.62
Check	10/20/2017	ACH	Oklahoma Tax Com...	October 2017...	1107 · Checkin...	2,446.47		7,553.09

Fort Cobb Fuel Authority
General Ledger
As of December 31, 2017

Type	Date	Num	Name	Memo	Split	Debit	Credit	Balance
Check	10/20/2017	ACH	Oklahoma Tax Com...	September 20...	1107 · Checkin...	2,281.92		9,835.01
Check	10/20/2017	ACH	Oklahoma Tax Com...	September 20...	1107 · Checkin...		2,229.02	7,605.99
General Journal	10/31/2017	171014	Oklahoma Tax Com...	Suzanne Cott...	480.01 · Resid...	1.65		7,607.64
General Journal	10/31/2017	LOC	Oklahoma Tax Com...	Final bills, Oct...	480.01 · Resid...		1.51	7,606.13
General Journal	10/31/2017	171019	Oklahoma Tax Com...		480.01 · Resid...		1,946.78	5,659.35
Invoice	11/01/2017	1711K...	Navitas KY NG LLC	Out-of-state s...	1253 · Other	0.00		5,659.35
Invoice	11/01/2017	1711T...	Navitas TN NG LLC	Out-of-state s...	1253 · Other	0.00		5,659.35
Check	11/20/2017	ACH	Oklahoma Tax Com...	November 20...	1107 · Checkin...	2,650.25		8,309.60
Check	11/20/2017	ACH	Oklahoma Tax Com...	October 2017...	1107 · Checkin...	2,315.09		10,624.69
Check	11/20/2017	ACH	Oklahoma Tax Com...	October 2017...	1107 · Checkin...		2,446.47	8,178.22
General Journal	11/30/2017	2536	Oklahoma Tax Com...	Final bills 11/...	480.01 · Resid...		8.18	8,170.04
General Journal	11/30/2017	171132	Oklahoma Tax Com...		480.01 · Resid...		3,806.73	4,363.31
General Journal	12/01/2017	2534	Oklahoma Tax Com...	David Thoma...	480.01 · Resid...	12.26		4,375.57
General Journal	12/01/2017	2534	Oklahoma Tax Com...	David Thoma...	480.01 · Resid...		3.37	4,372.20
Invoice	12/01/2017	1712K...	Navitas KY NG LLC	Out-of-state s...	1253 · Other	0.00		4,372.20
Invoice	12/01/2017	1712T...	Navitas TN NG LLC	Out-of-state s...	1253 · Other	0.00		4,372.20
General Journal	12/11/2017	170933	Oklahoma Tax Com...	Christina Griff...	480.01 · Resid...		7.38	4,364.82
General Journal	12/12/2017	170932	Oklahoma Tax Com...	Krista Anthon...	480.01 · Resid...	8.13		4,372.95
General Journal	12/12/2017	170932	Oklahoma Tax Com...	Krista Anthon...	480.01 · Resid...		1.10	4,371.85
Check	12/20/2017	ACH	Oklahoma Tax Com...	December 20...	1107 · Checkin...	4,371.26		8,743.11
Check	12/20/2017	ACH	Oklahoma Tax Com...	November 20...	1107 · Checkin...	2,466.40		11,209.51
Check	12/20/2017	ACH	Oklahoma Tax Com...	November 20...	1107 · Checkin...		2,650.25	8,559.26
General Journal	12/28/2017	171229	Oklahoma Tax Com...	Dec final bills	480.01 · Resid...		9.89	8,549.37
General Journal	12/31/2017	180101	Oklahoma Tax Com...		480.01 · Resid...		5,600.93	2,948.44
General Journal	12/31/2017	171231	Oklahoma Tax Com...	Sales Tax Adj...	2413 · Custom...		4,178.11	-1,229.67
Total 2403 · Sales Tax Payable						102,466.58	99,927.77	-1,229.67
2404 · Customer Refunds Payable								-2,455.66
General Journal	02/01/2017	170201		Marian Ramir...	1107 · Checkin...		81.83	-2,537.49
General Journal	04/10/2017	170410		Derric Dudley ...	1107 · Checkin...	84.73		-2,452.76
Check	11/01/2017	1671	Oklahoma State Tre...	Unclaimed Pr...	1107 · Checkin...	528.07		-1,924.69
Total 2404 · Customer Refunds Payable						612.80	81.83	-1,924.69

Fort Cobb Fuel Authority
General Ledger
As of December 31, 2017

Type	Date	Num	Name	Memo	Split	Debit	Credit	Balance
2405 · Franchise Tax Pay-Binger								-415.69
General Journal	01/31/2017	5352			480.01 · Resid...		679.70	-1,095.39
General Journal	02/28/2017	547		Final bills 2/1 ...	480.01 · Resid...		0.74	-1,096.13
General Journal	02/28/2017	555			480.01 · Resid...		464.88	-1,561.01
General Journal	03/31/2017	170305			480.01 · Resid...		325.30	-1,886.31
Bill	03/31/2017	Q1 2017	Town of Binger	1st Qtr 2017 ...	2203 · Taxes	1,628.42		-257.89
General Journal	04/30/2017	LOC			480.01 · Resid...		204.74	-462.63
General Journal	05/31/2017	170509		May final bills ...	480.01 · Resid...		0.61	-463.24
General Journal	05/31/2017	170512			480.01 · Resid...		183.35	-646.59
General Journal	06/30/2017	170332			480.01 · Resid...		157.71	-804.30
General Journal	06/30/2017	170337		Final bills 6/2 ...	480.01 · Resid...		0.22	-804.52
Bill	06/30/2017	Q2 2017	Town of Binger	2nd Qtr 2017 ...	2203 · Taxes	685.87		-118.65
General Journal	07/31/2017	170733			480.01 · Resid...		127.94	-246.59
General Journal	08/31/2017	170811			480.01 · Resid...		122.43	-369.02
General Journal	09/30/2017	LOC		Final bills 9/2 ...	480.01 · Resid...		0.22	-369.24
General Journal	09/30/2017	LOC			480.01 · Resid...		149.80	-519.04
Bill	09/30/2017	Q3 2017	Town of Binger	3rd Qtr 2017 ...	2203 · Taxes	497.95		-21.09
General Journal	10/31/2017	171019			480.01 · Resid...		130.85	-151.94
General Journal	11/30/2017	2536		Final bills 11/...	480.01 · Resid...		0.43	-152.37
General Journal	11/30/2017	171132			480.01 · Resid...		265.55	-417.92
General Journal	12/31/2017	180101			480.01 · Resid...		370.43	-788.35
Bill	12/31/2017	Q4 2017	Town of Binger	4th Qtr 2017 ...	2203 · Taxes	534.71		-253.64
Total 2405 · Franchise Tax Pay-Binger						3,346.95	3,184.90	-253.64
2406 · Franchise Tax Pay-Gracemont								-787.57
General Journal	01/31/2017	5352			480.01 · Resid...		405.02	-1,192.59
General Journal	01/31/2017	5356			480.01 · Resid...		4.27	-1,196.86
General Journal	01/31/2017	5358		Family Diner, ...	481.11 · Com...		4.77	-1,201.63
General Journal	02/28/2017	547		Final bills 2/1 ...	480.01 · Resid...		2.88	-1,204.51
General Journal	02/28/2017	552		Botone final	480.01 · Resid...		0.68	-1,205.19
General Journal	02/28/2017	555			480.01 · Resid...		269.75	-1,474.94
General Journal	03/31/2017	170305			480.01 · Resid...		164.43	-1,639.37
Bill	03/31/2017	Q1 2017	Town of Gracemont	1st Qtr 2017 ...	2203 · Taxes	877.19		-762.18
General Journal	04/30/2017	LOC			480.01 · Resid...		94.45	-856.63
General Journal	05/31/2017	170512			480.01 · Resid...		83.05	-939.68
General Journal	06/30/2017	170332			480.01 · Resid...		65.10	-1,004.78
Bill	06/30/2017	Q2 2017	Town of Gracemont	2nd Qtr 2017 ...	2203 · Taxes	386.51		-618.27
General Journal	07/31/2017	170733			480.01 · Resid...		46.69	-664.96
General Journal	08/31/2017	170811			480.01 · Resid...		51.23	-716.19
General Journal	09/30/2017	LOC			480.01 · Resid...		53.94	-770.13
Bill	09/30/2017	Q3 2017	Town of Gracemont	3rd Qtr 2017 ...	2203 · Taxes	178.94		-591.19
General Journal	10/31/2017	LOC		Final bills, Oct...	480.01 · Resid...		0.11	-591.30
General Journal	10/31/2017	171019			480.01 · Resid...		59.54	-650.84
General Journal	11/30/2017	2536		Final bills 11/...	480.01 · Resid...		2.14	-652.98
General Journal	11/30/2017	171132			480.01 · Resid...		149.77	-802.75
General Journal	12/12/2017	170932		Krista Anthon...	480.01 · Resid...	4.43		-798.32
General Journal	12/12/2017	170932		Krista Anthon...	480.01 · Resid...		0.60	-798.92
General Journal	12/28/2017	171229		Dec final bills	480.01 · Resid...		1.82	-800.74

Fort Cobb Fuel Authority
General Ledger
As of December 31, 2017

Type	Date	Num	Name	Memo	Split	Debit	Credit	Balance
General Journal	12/31/2017	180101			480.01 · Resid...		220.13	-1,020.87
Bill	12/31/2017	Q4 2017	Town of Gracemont	4th Qtr 2017 ...	2203 · Taxes	241.65		-779.22
Total 2406 · Franchise Tax Pay-Gracemont						1,688.72	1,680.37	-779.22
2407 · Franchise Tax Pay-Eakly								-2,166.82
General Journal	01/31/2017	5352			480.01 · Resid...		426.29	-2,593.11
General Journal	02/28/2017	555			480.01 · Resid...		282.81	-2,875.92
General Journal	03/31/2017	170305			480.01 · Resid...		163.32	-3,039.24
Bill	03/31/2017	Q1 2017	Town of Eakly	1st Qtr 2017 ...	2203 · Taxes	917.23		-2,122.01
General Journal	04/30/2017	LOC			480.01 · Resid...		88.96	-2,210.97
General Journal	05/31/2017	170512			480.01 · Resid...		79.11	-2,290.08
General Journal	06/30/2017	170332			480.01 · Resid...		47.17	-2,337.25
Bill	06/30/2017	Q2 2017	Town of Eakly	2nd Qtr 2017 ...	2203 · Taxes	360.96		-1,976.29
General Journal	07/31/2017	170733			480.01 · Resid...		36.68	-2,012.97
General Journal	08/31/2017	170811			480.01 · Resid...		35.15	-2,048.12
General Journal	09/30/2017	LOC			480.01 · Resid...		40.49	-2,088.61
Bill	09/30/2017	Q3 2017	Town of Eakly	3rd Qtr 2017 ...	2203 · Taxes	129.37		-1,959.24
General Journal	10/31/2017	171019			480.01 · Resid...		41.56	-2,000.80
General Journal	11/30/2017	2536		Final bills 11/...	480.01 · Resid...		0.91	-2,001.71
General Journal	11/30/2017	171132			480.01 · Resid...		103.72	-2,105.43
General Journal	12/31/2017	180101			480.01 · Resid...		189.24	-2,294.67
Bill	12/31/2017	Q4 2017	Town of Eakly	4th Qtr 2017 ...	2203 · Taxes	163.59		-2,131.08
Total 2407 · Franchise Tax Pay-Eakly						1,571.15	1,535.41	-2,131.08
2408 · Franchise Tax Pay-Colony								-239.13
General Journal	01/31/2017	5352			480.01 · Resid...		79.86	-318.99
General Journal	02/28/2017	551		Dudgeon final	480.01 · Resid...		0.34	-319.33
General Journal	02/28/2017	555			480.01 · Resid...		46.03	-365.36
General Journal	03/31/2017	170305			480.01 · Resid...		28.78	-394.14
Bill	03/31/2017	Q1 2017	Town of Colony	1st Qtr 2017 ...	2203 · Taxes	183.80		-210.34
General Journal	04/30/2017	LOC			480.01 · Resid...		15.76	-226.10
General Journal	05/31/2017	170512			480.01 · Resid...		14.06	-240.16
General Journal	06/30/2017	170332			480.01 · Resid...		8.36	-248.52
Bill	06/30/2017	Q2 2017	Town of Colony	2nd Qtr 2017 ...	2203 · Taxes	64.59		-183.93
General Journal	07/31/2017	170733			480.01 · Resid...		6.65	-190.58
General Journal	08/31/2017	170811			480.01 · Resid...		9.04	-199.62
General Journal	09/30/2017	LOC			480.01 · Resid...		7.56	-207.18
Bill	09/30/2017	Q3 2017	Town of Colony	3rd Qtr 2017 ...	2203 · Taxes	23.44		-183.74
General Journal	10/31/2017	171019			480.01 · Resid...		8.30	-192.04
General Journal	11/30/2017	171132			480.01 · Resid...		31.11	-223.15
General Journal	12/28/2017	171229		Dec final bills	480.01 · Resid...		0.43	-223.58
General Journal	12/31/2017	180101			480.01 · Resid...		47.63	-271.21
Bill	12/31/2017	Q4 2017	Town of Colony	4th Qtr 2017 ...	2203 · Taxes	37.90		-233.31
Total 2408 · Franchise Tax Pay-Colony						309.73	303.91	-233.31

Fort Cobb Fuel Authority
General Ledger
As of December 31, 2017

Type	Date	Num	Name	Memo	Split	Debit	Credit	Balance
2409 · Franchise Tax Pay-Lookeba								-254.89
General Journal	01/31/2017	5352			480.01 · Resid...		96.18	-351.07
General Journal	02/28/2017	555			480.01 · Resid...		72.81	-423.88
General Journal	03/31/2017	170305			480.01 · Resid...		47.23	-471.11
Bill	03/31/2017	Q1 2017	Town of Lookeba	1st Qtr 2017 ...	2203 · Taxes	225.22		-245.89
General Journal	04/30/2017	LOC			480.01 · Resid...		27.66	-273.55
General Journal	05/31/2017	170512			480.01 · Resid...		23.72	-297.27
General Journal	06/30/2017	170332			480.01 · Resid...		14.73	-312.00
Bill	06/30/2017	Q2 2017	Town of Lookeba	2nd Qtr 2017 ...	2203 · Taxes	103.27		-208.73
General Journal	07/31/2017	170733			480.01 · Resid...		12.43	-221.16
General Journal	08/31/2017	170811			480.01 · Resid...		12.46	-233.62
General Journal	09/30/2017	LOC			480.01 · Resid...		14.96	-248.58
Bill	09/30/2017	Q3 2017	Town of Lookeba	3rd Qtr 2017 ...	2203 · Taxes	40.83		-207.75
General Journal	10/31/2017	171019			480.01 · Resid...		15.75	-223.50
General Journal	11/30/2017	171132			480.01 · Resid...		38.23	-261.73
General Journal	12/31/2017	180101			480.01 · Resid...		55.39	-317.12
Bill	12/31/2017	Q4 2017	Town of Lookeba	4th Qtr 2017 ...	2203 · Taxes	55.39		-261.73
Total 2409 · Franchise Tax Pay-Lookeba						424.71	431.55	-261.73
2410 · Franchise Tax Pay-Bridgeport								-112.40
General Journal	01/31/2017	5352			480.01 · Resid...		57.77	-170.17
General Journal	02/28/2017	555			480.01 · Resid...		49.16	-219.33
General Journal	03/31/2017	170305			480.01 · Resid...		21.18	-240.51
Bill	03/31/2017	Q1 2017	Town of Bridgeport	1st Qtr 2017 ...	2203 · Taxes	142.64		-97.87
General Journal	04/30/2017	LOC			480.01 · Resid...		12.80	-110.67
General Journal	05/31/2017	170512			480.01 · Resid...		10.62	-121.29
General Journal	06/30/2017	170332			480.01 · Resid...		4.91	-126.20
Bill	06/30/2017	Q2 2017	Town of Bridgeport	2nd Qtr 2017 ...	2203 · Taxes	52.87		-73.33
General Journal	07/31/2017	170733			480.01 · Resid...		3.80	-77.13
General Journal	08/31/2017	170811			480.01 · Resid...		3.78	-80.91
General Journal	09/30/2017	LOC			480.01 · Resid...		5.83	-86.74
Bill	09/30/2017	Q3 2017	Town of Bridgeport	3rd Qtr 2017 ...	2203 · Taxes	11.82		-74.92
General Journal	10/31/2017	171019			480.01 · Resid...		7.22	-82.14
General Journal	11/30/2017	171132			480.01 · Resid...		23.93	-106.07
General Journal	12/31/2017	180101			480.01 · Resid...		32.06	-138.13
Bill	12/31/2017	Q4 2017	Town of Bridgeport	4th Qtr 2017 ...	2203 · Taxes	33.66		-104.47
Total 2410 · Franchise Tax Pay-Bridgeport						240.99	233.06	-104.47

Fort Cobb Fuel Authority
General Ledger
As of December 31, 2017

Type	Date	Num	Name	Memo	Split	Debit	Credit	Balance
2411 · Franchise Tax Pay-Velma								-521.03
General Journal	01/10/2017	5346		Hendricks OVR	480.01 · Resid...	5.52		-515.51
General Journal	01/10/2017	5346		Hendricks OVR	480.01 · Resid...		1.76	-517.27
General Journal	01/31/2017	5352			480.01 · Resid...		686.70	-1,203.97
General Journal	01/31/2017	5356			480.01 · Resid...		1.36	-1,205.33
General Journal	02/28/2017	547		Final bills 2/1 ...	480.01 · Resid...		8.11	-1,213.44
General Journal	02/28/2017	548		Mandy Riner f...	480.01 · Resid...		0.22	-1,213.66
General Journal	02/28/2017	555			480.01 · Resid...		360.67	-1,574.33
General Journal	03/03/2017	170204		Shoff 03367 ...	480.01 · Resid...		0.57	-1,574.90
General Journal	03/29/2017	161235		Billed closed ...	1243 · Custom...	32.41		-1,542.49
General Journal	03/31/2017	170305			480.01 · Resid...		460.98	-2,003.47
General Journal	03/31/2017	170309		Final bills	480.01 · Resid...		121.43	-2,124.90
General Journal	03/31/2017	170312		Leonard Jack...	480.01 · Resid...	7.38		-2,117.52
Bill	03/31/2017	Q1 2017	Town of Velma	1st Qtr 2017 ...	2203 · Taxes	1,358.21		-759.31
General Journal	04/30/2017	LOC			480.01 · Resid...		289.14	-1,048.45
General Journal	05/31/2017	170512			480.01 · Resid...		227.86	-1,276.31
General Journal	06/30/2017	170332			480.01 · Resid...		166.58	-1,442.89
Bill	06/30/2017	Q2 2017	Town of Velma	2nd Qtr 2017 ...	2203 · Taxes	2,432.30		989.41
General Journal	07/31/2017	170733			480.01 · Resid...		148.48	840.93
General Journal	08/31/2017	170810		Final bills 8/2 ...	480.01 · Resid...		0.44	840.49
General Journal	08/31/2017	170811			480.01 · Resid...		166.14	674.35
General Journal	09/30/2017	LOC		Final bills 9/2 ...	480.01 · Resid...		0.58	673.77
General Journal	09/30/2017	LOC			480.01 · Resid...		170.77	503.00
Bill	09/30/2017	Q3 2017	Town of Velma	3rd Qtr 2017 ...	2203 · Taxes	541.69		1,044.69
General Journal	10/31/2017	LOC		Final bills, Oct...	480.01 · Resid...		0.80	1,043.89
General Journal	10/31/2017	171019			480.01 · Resid...		164.23	879.66
General Journal	11/30/2017	171132			480.01 · Resid...		363.02	516.64
General Journal	12/01/2017	2534		David Thoma...	480.01 · Resid...	10.43		527.07
General Journal	12/01/2017	2534		David Thoma...	480.01 · Resid...		2.87	524.20
General Journal	12/28/2017	171229		Dec final bills	480.01 · Resid...		1.10	523.10
General Journal	12/31/2017	180101			480.01 · Resid...		598.61	-75.51
Bill	12/31/2017	Q4 2017	Town of Velma	4th Qtr 2017 ...	2203 · Taxes	648.87		573.36
Total 2411 · Franchise Tax Pay-Velma						5,036.81	3,942.42	573.36
2412 · Franchise Tax Clearing Account								0.00
Total 2412 · Franchise Tax Clearing Account								0.00

Fort Cobb Fuel Authority
General Ledger
As of December 31, 2017

Type	Date	Num	Name	Memo	Split	Debit	Credit	Balance
2413 · Customer Deposits								-50,870.00
Deposit	01/03/2017		Fort Cobb Fuel Auth...	1 Tera Hays (...	1107 · Checkin...		150.00	-51,020.00
Deposit	01/03/2017		Fort Cobb Fuel Auth...	1 Sasha Shelt...	1122 · Deposit ...		150.00	-51,170.00
Deposit	01/05/2017		Fort Cobb Fuel Auth...	3 Ronald Just...	1107 · Checkin...		150.00	-51,320.00
Deposit	01/06/2017		Fort Cobb Fuel Auth...	4 Chelsi Rosser	1107 · Checkin...		150.00	-51,470.00
Deposit	01/10/2017		Fort Cobb Fuel Auth...	6 Kris Krieger	1125 · Deposit ...		150.00	-51,620.00
Deposit	01/10/2017		Fort Cobb Fuel Auth...	6 Carol Glenn...	1125 · Deposit ...		150.00	-51,770.00
Deposit	01/11/2017		Fort Cobb Fuel Auth...	7 Saundra D3...	1107 · Checkin...		150.00	-51,920.00
Deposit	01/12/2017		Fort Cobb Fuel Auth...	8 Sherry Hen...	1121 · Deposit ...		150.00	-52,070.00
Deposit	01/13/2017		Fort Cobb Fuel Auth...	9 Dusty Mol	1107 · Checkin...		150.00	-52,220.00
Deposit	01/17/2017		Fort Cobb Fuel Auth...	Dana Stoneb...	1107 · Checkin...		150.00	-52,370.00
Deposit	01/17/2017		Fort Cobb Fuel Auth...	11 Tanner Je...	1125 · Deposit ...		150.00	-52,520.00
General Journal	01/20/2017	5343	Tony Mol	Customer De...	1107 · Checkin...		200.00	-52,720.00
Deposit	01/25/2017		Fort Cobb Fuel Auth...	17 Tommy Ha...	1107 · Checkin...		150.00	-52,870.00
Deposit	01/25/2017		Fort Cobb Fuel Auth...	17 Shelly Joh...	1107 · Checkin...		150.00	-53,020.00
General Journal	01/31/2017	5352			480.01 · Resid...	10,950.00		-42,070.00
General Journal	01/31/2017	5359		01845 Kirby B...	1243 · Custom...	150.00		-41,920.00
Deposit	02/03/2017		Fort Cobb Fuel Auth...	24 Bobby Jo ...	1125 · Deposit ...		150.00	-42,070.00
Deposit	02/06/2017		Fort Cobb Fuel Auth...	25 Brian Nally	1125 · Deposit ...		150.00	-42,220.00
General Journal	02/07/2017	161232	Lumae Sennett	Lumae Senne...	-SPLIT-	150.00		-42,070.00
Deposit	02/08/2017		Fort Cobb Fuel Auth...	27 Cynthia Pi...	1107 · Checkin...		200.00	-42,270.00
Deposit	02/08/2017		Fort Cobb Fuel Auth...	27 Crystal Ha...	1121 · Deposit ...		150.00	-42,420.00
Deposit	02/13/2017		Fort Cobb Fuel Auth...	30 Jackelyn P...	1107 · Checkin...		150.00	-42,570.00
Deposit	02/14/2017		Fort Cobb Fuel Auth...	31 Azurae Kill...	1107 · Checkin...		150.00	-42,720.00
Deposit	02/14/2017		Fort Cobb Fuel Auth...	31 Tyler Rich...	1125 · Deposit ...		150.00	-42,870.00
Deposit	02/15/2017		Fort Cobb Fuel Auth...	32 TransOil	1107 · Checkin...		150.00	-43,020.00
Deposit	02/15/2017		Fort Cobb Fuel Auth...	32 TransOil	1107 · Checkin...		450.00	-43,470.00
Deposit	02/20/2017		Fort Cobb Fuel Auth...	35 Dean Pack	1107 · Checkin...		150.00	-43,620.00
Deposit	02/20/2017		Fort Cobb Fuel Auth...	35 Christin H...	1107 · Checkin...		150.00	-43,770.00
Deposit	02/21/2017		Fort Cobb Fuel Auth...	36 Thomas A...	1107 · Checkin...		150.00	-43,920.00
Deposit	02/22/2017		Fort Cobb Fuel Auth...	37 Jackie Far...	1126 · Deposit ...		150.00	-44,070.00
General Journal	02/24/2017	544		Bill Dennis Pi...	-SPLIT-		200.00	-44,270.00
Deposit	02/27/2017		Fort Cobb Fuel Auth...	40 Christophe...	1126 · Deposit ...		150.00	-44,420.00
Deposit	02/27/2017		Fort Cobb Fuel Auth...	40 Suzanne C...	1126 · Deposit ...		150.00	-44,570.00
Deposit	02/28/2017		Fort Cobb Fuel Auth...	41 Pamela C...	1107 · Checkin...		150.00	-44,720.00
General Journal	02/28/2017	547		Final bills 2/1 ...	480.01 · Resid...	1,100.00		-43,620.00
General Journal	02/28/2017	548		Mandy Riner f...	480.01 · Resid...	150.00		-43,470.00
General Journal	02/28/2017	552		Botone final	480.01 · Resid...	150.00		-43,320.00
General Journal	02/28/2017	555			480.01 · Resid...	50.00		-43,270.00
Deposit	03/02/2017		Fort Cobb Fuel Auth...	43 Hailey Coble	1126 · Deposit ...		150.00	-43,420.00
Deposit	03/03/2017		Fort Cobb Fuel Auth...	44 Desiree Fi...	1107 · Checkin...		150.00	-43,570.00
Deposit	03/09/2017		Fort Cobb Fuel Auth...	48 Andrea Pu...	1125 · Deposit ...		150.00	-43,720.00
Deposit	03/09/2017		Fort Cobb Fuel Auth...	48 John Carroll	1126 · Deposit ...		150.00	-43,870.00
Deposit	03/20/2017		Fort Cobb Fuel Auth...	55 Billy Kerr	1107 · Checkin...		150.00	-44,020.00
Deposit	03/30/2017		Fort Cobb Fuel Auth...	63 Alexandra ...	1121 · Deposit ...		150.00	-44,170.00
General Journal	03/31/2017	170305			480.01 · Resid...	450.00		-43,720.00
General Journal	03/31/2017	170309		Final bills	480.01 · Resid...	450.00		-43,270.00
Deposit	04/06/2017		Fort Cobb Fuel Auth...	68 Misty Walls	1107 · Checkin...		150.00	-43,420.00
Deposit	04/17/2017		Fort Cobb Fuel Auth...	Walter Quetone	1107 · Checkin...		150.00	-43,570.00

Fort Cobb Fuel Authority
General Ledger
As of December 31, 2017

Type	Date	Num	Name	Memo	Split	Debit	Credit	Balance
Deposit	04/17/2017		Fort Cobb Fuel Auth...	Debra Ratliff	1126 · Deposit ...		450.00	-44,020.00
Deposit	04/27/2017		Fort Cobb Fuel Auth...	82 Frankie M...	1107 · Checkin...		150.00	-44,170.00
General Journal	04/30/2017	LOC			480.01 · Resid...	750.00		-43,420.00
General Journal	04/30/2017	LOC		Final bills, April	480.01 · Resid...	150.00		-43,270.00
Deposit	05/01/2017		Fort Cobb Fuel Auth...	84 Roberto Ol...	1107 · Checkin...		150.00	-43,420.00
General Journal	05/03/2017	170504		Kinta custom...	1243 · Custom...	650.00		-42,770.00
Deposit	05/04/2017	cash	Fort Cobb Fuel Auth...	86 George Ho...	1122 · Deposit ...		150.00	-42,920.00
Deposit	05/11/2017		Fort Cobb Fuel Auth...	Summer Gibs...	1126 · Deposit ...		150.00	-43,070.00
Deposit	05/16/2017		Fort Cobb Fuel Auth...	Lynn Bates	1107 · Checkin...		150.00	-43,220.00
Deposit	05/16/2017		Fort Cobb Fuel Auth...	Frank O'Neal	1125 · Deposit ...		150.00	-43,370.00
Deposit	05/25/2017		Fort Cobb Fuel Auth...	101 Paige Pryor	1107 · Checkin...		150.00	-43,520.00
Check	05/25/2017	1618	Fort Cobb Fuel Auth...	Meter Deposit...	1107 · Checkin...	200.00		-43,320.00
General Journal	05/31/2017	170509		May final bills ...	480.01 · Resid...	450.00		-42,870.00
General Journal	05/31/2017	170512		Ambrea Mars...	480.01 · Resid...	150.00		-42,720.00
Deposit	06/05/2017		Fort Cobb Fuel Auth...	107 Tyler Har...	1107 · Checkin...		150.00	-42,870.00
Deposit	06/06/2017		Fort Cobb Fuel Auth...	108 Jesse Mills	1125 · Deposit ...		150.00	-43,020.00
Deposit	06/08/2017		Fort Cobb Fuel Auth...	110 Sara Wo...	1121 · Deposit ...		150.00	-43,170.00
Deposit	06/13/2017		Fort Cobb Fuel Auth...	113 Jason W...	1107 · Checkin...		150.00	-43,320.00
Deposit	06/19/2017		Fort Cobb Fuel Auth...	117 Ronald D...	1126 · Deposit ...		150.00	-43,470.00
Deposit	06/23/2017		Fort Cobb Fuel Auth...	121 Deena Ri...	1107 · Checkin...		150.00	-43,620.00
Deposit	06/26/2017		Fort Cobb Fuel Auth...	122 Stefan H...	1125 · Deposit ...		150.00	-43,770.00
General Journal	06/30/2017	170332			480.01 · Resid...	300.00		-43,470.00
General Journal	06/30/2017	170337		Final bills 6/2 ...	480.01 · Resid...	750.00		-42,720.00
Deposit	07/06/2017		Fort Cobb Fuel Auth...	128 Dana Bu...	1126 · Deposit ...		150.00	-42,870.00
Deposit	07/11/2017		Fort Cobb Fuel Auth...	131 Mickey F...	1107 · Checkin...		150.00	-43,020.00
Deposit	07/11/2017		Fort Cobb Fuel Auth...	131 Sheryl Du...	1125 · Deposit ...		150.00	-43,170.00
Deposit	07/18/2017		Fort Cobb Fuel Auth...	136 Stacy Ha...	1125 · Deposit ...		150.00	-43,320.00
Deposit	07/19/2017		Fort Cobb Fuel Auth...	137 Haley Ha...	1107 · Checkin...		150.00	-43,470.00
Deposit	07/28/2017		Fort Cobb Fuel Auth...	144 Joseph G...	1107 · Checkin...		150.00	-43,620.00
Deposit	07/28/2017		Fort Cobb Fuel Auth...	144 Shelby Lee	1126 · Deposit ...		150.00	-43,770.00
General Journal	07/31/2017	170733			480.01 · Resid...	500.00		-43,270.00
General Journal	07/31/2017	170737		Final bills 7/2 ...	480.01 · Resid...	2,400.00		-40,870.00
General Journal	07/31/2017	170738		1/31/17 corre...	-SPLIT-	1,100.00		-39,770.00
Deposit	08/02/2017	1148	Fort Cobb Fuel Auth...	Christine Ingr...	1107 · Checkin...		150.00	-39,920.00
Deposit	08/07/2017		Fort Cobb Fuel Auth...	150 Eric Robi...	1107 · Checkin...		150.00	-40,070.00
Deposit	08/07/2017		Fort Cobb Fuel Auth...	150 Cristi Ma...	1107 · Checkin...		150.00	-40,220.00
Deposit	08/08/2017		Fort Cobb Fuel Auth...	151 Franklin ...	1107 · Checkin...		150.00	-40,370.00
Deposit	08/09/2017		Fort Cobb Fuel Auth...	152 Charles ...	1125 · Deposit ...		150.00	-40,520.00
Deposit	08/16/2017		Fort Cobb Fuel Auth...	157 Amanda I...	1107 · Checkin...		150.00	-40,670.00
Deposit	08/16/2017		Fort Cobb Fuel Auth...	157 Mark Hen...	1126 · Deposit ...		150.00	-40,820.00
Deposit	08/22/2017		Fort Cobb Fuel Auth...	161 Lindell Wi...	1107 · Checkin...		150.00	-40,970.00
Deposit	08/29/2017		Fort Cobb Fuel Auth...	166 Dina Greer	1107 · Checkin...		150.00	-41,120.00
Deposit	08/29/2017		Fort Cobb Fuel Auth...	166 Patricia T...	1126 · Deposit ...		150.00	-41,270.00
General Journal	08/31/2017	170810		Final bills 8/2 ...	480.01 · Resid...	750.00		-40,520.00
Deposit	09/05/2017		Fort Cobb Fuel Auth...	170 Susan Ph...	1107 · Checkin...		150.00	-40,670.00
Deposit	09/08/2017		Fort Cobb Fuel Auth...	173 Laura Le...	1122 · Deposit ...		150.00	-40,820.00
Deposit	09/08/2017		Fort Cobb Fuel Auth...	173 Shannon ...	1122 · Deposit ...		150.00	-40,970.00
Deposit	09/13/2017		Fort Cobb Fuel Auth...	176 Robert W...	1107 · Checkin...		150.00	-41,120.00
Deposit	09/15/2017		Fort Cobb Fuel Auth...	178 Julia Rec...	1107 · Checkin...		150.00	-41,270.00

Fort Cobb Fuel Authority
General Ledger
As of December 31, 2017

Type	Date	Num	Name	Memo	Split	Debit	Credit	Balance
Deposit	09/25/2017		Fort Cobb Fuel Auth...	184 Michael ...	1125 · Deposit ...		150.00	-41,420.00
General Journal	09/30/2017	LOC		Final bills 9/2 ...	480.01 · Resid...	300.00		-41,120.00
Deposit	10/03/2017		Fort Cobb Fuel Auth...	Jerry (Buddy) ...	1107 · Checkin...		150.00	-41,270.00
Deposit	10/03/2017		Fort Cobb Fuel Auth...	Megan Russell	1121 · Deposit ...		150.00	-41,420.00
General Journal	10/04/2017	LOC		03067 Sheryl ...	1243 · Custom...		150.00	-41,570.00
Deposit	10/04/2017		Fort Cobb Fuel Auth...	191 Cassidy ...	1125 · Deposit ...		150.00	-41,720.00
Deposit	10/09/2017		Fort Cobb Fuel Auth...	194 Kim Soko...	1107 · Checkin...		150.00	-41,870.00
Deposit	10/12/2017		Fort Cobb Fuel Auth...	197 Ticresha ...	1107 · Checkin...		150.00	-42,020.00
Deposit	10/16/2017		Fort Cobb Fuel Auth...	199 Briar Oil ...	1107 · Checkin...		450.00	-42,470.00
Deposit	10/16/2017		Fort Cobb Fuel Auth...	199 Roy King	1107 · Checkin...		150.00	-42,620.00
Deposit	10/16/2017		Fort Cobb Fuel Auth...	199 Eric Marro	1121 · Deposit ...		150.00	-42,770.00
Deposit	10/19/2017		Fort Cobb Fuel Auth...	202 Barbara ...	1122 · Deposit ...		150.00	-42,920.00
Deposit	10/19/2017		Fort Cobb Fuel Auth...	202 E-Z Mart	1126 · Deposit ...		450.00	-43,370.00
Deposit	10/19/2017		Fort Cobb Fuel Auth...	202 Christina ...	1125 · Deposit ...		150.00	-43,520.00
Deposit	10/23/2017		Fort Cobb Fuel Auth...	204 Dason W...	1107 · Checkin...		150.00	-43,670.00
Deposit	10/23/2017		Fort Cobb Fuel Auth...	204 Franklin ...	1107 · Checkin...		150.00	-43,820.00
Deposit	10/24/2017		Fort Cobb Fuel Auth...	205 Kaitlyn P...	1122 · Deposit ...		150.00	-43,970.00
Deposit	10/24/2017		Fort Cobb Fuel Auth...	205 Shelly Pr...	1125 · Deposit ...		150.00	-44,120.00
Deposit	10/26/2017		Fort Cobb Fuel Auth...	206 Brittany ...	1107 · Checkin...		150.00	-44,270.00
Deposit	10/27/2017		Fort Cobb Fuel Auth...	207 Melissa K...	1107 · Checkin...		150.00	-44,420.00
Deposit	10/30/2017		Fort Cobb Fuel Auth...	208 Logan Ga...	1107 · Checkin...		150.00	-44,570.00
Deposit	10/30/2017		Fort Cobb Fuel Auth...	208 Audra Ba...	1126 · Deposit ...		150.00	-44,720.00
Deposit	10/30/2017		Fort Cobb Fuel Auth...	208 Jake Ary/...	1126 · Deposit ...		150.00	-44,870.00
Deposit	10/31/2017		Fort Cobb Fuel Auth...	209 Don Beck	1125 · Deposit ...		150.00	-45,020.00
Deposit	10/31/2017		Fort Cobb Fuel Auth...	209 Trey Eason	1125 · Deposit ...		150.00	-45,170.00
General Journal	10/31/2017	LOC		Final bills, Oct...	480.01 · Resid...	1,050.00		-44,120.00
General Journal	11/01/2017	171021		03747 Susan ...	-SPLIT-	150.00		-43,970.00
Deposit	11/02/2017		Fort Cobb Fuel Auth...	211 Ty Abbott	1121 · Deposit ...		150.00	-44,120.00
Deposit	11/02/2017		Fort Cobb Fuel Auth...	211 Vernon K...	1122 · Deposit ...		450.00	-44,570.00
Deposit	11/03/2017		Fort Cobb Fuel Auth...	212 Lee Rice	1107 · Checkin...		150.00	-44,720.00
Deposit	11/06/2017		Fort Cobb Fuel Auth...	213 Heather ...	1107 · Checkin...		150.00	-44,870.00
Deposit	11/07/2017		Fort Cobb Fuel Auth...	214 Donna B...	1121 · Deposit ...		150.00	-45,020.00
Deposit	11/10/2017		Fort Cobb Fuel Auth...	217 Rose Sp...	1107 · Checkin...		150.00	-45,170.00
Deposit	11/10/2017		Fort Cobb Fuel Auth...	217 Terri Bish...	1126 · Deposit ...		150.00	-45,320.00
Deposit	11/14/2017		Fort Cobb Fuel Auth...	219 Lonnie M...	1107 · Checkin...		150.00	-45,470.00
Deposit	11/16/2017		Fort Cobb Fuel Auth...	221 LuAnn W...	1107 · Checkin...		150.00	-45,620.00
Deposit	11/17/2017		Fort Cobb Fuel Auth...	222 Roberto ...	1122 · Deposit ...		150.00	-45,770.00
Deposit	11/21/2017		Fort Cobb Fuel Auth...	224 Joey Hen...	1125 · Deposit ...		150.00	-45,920.00
Deposit	11/22/2017		Fort Cobb Fuel Auth...	225 Montana ...	1126 · Deposit ...		150.00	-46,070.00
Deposit	11/29/2017		Fort Cobb Fuel Auth...	228 Kayla Ohls	1107 · Checkin...		150.00	-46,220.00
General Journal	11/30/2017	2536		Final bills 11/...	480.01 · Resid...	900.00		-45,320.00
General Journal	11/30/2017	171132			480.01 · Resid...	150.00		-45,170.00
Deposit	12/04/2017		Fort Cobb Fuel Auth...	231 Christine ...	1107 · Checkin...		150.00	-45,320.00
Deposit	12/05/2017		Fort Cobb Fuel Auth...	232 Paula Ra...	1107 · Checkin...		150.00	-45,470.00
Deposit	12/05/2017		Fort Cobb Fuel Auth...	232 Chelsi Ro...	1107 · Checkin...		150.00	-45,620.00
Deposit	12/05/2017		Fort Cobb Fuel Auth...	232 Mary Ann...	1107 · Checkin...		150.00	-45,770.00
Deposit	12/07/2017		Fort Cobb Fuel Auth...	234 Brandon ...	1107 · Checkin...		150.00	-45,920.00
Deposit	12/08/2017		Fort Cobb Fuel Auth...	235 Stefanie ...	1121 · Deposit ...		150.00	-46,070.00
Deposit	12/12/2017		Fort Cobb Fuel Auth...	Jerry Strickland	1125 · Deposit ...		150.00	-46,220.00

Fort Cobb Fuel Authority
General Ledger
As of December 31, 2017

Type	Date	Num	Name	Memo	Split	Debit	Credit	Balance
Deposit	12/18/2017		Fort Cobb Fuel Auth...	241 Dana Kio...	1107 · Checkin...		150.00	-46,370.00
Deposit	12/18/2017		Fort Cobb Fuel Auth...	241 Irene Wil...	1122 · Deposit ...		150.00	-46,520.00
Deposit	12/19/2017		Fort Cobb Fuel Auth...	242 H&Y Hol...	1107 · Checkin...		450.00	-46,970.00
General Journal	12/19/2017	170931		H & Y Holdings	-SPLIT-		450.00	-47,420.00
Deposit	12/28/2017		Fort Cobb Fuel Auth...	248 Aaron W...	1125 · Deposit ...		150.00	-47,570.00
General Journal	12/28/2017	171229		Dec final bills	480.01 · Resid...	300.00		-47,270.00
General Journal	12/31/2017	180101			480.01 · Resid...	150.00		-47,120.00
General Journal	12/31/2017	171231		Adj to YE CU...	-SPLIT-		500.00	-47,620.00
Total 2413 · Customer Deposits						24,750.00	21,500.00	-47,620.00
2414 · Refundable Aid-To-Construct								-1,500.00
General Journal	01/20/2017	5343	Tony Mol	Construction ...	1107 · Checkin...		400.00	-1,900.00
General Journal	02/07/2017	161232	Lumae Sennett	Lumae Senne...	2413 · Custom...	100.00		-1,800.00
General Journal	11/09/2017	171106		Lumae Senne...	-SPLIT-	150.00		-1,650.00
General Journal	11/09/2017	171107		03145 Lumae...	414.91 · Prior ...	1,250.00		-400.00
Total 2414 · Refundable Aid-To-Construct						1,500.00	400.00	-400.00
2415 · Level Pay Customers								-37,646.61
General Journal	01/31/2017	5349		Adjust level p...	1243 · Custom...	5,668.67		-31,977.94
General Journal	02/28/2017	546		adj level pay sy	1243 · Custom...	6,864.84		-25,113.10
General Journal	04/06/2017	170311		Adjust Level ...	1243 · Custom...	7,763.18		-17,349.92
General Journal	04/30/2017	170412		Adj Level Pay...	1243 · Custom...		4,485.97	-21,835.89
General Journal	07/31/2017	170736		adj level pay sy	1243 · Custom...		3,888.66	-25,724.55
General Journal	08/31/2017	170809		adj level pay sy	1243 · Custom...		2,400.00	-28,124.55
General Journal	09/30/2017	LOC		Adjust level pay	1243 · Custom...		3,008.94	-31,133.49
General Journal	11/02/2017	171018		Adj Level Pay...	1243 · Custom...		2,748.19	-33,881.68
General Journal	11/30/2017	171131		Adj level pay	1243 · Custom...		2,368.00	-36,249.68
General Journal	12/31/2017	171231		Adj level pay	1243 · Custom...	1,630.17		-34,619.51
Total 2415 · Level Pay Customers						21,926.86	18,899.76	-34,619.51
2419 · Acc Deposit Interest								0.00
Total 2419 · Acc Deposit Interest								0.00

Fort Cobb Fuel Authority
General Ledger
As of December 31, 2017

Type	Date	Num	Name	Memo	Split	Debit	Credit	Balance
2499 · EEP Collections Payable								136.43
General Journal	01/05/2017	161210		Stufflebeam d...	480.02 · Resid...	0.01		136.44
General Journal	01/10/2017	5353		Ivan Stevens ...	481.42 · Agricu...	0.09		136.53
General Journal	01/16/2017	5354		Kevin Pearcy ...	1243 · Custom...	200.00		336.53
General Journal	01/20/2017	5343	Tony Mol	Tony Mol App...	1107 · Checkin...	650.00		986.53
General Journal	01/31/2017	5352			480.01 · Resid...		16.40	970.13
General Journal	01/31/2017	5356			480.01 · Resid...		0.06	970.07
General Journal	01/31/2017	5357		Carmen Lope...	480.02 · Resid...		0.01	970.06
General Journal	02/07/2017	170106		Margie Lee Adj	480.02 · Resid...	0.01		970.07
General Journal	02/14/2017	161236		03323 Adj La...	480.01 · Resid...	0.01		970.08
General Journal	02/14/2017	161238		02931 Michae...	480.02 · Resid...	0.11		970.19
General Journal	02/14/2017	161239		03121 Darrel ...	480.02 · Resid...	0.05		970.24
General Journal	02/14/2017	161240		03163 Patrici...	480.01 · Resid...	0.06		970.30
General Journal	02/14/2017	161241		03451 A Lawr...	480.02 · Resid...	0.05		970.35
General Journal	02/27/2017	543	Azurae Kilian	Azurae Kilian ...	1107 · Checkin...	400.00		1,370.35
General Journal	02/28/2017	547		Final bills 2/1 ...	480.01 · Resid...		0.08	1,370.27
General Journal	02/28/2017	550		JD Wann bill ...	480.01 · Resid...	0.01		1,370.28
General Journal	02/28/2017	555			480.01 · Resid...		16.39	1,353.89
General Journal	03/03/2017	170204		Shoff 03367 ...	480.01 · Resid...		0.01	1,353.88
General Journal	03/31/2017	170305			480.01 · Resid...		16.34	1,337.54
General Journal	03/31/2017	170309		Final bills	480.01 · Resid...		0.01	1,337.53
General Journal	04/04/2017	170307		01182 Don B...	1243 · Custom...	150.00		1,487.53
General Journal	04/30/2017	LOC			480.01 · Resid...		16.22	1,471.31
General Journal	04/30/2017	LOC		Final bills, April	480.01 · Resid...		0.02	1,471.29
General Journal	05/03/2017	Flood...		Flood Credit 5...	480.01 · Resid...	0.17		1,471.46
General Journal	05/31/2017	170509		May final bills ...	480.01 · Resid...		0.04	1,471.42
General Journal	05/31/2017	170512			480.01 · Resid...		16.05	1,455.37
General Journal	06/01/2017	170511		D Lisenberry f...	480.01 · Resid...		0.01	1,455.36
General Journal	06/30/2017	170332			480.01 · Resid...		15.99	1,439.37
General Journal	06/30/2017	170337		Final bills 6/2 ...	480.01 · Resid...		0.02	1,439.35
General Journal	07/14/2017	1164		L Devaughn adj	480.02 · Resid...	0.03		1,439.38
General Journal	07/31/2017	170733			480.01 · Resid...		15.77	1,423.61
General Journal	07/31/2017	170737		Final bills 7/2 ...	480.01 · Resid...		0.06	1,423.55
General Journal	08/14/2017	170742		02618 R Boat...	480.02 · Resid...	0.01		1,423.56
General Journal	08/31/2017	170810		Final bills 8/2 ...	480.01 · Resid...		0.09	1,423.47
General Journal	08/31/2017	170811			480.01 · Resid...		15.73	1,407.74
General Journal	09/30/2017	LOC		Final bills 9/2 ...	480.01 · Resid...		0.06	1,407.68
General Journal	09/30/2017	LOC			480.01 · Resid...		15.77	1,391.91
General Journal	10/27/2017	1302		Move EEP ba...	1107 · Checkin...		1,000.00	391.91
General Journal	10/31/2017	171016		George Castil...	1243 · Custom...	250.00		641.91
General Journal	10/31/2017	LOC		Final bills, Oct...	480.01 · Resid...		0.07	641.84
General Journal	10/31/2017	171019			480.01 · Resid...		15.72	626.12
General Journal	11/01/2017	171022		Reverse J Wil...	480.02 · Resid...	0.01		626.13
General Journal	11/02/2017	171023		Lookeba Meth...	481.12 · Com...	0.01		626.14
General Journal	11/03/2017	171105		03565 Daren ...	1243 · Custom...	450.00		1,076.14
General Journal	11/30/2017	2536		Final bills 11/...	480.01 · Resid...		0.08	1,076.06
General Journal	11/30/2017	171132			480.01 · Resid...		15.84	1,060.22
General Journal	12/11/2017	170933		Christina Griff...	480.01 · Resid...		0.01	1,060.21
General Journal	12/12/2017	170934		Trenton Pear...	1243 · Custom...	250.00		1,310.21

Fort Cobb Fuel Authority
General Ledger
As of December 31, 2017

Type	Date	Num	Name	Memo	Split	Debit	Credit	Balance
General Journal	12/15/2017	1308		Move EEP ba...	1107 · Checkin...		5,000.00	-3,689.79
General Journal	12/19/2017	170932		00129 Paul K...	1243 · Custom...	150.00		-3,539.79
General Journal	12/28/2017	171229		Dec final bills	480.01 · Resid...		0.06	-3,539.85
General Journal	12/31/2017	180101			480.01 · Resid...		16.60	-3,556.45
Total 2499 · EEP Collections Payable						2,500.63	6,193.51	-3,556.45
2400 · A/E - Other								0.00
Total 2400 · A/E - Other								0.00
Total 2400 · A/E						224,147.93	216,086.49	-92,540.41
2500 · BIEC								0.00
2501 · PGA liability								0.00
General Journal	03/31/2017	170331		Overharged g...	1501 · PGA A...		21,426.00	-21,426.00
General Journal	06/30/2017	170630		Overharged g...	5098 · Deferre...		6,471.00	-27,897.00
General Journal	09/30/2017	170930		Overharged g...	5098 · Deferre...	21,333.00		-6,564.00
General Journal	12/31/2017	171231		Undercharged...	-SPLIT-	6,564.00		0.00
Total 2501 · PGA liability						27,897.00	27,897.00	0.00
2521 · Prepaid gas calc - Res								0.00
Total 2521 · Prepaid gas calc - Res								0.00
2522 · Prepaid gas calc - Ind								0.00
Total 2522 · Prepaid gas calc - Ind								0.00
2523 · Prepaid gas calc - Agr								0.00
Total 2523 · Prepaid gas calc - Agr								0.00
2551 · Acc surr - Res								0.00
Total 2551 · Acc surr - Res								0.00
2552 · Acc surr - Ind								0.00
Total 2552 · Acc surr - Ind								0.00
2553 · Acc surr - Agr								0.00
Total 2553 · Acc surr - Agr								0.00
2500 · BIEC - Other								0.00
Total 2500 · BIEC - Other								0.00
Total 2500 · BIEC						27,897.00	27,897.00	0.00

Fort Cobb Fuel Authority
General Ledger
As of December 31, 2017

Type	Date	Num	Name	Memo	Split	Debit	Credit	Balance
2600 · CPLTD								-154,924.66
2607 · Bank 7 - system loan								-154,924.66
Bill	01/01/2017	170101	Bank 7	Loan 1010609	2233 · Other		774.62	-155,699.28
Bill	02/01/2017	170202	Bank 7	Loan 1010609	2233 · Other		778.50	-156,477.78
Bill	03/01/2017	170227	Bank 7	Loan 1010609	2233 · Other		782.39	-157,260.17
Bill	04/01/2017	170331	Bank 7	Loan 1010609	2233 · Other		786.30	-158,046.47
Bill	05/01/2017	170502	Bank 7	Loan 1010609	2233 · Other		790.23	-158,836.70
Bill	06/01/2017	170605	Bank 7	Loan 1010609	2233 · Other		794.18	-159,630.88
Bill	07/01/2017	170706	Bank 7	Loan 1010609	2233 · Other		798.15	-160,429.03
Bill	08/01/2017	170731	Bank 7	Loan 1010609	2233 · Other		802.15	-161,231.18
Bill	09/01/2017	170901	Bank 7	Loan 1010609	2233 · Other		806.16	-162,037.34
Bill	10/01/2017	171001	Bank 7	Loan 1010609	2233 · Other		810.19	-162,847.53
Bill	11/01/2017	171030	Bank 7	Loan 1010609	2233 · Other		814.24	-163,661.77
Bill	12/01/2017	171201	Bank 7	Loan 1010609	2233 · Other		818.31	-164,480.08
Total 2607 · Bank 7 - system loan						0.00	9,555.42	-164,480.08
2621 · Bank 2 - Term loan								0.00
Total 2621 · Bank 2 - Term loan								0.00
2622 · F & M - Term loan								0.00
Total 2622 · F & M - Term loan								0.00
2623 · F&M Bank 5397500								0.00
Total 2623 · F&M Bank 5397500								0.00
2624 · F&M Bank 5401300								0.00
Total 2624 · F&M Bank 5401300								0.00
2625 · Bank 2 - system loan USDA								0.00
Total 2625 · Bank 2 - system loan USDA								0.00
2626 · Bank 2 - system loan								0.00
2627 · Bank 2 - system loan TN								0.00
Total 2627 · Bank 2 - system loan TN								0.00
2628 · Bank 2 - system loan KY								0.00
Total 2628 · Bank 2 - system loan KY								0.00
2626 · Bank 2 - system loan - Other								0.00
Total 2626 · Bank 2 - system loan - Other								0.00
Total 2626 · Bank 2 - system loan								0.00
2629 · Bank 7 1004537								0.00
Total 2629 · Bank 7 1004537								0.00

Fort Cobb Fuel Authority
General Ledger
As of December 31, 2017

Type	Date	Num	Name	Memo	Split	Debit	Credit	Balance
2600 · CPLTD - Other								0.00
Total 2600 · CPLTD - Other								0.00
Total 2600 · CPLTD						0.00	9,555.42	-164,480.08
2700 · LTD								-4,212,407.97
2707 · Bank 7 - system loan								-4,212,407.97
Bill	01/01/2017	170101	Bank 7	Loan 1010609	2233 · Other	13,333.81		-4,199,074.16
Bill	02/01/2017	170202	Bank 7	Loan 1010609	2233 · Other	13,400.48		-4,185,673.68
Bill	03/01/2017	170227	Bank 7	Loan 1010609	2233 · Other	13,467.49		-4,172,206.19
Bill	04/01/2017	170331	Bank 7	Loan 1010609	2233 · Other	13,534.82		-4,158,671.37
Bill	05/01/2017	170502	Bank 7	Loan 1010609	2233 · Other	13,602.50		-4,145,068.87
Bill	06/01/2017	170605	Bank 7	Loan 1010609	2233 · Other	13,670.51		-4,131,398.36
Bill	07/01/2017	170706	Bank 7	Loan 1010609	2233 · Other	13,738.86		-4,117,659.50
Bill	08/01/2017	170731	Bank 7	Loan 1010609	2233 · Other	13,807.56		-4,103,851.94
Bill	09/01/2017	170901	Bank 7	Loan 1010609	2233 · Other	13,876.59		-4,089,975.35
Bill	10/01/2017	171001	Bank 7	Loan 1010609	2233 · Other	13,945.98		-4,076,029.37
Bill	11/01/2017	171030	Bank 7	Loan 1010609	2233 · Other	14,015.71		-4,062,013.66
Bill	12/01/2017	171201	Bank 7	Loan 1010609	2233 · Other	14,085.79		-4,047,927.87
Total 2707 · Bank 7 - system loan						164,480.10	0.00	-4,047,927.87
2721 · Bank 2 - Term loan								0.00
Total 2721 · Bank 2 - Term loan								0.00
2722 · F & M - Term loan								0.00
Total 2722 · F & M - Term loan								0.00
2723 · F&M Bank 5397500								0.00
Total 2723 · F&M Bank 5397500								0.00
2724 · F&M Bank 5401300								0.00
Total 2724 · F&M Bank 5401300								0.00
2725 · Bank 2 - system loan USDA								0.00
Total 2725 · Bank 2 - system loan USDA								0.00
2726 · Bank 2 - system loan								0.00
2727 · Bank 2 - system loan TN								0.00
Total 2727 · Bank 2 - system loan TN								0.00
2728 · Bank 2 - system loan KY								0.00
Total 2728 · Bank 2 - system loan KY								0.00
2726 · Bank 2 - system loan - Other								0.00
Total 2726 · Bank 2 - system loan - Other								0.00
Total 2726 · Bank 2 - system loan								0.00

Fort Cobb Fuel Authority
General Ledger
As of December 31, 2017

Type	Date	Num	Name	Memo	Split	Debit	Credit	Balance
2729 · Bank 7 1004537								0.00
Total 2729 · Bank 7 1004537								0.00
2700 · LTD - Other								0.00
Total 2700 · LTD - Other								0.00
Total 2700 · LTD						164,480.10	0.00	-4,047,927.87
2800 · DL								0.00
2821 · Deferred tax liability								0.00
Total 2821 · Deferred tax liability								0.00
2800 · DL - Other								0.00
Total 2800 · DL - Other								0.00
Total 2800 · DL								0.00
2900 · Minority interest								-906,827.47
General Journal	04/20/2017	1156		Equity Distrib...	1816 · Investm...	17,550.00		-889,277.47
General Journal	07/10/2017	1160		Equity Distrib...	1816 · Investm...	7,800.00		-881,477.47
General Journal	07/18/2017	1163		Equity Distrib...	1816 · Investm...	7,800.00		-873,677.47
General Journal	08/18/2017	1166		Equity Distrib...	1816 · Investm...	15,600.00		-858,077.47
General Journal	09/14/2017	1170		Equity Distrib...	1816 · Investm...	7,800.00		-850,277.47
General Journal	09/19/2017	1171		Equity Distrib...	1816 · Investm...	15,600.00		-834,677.47
General Journal	11/14/2017	1177		Equity Distrib...	1816 · Investm...	15,600.00		-819,077.47
General Journal	12/31/2017	171231		2017 Winstar ...	1816 · Investm...		67,905.00	-886,982.47
Total 2900 · Minority interest						87,750.00	67,905.00	-886,982.47
3000 · Opening Bal Equity								-2,393,849.16
3103 · Member Interest								-1,943,849.16
General Journal	03/13/2017	2517		Investment in ...	1107 · Checkin...		70,000.00	-2,013,849.16
General Journal	11/16/2017	171116		Convert NUC ...	1815 · Investm...		15,000.00	-2,028,849.16
General Journal	11/27/2017	2530		Investment in ...	1107 · Checkin...		85,000.00	-2,113,849.16
Total 3103 · Member Interest						0.00	170,000.00	-2,113,849.16
3000 · Opening Bal Equity - Other								-450,000.00
Total 3000 · Opening Bal Equity - Other								-450,000.00
Total 3000 · Opening Bal Equity						0.00	170,000.00	-2,563,849.16
3900 · Retained Earnings								479,362.68
Total 3900 · Retained Earnings								479,362.68
3904 · AOCI - Billing adjustment								-4,781.63
Total 3904 · AOCI - Billing adjustment								-4,781.63
3999 · Returned Cash Flow								1,234,459.26
Total 3999 · Returned Cash Flow								1,234,459.26

Fort Cobb Fuel Authority
General Ledger
As of December 31, 2017

Type	Date	Num	Name	Memo	Split	Debit	Credit	Balance
Revenue								0.00
414 · Other Utility Operating Income								0.00
414.91 · Prior Period Billing Adj								0.00
General Journal	11/09/2017	171107		03145 Lumae...	2414 · Refund...		1,250.00	-1,250.00
General Journal	12/31/2017	171231		Adj to YE CU...	2413 · Custom...	1,911.38		661.38
Total 414.91 · Prior Period Billing Adj						1,911.38	1,250.00	661.38
414.94 · Engine Oil Changes								0.00
General Journal	04/30/2017	170334		King Sod Far...	1243 · Custom...		120.00	-120.00
General Journal	06/30/2017	170335		King Sod Far...	1243 · Custom...		240.00	-360.00
General Journal	07/31/2017	1170		King Sod, Lo...	1243 · Custom...		480.00	-840.00
General Journal	08/31/2017	170808		Sod Farms, L...	1243 · Custom...		120.00	-960.00
General Journal	09/28/2017	LOC		Lonnie King, ...	1243 · Custom...		120.00	-1,080.00
General Journal	10/31/2017	171013		King Sod	1243 · Custom...		60.00	-1,140.00
Total 414.94 · Engine Oil Changes						0.00	1,140.00	-1,140.00
414.95 · Irrigation Engine Rent								0.00
General Journal	02/28/2017	555			480.01 · Resid...		600.00	-600.00
General Journal	03/31/2017	170305			480.01 · Resid...		800.00	-1,400.00
General Journal	04/30/2017	LOC			480.01 · Resid...		800.00	-2,200.00
General Journal	05/31/2017	170512			480.01 · Resid...		800.00	-3,000.00
General Journal	06/30/2017	170332			480.01 · Resid...		1,400.00	-4,400.00
General Journal	07/31/2017	170733			480.01 · Resid...		1,600.00	-6,000.00
General Journal	08/31/2017	170811			480.01 · Resid...		1,600.00	-7,600.00
General Journal	09/30/2017	LOC			480.01 · Resid...		1,000.00	-8,600.00
General Journal	10/31/2017	171019			480.01 · Resid...		200.00	-8,800.00
General Journal	11/30/2017	171132			480.01 · Resid...		200.00	-9,000.00
General Journal	12/31/2017	180101			480.01 · Resid...		200.00	-9,200.00
Total 414.95 · Irrigation Engine Rent						0.00	9,200.00	-9,200.00
414.96 · Unbilled Revenues								0.00
General Journal	01/01/2017	5348R		Dec unbilled	1581 · Unbilled...	63,403.00		63,403.00
General Journal	01/31/2017	170202		Jan 17 unbilled	1581 · Unbilled...		72,810.00	-9,407.00
General Journal	02/01/2017	17020...		Jan 17 unbilled	1581 · Unbilled...	72,810.00		63,403.00
General Journal	02/28/2017	170206		Feb unbilled	1581 · Unbilled...		46,848.00	16,555.00
General Journal	03/01/2017	17020...		Feb unbilled	1581 · Unbilled...	46,848.00		63,403.00
General Journal	03/31/2017	170206		Feb unbilled	1581 · Unbilled...		30,014.00	33,389.00
General Journal	04/01/2017	17020...		Feb unbilled	1581 · Unbilled...	30,014.00		63,403.00
General Journal	04/30/2017	170506		Unbilled for A...	1581 · Unbilled...		20,191.00	43,212.00
General Journal	05/01/2017	17050...		Unbilled for A...	1581 · Unbilled...	20,191.00		63,403.00
General Journal	05/31/2017	1161		Unbilled for M...	1581 · Unbilled...		18,189.00	45,214.00
General Journal	06/01/2017	1161R		Unbilled for M...	1581 · Unbilled...	18,189.00		63,403.00
General Journal	06/30/2017	1162		unbilled for Ju...	1581 · Unbilled...		16,548.00	46,855.00
General Journal	07/01/2017	1162R		unbilled for Ju...	1581 · Unbilled...	16,548.00		63,403.00
General Journal	07/31/2017	170906		Unbilled for J...	1581 · Unbilled...		17,906.00	45,497.00
General Journal	08/01/2017	17090...		Unbilled for A...	1581 · Unbilled...	17,906.00		63,403.00
General Journal	08/31/2017	170907		Unbilled for A...	1581 · Unbilled...		15,442.00	47,961.00

Fort Cobb Fuel Authority
General Ledger
As of December 31, 2017

Type	Date	Num	Name	Memo	Split	Debit	Credit	Balance
General Journal	09/01/2017	17090...		Unbilled for A...	1581 · Unbilled...	15,442.00		63,403.00
General Journal	09/30/2017	171015		Unbilled Sep ...	1581 · Unbilled...		15,961.00	47,442.00
General Journal	10/01/2017	17101...		Unbilled Sep ...	1581 · Unbilled...	15,961.00		63,403.00
General Journal	10/31/2017	2531		Unbilled for O...	1581 · Unbilled...		21,942.00	41,461.00
General Journal	11/01/2017	2531R		Unbilled for O...	1581 · Unbilled...	21,942.00		63,403.00
General Journal	11/30/2017	170931		Unbilled for N...	1581 · Unbilled...		40,272.00	23,131.00
General Journal	12/01/2017	17093...		Unbilled for N...	1581 · Unbilled...	40,272.00		63,403.00
General Journal	12/31/2017	170931		Unbilled for N...	1581 · Unbilled...		40,593.00	22,810.00
Total 414.96 · Unbilled Revenues						379,526.00	356,716.00	22,810.00
414.98 · Sale tax remuneration								0.00
Check	01/20/2017	ACH	Oklahoma Tax Com...	December 20...	1107 · Checkin...		87.43	-87.43
Check	02/21/2017	ACH	Oklahoma Tax Com...	January 2017 ...	1107 · Checkin...		207.51	-294.94
Check	03/20/2017	ACH	Oklahoma Tax Com...	February 201...	1107 · Checkin...		189.93	-484.87
Check	04/20/2017	ACH	Oklahoma Tax Com...	March 2017 S...	1107 · Checkin...		121.93	-606.80
Check	05/19/2017	ACH	Oklahoma Tax Com...	April 2017 Sal...	1107 · Checkin...		96.29	-703.09
Check	06/20/2017	ACH	Oklahoma Tax Com...	May 2017 Sal...	1107 · Checkin...		62.99	-766.08
Total 414.98 · Sale tax remuneration						0.00	766.08	-766.08
414 · Other Utility Operating Income - Other								0.00
Total 414 · Other Utility Operating Income - Other								0.00
Total 414 · Other Utility Operating Income						381,437.38	369,072.08	12,365.30
480 · Customer Classes								0.00
4121 · Resident/Comm Tarrif								0.00
Total 4121 · Resident/Comm Tarrif								0.00
4171 · Resident/Comm PGA								0.00
Total 4171 · Resident/Comm PGA								0.00
4197 · Customer Meter Charge								0.00
Total 4197 · Customer Meter Charge								0.00

Fort Cobb Fuel Authority
General Ledger
As of December 31, 2017

Type	Date	Num	Name	Memo	Split	Debit	Credit	Balance
480.01 · Residential Tariff								0.00
General Journal	01/10/2017	5346		Hendricks OVR	-SPLIT-	174.90		174.90
General Journal	01/10/2017	5346		Hendricks OVR	480.01 · Resid...		58.05	116.85
General Journal	01/31/2017	5352			-SPLIT-		136,996.68	-136,879.83
General Journal	01/31/2017	5356			-SPLIT-		363.06	-137,242.89
General Journal	01/31/2017	5360		Esther Page, ...	-SPLIT-		43.29	-137,286.18
General Journal	02/14/2017	161236		03323 Adj La...	-SPLIT-	44.52		-137,241.66
General Journal	02/14/2017	161240		03163 Patrici...	-SPLIT-	108.00		-137,133.66
General Journal	02/28/2017	547		Final bills 2/1 ...	-SPLIT-		333.63	-137,467.29
General Journal	02/28/2017	548		Mandy Riner f...	-SPLIT-		9.00	-137,476.29
General Journal	02/28/2017	550		JD Wann bill ...	-SPLIT-	283.14		-137,193.15
General Journal	02/28/2017	551		Dudgeon final	-SPLIT-		9.00	-137,202.15
General Journal	02/28/2017	552		Botone final	-SPLIT-		17.46	-137,219.61
General Journal	02/28/2017	555			-SPLIT-		89,105.07	-226,324.68
General Journal	03/03/2017	170204		Shoff 03367 ...	-SPLIT-		21.15	-226,345.83
General Journal	03/09/2017	2520		T Kelley bill er...	480.09 · Resid...		69.12	-226,414.95
General Journal	03/31/2017	170305			-SPLIT-		60,449.01	-286,863.96
General Journal	03/31/2017	170309		Final bills	-SPLIT-		69.75	-286,933.71
General Journal	03/31/2017	170312		Leonard Jack...	-SPLIT-	122.01		-286,811.70
General Journal	04/30/2017	LOC			-SPLIT-		36,031.68	-322,843.38
General Journal	04/30/2017	LOC		Final bills, April	-SPLIT-		28.53	-322,871.91
General Journal	05/03/2017	Flood...		Flood Credit 5...	-SPLIT-	215.46		-322,656.45
General Journal	05/31/2017	170509		May final bills ...	-SPLIT-		57.30	-322,713.75
General Journal	05/31/2017	170512			-SPLIT-		30,965.31	-353,679.06
General Journal	06/01/2017	170511		D Lisenberry f...	-SPLIT-		15.00	-353,694.06
General Journal	06/30/2017	170332			-SPLIT-		20,906.94	-374,601.00
General Journal	06/30/2017	170337		Final bills 6/2 ...	-SPLIT-		19.23	-374,620.23
General Journal	07/31/2017	170733			-SPLIT-		17,402.85	-392,023.08
General Journal	07/31/2017	170737		Final bills 7/2 ...	-SPLIT-		95.67	-392,118.75
General Journal	08/31/2017	170810		Final bills 8/2 ...	-SPLIT-		72.99	-392,191.74
General Journal	08/31/2017	170811			-SPLIT-		18,310.41	-410,502.15
General Journal	09/14/2017	170631		Alfred Howe ...	1243 · Custom...	91.78		-410,410.37
General Journal	09/30/2017	LOC		Final bills 9/2 ...	-SPLIT-		51.15	-410,461.52
General Journal	09/30/2017	LOC			-SPLIT-		18,439.56	-428,901.08
General Journal	10/06/2017	171003		02200 Steve ...	-SPLIT-	3.00		-428,898.08
General Journal	10/31/2017	171014		Suzanne Cott...	-SPLIT-	27.30		-428,870.78
General Journal	10/31/2017	LOC		Final bills, Oct...	-SPLIT-		39.69	-428,910.47
General Journal	10/31/2017	171019			-SPLIT-		20,706.96	-449,617.43
General Journal	11/30/2017	2536		Final bills 11/...	-SPLIT-		144.51	-449,761.94
General Journal	11/30/2017	171132			-SPLIT-		51,382.41	-501,144.35
General Journal	12/01/2017	2534		David Thoma...	-SPLIT-	176.13		-500,968.22
General Journal	12/01/2017	2534		David Thoma...	480.01 · Resid...		50.67	-501,018.89
General Journal	12/11/2017	170933		Christina Griff...	-SPLIT-		107.25	-501,126.14
General Journal	12/12/2017	170932		Krista Anthon...	-SPLIT-	101.10		-501,025.04
General Journal	12/12/2017	170932		Krista Anthon...	480.01 · Resid...		16.23	-501,041.27

Fort Cobb Fuel Authority
General Ledger
As of December 31, 2017

Type	Date	Num	Name	Memo	Split	Debit	Credit	Balance
General Journal	12/28/2017	171229		Dec final bills	-SPLIT-		205.08	-501,246.35
General Journal	12/31/2017	180101			-SPLIT-		86,418.96	-587,665.31
Total 480.01 · Residential Tariff						1,347.34	589,012.65	-587,665.31
480.02 · Residential Cust Chrg								0.00
General Journal	01/05/2017	161210		Stufflebeam d...	-SPLIT-	18.00		18.00
General Journal	01/31/2017	5352			480.01 · Resid...		24,980.00	-24,962.00
General Journal	01/31/2017	5356			480.01 · Resid...		108.00	-25,070.00
General Journal	01/31/2017	5357		Carmen Lope...	-SPLIT-		18.00	-25,088.00
General Journal	02/07/2017	170106		Margie Lee Adj	-SPLIT-	18.00		-25,070.00
General Journal	02/14/2017	161236		03323 Adj La...	480.01 · Resid...	18.00		-25,052.00
General Journal	02/14/2017	161238		02931 Michae...	-SPLIT-	198.00		-24,854.00
General Journal	02/14/2017	161239		03121 Darrel ...	-SPLIT-	90.00		-24,764.00
General Journal	02/14/2017	161241		03451 A Lawr...	-SPLIT-	70.00		-24,694.00
General Journal	02/28/2017	547		Final bills 2/1 ...	480.01 · Resid...		126.00	-24,820.00
General Journal	02/28/2017	550		JD Wann bill ...	480.01 · Resid...	18.00		-24,802.00
General Journal	02/28/2017	555			480.01 · Resid...		24,980.00	-49,782.00
General Journal	03/03/2017	170204		Shoff 03367 ...	480.01 · Resid...		18.00	-49,800.00
General Journal	03/31/2017	170305			480.01 · Resid...		24,944.00	-74,744.00
General Journal	03/31/2017	170309		Final bills	480.01 · Resid...		18.00	-74,762.00
General Journal	04/30/2017	LOC			480.01 · Resid...		24,742.00	-99,504.00
General Journal	04/30/2017	LOC		Final bills, April	480.01 · Resid...		36.00	-99,540.00
General Journal	05/03/2017	Flood...		Flood Credit 5...	480.01 · Resid...	162.00		-99,378.00
General Journal	05/31/2017	170509		May final bills ...	480.01 · Resid...		54.00	-99,432.00
General Journal	05/31/2017	170512			480.01 · Resid...		24,570.00	-124,002.00
General Journal	06/30/2017	170332			480.01 · Resid...		24,480.00	-148,482.00
General Journal	06/30/2017	170337		Final bills 6/2 ...	480.01 · Resid...		36.00	-148,518.00
General Journal	07/14/2017	1164		L Devaughn adj	-SPLIT-	54.00		-148,464.00
General Journal	07/31/2017	170733			480.01 · Resid...		24,084.00	-172,548.00
General Journal	07/31/2017	170737		Final bills 7/2 ...	480.01 · Resid...		108.00	-172,656.00
General Journal	08/14/2017	170742		02618 R Boat...	-SPLIT-	18.00		-172,638.00
General Journal	08/31/2017	170810		Final bills 8/2 ...	480.01 · Resid...		162.00	-172,800.00
General Journal	08/31/2017	170811			480.01 · Resid...		24,012.00	-196,812.00
General Journal	09/30/2017	LOC		Final bills 9/2 ...	480.01 · Resid...		108.00	-196,920.00
General Journal	09/30/2017	LOC			480.01 · Resid...		24,102.00	-221,022.00
General Journal	10/31/2017	LOC		Final bills, Oct...	480.01 · Resid...		126.00	-221,148.00
General Journal	10/31/2017	171019			480.01 · Resid...		23,994.00	-245,142.00
General Journal	11/01/2017	171022		Reverse J Wil...	-SPLIT-	18.00		-245,124.00
General Journal	11/30/2017	2536		Final bills 11/...	480.01 · Resid...		144.00	-245,268.00
General Journal	11/30/2017	171132			480.01 · Resid...		24,228.00	-269,496.00
General Journal	12/28/2017	171229		Dec final bills	480.01 · Resid...		108.00	-269,604.00
General Journal	12/31/2017	180101			480.01 · Resid...		25,362.00	-294,966.00
Total 480.02 · Residential Cust Chrg						682.00	295,648.00	-294,966.00

Fort Cobb Fuel Authority
General Ledger
As of December 31, 2017

Type	Date	Num	Name	Memo	Split	Debit	Credit	Balance
480.09 · Residential PGA								0.00
General Journal	01/10/2017	5346		Hendricks OVR	480.01 · Resid...	100.95		100.95
General Journal	01/10/2017	5346		Hendricks OVR	480.01 · Resid...		29.91	71.04
General Journal	01/31/2017	5352			480.01 · Resid...		76,462.16	-76,391.12
General Journal	01/31/2017	5356			480.01 · Resid...		188.42	-76,579.54
General Journal	01/31/2017	5360		Esther Page, ...	480.01 · Resid...		20.94	-76,600.48
General Journal	02/14/2017	161236		03323 Adj La...	480.01 · Resid...	15.30		-76,585.18
General Journal	02/28/2017	547		Final bills 2/1 ...	480.01 · Resid...		163.01	-76,748.19
General Journal	02/28/2017	548		Mandy Riner f...	480.01 · Resid...		2.24	-76,750.43
General Journal	02/28/2017	550		JD Wann bill ...	480.01 · Resid...	166.75		-76,583.68
General Journal	02/28/2017	551		Dudgeon final	480.01 · Resid...		2.24	-76,585.92
General Journal	02/28/2017	552		Botone final	480.01 · Resid...		5.23	-76,591.15
General Journal	02/28/2017	555			480.01 · Resid...		47,617.80	-124,208.95
General Journal	03/03/2017	170204		Shoff 03367 ...	480.01 · Resid...		7.48	-124,216.43
General Journal	03/09/2017	2520		T Kelley bill er...	-SPLIT-	36.64		-124,179.79
General Journal	03/09/2017	2520		T Kelley bill er...	480.09 · Resid...		36.64	-124,216.43
General Journal	03/31/2017	170305			480.01 · Resid...		27,493.84	-151,710.27
General Journal	03/31/2017	170309		Final bills	480.01 · Resid...		28.41	-151,738.68
General Journal	03/31/2017	170312		Leonard Jack...	480.01 · Resid...	62.46		-151,676.22
General Journal	04/30/2017	LOC			480.01 · Resid...		14,569.43	-166,245.65
General Journal	04/30/2017	LOC		Final bills, April	480.01 · Resid...		10.86	-166,256.51
General Journal	04/30/2017	LOC		Jerry Harvey l...	481.41 · Agricu...	0.68		-166,255.83
General Journal	05/03/2017	Flood...		Flood Credit 5...	480.01 · Resid...	138.50		-166,117.33
General Journal	05/31/2017	170509		May final bills ...	480.01 · Resid...		16.97	-166,134.30
General Journal	05/31/2017	170512			480.01 · Resid...		11,973.24	-178,107.54
General Journal	06/01/2017	170511		D Lisenberry f...	480.01 · Resid...		3.39	-178,110.93
General Journal	06/30/2017	170332			480.01 · Resid...		6,965.74	-185,076.67
General Journal	06/30/2017	170337		Final bills 6/2 ...	480.01 · Resid...		4.75	-185,081.42
General Journal	07/31/2017	170733			480.01 · Resid...		5,426.82	-190,508.24
General Journal	07/31/2017	170737		Final bills 7/2 ...	480.01 · Resid...		31.46	-190,539.70
General Journal	08/31/2017	170810		Final bills 8/2 ...	480.01 · Resid...		20.54	-190,560.24
General Journal	08/31/2017	170811			480.01 · Resid...		5,913.34	-196,473.58
General Journal	09/30/2017	LOC		Final bills 9/2 ...	480.01 · Resid...		12.84	-196,486.42
General Journal	09/30/2017	LOC			480.01 · Resid...		5,765.68	-202,252.10
General Journal	10/06/2017	171003		02200 Steve ...	480.01 · Resid...	0.62		-202,251.48
General Journal	10/31/2017	171014		Suzanne Cott...	480.01 · Resid...	9.34		-202,242.14
General Journal	10/31/2017	LOC		Final bills, Oct...	480.01 · Resid...		9.34	-202,251.48
General Journal	10/31/2017	171019			480.01 · Resid...		6,633.46	-208,884.94
General Journal	11/30/2017	2536		Final bills 11/...	480.01 · Resid...		43.60	-208,928.54
General Journal	11/30/2017	171132			480.01 · Resid...		20,982.23	-229,910.77
General Journal	12/01/2017	2534		David Thoma...	480.01 · Resid...	84.71		-229,826.06
General Journal	12/01/2017	2534		David Thoma...	480.01 · Resid...		21.18	-229,847.24
General Journal	12/11/2017	170933		Christina Griff...	480.01 · Resid...		49.83	-229,897.07
General Journal	12/12/2017	170932		Krista Anthon...	480.01 · Resid...	46.71		-229,850.36
General Journal	12/12/2017	170932		Krista Anthon...	480.01 · Resid...		3.74	-229,854.10

Fort Cobb Fuel Authority
General Ledger
As of December 31, 2017

Type	Date	Num	Name	Memo	Split	Debit	Credit	Balance
General Journal	12/28/2017	171229		Dec final bills	480.01 · Resid...		77.86	-229,931.96
General Journal	12/31/2017	180101			480.01 · Resid...		34,424.23	-264,356.19
Total 480.09 · Residential PGA						662.66	265,018.85	-264,356.19
481.11 · Commercial Tariff								0.00
General Journal	01/31/2017	5352			480.01 · Resid...		51,532.38	-51,532.38
General Journal	01/31/2017	5358		Family Diner, ...	-SPLIT-		102.33	-51,634.71
General Journal	02/28/2017	547		Final bills 2/1 ...	480.01 · Resid...		76.50	-51,711.21
General Journal	02/28/2017	555			480.01 · Resid...		33,229.91	-84,941.12
General Journal	03/31/2017	170305			480.01 · Resid...		21,299.39	-106,240.51
General Journal	04/04/2017	170303		01138 Mt Zio...	1243 · Custom...	1,144.99		-105,095.52
General Journal	04/30/2017	LOC			480.01 · Resid...		12,679.06	-117,774.58
General Journal	05/03/2017	Flood...		Flood Credit 5...	480.01 · Resid...	260.97		-117,513.61
General Journal	05/31/2017	170512			480.01 · Resid...		11,537.62	-129,051.23
General Journal	06/30/2017	170332			480.01 · Resid...		9,134.47	-138,185.70
General Journal	06/30/2017	170337		Final bills 6/2 ...	480.01 · Resid...		6.00	-138,191.70
General Journal	07/31/2017	170733			480.01 · Resid...		7,531.76	-145,723.46
General Journal	08/31/2017	170811			480.01 · Resid...		7,946.33	-153,669.79
General Journal	09/30/2017	LOC			480.01 · Resid...		9,350.14	-163,019.93
General Journal	10/31/2017	171019			480.01 · Resid...		9,216.74	-172,236.67
General Journal	11/30/2017	171132			480.01 · Resid...		17,610.38	-189,847.05
General Journal	12/31/2017	180101			480.01 · Resid...		29,860.58	-219,707.63
Total 481.11 · Commercial Tariff						1,405.96	221,113.59	-219,707.63
481.12 · Commercial Cust Chrg								0.00
General Journal	01/31/2017	5352			480.01 · Resid...		2,978.00	-2,978.00
General Journal	02/28/2017	547		Final bills 2/1 ...	480.01 · Resid...		16.00	-2,994.00
General Journal	02/28/2017	555			480.01 · Resid...		2,978.00	-5,972.00
General Journal	03/31/2017	170305			480.01 · Resid...		2,962.00	-8,934.00
General Journal	04/30/2017	LOC			480.01 · Resid...		2,962.00	-11,896.00
General Journal	05/03/2017	Flood...		Flood Credit 5...	480.01 · Resid...	128.00		-11,768.00
General Journal	05/31/2017	170509		May final bills ...	480.01 · Resid...		16.00	-11,784.00
General Journal	05/31/2017	170512			480.01 · Resid...		2,848.00	-14,632.00
General Journal	06/01/2017	170511		D Lisenberry f...	480.01 · Resid...		18.00	-14,650.00
General Journal	06/30/2017	170332			480.01 · Resid...		2,832.00	-17,482.00
General Journal	07/31/2017	170733			480.01 · Resid...		2,832.00	-20,314.00
General Journal	08/31/2017	170811			480.01 · Resid...		2,832.00	-23,146.00
General Journal	09/30/2017	LOC			480.01 · Resid...		2,836.00	-25,982.00
General Journal	10/31/2017	171019			480.01 · Resid...		2,852.00	-28,834.00
General Journal	11/02/2017	171023		Lookeba Meth...	-SPLIT-	16.00		-28,818.00
General Journal	11/30/2017	171132			480.01 · Resid...		2,868.00	-31,686.00
General Journal	12/31/2017	180101			480.01 · Resid...		3,028.00	-34,714.00
Total 481.12 · Commercial Cust Chrg						144.00	34,858.00	-34,714.00

Fort Cobb Fuel Authority
General Ledger
As of December 31, 2017

Type	Date	Num	Name	Memo	Split	Debit	Credit	Balance
481.19 · Commercial PGA								0.00
General Journal	01/31/2017	5352			480.01 · Resid...		30,402.05	-30,402.05
General Journal	01/31/2017	5358		Family Diner, ...	481.11 · Com...		56.83	-30,458.88
General Journal	02/28/2017	547		Final bills 2/1 ...	480.01 · Resid...		41.13	-30,500.01
General Journal	02/28/2017	555			480.01 · Resid...		19,304.65	-49,804.66
General Journal	03/31/2017	170305			480.01 · Resid...		10,986.18	-60,790.84
General Journal	04/30/2017	LOC			480.01 · Resid...		6,299.66	-67,090.50
General Journal	05/03/2017	Flood...		Flood Credit 5...	480.01 · Resid...	114.74		-66,975.76
General Journal	05/31/2017	170512			480.01 · Resid...		5,756.55	-72,732.31
General Journal	06/30/2017	170332			480.01 · Resid...		4,433.30	-77,165.61
General Journal	06/30/2017	170337		Final bills 6/2 ...	480.01 · Resid...		1.36	-77,166.97
General Journal	07/31/2017	170733			480.01 · Resid...		3,626.28	-80,793.25
General Journal	08/31/2017	170811			480.01 · Resid...		3,831.72	-84,624.97
General Journal	09/30/2017	LOC			480.01 · Resid...		4,429.79	-89,054.76
General Journal	10/31/2017	171019			480.01 · Resid...		4,281.52	-93,336.28
General Journal	11/30/2017	171132			480.01 · Resid...		8,288.40	-101,624.68
General Journal	12/31/2017	180101			480.01 · Resid...		12,909.90	-114,534.58
Total 481.19 · Commercial PGA						114.74	114,649.32	-114,534.58
481.21 · Industrial Tarrif								0.00
General Journal	01/31/2017	5352			480.01 · Resid...		10,897.59	-10,897.59
General Journal	02/28/2017	555			480.01 · Resid...		9,475.87	-20,373.46
General Journal	03/31/2017	170305			480.01 · Resid...		8,526.41	-28,899.87
General Journal	04/30/2017	LOC			480.01 · Resid...		8,250.32	-37,150.19
General Journal	05/31/2017	170512			480.01 · Resid...		7,659.14	-44,809.33
General Journal	06/30/2017	170332			480.01 · Resid...		7,879.15	-52,688.48
General Journal	07/31/2017	170733			480.01 · Resid...		8,080.39	-60,768.87
General Journal	08/31/2017	170811			480.01 · Resid...		7,629.62	-68,398.49
General Journal	09/30/2017	LOC			480.01 · Resid...		7,549.63	-75,948.12
General Journal	10/31/2017	171019			480.01 · Resid...		7,450.92	-83,399.04
General Journal	11/30/2017	171132			480.01 · Resid...		9,420.21	-92,819.25
General Journal	12/31/2017	180101			480.01 · Resid...		9,951.22	-102,770.47
Total 481.21 · Industrial Tarrif						0.00	102,770.47	-102,770.47
481.22 · Industrial Cust Chrg								0.00
Total 481.22 · Industrial Cust Chrg								0.00

Fort Cobb Fuel Authority
General Ledger
As of December 31, 2017

Type	Date	Num	Name	Memo	Split	Debit	Credit	Balance
481.29 · Industrial PGA								0.00
General Journal	01/31/2017	5352			480.01 · Resid...		2,301.58	-2,301.58
General Journal	02/28/2017	555			480.01 · Resid...		1,455.87	-3,757.45
General Journal	03/31/2017	170305			480.01 · Resid...		1,024.48	-4,781.93
General Journal	04/30/2017	LOC			480.01 · Resid...		989.85	-5,771.78
General Journal	05/31/2017	170512			480.01 · Resid...		682.98	-6,454.76
General Journal	06/30/2017	170332			480.01 · Resid...		760.83	-7,215.59
General Journal	07/31/2017	170733			480.01 · Resid...		878.33	-8,093.92
General Journal	08/31/2017	170811			480.01 · Resid...		608.67	-8,702.59
General Journal	09/30/2017	LOC			480.01 · Resid...		548.74	-9,251.33
General Journal	10/31/2017	171019			480.01 · Resid...		401.75	-9,653.08
General Journal	11/30/2017	171132			480.01 · Resid...		1,208.35	-10,861.43
General Journal	12/31/2017	180101			480.01 · Resid...		1,316.72	-12,178.15
Total 481.29 · Industrial PGA						0.00	12,178.15	-12,178.15
481.31 · Agriculture Heat Tariff								0.00
General Journal	01/31/2017	5352			480.01 · Resid...		45,102.00	-45,102.00
General Journal	02/28/2017	555			480.01 · Resid...		21,387.00	-66,489.00
General Journal	03/31/2017	170305			480.01 · Resid...		5,790.60	-72,279.60
General Journal	04/30/2017	LOC			480.01 · Resid...		3,633.90	-75,913.50
General Journal	05/31/2017	170512			480.01 · Resid...		3,067.80	-78,981.30
General Journal	06/30/2017	170332			480.01 · Resid...		1,164.00	-80,145.30
General Journal	07/31/2017	170733			480.01 · Resid...		1,023.60	-81,168.90
General Journal	08/31/2017	170811			480.01 · Resid...		1,032.00	-82,200.90
General Journal	09/30/2017	LOC			480.01 · Resid...		1,147.80	-83,348.70
General Journal	10/31/2017	171019			480.01 · Resid...		29,540.10	-112,888.80
General Journal	11/30/2017	171132			480.01 · Resid...		56,014.20	-168,903.00
General Journal	12/31/2017	180101			480.01 · Resid...		22,071.30	-190,974.30
Total 481.31 · Agriculture Heat Tariff						0.00	190,974.30	-190,974.30
481.32 · Agriculture Heat Cust Chrg								0.00
General Journal	01/31/2017	5352			480.01 · Resid...		340.00	-340.00
General Journal	02/28/2017	555			480.01 · Resid...		340.00	-680.00
General Journal	03/31/2017	170305			480.01 · Resid...		340.00	-1,020.00
General Journal	04/30/2017	LOC			480.01 · Resid...		340.00	-1,360.00
General Journal	05/31/2017	170512			480.01 · Resid...		340.00	-1,700.00
General Journal	06/30/2017	170332			480.01 · Resid...		340.00	-2,040.00
General Journal	07/31/2017	170733			480.01 · Resid...		340.00	-2,380.00
General Journal	08/31/2017	170811			480.01 · Resid...		340.00	-2,720.00
General Journal	09/30/2017	LOC			480.01 · Resid...		340.00	-3,060.00
General Journal	10/31/2017	171019			480.01 · Resid...		340.00	-3,400.00
General Journal	11/30/2017	171132			480.01 · Resid...		340.00	-3,740.00
General Journal	12/31/2017	180101			480.01 · Resid...		340.00	-4,080.00
Total 481.32 · Agriculture Heat Cust Chrg						0.00	4,080.00	-4,080.00

Fort Cobb Fuel Authority
General Ledger
As of December 31, 2017

Type	Date	Num	Name	Memo	Split	Debit	Credit	Balance
481.39 · Agriculture Heat PGA								0.00
General Journal	01/31/2017	5352			480.01 · Resid...		37,157.93	-37,157.93
General Journal	02/28/2017	555			480.01 · Resid...		17,454.74	-54,612.67
General Journal	03/31/2017	170305			480.01 · Resid...		4,104.70	-58,717.37
General Journal	04/30/2017	LOC			480.01 · Resid...		2,499.74	-61,217.11
General Journal	05/31/2017	170512			480.01 · Resid...		2,072.70	-63,289.81
General Journal	06/30/2017	170332			480.01 · Resid...		622.79	-63,912.60
General Journal	07/31/2017	170733			480.01 · Resid...		522.61	-64,435.21
General Journal	08/31/2017	170811			480.01 · Resid...		570.14	-65,005.35
General Journal	09/30/2017	LOC			480.01 · Resid...		592.96	-65,598.31
General Journal	10/31/2017	171019			480.01 · Resid...		20,181.90	-85,780.21
General Journal	11/30/2017	171132			480.01 · Resid...		38,463.47	-124,243.68
General Journal	12/31/2017	180101			480.01 · Resid...		13,429.93	-137,673.61
Total 481.39 · Agriculture Heat PGA						0.00	137,673.61	-137,673.61
481.41 · Agricultural Power (IG) Tarrif								0.00
General Journal	01/31/2017	5352			480.01 · Resid...		599.97	-599.97
General Journal	01/31/2017	5355		MMA J Harvey	1243 · Custom...	0.40		-599.57
General Journal	02/28/2017	549		MMA disc Ki...	1243 · Custom...	20.08		-579.49
General Journal	02/28/2017	555			480.01 · Resid...		660.40	-1,239.89
General Journal	03/09/2017	2518		Jerry Harvey I...	-SPLIT-	19.05		-1,220.84
General Journal	03/31/2017	170305			480.01 · Resid...		1,188.12	-2,408.96
General Journal	03/31/2017	170310		MMA Harvey,...	1243 · Custom...	50.36		-2,358.60
General Journal	04/30/2017	LOC			480.01 · Resid...		61.26	-2,419.86
General Journal	04/30/2017	LOC		MMA Jerry H...	1243 · Custom...	0.04		-2,419.82
General Journal	04/30/2017	LOC		Jerry Harvey I...	-SPLIT-	10.75		-2,409.07
General Journal	05/31/2017	170512			480.01 · Resid...		122.64	-2,531.71
General Journal	05/31/2017	170633		MMA King Sod	1243 · Custom...	2.08		-2,529.63
General Journal	06/30/2017	170332			480.01 · Resid...		7,048.35	-9,577.98
General Journal	06/30/2017	170338		MMA disc sy	1243 · Custom...	232.92		-9,345.06
General Journal	07/31/2017	170733			480.01 · Resid...		16,149.10	-25,494.16
General Journal	07/31/2017	170734		MMA discoun...	1243 · Custom...	434.08		-25,060.08
General Journal	08/31/2017	170803		MMA discount	1243 · Custom...	126.26		-24,933.82
General Journal	08/31/2017	170811			480.01 · Resid...		7,083.88	-32,017.70
General Journal	09/30/2017	LOC		MMA discoun...	1243 · Custom...	124.58		-31,893.12
General Journal	09/30/2017	LOC			480.01 · Resid...		8,048.58	-39,941.70
General Journal	10/31/2017	LOC		MMA J Rogers	1243 · Custom...	0.22		-39,941.48
General Journal	10/31/2017	171019			480.01 · Resid...		51.38	-39,992.86
General Journal	11/30/2017	171132			480.01 · Resid...		1,296.14	-41,289.00
General Journal	12/31/2017	180101			480.01 · Resid...		926.83	-42,215.83
General Journal	12/31/2017	171234		MMA Adj	1243 · Custom...	26.53		-42,189.30
Total 481.41 · Agricultural Power (IG) Tarrif						1,047.35	43,236.65	-42,189.30

Fort Cobb Fuel Authority
General Ledger
As of December 31, 2017

Type	Date	Num	Name	Memo	Split	Debit	Credit	Balance
481.42 · Agricultural Power Cust Chrg								0.00
General Journal	01/10/2017	5353		Ivan Stevens ...	-SPLIT-	180.00		180.00
General Journal	01/31/2017	5352			480.01 · Resid...		896.00	-716.00
General Journal	02/28/2017	555			480.01 · Resid...		876.00	-1,592.00
General Journal	03/31/2017	170305			480.01 · Resid...		836.00	-2,428.00
General Journal	04/30/2017	LOC			480.01 · Resid...		836.00	-3,264.00
General Journal	05/31/2017	170512			480.01 · Resid...		820.00	-4,084.00
General Journal	06/30/2017	170332			480.01 · Resid...		820.00	-4,904.00
General Journal	07/31/2017	170733			480.01 · Resid...		820.00	-5,724.00
General Journal	08/31/2017	170811			480.01 · Resid...		820.00	-6,544.00
General Journal	09/30/2017	LOC			480.01 · Resid...		800.00	-7,344.00
General Journal	10/31/2017	171019			480.01 · Resid...		800.00	-8,144.00
General Journal	11/30/2017	171132			480.01 · Resid...		760.00	-8,904.00
General Journal	12/31/2017	180101			480.01 · Resid...		800.00	-9,704.00
Total 481.42 · Agricultural Power Cust Chrg						180.00	9,884.00	-9,704.00
481.49 · Agricultural Power (IG) PGA								0.00
General Journal	01/31/2017	5352			480.01 · Resid...		513.70	-513.70
General Journal	02/28/2017	555			480.01 · Resid...		532.41	-1,046.11
General Journal	03/09/2017	2518		Jerry Harvey I...	481.41 · Agricu...	8.23		-1,037.88
General Journal	03/31/2017	170305			480.01 · Resid...		882.59	-1,920.47
General Journal	04/30/2017	LOC			480.01 · Resid...		17.66	-1,938.13
General Journal	05/31/2017	170512			480.01 · Resid...		59.75	-1,997.88
General Journal	06/30/2017	170332			480.01 · Resid...		5,291.14	-7,289.02
General Journal	07/31/2017	170733			480.01 · Resid...		12,292.70	-19,581.72
General Journal	08/31/2017	170811			480.01 · Resid...		5,287.93	-24,869.65
General Journal	09/30/2017	LOC			480.01 · Resid...		5,898.50	-30,768.15
General Journal	10/31/2017	171019			480.01 · Resid...		23.67	-30,791.82
General Journal	11/30/2017	171132			480.01 · Resid...		913.10	-31,704.92
General Journal	12/31/2017	180101			480.01 · Resid...		576.35	-32,281.27
Total 481.49 · Agricultural Power (IG) PGA						8.23	32,289.50	-32,281.27
482.01 · Government Tariff								0.00
Total 482.01 · Government Tariff								0.00
482.02 · Government Cust Chrg								0.00
Total 482.02 · Government Cust Chrg								0.00
482.09 · Government PGA								0.00
Total 482.09 · Government PGA								0.00
480 · Customer Classes - Other								0.00
Total 480 · Customer Classes - Other								0.00
Total 480 · Customer Classes						5,592.28	2,053,387.09	-2,047,794.81

Fort Cobb Fuel Authority
General Ledger
As of December 31, 2017

Type	Date	Num	Name	Memo	Split	Debit	Credit	Balance
488 · Penalties & service charges								0.00
Deposit	01/03/2017		Fort Cobb Fuel Auth...	1 Adv DisCon...	1107 · Checkin...		50.00	-50.00
Deposit	01/03/2017		Fort Cobb Fuel Auth...	1 Adv DisCon...	1122 · Deposit ...		50.00	-100.00
General Journal	01/03/2017	1526		Lori McRee	1243 · Custom...		50.00	-150.00
Deposit	01/05/2017		Fort Cobb Fuel Auth...	3 Adv DisCon...	1107 · Checkin...		50.00	-200.00
Deposit	01/06/2017		Fort Cobb Fuel Auth...	4 Adv DisCon...	1107 · Checkin...		50.00	-250.00
Deposit	01/10/2017		Fort Cobb Fuel Auth...	6 Adv DisCon...	1125 · Deposit ...		50.00	-300.00
Deposit	01/10/2017		Fort Cobb Fuel Auth...	6 Adv DisCon...	1125 · Deposit ...		50.00	-350.00
General Journal	01/10/2017	5353		Ivan Stevens ...	481.42 · Agricu...	9.36		-340.64
Deposit	01/11/2017		Fort Cobb Fuel Auth...	7 Adv DisCon...	1107 · Checkin...		50.00	-390.64
Deposit	01/12/2017		Fort Cobb Fuel Auth...	8 Adv DisCon...	1121 · Deposit ...		50.00	-440.64
Deposit	01/13/2017		Fort Cobb Fuel Auth...	9 Adv DisCon...	1107 · Checkin...		50.00	-490.64
General Journal	01/13/2017	5344		Deidra Flores ...	1107 · Checkin...		50.00	-540.64
Deposit	01/17/2017		Fort Cobb Fuel Auth...	Dana Stoneb...	1107 · Checkin...		50.00	-590.64
Deposit	01/17/2017		Fort Cobb Fuel Auth...	11 Adv DisCo...	1125 · Deposit ...		50.00	-640.64
Deposit	01/19/2017		Fort Cobb Fuel Auth...	13 ReConnec...	1107 · Checkin...		50.00	-690.64
General Journal	01/19/2017	5345		Eckiwaudah r...	-SPLIT-		50.00	-740.64
General Journal	01/19/2017	5345	Fort Cobb Fuel Auth...	Hartzell recon...	488 · Penalties...		50.00	-790.64
General Journal	01/19/2017	5350		Sanders reco...	1243 · Custom...		50.00	-840.64
Deposit	01/20/2017		Fort Cobb Fuel Auth...	14 ReConnec...	1107 · Checkin...		50.00	-890.64
Deposit	01/25/2017		Fort Cobb Fuel Auth...	17 Adv DisCo...	1107 · Checkin...		50.00	-940.64
Deposit	01/25/2017		Fort Cobb Fuel Auth...	17 Adv DisCo...	1107 · Checkin...		50.00	-990.64
Deposit	01/26/2017		Fort Cobb Fuel Auth...	18 ReConnec...	1107 · Checkin...		50.00	-1,040.64
Deposit	01/26/2017		Fort Cobb Fuel Auth...	18 ReConnec...	1107 · Checkin...		50.00	-1,090.64
General Journal	01/26/2017	5347		Mark Smith re...	-SPLIT-		50.00	-1,140.64
General Journal	01/26/2017	5347		Erica Pippin r...	488 · Penalties...		50.00	-1,190.64
General Journal	01/31/2017	5351		penalty calcul...	1243 · Custom...		866.96	-2,057.60
General Journal	02/02/2017	170104		Frizzell recon...	1243 · Custom...		50.00	-2,107.60
Deposit	02/03/2017		Fort Cobb Fuel Auth...	24 Adv DisCo...	1125 · Deposit ...		50.00	-2,157.60
Deposit	02/06/2017		Fort Cobb Fuel Auth...	25 ReConnec...	1107 · Checkin...		50.00	-2,207.60
Deposit	02/06/2017		Fort Cobb Fuel Auth...	25 Adv DisCo...	1125 · Deposit ...		50.00	-2,257.60
Deposit	02/08/2017		Fort Cobb Fuel Auth...	27 Adv DisCo...	1107 · Checkin...		50.00	-2,307.60
Deposit	02/08/2017		Fort Cobb Fuel Auth...	27 Adv DisCo...	1121 · Deposit ...		50.00	-2,357.60
Deposit	02/13/2017		Fort Cobb Fuel Auth...	30 Adv DisCo...	1107 · Checkin...		50.00	-2,407.60
General Journal	02/13/2017	161233		Adj final bills sy	1243 · Custom...	5.02		-2,402.58
General Journal	02/14/2017	161237		Eakly Bar dis ...	1243 · Custom...	50.00		-2,352.58
General Journal	02/14/2017	161238		02931 Michae...	480.02 · Resid...	18.57		-2,334.01
General Journal	02/14/2017	161239		03121 Darrel ...	480.02 · Resid...	2.04		-2,331.97
General Journal	02/14/2017	161240		03163 Patrici...	480.01 · Resid...	0.55		-2,331.42
General Journal	02/14/2017	161241		03451 A Lawr...	480.02 · Resid...	0.40		-2,331.02
Deposit	02/14/2017		Fort Cobb Fuel Auth...	31 Adv DisCo...	1107 · Checkin...		50.00	-2,381.02
Deposit	02/14/2017		Fort Cobb Fuel Auth...	31 Adv DisCo...	1125 · Deposit ...		50.00	-2,431.02
Deposit	02/15/2017		Fort Cobb Fuel Auth...	32 Adv DisCo...	1107 · Checkin...		50.00	-2,481.02
Deposit	02/15/2017		Fort Cobb Fuel Auth...	32 Adv DisCo...	1107 · Checkin...		50.00	-2,531.02
Deposit	02/20/2017		Fort Cobb Fuel Auth...	35 Adv DisCo...	1107 · Checkin...		50.00	-2,581.02
Deposit	02/20/2017		Fort Cobb Fuel Auth...	35 Adv DisCo...	1107 · Checkin...		50.00	-2,631.02
Deposit	02/21/2017		Fort Cobb Fuel Auth...	36 ReConnec...	1107 · Checkin...		50.00	-2,681.02
Deposit	02/21/2017		Fort Cobb Fuel Auth...	36 Adv DisCo...	1107 · Checkin...		50.00	-2,731.02
Deposit	02/22/2017		Fort Cobb Fuel Auth...	ReConnect F...	1107 · Checkin...		50.00	-2,781.02

Fort Cobb Fuel Authority
General Ledger
As of December 31, 2017

Type	Date	Num	Name	Memo	Split	Debit	Credit	Balance
Deposit	02/22/2017		Fort Cobb Fuel Auth...	37 ReConnec...	1122 · Deposit ...		50.00	-2,831.02
Deposit	02/22/2017		Fort Cobb Fuel Auth...	37 Adv DisCo...	1126 · Deposit ...		50.00	-2,881.02
General Journal	02/23/2017	161242		Billed collecti...	1243 · Custom...		175.00	-3,056.02
Deposit	02/23/2017		Fort Cobb Fuel Auth...	38 Collection ...	1107 · Checkin...		25.00	-3,081.02
Deposit	02/23/2017		Fort Cobb Fuel Auth...	38 ReConnec...	1107 · Checkin...		50.00	-3,131.02
Deposit	02/23/2017		Fort Cobb Fuel Auth...	38 Collection ...	1122 · Deposit ...		25.00	-3,156.02
General Journal	02/24/2017	544		Bill Dennis Pi...	2413 · Custom...		50.00	-3,206.02
Deposit	02/27/2017		Fort Cobb Fuel Auth...	40 Adv DisCo...	1126 · Deposit ...		50.00	-3,256.02
Deposit	02/27/2017		Fort Cobb Fuel Auth...	40 Adv DisCo...	1126 · Deposit ...		50.00	-3,306.02
Deposit	02/28/2017		Fort Cobb Fuel Auth...	41 Adv DisCo...	1107 · Checkin...		50.00	-3,356.02
General Journal	02/28/2017	545		Reconnects ...	1243 · Custom...		200.00	-3,556.02
General Journal	02/28/2017	554		penalty calcul...	1243 · Custom...		1,555.51	-5,111.53
General Journal	03/01/2017	170205		James/Audra ...	1126 · Deposit ...		50.00	-5,161.53
Deposit	03/02/2017		Fort Cobb Fuel Auth...	43 Adv DisCo...	1107 · Checkin...		50.00	-5,211.53
Deposit	03/02/2017		Fort Cobb Fuel Auth...	43 Collection ...	1107 · Checkin...		25.00	-5,236.53
Deposit	03/02/2017		Fort Cobb Fuel Auth...	43 Adv DisCo...	1126 · Deposit ...		50.00	-5,286.53
Deposit	03/03/2017		Fort Cobb Fuel Auth...	44 Adv DisCo...	1107 · Checkin...		50.00	-5,336.53
General Journal	03/07/2017	170207		Maschhoff pe...	1243 · Custom...	253.74		-5,082.79
Deposit	03/09/2017		Fort Cobb Fuel Auth...	48 Adv DisCo...	1125 · Deposit ...		50.00	-5,132.79
Deposit	03/09/2017		Fort Cobb Fuel Auth...	48 Adv DisCo...	1126 · Deposit ...		50.00	-5,182.79
General Journal	03/10/2017	2519		Von Allman A...	1243 · Custom...		50.00	-5,232.79
General Journal	03/16/2017	161232		Shoff, Suttles ...	1243 · Custom...		125.00	-5,357.79
Deposit	03/20/2017		Fort Cobb Fuel Auth...	55 Adv DisCo...	1107 · Checkin...		50.00	-5,407.79
General Journal	03/27/2017	161232		Baxter, Rackl...	1243 · Custom...		75.00	-5,482.79
Deposit	03/28/2017		Fort Cobb Fuel Auth...	61 Collection ...	1107 · Checkin...		25.00	-5,507.79
Deposit	03/28/2017		Fort Cobb Fuel Auth...	61 Collection ...	1107 · Checkin...		25.00	-5,532.79
Deposit	03/28/2017		Fort Cobb Fuel Auth...	61 Collection ...	1107 · Checkin...		25.00	-5,557.79
Deposit	03/28/2017		Fort Cobb Fuel Auth...	61 Collection ...	1107 · Checkin...		25.00	-5,582.79
Deposit	03/28/2017		Fort Cobb Fuel Auth...	61 ReConnec...	1122 · Deposit ...		50.00	-5,632.79
General Journal	03/29/2017	161233		Gray, Blood,N...	1243 · Custom...		150.00	-5,782.79
Deposit	03/30/2017		Fort Cobb Fuel Auth...	63 Adv DisCo...	1121 · Deposit ...		50.00	-5,832.79
Deposit	03/31/2017		Fort Cobb Fuel Auth...	64 ReConnec...	1122 · Deposit ...		50.00	-5,882.79
Deposit	03/31/2017		Fort Cobb Fuel Auth...	64 Collection ...	1122 · Deposit ...		25.00	-5,907.79
General Journal	03/31/2017	170306		penalty calc	1243 · Custom...		916.29	-6,824.08
General Journal	04/03/2017	161234		Reconnects, ...	-SPLIT-		150.00	-6,974.08
Deposit	04/03/2017		Fort Cobb Fuel Auth...	65 ReConnec...	1107 · Checkin...		50.00	-7,024.08
Deposit	04/03/2017		Fort Cobb Fuel Auth...	65 ReCinnect...	1107 · Checkin...		50.00	-7,074.08
General Journal	04/03/2017	161234		Cross	488 · Penalties...	1.90		-7,072.18
General Journal	04/04/2017	170308		Danielle Smit...	1243 · Custom...		50.00	-7,122.18
General Journal	04/04/2017	170314		Jesse Motley ...	1126 · Deposit ...		50.00	-7,172.18
Deposit	04/06/2017		Fort Cobb Fuel Auth...	68 Adv DisCo...	1107 · Checkin...		50.00	-7,222.18
Deposit	04/07/2017		Fort Cobb Fuel Auth...	69 Collection ...	1107 · Checkin...		25.00	-7,247.18
Deposit	04/07/2017		Fort Cobb Fuel Auth...	69 ReConnec...	1126 · Deposit ...		50.00	-7,297.18
General Journal	04/07/2017	170313		Saavedra rec...	-SPLIT-		25.00	-7,322.18
General Journal	04/07/2017	170313		Savage penal...	488 · Penalties...	2.75		-7,319.43
General Journal	04/13/2017	170315		Mary Bare rec...	1243 · Custom...		50.00	-7,369.43
Deposit	04/17/2017		Fort Cobb Fuel Auth...	Walter Queto...	1107 · Checkin...		50.00	-7,419.43
Deposit	04/17/2017		Fort Cobb Fuel Auth...	Debra Ratliff ...	1126 · Deposit ...		100.00	-7,519.43
Deposit	04/18/2017		Fort Cobb Fuel Auth...	75 ReConnec...	1107 · Checkin...		50.00	-7,569.43

Fort Cobb Fuel Authority
General Ledger
As of December 31, 2017

Type	Date	Num	Name	Memo	Split	Debit	Credit	Balance
General Journal	04/18/2017	170207		Kim Vaughn r...	1243 · Custom...		50.00	-7,619.43
Deposit	04/20/2017		Fort Cobb Fuel Auth...	77 ReConnec...	1126 · Deposit ...		50.00	-7,669.43
Deposit	04/27/2017		Fort Cobb Fuel Auth...	82 Adv DisCo...	1107 · Checkin...		50.00	-7,719.43
General Journal	04/27/2017	170333		Reconnect fees	1243 · Custom...		200.00	-7,919.43
Deposit	04/28/2017		Fort Cobb Fuel Auth...	83 ReConnec...	1107 · Checkin...		50.00	-7,969.43
Deposit	04/28/2017		Fort Cobb Fuel Auth...	83 ReConnec...	1107 · Checkin...		50.00	-8,019.43
General Journal	04/30/2017	170335		Rackley,Hile...	1243 · Custom...		200.00	-8,219.43
General Journal	04/30/2017	LOC			1243 · Custom...		724.39	-8,943.82
Deposit	05/01/2017		Fort Cobb Fuel Auth...	84 Adv DisCo...	1107 · Checkin...		50.00	-8,993.82
Deposit	05/01/2017		Fort Cobb Fuel Auth...	84 ReConnec...	1107 · Checkin...		50.00	-9,043.82
General Journal	05/01/2017	170411		correct duplic...	1243 · Custom...	2,100.00		-6,943.82
General Journal	05/02/2017	LOC		pen adj Corley	1243 · Custom...	4.75		-6,939.07
General Journal	05/03/2017	Flood...		Flood Credit 5...	480.01 · Resid...	3.75		-6,935.32
Deposit	05/04/2017	cash	Fort Cobb Fuel Auth...	86 Adv Dis-co...	1122 · Deposit ...		50.00	-6,985.32
Deposit	05/11/2017		Fort Cobb Fuel Auth...	Summer Gibs...	1126 · Deposit ...		50.00	-7,035.32
Deposit	05/16/2017		Fort Cobb Fuel Auth...	Lynn Bates A...	1107 · Checkin...		50.00	-7,085.32
Deposit	05/16/2017		Fort Cobb Fuel Auth...	Frank O'Neal ...	1125 · Deposit ...		50.00	-7,135.32
Deposit	05/25/2017		Fort Cobb Fuel Auth...	101 Adv DisC...	1107 · Checkin...		50.00	-7,185.32
General Journal	05/25/2017	170505		Collection fee...	1243 · Custom...		50.00	-7,235.32
General Journal	05/30/2017	170507		Hernandez	-SPLIT-		50.00	-7,285.32
General Journal	05/30/2017	170507		Proctor, Finch...	488 · Penalties...		75.00	-7,360.32
General Journal	05/31/2017	170510		penalty calcul...	1243 · Custom...		611.50	-7,971.82
Deposit	06/05/2017		Fort Cobb Fuel Auth...	107 adv DisC...	1107 · Checkin...		50.00	-8,021.82
General Journal	06/05/2017	170631		Adjust Hilema...	-SPLIT-	50.00		-7,971.82
General Journal	06/05/2017	170631		Adjust Hilema...	488 · Penalties...	1.32		-7,970.50
General Journal	06/05/2017	170632		Travis Patters...	1243 · Custom...		50.00	-8,020.50
Deposit	06/06/2017		Fort Cobb Fuel Auth...	108 Adv DisC...	1125 · Deposit ...		50.00	-8,070.50
Deposit	06/08/2017		Fort Cobb Fuel Auth...	110 Adv DisC...	1121 · Deposit ...		50.00	-8,120.50
Deposit	06/13/2017		Fort Cobb Fuel Auth...	113 Adv DisC...	1107 · Checkin...		50.00	-8,170.50
Deposit	06/19/2017		Fort Cobb Fuel Auth...	117 Adv DisC...	1126 · Deposit ...		50.00	-8,220.50
Deposit	06/23/2017		Fort Cobb Fuel Auth...	121 Adv DisC...	1107 · Checkin...		50.00	-8,270.50
General Journal	06/23/2017	170732		Bobby Jo Wo...	1125 · Deposit ...		50.00	-8,320.50
Deposit	06/26/2017		Fort Cobb Fuel Auth...	122 Adv DisC...	1125 · Deposit ...		50.00	-8,370.50
General Journal	06/27/2017	170733		Sheena Proct...	-SPLIT-		50.00	-8,420.50
General Journal	06/27/2017	170733		Mary Bare rec...	488 · Penalties...		50.00	-8,470.50
General Journal	06/27/2017	170733		Mike Payne c...	488 · Penalties...		25.00	-8,495.50
General Journal	06/30/2017	170333		penalty calc	-SPLIT-		551.13	-9,046.63
General Journal	06/30/2017	170333		penalty adj	488 · Penalties...		1.03	-9,047.66
General Journal	06/30/2017	170334		Maldonado, S...	1243 · Custom...		150.00	-9,197.66
Deposit	07/06/2017		Fort Cobb Fuel Auth...	128 Adv DisC...	1126 · Deposit ...		50.00	-9,247.66
Deposit	07/11/2017		Fort Cobb Fuel Auth...	131 Adv DisC...	1107 · Checkin...		50.00	-9,297.66
Deposit	07/11/2017		Fort Cobb Fuel Auth...	131 Adv DisC...	1125 · Deposit ...		50.00	-9,347.66
General Journal	07/14/2017	1164		L Devaughn adj	480.02 · Resid...		0.24	-9,347.90
Deposit	07/18/2017		Fort Cobb Fuel Auth...	136 Adv DisC...	1125 · Deposit ...		50.00	-9,397.90
Deposit	07/19/2017		Fort Cobb Fuel Auth...	137 Adv DisC...	1107 · Checkin...		50.00	-9,447.90
General Journal	07/19/2017	1165		Elizondo	1243 · Custom...		50.00	-9,497.90
General Journal	07/25/2017	1167		Alvarez recon...	1243 · Custom...		50.00	-9,547.90
General Journal	07/27/2017	1168		Robertson,Sa...	1243 · Custom...			-9,547.90
Deposit	07/28/2017		Fort Cobb Fuel Auth...	144 Adv DisC...	1107 · Checkin...		50.00	-9,597.90

Fort Cobb Fuel Authority
General Ledger
As of December 31, 2017

Type	Date	Num	Name	Memo	Split	Debit	Credit	Balance
Deposit	07/28/2017		Fort Cobb Fuel Auth...	144 Adv DisC...	1126 · Deposit ...		50.00	-9,647.90
General Journal	07/31/2017	1169		Donna Moore ...	1243 · Custom...		50.00	-9,697.90
General Journal	07/31/2017	170732		penalty calc	1243 · Custom...		429.99	-10,127.89
Deposit	08/02/2017	1148	Fort Cobb Fuel Auth...	Christine Ingr...	1107 · Checkin...		50.00	-10,177.89
Deposit	08/07/2017		Fort Cobb Fuel Auth...	150 Adv DisC...	1107 · Checkin...		50.00	-10,227.89
Deposit	08/07/2017		Fort Cobb Fuel Auth...	150 Adv DisC...	1107 · Checkin...		50.00	-10,277.89
Deposit	08/08/2017		Fort Cobb Fuel Auth...	151 Adv DisC...	1107 · Checkin...		50.00	-10,327.89
Deposit	08/09/2017		Fort Cobb Fuel Auth...	152 Adv DisC...	1125 · Deposit ...		50.00	-10,377.89
General Journal	08/10/2017	170739		Motley,Shum...	1243 · Custom...		300.00	-10,677.89
General Journal	08/10/2017	170741		Ishman Retur...	1107 · Checkin...		50.00	-10,727.89
General Journal	08/15/2017	170740		Jerry Wallis r...	1243 · Custom...		50.00	-10,777.89
Deposit	08/16/2017		Fort Cobb Fuel Auth...	157 Adv DisC...	1107 · Checkin...		50.00	-10,827.89
Deposit	08/16/2017		Fort Cobb Fuel Auth...	157 Adv DisC...	1126 · Deposit ...		50.00	-10,877.89
Deposit	08/22/2017		Fort Cobb Fuel Auth...	161 Adv DisC...	1107 · Checkin...		50.00	-10,927.89
General Journal	08/23/2017	170931		Gardner, Hay...	1243 · Custom...		100.00	-11,027.89
Deposit	08/29/2017		Fort Cobb Fuel Auth...	166 Adv DisC...	1107 · Checkin...		50.00	-11,077.89
Deposit	08/29/2017		Fort Cobb Fuel Auth...	166 Adv DisC...	1126 · Deposit ...		50.00	-11,127.89
General Journal	08/31/2017	170805		Reconnects, ...	1243 · Custom...		150.00	-11,277.89
General Journal	08/31/2017	170806		Adv Dis charg...	1243 · Custom...		100.00	-11,377.89
General Journal	08/31/2017	170807		Estep charge ...	1243 · Custom...		50.00	-11,427.89
General Journal	08/31/2017	170812		penalty calc	1243 · Custom...		312.82	-11,740.71
General Journal	08/31/2017	170814		Dusty Mol, re...	1243 · Custom...		50.00	-11,790.71
Deposit	09/05/2017		Fort Cobb Fuel Auth...	170 Adv DisC...	1107 · Checkin...		50.00	-11,840.71
Deposit	09/08/2017		Fort Cobb Fuel Auth...	173 Adv DisC...	1122 · Deposit ...		50.00	-11,890.71
Deposit	09/08/2017		Fort Cobb Fuel Auth...	173 Adv DisC...	1122 · Deposit ...		50.00	-11,940.71
Deposit	09/13/2017		Fort Cobb Fuel Auth...	176 Adv DisC...	1107 · Checkin...		50.00	-11,990.71
General Journal	09/14/2017	170632		Wayne Peters...	1243 · Custom...		50.00	-12,040.71
Deposit	09/15/2017		Fort Cobb Fuel Auth...	178 Adv DisC...	1107 · Checkin...		50.00	-12,090.71
General Journal	09/25/2017	1173		Connects, Sla...	1243 · Custom...		200.00	-12,290.71
General Journal	09/25/2017	1174		Hernandez re...	1243 · Custom...		50.00	-12,340.71
Deposit	09/25/2017		Fort Cobb Fuel Auth...	184 Adv DisC...	1125 · Deposit ...		50.00	-12,390.71
General Journal	09/28/2017	LOC	Fort Cobb Fuel Auth...	C Harmon, Je...	1243 · Custom...		150.00	-12,540.71
General Journal	09/30/2017	LOC		penalty calc	1243 · Custom...		303.22	-12,843.93
Deposit	10/03/2017		Fort Cobb Fuel Auth...	Adv Disconne...	1107 · Checkin...		50.00	-12,893.93
Deposit	10/03/2017		Fort Cobb Fuel Auth...	Adv Disconne...	1121 · Deposit ...		50.00	-12,943.93
General Journal	10/03/2017	LOC		Schoolcraft c...	1243 · Custom...		50.00	-12,993.93
Deposit	10/04/2017		Fort Cobb Fuel Auth...	191 Adv DisC...	1125 · Deposit ...		50.00	-13,043.93
General Journal	10/06/2017	171004		02856 Rackle...	1243 · Custom...		50.00	-13,093.93
Deposit	10/09/2017		Fort Cobb Fuel Auth...	194 Adv DisC...	1107 · Checkin...		50.00	-13,143.93
General Journal	10/11/2017	171005		Caddo Housing	1243 · Custom...		50.00	-13,193.93
Deposit	10/12/2017		Fort Cobb Fuel Auth...	197 Adv DisC...	1107 · Checkin...		50.00	-13,243.93
Deposit	10/16/2017		Fort Cobb Fuel Auth...	199 Adv DisC...	1107 · Checkin...		50.00	-13,293.93
Deposit	10/16/2017		Fort Cobb Fuel Auth...	199 Adv DisC...	1107 · Checkin...		50.00	-13,343.93
Deposit	10/16/2017		Fort Cobb Fuel Auth...	199 Adv DisC...	1121 · Deposit ...		50.00	-13,393.93
General Journal	10/16/2017	171006		Neal, J Poor r...	1243 · Custom...		100.00	-13,493.93
Deposit	10/19/2017		Fort Cobb Fuel Auth...	202 Adv DisC...	1122 · Deposit ...		50.00	-13,543.93
Deposit	10/19/2017		Fort Cobb Fuel Auth...	202 Adv DisC...	1126 · Deposit ...		50.00	-13,593.93
Deposit	10/19/2017		Fort Cobb Fuel Auth...	202 Adv DisC...	1125 · Deposit ...		50.00	-13,643.93
Deposit	10/23/2017		Fort Cobb Fuel Auth...	204 Adv DisC...	1107 · Checkin...		50.00	-13,693.93

Fort Cobb Fuel Authority
General Ledger
As of December 31, 2017

Type	Date	Num	Name	Memo	Split	Debit	Credit	Balance
Deposit	10/23/2017		Fort Cobb Fuel Auth...	204 Adv DisC...	1107 · Checkin...		50.00	-13,743.93
General Journal	10/23/2017	171010		Cross, Magga...	1243 · Custom...		100.00	-13,843.93
Deposit	10/24/2017		Fort Cobb Fuel Auth...	205 Adv DisC...	1122 · Deposit ...		50.00	-13,893.93
Deposit	10/24/2017		Fort Cobb Fuel Auth...	205 Adv DisC...	1125 · Deposit ...		50.00	-13,943.93
General Journal	10/26/2017	171011		Ruby Goombi...	1243 · Custom...		50.00	-13,993.93
Deposit	10/26/2017		Fort Cobb Fuel Auth...	206 Adv DisC...	1107 · Checkin...		50.00	-14,043.93
General Journal	10/26/2017	171012		Scott Goodm...	1243 · Custom...		75.00	-14,118.93
General Journal	10/26/2017	171024		Penalty Adj C...	1243 · Custom...	27.74		-14,091.19
Deposit	10/27/2017		Fort Cobb Fuel Auth...	207 Adv DisC...	1107 · Checkin...		50.00	-14,141.19
Deposit	10/30/2017		Fort Cobb Fuel Auth...	208 Adv DisC...	1107 · Checkin...		50.00	-14,191.19
Deposit	10/30/2017		Fort Cobb Fuel Auth...	208 Adv DIsC...	1126 · Deposit ...		50.00	-14,241.19
Deposit	10/30/2017		Fort Cobb Fuel Auth...	208 Adv DisC...	1126 · Deposit ...		50.00	-14,291.19
General Journal	10/31/2017	171012		, Keef, Elizon...	1243 · Custom...		125.00	-14,416.19
Deposit	10/31/2017		Fort Cobb Fuel Auth...	209 Adv DisC...	1125 · Deposit ...		50.00	-14,466.19
Deposit	10/31/2017		Fort Cobb Fuel Auth...	209 Adv DisC...	1125 · Deposit ...		50.00	-14,516.19
General Journal	10/31/2017	171020		penalty calcul...	1243 · Custom...		347.78	-14,863.97
General Journal	11/01/2017	171015		M Lee connec...	1243 · Custom...		50.00	-14,913.97
General Journal	11/02/2017	171017		Bill Adv Dis F...	1243 · Custom...		50.00	-14,963.97
Deposit	11/02/2017		Fort Cobb Fuel Auth...	211 Adv DisC...	1121 · Deposit ...		50.00	-15,013.97
Deposit	11/02/2017		Fort Cobb Fuel Auth...	211 Adv DisC...	1122 · Deposit ...		50.00	-15,063.97
Deposit	11/03/2017		Fort Cobb Fuel Auth...	212 Adv DisC...	1107 · Checkin...		50.00	-15,113.97
Deposit	11/06/2017		Fort Cobb Fuel Auth...	213 Adv DisC...	1107 · Checkin...		50.00	-15,163.97
Deposit	11/07/2017		Fort Cobb Fuel Auth...	214 Adv DisC...	1121 · Deposit ...		50.00	-15,213.97
General Journal	11/08/2017	171103		Patricia White...	1243 · Custom...		150.00	-15,363.97
Deposit	11/10/2017		Fort Cobb Fuel Auth...	217 Adv DisC...	1107 · Checkin...		50.00	-15,413.97
Deposit	11/10/2017		Fort Cobb Fuel Auth...	217 Adv DisC...	1126 · Deposit ...		50.00	-15,463.97
Deposit	11/14/2017		Fort Cobb Fuel Auth...	219 Adv DisC...	1107 · Checkin...		50.00	-15,513.97
Deposit	11/16/2017		Fort Cobb Fuel Auth...	221 Adv DisC...	1107 · Checkin...		50.00	-15,563.97
Deposit	11/17/2017		Fort Cobb Fuel Auth...	222 Adv DisC...	1122 · Deposit ...		50.00	-15,613.97
General Journal	11/20/2017	2532		Gardner, Edg...	1243 · Custom...		150.00	-15,763.97
Deposit	11/21/2017		Fort Cobb Fuel Auth...	224 Adv DisC...	1125 · Deposit ...		50.00	-15,813.97
Deposit	11/22/2017		Fort Cobb Fuel Auth...	225 Adv DisC...	1126 · Deposit ...		50.00	-15,863.97
General Journal	11/28/2017	2535		L Smith, Lkba...	1243 · Custom...		175.00	-16,038.97
Deposit	11/29/2017		Fort Cobb Fuel Auth...	228 Adv DisC...	1107 · Checkin...		50.00	-16,088.97
General Journal	11/30/2017	2537		penalty calcul...	-SPLIT-		362.41	-16,451.38
General Journal	11/30/2017	2537		penalty calcul...	488 · Penalties...		0.82	-16,452.20
Deposit	12/04/2017		Fort Cobb Fuel Auth...	231 Adv DisC...	1107 · Checkin...		50.00	-16,502.20
Deposit	12/05/2017		Fort Cobb Fuel Auth...	232 Adv DisC...	1107 · Checkin...		50.00	-16,552.20
Deposit	12/05/2017		Fort Cobb Fuel Auth...	232 Adv DiCo...	1107 · Checkin...		50.00	-16,602.20
Deposit	12/05/2017		Fort Cobb Fuel Auth...	232 Adv DisC...	1107 · Checkin...		50.00	-16,652.20
Deposit	12/07/2017		Fort Cobb Fuel Auth...	234 Adv DisC...	1107 · Checkin...		50.00	-16,702.20
Deposit	12/08/2017		Fort Cobb Fuel Auth...	235 Adv DisC...	1121 · Deposit ...		50.00	-16,752.20
Deposit	12/12/2017		Fort Cobb Fuel Auth...	Jerry Strickla...	1125 · Deposit ...		50.00	-16,802.20
Deposit	12/18/2017		Fort Cobb Fuel Auth...	241 Adv DisC...	1107 · Checkin...		50.00	-16,852.20
Deposit	12/18/2017		Fort Cobb Fuel Auth...	241 Adv DisC...	1122 · Deposit ...		50.00	-16,902.20
Deposit	12/19/2017		Fort Cobb Fuel Auth...	242 Adv DisC...	1107 · Checkin...		50.00	-16,952.20
General Journal	12/19/2017	170931		H & Y Holdings	2413 · Custom...		50.00	-17,002.20
Deposit	12/28/2017		Fort Cobb Fuel Auth...	248 Adv DisC...	1125 · Deposit ...		50.00	-17,052.20

Fort Cobb Fuel Authority
General Ledger
As of December 31, 2017

Type	Date	Num	Name	Memo	Split	Debit	Credit	Balance
General Journal	12/31/2017	180101		penalty calcul...	1243 · Custom...		367.63	-17,419.83
General Journal	12/31/2017	171236		connect fees	1243 · Custom...		375.00	-17,794.83
Total 488 · Penalties & service charges						2,531.89	20,326.72	-17,794.83
494 · Interdepartment Rent								0.00
494.15 · IDR Kentucky								0.00
Invoice	01/01/2017	1701K...	Navitas KY NG LLC	Jan Office Re...	1253 · Other		98.00	-98.00
Invoice	02/01/2017	1702K...	Navitas KY NG LLC	Feb Office Re...	1253 · Other		98.00	-196.00
Invoice	03/01/2017	1703K...	Navitas KY NG LLC	Mar Office Re...	1253 · Other		98.00	-294.00
Invoice	04/01/2017	1704K...	Navitas KY NG LLC	Apr Office Re...	1253 · Other		98.00	-392.00
Invoice	05/01/2017	1705K...	Navitas KY NG LLC	May Office R...	1253 · Other		98.00	-490.00
Invoice	06/01/2017	1706K...	Navitas KY NG LLC	June Office R...	1253 · Other		98.00	-588.00
Invoice	07/01/2017	1707K...	Navitas KY NG LLC	July Office Re...	1253 · Other		98.00	-686.00
Invoice	08/01/2017	1708K...	Navitas KY NG LLC	August Office ...	1253 · Other		98.00	-784.00
Invoice	09/01/2017	1709K...	Navitas KY NG LLC	September Of...	1253 · Other		98.00	-882.00
Invoice	10/01/2017	1710K...	Navitas KY NG LLC	October Offic...	1253 · Other		98.00	-980.00
Invoice	11/01/2017	1711K...	Navitas KY NG LLC	November Off...	1253 · Other		98.00	-1,078.00
Invoice	12/01/2017	1712K...	Navitas KY NG LLC	December Off...	1253 · Other		98.00	-1,176.00
Total 494.15 · IDR Kentucky						0.00	1,176.00	-1,176.00
494.16 · IDR Tennessee								0.00
Invoice	01/01/2017	1701T...	Navitas TN NG LLC	Jan Eakly Offi...	1253 · Other		349.00	-349.00
Invoice	02/01/2017	1702T...	Navitas TN NG LLC	Feb Eakly Offi...	1253 · Other		349.00	-698.00
Invoice	03/01/2017	1703T...	Navitas TN NG LLC	Mar Eakly Offi...	1253 · Other		349.00	-1,047.00
Invoice	04/01/2017	1704T...	Navitas TN NG LLC	Apr Eakly Offi...	1253 · Other		349.00	-1,396.00
Invoice	05/01/2017	1705T...	Navitas TN NG LLC	May Eakly Off...	1253 · Other		349.00	-1,745.00
Invoice	06/01/2017	1706T...	Navitas TN NG LLC	June Eakly Of...	1253 · Other		349.00	-2,094.00
Invoice	07/01/2017	1707T...	Navitas TN NG LLC	July Eakly Off...	1253 · Other		349.00	-2,443.00
Invoice	08/01/2017	1708T...	Navitas TN NG LLC	August Eakly ...	1253 · Other		349.00	-2,792.00
Invoice	09/01/2017	1709T...	Navitas TN NG LLC	September E...	1253 · Other		349.00	-3,141.00
Invoice	10/01/2017	1710T...	Navitas TN NG LLC	October Eakly...	1253 · Other		349.00	-3,490.00
Invoice	11/01/2017	1711T...	Navitas TN NG LLC	November Ea...	1253 · Other		349.00	-3,839.00
Invoice	12/01/2017	1712T...	Navitas TN NG LLC	December Ea...	1253 · Other		349.00	-4,188.00
Total 494.16 · IDR Tennessee						0.00	4,188.00	-4,188.00
494.28 · IDR Texas								0.00
Total 494.28 · IDR Texas								0.00
494.46 · IDR Oklahoma								0.00
Total 494.46 · IDR Oklahoma								0.00
494 · Interdepartment Rent - Other								0.00
Total 494 · Interdepartment Rent - Other								0.00
Total 494 · Interdepartment Rent						0.00	5,364.00	-5,364.00

Fort Cobb Fuel Authority
General Ledger
As of December 31, 2017

Type	Date	Num	Name	Memo	Split	Debit	Credit	Balance
Revenue - Other								0.00
Total Revenue - Other								0.00
Total Revenue						389,561.55	2,448,149.89	-2,058,588.34
Cost of Goods Sold								0.00
5001 · Commodity purchase								0.00
Total 5001 · Commodity purchase								0.00
800 · Well Head Purchases								0.00
Total 800 · Well Head Purchases								0.00
804 · City Gate Purchases								0.00
Bill	01/31/2017	1701F...	Navitas Utility Corpo...		2233 · Other	75,957.00		75,957.00
Bill	02/28/2017	1702F...	Navitas Utility Corpo...		2233 · Other	112,596.00		188,553.00
Bill	03/31/2017	1703F...	Navitas Utility Corpo...		2233 · Other	75,954.00		264,507.00
Bill	04/30/2017	1704F...	Navitas Utility Corpo...		2233 · Other	33,610.00		298,117.00
Bill	05/31/2017	1705F...	Navitas Utility Corpo...		2233 · Other	19,324.00		317,441.00
Bill	06/30/2017	1706F...	Navitas Utility Corpo...		2233 · Other	21,233.00		338,674.00
Bill	07/31/2017	1707F...	Navitas Utility Corpo...		2233 · Other	16,838.00		355,512.00
Bill	08/31/2017	1708F...	Navitas Utility Corpo...		2233 · Other	21,758.00		377,270.00
Bill	09/30/2017	1709F...	Navitas Utility Corpo...		2233 · Other	15,154.00		392,424.00
Bill	10/31/2017	1710F...	Navitas Utility Corpo...		2233 · Other	16,718.00		409,142.00
Bill	11/30/2017	1711F...	Navitas Utility Corpo...		2233 · Other	27,809.00		436,951.00
Bill	12/31/2017	1712F...	Navitas Utility Corpo...		2233 · Other	62,227.00		499,178.00
Total 804 · City Gate Purchases						499,178.00	0.00	499,178.00
805 · Other Gas Purchases								0.00
Total 805 · Other Gas Purchases								0.00
812 · Gas used for Utility Operation								0.00
General Journal	01/04/2017	161202		FCFA Gas Bil...	1243 · Custom...	1,031.31		1,031.31
General Journal	03/02/2017	553		Navitas gas bi...	1243 · Custom...	895.15		1,926.46
General Journal	04/04/2017	170304		FC Gas bills, ...	1243 · Custom...	495.26		2,421.72
General Journal	05/02/2017	LOC		FC gas bills. ...	1243 · Custom...	273.87		2,695.59
General Journal	06/01/2017	170508		gas bills (all lo...	1243 · Custom...	191.16		2,886.75
General Journal	07/03/2017	170336		gas bills, all lo...	1243 · Custom...	108.04		2,994.79
General Journal	08/02/2017	170735		Gas bills (all l...	1243 · Custom...	103.93		3,098.72
General Journal	09/02/2017	170813		Gas bills (all l...	1243 · Custom...	103.93		3,202.65
General Journal	10/03/2017	LOC		Gas bills, all l...	1243 · Custom...	86.34		3,288.99
General Journal	11/02/2017	171016		FC gas bills, ...	1243 · Custom...	131.96		3,420.95
General Journal	12/02/2017	2533		Natural Gas B...	1243 · Custom...	350.43		3,771.38
Total 812 · Gas used for Utility Operation						3,771.38	0.00	3,771.38
813 · Other Gas Supply								0.00
Total 813 · Other Gas Supply								0.00

Fort Cobb Fuel Authority
General Ledger
As of December 31, 2017

Type	Date	Num	Name	Memo	Split	Debit	Credit	Balance
851 · Sys Cntrl & load dispatching								0.00
Bill	01/31/2017	1701F...	Navitas Utility Corpo...		2233 · Other	6,985.00		6,985.00
Bill	02/28/2017	1702F...	Navitas Utility Corpo...		2233 · Other	9,630.00		16,615.00
Bill	03/31/2017	1703F...	Navitas Utility Corpo...		2233 · Other	6,104.00		22,719.00
Bill	04/30/2017	1704F...	Navitas Utility Corpo...		2233 · Other	3,473.00		26,192.00
Bill	05/31/2017	1705F...	Navitas Utility Corpo...		2233 · Other	2,155.00		28,347.00
Bill	06/30/2017	1706F...	Navitas Utility Corpo...		2233 · Other	2,066.00		30,413.00
Bill	07/31/2017	1707F...	Navitas Utility Corpo...		2233 · Other	1,693.00		32,106.00
Bill	08/31/2017	1708F...	Navitas Utility Corpo...		2233 · Other	2,120.00		34,226.00
Bill	09/30/2017	1709F...	Navitas Utility Corpo...		2233 · Other	1,471.00		35,697.00
Bill	10/31/2017	1710F...	Navitas Utility Corpo...		2233 · Other	1,609.00		37,306.00
Bill	11/30/2017	1711F...	Navitas Utility Corpo...		2233 · Other	3,222.00		40,528.00
Bill	12/31/2017	1712F...	Navitas Utility Corpo...		2233 · Other	5,713.00		46,241.00
Total 851 · Sys Cntrl & load dispatching						46,241.00	0.00	46,241.00
Cost of Goods Sold - Other								0.00
Total Cost of Goods Sold - Other								0.00
Total Cost of Goods Sold						549,190.38	0.00	549,190.38
5098 · Deferred fuel cost								0.00
General Journal	03/31/2017	170331		Gas customer...	1501 · PGA A...	149,432.00		149,432.00
General Journal	06/30/2017	170630		Gas customer...	2501 · PGA lia...	6,471.00		155,903.00
General Journal	09/30/2017	170930		Gas customer...	2501 · PGA lia...		21,333.00	134,570.00
General Journal	12/31/2017	171231		Gas customer...	2501 · PGA lia...		15,578.00	118,992.00
Total 5098 · Deferred fuel cost						155,903.00	36,911.00	118,992.00
Direct Costs								0.00
403 · Depreciation Expense								0.00
5999 · Depreciation								0.00
Total 5999 · Depreciation								0.00
403 · Depreciation Expense - Other								0.00
General Journal	01/31/2017	170131			1656 · A/D - Le...	16,051.20		16,051.20
General Journal	02/28/2017	170228			1656 · A/D - Le...	16,051.20		32,102.40
General Journal	03/31/2017	170331			1656 · A/D - Le...	16,051.20		48,153.60
General Journal	04/30/2017	170430			1656 · A/D - Le...	16,051.20		64,204.80
General Journal	05/31/2017	170531			1656 · A/D - Le...	16,051.20		80,256.00
General Journal	06/30/2017	170630			1656 · A/D - Le...	16,051.20		96,307.20
General Journal	07/31/2017	170731			1656 · A/D - Le...	16,051.20		112,358.40
General Journal	08/31/2017	170831			1656 · A/D - Le...	16,051.20		128,409.60
General Journal	09/30/2017	170930			1656 · A/D - Le...	16,282.04		144,691.64
General Journal	10/31/2017	171031			1656 · A/D - Le...	16,285.05		160,976.69

Fort Cobb Fuel Authority
General Ledger
As of December 31, 2017

Type	Date	Num	Name	Memo	Split	Debit	Credit	Balance
General Journal	11/30/2017	171130			1656 · A/D - Le...	16,285.05		177,261.74
General Journal	12/31/2017	171231			1656 · A/D - Le...	16,648.92		193,910.66
Total 403 · Depreciation Expense - Other						193,910.66	0.00	193,910.66
Total 403 · Depreciation Expense						193,910.66	0.00	193,910.66
407 · Other Amortization								0.00
6699 · Amortization								0.00
Total 6699 · Amortization								0.00
407 · Other Amortization - Other								0.00
General Journal	01/31/2017	170131			1656 · A/D - Le...	3,635.54		3,635.54
General Journal	02/28/2017	170228			1656 · A/D - Le...	3,632.77		7,268.31
General Journal	03/31/2017	170331			1656 · A/D - Le...	3,632.77		10,901.08
General Journal	04/30/2017	170430			1656 · A/D - Le...	3,632.77		14,533.85
General Journal	05/31/2017	170531			1656 · A/D - Le...	3,632.77		18,166.62
General Journal	06/30/2017	170630			1656 · A/D - Le...	3,604.99		21,771.61
General Journal	07/31/2017	170731			1656 · A/D - Le...	3,408.23		25,179.84
General Journal	08/31/2017	170831			1656 · A/D - Le...	3,366.56		28,546.40
General Journal	09/30/2017	170930			1656 · A/D - Le...	3,309.13		31,855.53
General Journal	10/31/2017	171031			1656 · A/D - Le...	3,288.71		35,144.24
General Journal	11/30/2017	171130			1656 · A/D - Le...	3,205.38		38,349.62
General Journal	12/31/2017	171231			1656 · A/D - Le...	3,144.48		41,494.10
Total 407 · Other Amortization - Other						41,494.10	0.00	41,494.10
Total 407 · Other Amortization						41,494.10	0.00	41,494.10
874 · Mains & Services								0.00
5928 · Field Services								0.00
5931 · Labor								0.00
Total 5931 · Labor								0.00
5932 · Equipment								0.00
Total 5932 · Equipment								0.00
5933 · Fuel Surcharge								0.00
Total 5933 · Fuel Surcharge								0.00
5928 · Field Services - Other								0.00
Total 5928 · Field Services - Other								0.00
Total 5928 · Field Services								0.00

Fort Cobb Fuel Authority
General Ledger
As of December 31, 2017

Type	Date	Num	Name	Memo	Split	Debit	Credit	Balance
874 · Mains & Services - Other								0.00
Bill	01/31/2017	1701F...	Navitas Utility Corpo...		2233 · Other	20,685.00		20,685.00
Bill	02/28/2017	1702F...	Navitas Utility Corpo...		2233 · Other	19,484.00		40,169.00
Bill	03/31/2017	1703F...	Navitas Utility Corpo...		2233 · Other	28,965.00		69,134.00
Bill	04/30/2017	1704F...	Navitas Utility Corpo...		2233 · Other	20,446.00		89,580.00
Bill	05/31/2017	1705F...	Navitas Utility Corpo...		2233 · Other	19,151.00		108,731.00
Bill	06/30/2017	1706F...	Navitas Utility Corpo...		2233 · Other	20,723.00		129,454.00
Bill	07/31/2017	1707F...	Navitas Utility Corpo...		2233 · Other	24,634.00		154,088.00
Bill	08/31/2017	1708F...	Navitas Utility Corpo...		2233 · Other	22,959.00		177,047.00
Bill	09/30/2017	1709F...	Navitas Utility Corpo...		2233 · Other	32,298.00		209,345.00
Bill	10/31/2017	1710F...	Navitas Utility Corpo...		2233 · Other	20,894.00		230,239.00
Bill	11/30/2017	1711F...	Navitas Utility Corpo...		2233 · Other	21,047.00		251,286.00
Bill	12/31/2017	1712F...	Navitas Utility Corpo...		2233 · Other	16,964.00		268,250.00
Total 874 · Mains & Services - Other						268,250.00	0.00	268,250.00
Total 874 · Mains & Services						268,250.00	0.00	268,250.00
887 · Maintenance of Mains								0.00
General Journal	01/20/2017	5343	Tony Mol	Tony Mol new...	1107 · Checkin...		526.18	-526.18
Bill	01/31/2017	1701F...	Navitas Utility Corpo...		2233 · Other	3,363.00		2,836.82
General Journal	02/27/2017	543	Azurae Kilian	Azurae Kilian ...	1107 · Checkin...		961.00	1,875.82
Bill	02/28/2017	1702F...	Navitas Utility Corpo...		2233 · Other	3,536.00		5,411.82
Bill	03/31/2017	1703F...	Navitas Utility Corpo...		2233 · Other	5,967.00		11,378.82
Bill	04/30/2017	1704F...	Navitas Utility Corpo...		2233 · Other	4,863.00		16,241.82
Bill	05/31/2017	1705F...	Navitas Utility Corpo...		2233 · Other	4,161.00		20,402.82
Bill	06/30/2017	1706F...	Navitas Utility Corpo...		2233 · Other	4,869.00		25,271.82
Bill	07/31/2017	1707F...	Navitas Utility Corpo...		2233 · Other	4,416.00		29,687.82
Bill	08/31/2017	1708F...	Navitas Utility Corpo...		2233 · Other	5,312.00		34,999.82
Bill	09/30/2017	1709F...	Navitas Utility Corpo...		2233 · Other	5,898.00		40,897.82
Bill	10/31/2017	1710F...	Navitas Utility Corpo...		2233 · Other	3,986.00		44,883.82
Bill	11/30/2017	1711F...	Navitas Utility Corpo...		2233 · Other	3,694.00		48,577.82
General Journal	12/01/2017	2017 ...		Capitalize 201...	1721 · Mains - ...		26,600.00	21,977.82
General Journal	12/01/2017	2017S...		Capitalize YE ...	-SPLIT-		39,550.00	-17,572.18
Bill	12/01/2017	2017 ...	Navitas Utility Corpo...	Inventory mat...	2233 · Other	29,663.81		12,091.63
Bill	12/31/2017	1712F...	Navitas Utility Corpo...		2233 · Other	4,428.00		16,519.63
Total 887 · Maintenance of Mains						84,156.81	67,637.18	16,519.63
893 · Maintenance of Meters								0.00
5923 · NUC - Asset billing								0.00
Total 5923 · NUC - Asset billing								0.00

Fort Cobb Fuel Authority
General Ledger
As of December 31, 2017

Type	Date	Num	Name	Memo	Split	Debit	Credit	Balance
893 · Maintenance of Meters - Other								0.00
Bill	01/31/2017	1701F...	Navitas Utility Corpo...		2233 · Other	3,387.00		3,387.00
Bill	02/28/2017	1702F...	Navitas Utility Corpo...		2233 · Other	3,436.00		6,823.00
Bill	03/31/2017	1703F...	Navitas Utility Corpo...		2233 · Other	4,089.00		10,912.00
Bill	04/30/2017	1704F...	Navitas Utility Corpo...		2233 · Other	3,472.00		14,384.00
Bill	05/31/2017	1705F...	Navitas Utility Corpo...		2233 · Other	3,447.00		17,831.00
Bill	06/30/2017	1706F...	Navitas Utility Corpo...		2233 · Other	3,527.00		21,358.00
Bill	07/31/2017	1707F...	Navitas Utility Corpo...		2233 · Other	3,690.00		25,048.00
Bill	08/31/2017	1708F...	Navitas Utility Corpo...		2233 · Other	3,354.00		28,402.00
Bill	09/30/2017	1709F...	Navitas Utility Corpo...		2233 · Other	4,017.00		32,419.00
Bill	10/31/2017	1710F...	Navitas Utility Corpo...		2233 · Other	3,332.00		35,751.00
Bill	11/30/2017	1711F...	Navitas Utility Corpo...		2233 · Other	3,456.00		39,207.00
Bill	12/31/2017	1712F...	Navitas Utility Corpo...		2233 · Other	4,938.00		44,145.00
Total 893 · Maintenance of Meters - Other						44,145.00	0.00	44,145.00
Total 893 · Maintenance of Meters						44,145.00	0.00	44,145.00
894 · Maintenance of Other Equipment								0.00
Total 894 · Maintenance of Other Equipment								0.00
Direct Costs - Other								0.00
Total Direct Costs - Other								0.00
Total Direct Costs						631,956.57	67,637.18	564,319.39
Indirect Costs								0.00
903 · Customer Records & Collection								0.00
6320 · Bank fees								0.00
Total 6320 · Bank fees								0.00
6399 · Reconciliation Discrepancies								0.00
Total 6399 · Reconciliation Discrepancies								0.00
6410 · Lic, permit, member								0.00
Total 6410 · Lic, permit, member								0.00
6412 · Postage-billing								0.00
Total 6412 · Postage-billing								0.00
6496 · Customer Discounts								0.00
Total 6496 · Customer Discounts								0.00

Fort Cobb Fuel Authority
General Ledger
As of December 31, 2017

Type	Date	Num	Name	Memo	Split	Debit	Credit	Balance
903 · Customer Records & Collection - Other								0.00
General Journal	01/03/2017	170103		To record ban...	1107 · Checkin...	393.57		393.57
General Journal	01/05/2017	161210		Stufflebeam d...	480.02 · Resid...	1.50		395.07
General Journal	01/10/2017	5353		Ivan Stevens ...	481.42 · Agricu...	13.50		408.57
General Journal	01/13/2017	5344		Deidra Flores ...	1107 · Checkin...	7.00		415.57
Check	01/30/2017			Service Charge	1123 · Deposit ...	7.50		423.07
General Journal	01/31/2017	5352			480.01 · Resid...		2,460.00	-2,036.93
General Journal	01/31/2017	5356			480.01 · Resid...		9.00	-2,045.93
General Journal	01/31/2017	5357		Carmen Lope...	480.02 · Resid...		1.50	-2,047.43
Check	01/31/2017			Service Charge	1125 · Deposit ...	4.97		-2,042.46
Bill	01/31/2017	1701F...	Navitas Utility Corpo...		2233 · Other	2,123.00		80.54
General Journal	02/02/2017	170202		To record ban...	1107 · Checkin...	623.70		704.24
General Journal	02/14/2017	161236		03323 Adj La...	480.01 · Resid...	1.50		705.74
General Journal	02/14/2017	161238		02931 Michae...	480.02 · Resid...	16.50		722.24
General Journal	02/14/2017	161239		03121 Darrel ...	480.02 · Resid...	7.50		729.74
General Journal	02/14/2017	161240		03163 Patrici...	480.01 · Resid...	7.50		737.24
General Journal	02/14/2017	161241		03451 A Lawr...	480.02 · Resid...	7.50		744.74
General Journal	02/28/2017	547		Final bills 2/1 ...	480.01 · Resid...		12.00	732.74
General Journal	02/28/2017	550		JD Wann bill ...	480.01 · Resid...	1.50		734.24
General Journal	02/28/2017	555			480.01 · Resid...		2,458.50	-1,724.26
Check	02/28/2017			Service Charge	1123 · Deposit ...	7.50		-1,716.76
Bill	02/28/2017	1702F...	Navitas Utility Corpo...		2233 · Other	2,086.00		369.24
General Journal	03/01/2017	170205		James/Audra ...	1126 · Deposit ...	5.00		374.24
General Journal	03/02/2017	170302		To record ban...	1107 · Checkin...	921.63		1,295.87
General Journal	03/03/2017	170204		Shoff 03367 ...	480.01 · Resid...		1.50	1,294.37
General Journal	03/31/2017	170305			480.01 · Resid...		2,451.00	-1,156.63
General Journal	03/31/2017	170309		Final bills	480.01 · Resid...		1.50	-1,158.13
Check	03/31/2017			Service Charge	1125 · Deposit ...	2.90		-1,155.23
Check	03/31/2017			Service Charge	1123 · Deposit ...	7.50		-1,147.73
Bill	03/31/2017	1703F...	Navitas Utility Corpo...		2233 · Other	2,434.00		1,286.27
General Journal	04/03/2017	170403		To record ban...	1107 · Checkin...	721.79		2,008.06
General Journal	04/04/2017	170314		Jesse Motley ...	1126 · Deposit ...	5.00		2,013.06
General Journal	04/18/2017	170208		ACH Returne...	1107 · Checkin...	7.00		2,020.06
General Journal	04/30/2017	LOC			480.01 · Resid...		2,437.50	-417.44
General Journal	04/30/2017	LOC		Final bills, April	480.01 · Resid...		3.00	-420.44
Check	04/30/2017			Service Charge	1125 · Deposit ...	6.62		-413.82
Check	04/30/2017			Service Charge	1123 · Deposit ...	7.50		-406.32
Bill	04/30/2017	1704F...	Navitas Utility Corpo...		2233 · Other	4,576.00		4,169.68
General Journal	05/03/2017	170503		To record ban...	1107 · Checkin...	544.37		4,714.05
General Journal	05/03/2017	Flood...		Flood Credit 5...	480.01 · Resid...	25.50		4,739.55
General Journal	05/24/2017	170603		Harland Clark...	1125 · Deposit ...	57.45		4,797.00
General Journal	05/26/2017	170526		NSF Fee	1107 · Checkin...	29.00		4,826.00
General Journal	05/26/2017	170526		NSF Fee	1107 · Checkin...	29.00		4,855.00
General Journal	05/31/2017	170509		May final bills ...	480.01 · Resid...		6.00	4,849.00
General Journal	05/31/2017	170512			480.01 · Resid...		2,407.50	2,441.50
Check	05/31/2017			Service Charge	1123 · Deposit ...	7.50		2,449.00
Check	05/31/2017			Service Charge	1125 · Deposit ...	8.18		2,457.18
Bill	05/31/2017	1705F...	Navitas Utility Corpo...		2233 · Other	2,100.00		4,557.18
General Journal	06/01/2017	170511		D Lisenberry f...	480.01 · Resid...		1.50	4,555.68

Fort Cobb Fuel Authority
General Ledger
As of December 31, 2017

Type	Date	Num	Name	Memo	Split	Debit	Credit	Balance
General Journal	06/02/2017	170602		To record ban...	1107 · Checkin...	411.77		4,967.45
General Journal	06/23/2017	170732		Bobby Jo Wo...	1125 · Deposit ...	2.00		4,969.45
General Journal	06/30/2017	170332			480.01 · Resid...		2,398.50	2,570.95
General Journal	06/30/2017	170337		Final bills 6/2 ...	480.01 · Resid...		3.00	2,567.95
Check	06/30/2017			Service Charge	1122 · Deposit ...	5.00		2,572.95
Check	06/30/2017			Service Charge	1125 · Deposit ...	7.10		2,580.05
Check	06/30/2017			Service Charge	1123 · Deposit ...	7.50		2,587.55
Bill	06/30/2017	1706F...	Navitas Utility Corpo...		2233 · Other	2,388.00		4,975.55
General Journal	07/03/2017	170703		To record ban...	1107 · Checkin...	354.19		5,329.74
General Journal	07/14/2017	1164		L Devaughn adj	480.02 · Resid...	4.50		5,334.24
General Journal	07/31/2017	170733			480.01 · Resid...		2,365.50	2,968.74
General Journal	07/31/2017	170737		Final bills 7/2 ...	480.01 · Resid...		9.00	2,959.74
Check	07/31/2017			Service Charge	1122 · Deposit ...	5.00		2,964.74
Check	07/31/2017			Service Charge	1123 · Deposit ...	7.50		2,972.24
Check	07/31/2017			Service Charge	1125 · Deposit ...	8.12		2,980.36
Bill	07/31/2017	1707F...	Navitas Utility Corpo...		2233 · Other	2,276.00		5,256.36
General Journal	08/02/2017	170802		To record ban...	1107 · Checkin...	288.57		5,544.93
General Journal	08/10/2017	170741		Ishman Retur...	1107 · Checkin...	7.00		5,551.93
General Journal	08/14/2017	170742		02618 R Boat...	480.02 · Resid...	1.50		5,553.43
General Journal	08/31/2017	170810		Final bills 8/2 ...	480.01 · Resid...		13.50	5,539.93
General Journal	08/31/2017	170811			480.01 · Resid...		2,359.50	3,180.43
Check	08/31/2017			Service Charge	1125 · Deposit ...	8.69		3,189.12
Check	08/31/2017			Service Charge	1122 · Deposit ...	5.00		3,194.12
Check	08/31/2017			Service Charge	1123 · Deposit ...	7.50		3,201.62
Bill	08/31/2017	1708F...	Navitas Utility Corpo...		2233 · Other	2,408.00		5,609.62
General Journal	09/05/2017	170905		To record ban...	1107 · Checkin...	287.77		5,897.39
General Journal	09/30/2017	LOC		Final bills 9/2 ...	480.01 · Resid...		9.00	5,888.39
General Journal	09/30/2017	LOC			480.01 · Resid...		2,365.50	3,522.89
Check	09/30/2017			Service Charge	1122 · Deposit ...	5.00		3,527.89
Check	09/30/2017			Service Charge	1125 · Deposit ...	8.30		3,536.19
Check	09/30/2017			Service Charge	1123 · Deposit ...	7.50		3,543.69
Bill	09/30/2017	1709F...	Navitas Utility Corpo...		2233 · Other	2,233.00		5,776.69
General Journal	10/02/2017	171002		To record ban...	1107 · Checkin...	290.15		6,066.84
General Journal	10/31/2017	LOC		Final bills, Oct...	480.01 · Resid...		10.50	6,056.34
General Journal	10/31/2017	171019			480.01 · Resid...		2,358.00	3,698.34
Check	10/31/2017			Service Charge	1123 · Deposit ...	7.50		3,705.84
Check	10/31/2017			Service Charge	1125 · Deposit ...	8.54		3,714.38
Bill	10/31/2017	1710F...	Navitas Utility Corpo...		2233 · Other	1,943.00		5,657.38
General Journal	11/01/2017	171022		Reverse J Wil...	480.02 · Resid...	1.50		5,658.88
General Journal	11/02/2017	171023		Lookeba Meth...	481.12 · Com...	1.50		5,660.38
General Journal	11/02/2017	171102		To record ban...	1107 · Checkin...	274.31		5,934.69
General Journal	11/30/2017	2536		Final bills 11/...	480.01 · Resid...		12.00	5,922.69
General Journal	11/30/2017	171132			480.01 · Resid...		2,374.50	3,548.19
Check	11/30/2017			Service Charge	1123 · Deposit ...	7.50		3,555.69
Check	11/30/2017			Service Charge	1125 · Deposit ...	7.25		3,562.94
Bill	11/30/2017	1711F...	Navitas Utility Corpo...		2233 · Other	2,247.00		5,809.94
General Journal	12/04/2017	171204		To record ban...	1107 · Checkin...	319.71		6,129.65
General Journal	12/28/2017	171229		Dec final bills	480.01 · Resid...		9.00	6,120.65
Check	12/29/2017			Service Charge	1123 · Deposit ...	7.50		6,128.15

Fort Cobb Fuel Authority
General Ledger
As of December 31, 2017

Type	Date	Num	Name	Memo	Split	Debit	Credit	Balance
General Journal	12/31/2017	180101			480.01 · Resid...		2,488.50	3,639.65
Check	12/31/2017			Service Charge	1125 · Deposit ...	4.61		3,644.26
Bill	12/31/2017	1712F...	Navitas Utility Corpo...		2233 · Other	2,321.00		5,965.26
Total 903 · Customer Records & Collection - Other						34,991.76	29,026.50	5,965.26
Total 903 · Customer Records & Collection						34,991.76	29,026.50	5,965.26
904 · Bad Debt								0.00
6495 · Bad debt								0.00
Total 6495 · Bad debt								0.00
904 · Bad Debt - Other								0.00
General Journal	01/05/2017	161212		Chelsi Gingh...	1243 · Custom...		760.76	-760.76
General Journal	02/06/2017	170105		02136 Catheri...	1243 · Custom...		699.97	-1,460.73
General Journal	02/13/2017	161234		Write off bad ...	1243 · Custom...	2,880.70		1,419.97
General Journal	02/14/2017	161235		Write off bad ...	1243 · Custom...	5,217.45		6,637.42
General Journal	03/06/2017	170203		Sue Walker 0...	1243 · Custom...		248.68	6,388.74
General Journal	04/27/2017	170332		Derrick Fife, ...	1243 · Custom...	1,263.32		7,652.06
General Journal	05/02/2017	LOC		Todd Kidd wri...	1243 · Custom...		55.94	7,596.12
General Journal	07/25/2017	1166		Write Off Bad...	1243 · Custom...	4,076.27		11,672.39
General Journal	08/17/2017	170932		Nikki Kionute,...	1243 · Custom...		98.20	11,574.19
General Journal	09/21/2017	1172		Bad debt writ...	1243 · Custom...	6,599.86		18,174.05
General Journal	10/19/2017	171007		Reinstate Bar...	1243 · Custom...		23.45	18,150.60
General Journal	10/20/2017	171008		Write on debt ...	1243 · Custom...		388.58	17,762.02
General Journal	10/20/2017	171009		Write on bad ...	1243 · Custom...		677.65	17,084.37
General Journal	12/04/2017	171235		Chelsi Rosser...	1243 · Custom...		544.47	16,539.90
Total 904 · Bad Debt - Other						20,037.60	3,497.70	16,539.90
Total 904 · Bad Debt						20,037.60	3,497.70	16,539.90
908 · Customer Assistance								0.00
5927 · Customer Service								0.00
Total 5927 · Customer Service								0.00

Fort Cobb Fuel Authority
General Ledger
As of December 31, 2017

Type	Date	Num	Name	Memo	Split	Debit	Credit	Balance
908 · Customer Assistance - Other								0.00
Bill	01/31/2017	1701F...	Navitas Utility Corpo...		2233 · Other	7,120.00		7,120.00
Bill	02/28/2017	1702F...	Navitas Utility Corpo...		2233 · Other	7,234.00		14,354.00
Bill	03/31/2017	1703F...	Navitas Utility Corpo...		2233 · Other	10,744.00		25,098.00
Bill	04/30/2017	1704F...	Navitas Utility Corpo...		2233 · Other	7,191.00		32,289.00
Bill	05/31/2017	1705F...	Navitas Utility Corpo...		2233 · Other	7,175.00		39,464.00
Bill	06/30/2017	1706F...	Navitas Utility Corpo...		2233 · Other	7,041.00		46,505.00
Bill	07/31/2017	1707F...	Navitas Utility Corpo...		2233 · Other	8,777.00		55,282.00
Bill	08/31/2017	1708F...	Navitas Utility Corpo...		2233 · Other	7,304.00		62,586.00
Bill	09/30/2017	1709F...	Navitas Utility Corpo...		2233 · Other	10,955.00		73,541.00
Bill	10/31/2017	1710F...	Navitas Utility Corpo...		2233 · Other	7,345.00		80,886.00
Bill	11/30/2017	1711F...	Navitas Utility Corpo...		2233 · Other	7,150.00		88,036.00
Bill	12/31/2017	1712F...	Navitas Utility Corpo...		2233 · Other	8,249.00		96,285.00
Total 908 · Customer Assistance - Other						96,285.00	0.00	96,285.00
Total 908 · Customer Assistance						96,285.00	0.00	96,285.00
909 · Infomation Advertising								0.00
6460 · Company promotions								0.00
Total 6460 · Company promotions								0.00
909 · Infomation Advertising - Other								0.00
Total 909 · Infomation Advertising - Other								0.00
Total 909 · Infomation Advertising								0.00
920 · Administration & Gen Sales								0.00
5921 · NUC - Operations								0.00
Total 5921 · NUC - Operations								0.00
5926 · Administration								0.00
Total 5926 · Administration								0.00
920 · Administration & Gen Sales - Other								0.00
Bill	01/31/2017	1701F...	Navitas Utility Corpo...		2233 · Other	26,134.00		26,134.00
Bill	02/28/2017	1702F...	Navitas Utility Corpo...		2233 · Other	26,018.00		52,152.00
Bill	03/31/2017	1703F...	Navitas Utility Corpo...		2233 · Other	26,070.00		78,222.00
Bill	04/30/2017	1704F...	Navitas Utility Corpo...		2233 · Other	25,654.00		103,876.00
Bill	05/31/2017	1705F...	Navitas Utility Corpo...		2233 · Other	24,856.00		128,732.00
Bill	06/30/2017	1706F...	Navitas Utility Corpo...		2233 · Other	26,607.00		155,339.00
Bill	07/31/2017	1707F...	Navitas Utility Corpo...		2233 · Other	25,810.00		181,149.00
Bill	08/31/2017	1708F...	Navitas Utility Corpo...		2233 · Other	25,714.00		206,863.00
Bill	09/30/2017	1709F...	Navitas Utility Corpo...		2233 · Other	25,586.00		232,449.00
Bill	10/31/2017	1710F...	Navitas Utility Corpo...		2233 · Other	24,800.00		257,249.00

Fort Cobb Fuel Authority
General Ledger
As of December 31, 2017

Type	Date	Num	Name	Memo	Split	Debit	Credit	Balance
Bill	11/30/2017	1711F...	Navitas Utility Corpo...		2233 · Other	23,947.00		281,196.00
Bill	12/31/2017	1712F...	Navitas Utility Corpo...		2233 · Other	27,070.00		308,266.00
Total 920 · Administration & Gen Sales - Other						308,266.00	0.00	308,266.00
Total 920 · Administration & Gen Sales						308,266.00	0.00	308,266.00
921 · Office Supplies								0.00
6200 · Office Expenses								0.00
Total 6200 · Office Expenses								0.00
921 · Office Supplies - Other								0.00
Bill	01/31/2017	1701F...	Navitas Utility Corpo...		2233 · Other	5,726.00		5,726.00
Bill	02/28/2017	1702F...	Navitas Utility Corpo...		2233 · Other	6,205.00		11,931.00
Bill	03/31/2017	1703F...	Navitas Utility Corpo...		2233 · Other	6,474.00		18,405.00
Bill	04/30/2017	1704F...	Navitas Utility Corpo...		2233 · Other	5,424.00		23,829.00
Bill	05/31/2017	1705F...	Navitas Utility Corpo...		2233 · Other	5,483.00		29,312.00
Bill	06/30/2017	1706F...	Navitas Utility Corpo...		2233 · Other	5,719.00		35,031.00
Bill	07/31/2017	1707F...	Navitas Utility Corpo...		2233 · Other	5,819.00		40,850.00
Bill	08/31/2017	1708F...	Navitas Utility Corpo...		2233 · Other	4,825.00		45,675.00
Bill	09/30/2017	1709F...	Navitas Utility Corpo...		2233 · Other	6,062.00		51,737.00
Bill	10/31/2017	1710F...	Navitas Utility Corpo...		2233 · Other	6,919.00		58,656.00
Bill	11/30/2017	1711F...	Navitas Utility Corpo...		2233 · Other	6,984.00		65,640.00
Bill	12/31/2017	1712F...	Navitas Utility Corpo...		2233 · Other	5,833.00		71,473.00
Total 921 · Office Supplies - Other						71,473.00	0.00	71,473.00
Total 921 · Office Supplies						71,473.00	0.00	71,473.00
923 · Outside Services								0.00
6300 · Acct								0.00
Total 6300 · Acct								0.00
6310 · Accounting, consultation								0.00
Total 6310 · Accounting, consultation								0.00
6420 · Tax consult & filing								0.00
Total 6420 · Tax consult & filing								0.00
6425 · Legal								0.00
Total 6425 · Legal								0.00

Fort Cobb Fuel Authority
General Ledger
As of December 31, 2017

Type	Date	Num	Name	Memo	Split	Debit	Credit	Balance
923 · Outside Services - Other								0.00
Bill	01/31/2017	1701F...	Navitas Utility Corpo...		2233 · Other	8,206.00		8,206.00
Bill	02/28/2017	1702F...	Navitas Utility Corpo...		2233 · Other	7,743.00		15,949.00
Bill	03/31/2017	1703F...	Navitas Utility Corpo...		2233 · Other	6,645.00		22,594.00
Bill	04/30/2017	1704F...	Navitas Utility Corpo...		2233 · Other	5,617.00		28,211.00
Bill	05/31/2017	1705F...	Navitas Utility Corpo...		2233 · Other	8,866.00		37,077.00
Bill	06/30/2017	1706F...	Navitas Utility Corpo...		2233 · Other	5,163.00		42,240.00
Bill	07/31/2017	1707F...	Navitas Utility Corpo...		2233 · Other		2,062.00	40,178.00
Bill	08/31/2017	1708F...	Navitas Utility Corpo...		2233 · Other	5,319.00		45,497.00
Bill	09/30/2017	1709F...	Navitas Utility Corpo...		2233 · Other	6,004.00		51,501.00
Bill	10/31/2017	1710F...	Navitas Utility Corpo...		2233 · Other	6,619.00		58,120.00
Bill	11/30/2017	1711F...	Navitas Utility Corpo...		2233 · Other	7,928.00		66,048.00
Bill	12/31/2017	1712F...	Navitas Utility Corpo...		2233 · Other	5,480.00		71,528.00
Total 923 · Outside Services - Other						73,590.00	2,062.00	71,528.00
Total 923 · Outside Services						73,590.00	2,062.00	71,528.00
924 · Insurance								0.00
6440 · Bonds & insurance								0.00
Total 6440 · Bonds & insurance								0.00
924 · Insurance - Other								0.00
Bill	01/31/2017	1701F...	Navitas Utility Corpo...		2233 · Other	1,658.00		1,658.00
Bill	02/28/2017	1702F...	Navitas Utility Corpo...		2233 · Other	6,445.00		8,103.00
Bill	03/31/2017	1703F...	Navitas Utility Corpo...		2233 · Other	4,762.00		12,865.00
Bill	04/30/2017	1704F...	Navitas Utility Corpo...		2233 · Other	4,078.00		16,943.00
Bill	05/31/2017	1705F...	Navitas Utility Corpo...		2233 · Other	2,793.00		19,736.00
Bill	06/30/2017	1706F...	Navitas Utility Corpo...		2233 · Other	3,313.00		23,049.00
Bill	07/31/2017	1707F...	Navitas Utility Corpo...		2233 · Other	8,267.00		31,316.00
Bill	08/31/2017	1708F...	Navitas Utility Corpo...		2233 · Other	4,351.00		35,667.00
Bill	09/30/2017	1709F...	Navitas Utility Corpo...		2233 · Other	3,501.00		39,168.00
Bill	10/31/2017	1710F...	Navitas Utility Corpo...		2233 · Other	3,857.00		43,025.00
Bill	11/30/2017	1711F...	Navitas Utility Corpo...		2233 · Other	4,449.00		47,474.00
Bill	12/31/2017	1712F...	Navitas Utility Corpo...		2233 · Other	4,686.00		52,160.00
Total 924 · Insurance - Other						52,160.00	0.00	52,160.00
Total 924 · Insurance						52,160.00	0.00	52,160.00

Fort Cobb Fuel Authority
General Ledger
As of December 31, 2017

Type	Date	Num	Name	Memo	Split	Debit	Credit	Balance
925 · I/D - Safety & Security								0.00
Bill	01/31/2017	1701F...	Navitas Utility Corpo...		2233 · Other	75.00		75.00
Bill	02/28/2017	1702F...	Navitas Utility Corpo...		2233 · Other	4,964.00		5,039.00
Bill	03/31/2017	1703F...	Navitas Utility Corpo...		2233 · Other	2,293.00		7,332.00
Bill	04/30/2017	1704F...	Navitas Utility Corpo...		2233 · Other	16.00		7,348.00
Bill	05/31/2017	1705F...	Navitas Utility Corpo...		2233 · Other	188.00		7,536.00
Bill	06/30/2017	1706F...	Navitas Utility Corpo...		2233 · Other	4,477.00		12,013.00
Bill	07/31/2017	1707F...	Navitas Utility Corpo...		2233 · Other	414.00		12,427.00
Bill	08/31/2017	1708F...	Navitas Utility Corpo...		2233 · Other	217.00		12,644.00
Bill	09/30/2017	1709F...	Navitas Utility Corpo...		2233 · Other	78.00		12,722.00
Bill	10/31/2017	1710F...	Navitas Utility Corpo...		2233 · Other	11.00		12,733.00
Bill	11/30/2017	1711F...	Navitas Utility Corpo...		2233 · Other	1,159.00		13,892.00
Bill	12/31/2017	1712F...	Navitas Utility Corpo...		2233 · Other	3,453.00		17,345.00
Total 925 · I/D - Safety & Security						17,345.00	0.00	17,345.00
926 · Employee Benefits								0.00
Bill	01/31/2017	1701F...	Navitas Utility Corpo...		2233 · Other	13,195.00		13,195.00
Bill	02/28/2017	1702F...	Navitas Utility Corpo...		2233 · Other	13,005.00		26,200.00
Bill	03/31/2017	1703F...	Navitas Utility Corpo...		2233 · Other	14,029.00		40,229.00
Bill	04/30/2017	1704F...	Navitas Utility Corpo...		2233 · Other	14,908.00		55,137.00
Bill	05/31/2017	1705F...	Navitas Utility Corpo...		2233 · Other	14,459.00		69,596.00
Bill	06/30/2017	1706F...	Navitas Utility Corpo...		2233 · Other	14,063.00		83,659.00
Bill	07/31/2017	1707F...	Navitas Utility Corpo...		2233 · Other	13,607.00		97,266.00
Bill	08/31/2017	1708F...	Navitas Utility Corpo...		2233 · Other	14,008.00		111,274.00
Bill	09/30/2017	1709F...	Navitas Utility Corpo...		2233 · Other	15,602.00		126,876.00
Bill	10/31/2017	1710F...	Navitas Utility Corpo...		2233 · Other	14,186.00		141,062.00
Bill	11/30/2017	1711F...	Navitas Utility Corpo...		2233 · Other	13,870.00		154,932.00
Bill	12/31/2017	1712F...	Navitas Utility Corpo...		2233 · Other	13,803.00		168,735.00
Total 926 · Employee Benefits						168,735.00	0.00	168,735.00
928 · Regulatory Commission Exp								0.00
General Journal	01/31/2017	170131		Monthly OCC ...	1405 · Prepaid...	346.67		346.67
General Journal	01/31/2017	170131		Monthly Pipeli...	1406 · Prepaid...	1,128.00		1,474.67
General Journal	02/28/2017	170228		Monthly OCC ...	1405 · Prepaid...	346.67		1,821.34
General Journal	02/28/2017	170228		Monthly Pipeli...	1406 · Prepaid...	1,128.00		2,949.34
General Journal	03/31/2017	170331		Monthly OCC ...	1405 · Prepaid...	346.67		3,296.01
General Journal	03/31/2017	170331		Monthly Pipeli...	1406 · Prepaid...	1,128.00		4,424.01
General Journal	04/30/2017	170430		Monthly Pipeli...	1406 · Prepaid...	1,128.00		5,552.01
General Journal	04/30/2017	170430		Monthly OCC ...	1405 · Prepaid...	346.67		5,898.68
General Journal	05/31/2017	170531		Monthly Pipeli...	1406 · Prepaid...	1,128.00		7,026.68
General Journal	05/31/2017	170531		Monthly OCC ...	1405 · Prepaid...	346.67		7,373.35
General Journal	06/30/2017	170630		Monthly Pipeli...	1406 · Prepaid...	1,134.75		8,508.10
General Journal	06/30/2017	170630		Monthly OCC ...	1405 · Prepaid...	346.66		8,854.76
General Journal	07/31/2017	170731		Monthly Pipeli...	1406 · Prepaid...	1,120.00		9,974.76
General Journal	07/31/2017	170731		Monthly OCC ...	1405 · Prepaid...	351.21		10,325.97
General Journal	08/31/2017	170831		Monthly OCC ...	1405 · Prepaid...	351.21		10,677.18
General Journal	08/31/2017	170831		Monthly Pipeli...	1406 · Prepaid...	1,120.00		11,797.18

Fort Cobb Fuel Authority
General Ledger
As of December 31, 2017

Type	Date	Num	Name	Memo	Split	Debit	Credit	Balance
General Journal	09/30/2017	170930		Monthly OCC ...	1405 · Prepaid...	351.22		12,148.40
General Journal	09/30/2017	170930		Monthly Pipeli...	1406 · Prepaid...	1,120.00		13,268.40
General Journal	10/31/2017	171031		Monthly OCC ...	1405 · Prepaid...	288.63		13,557.03
General Journal	10/31/2017	171031		Monthly Pipeli...	1406 · Prepaid...	1,120.00		14,677.03
General Journal	11/30/2017	171130		Monthly OCC ...	1405 · Prepaid...	288.63		14,965.66
General Journal	11/30/2017	171130		Monthly Pipeli...	1406 · Prepaid...	1,120.00		16,085.66
General Journal	12/31/2017	171231		Monthly OCC ...	1405 · Prepaid...	288.65		16,374.31
General Journal	12/31/2017	171231		Monthly Pipeli...	1406 · Prepaid...	1,120.00		17,494.31
Total 928 · Regulatory Commission Exp						17,494.31	0.00	17,494.31
930 · Misc Gen Expense								0.00
6497 · Misc								0.00
Total 6497 · Misc								0.00
930 · Misc Gen Expense - Other								0.00
Total 930 · Misc Gen Expense - Other								0.00
Total 930 · Misc Gen Expense								0.00
931 · Rents								0.00
Bill	01/01/2017	1701F...	Navitas Assets	Jan Rent for ...	2233 · Other	6,484.00		6,484.00
Bill	01/31/2017	1701F...	Navitas Utility Corpo...		2233 · Other	850.00		7,334.00
Bill	01/31/2017	1701F...	Navitas Utility Corpo...	Pickups	2233 · Other	4,497.00		11,831.00
Bill	01/31/2017	1701F...	Navitas Utility Corpo...	Trucks	2233 · Other	510.00		12,341.00
Bill	01/31/2017	1701F...	Navitas Utility Corpo...	Heavy Equip	2233 · Other	926.00		13,267.00
Bill	01/31/2017	1701F...	Navitas Utility Corpo...	Tools & Equip	2233 · Other	1,156.00		14,423.00
Bill	01/31/2017	1701F...	Navitas Utility Corpo...	Office Equip	2233 · Other	1,349.00		15,772.00
Bill	01/31/2017	1701F...	Navitas Utility Corpo...	Meters	2233 · Other	3,038.00		18,810.00
Bill	02/01/2017	1702F...	Navitas Assets	Feb Rent for ...	2233 · Other	6,484.00		25,294.00
Bill	02/28/2017	1702F...	Navitas Utility Corpo...		2233 · Other	602.00		25,896.00
Bill	02/28/2017	1702F...	Navitas Utility Corpo...	Pickups	2233 · Other	4,497.00		30,393.00
Bill	02/28/2017	1702F...	Navitas Utility Corpo...	Trucks	2233 · Other	510.00		30,903.00
Bill	02/28/2017	1702F...	Navitas Utility Corpo...	Heavy Equip	2233 · Other	926.00		31,829.00
Bill	02/28/2017	1702F...	Navitas Utility Corpo...	Tools & Equip	2233 · Other	1,156.00		32,985.00
Bill	02/28/2017	1702F...	Navitas Utility Corpo...	Office Equip	2233 · Other	1,349.00		34,334.00
Bill	02/28/2017	1702F...	Navitas Utility Corpo...	Meters	2233 · Other	3,038.00		37,372.00
Bill	03/01/2017	1703F...	Navitas Assets	Mar Rent for ...	2233 · Other	6,484.00		43,856.00
Bill	03/31/2017	1703F...	Navitas Utility Corpo...		2233 · Other	910.00		44,766.00
Bill	03/31/2017	1703F...	Navitas Utility Corpo...	Pickups	2233 · Other	4,497.00		49,263.00
Bill	03/31/2017	1703F...	Navitas Utility Corpo...	Trucks	2233 · Other	510.00		49,773.00
Bill	03/31/2017	1703F...	Navitas Utility Corpo...	Heavy Equip	2233 · Other	926.00		50,699.00
Bill	03/31/2017	1703F...	Navitas Utility Corpo...	Tools & Equip	2233 · Other	1,156.00		51,855.00
Bill	03/31/2017	1703F...	Navitas Utility Corpo...	Office Equip	2233 · Other	1,349.00		53,204.00
Bill	03/31/2017	1703F...	Navitas Utility Corpo...	Meters	2233 · Other	3,038.00		56,242.00
Bill	04/01/2017	1704F...	Navitas Assets	Apr Rent for ...	2233 · Other	6,484.00		62,726.00
Bill	04/30/2017	1704F...	Navitas Utility Corpo...		2233 · Other	117.00		62,843.00
Bill	04/30/2017	1704F...	Navitas Utility Corpo...	Pickups	2233 · Other	4,497.00		67,340.00
Bill	04/30/2017	1704F...	Navitas Utility Corpo...	Trucks	2233 · Other	510.00		67,850.00
Bill	04/30/2017	1704F...	Navitas Utility Corpo...	Heavy Equip	2233 · Other	926.00		68,776.00

Fort Cobb Fuel Authority
General Ledger
As of December 31, 2017

Type	Date	Num	Name	Memo	Split	Debit	Credit	Balance
Bill	04/30/2017	1704F...	Navitas Utility Corpo...	Tools & Equip	2233 · Other	1,156.00		69,932.00
Bill	04/30/2017	1704F...	Navitas Utility Corpo...	Office Equip	2233 · Other	1,349.00		71,281.00
Bill	04/30/2017	1704F...	Navitas Utility Corpo...	Meters	2233 · Other	3,038.00		74,319.00
Bill	05/01/2017	1705F...	Navitas Assets	May Rent for ...	2233 · Other	6,484.00		80,803.00
Bill	05/31/2017	1705F...	Navitas Utility Corpo...		2233 · Other	117.00		80,920.00
Bill	05/31/2017	1705F...	Navitas Utility Corpo...	Pickups	2233 · Other	4,497.00		85,417.00
Bill	05/31/2017	1705F...	Navitas Utility Corpo...	Trucks	2233 · Other	510.00		85,927.00
Bill	05/31/2017	1705F...	Navitas Utility Corpo...	Heavy Equip	2233 · Other	926.00		86,853.00
Bill	05/31/2017	1705F...	Navitas Utility Corpo...	Tools & Equip	2233 · Other	1,156.00		88,009.00
Bill	05/31/2017	1705F...	Navitas Utility Corpo...	Office Equip	2233 · Other	1,349.00		89,358.00
Bill	05/31/2017	1705F...	Navitas Utility Corpo...	Meters	2233 · Other	3,038.00		92,396.00
Bill	06/01/2017	1706F...	Navitas Assets	June Rent for ...	2233 · Other	6,484.00		98,880.00
Bill	06/30/2017	1706F...	Navitas Utility Corpo...		2233 · Other	479.00		99,359.00
Bill	06/30/2017	1706F...	Navitas Utility Corpo...	Pickups	2233 · Other	4,497.00		103,856.00
Bill	06/30/2017	1706F...	Navitas Utility Corpo...	Trucks	2233 · Other	510.00		104,366.00
Bill	06/30/2017	1706F...	Navitas Utility Corpo...	Heavy Equip	2233 · Other	926.00		105,292.00
Bill	06/30/2017	1706F...	Navitas Utility Corpo...	Tools & Equip	2233 · Other	1,156.00		106,448.00
Bill	06/30/2017	1706F...	Navitas Utility Corpo...	Office Equip	2233 · Other	1,349.00		107,797.00
Bill	06/30/2017	1706F...	Navitas Utility Corpo...	Meters	2233 · Other	3,038.00		110,835.00
Bill	07/01/2017	1707F...	Navitas Assets	July Rent for ...	2233 · Other	6,484.00		117,319.00
Bill	07/31/2017	1707F...	Navitas Utility Corpo...		2233 · Other	110.00		117,429.00
Bill	07/31/2017	1707F...	Navitas Utility Corpo...	Pickups	2233 · Other	4,497.00		121,926.00
Bill	07/31/2017	1707F...	Navitas Utility Corpo...	Trucks	2233 · Other	510.00		122,436.00
Bill	07/31/2017	1707F...	Navitas Utility Corpo...	Heavy Equip	2233 · Other	926.00		123,362.00
Bill	07/31/2017	1707F...	Navitas Utility Corpo...	Tools & Equip	2233 · Other	1,156.00		124,518.00
Bill	07/31/2017	1707F...	Navitas Utility Corpo...	Office Equip	2233 · Other	1,349.00		125,867.00
Bill	07/31/2017	1707F...	Navitas Utility Corpo...	Meters	2233 · Other	3,038.00		128,905.00
Bill	08/01/2017	1708F...	Navitas Assets	August Rent f...	2233 · Other	6,484.00		135,389.00
Bill	08/31/2017	1708F...	Navitas Utility Corpo...		2233 · Other	2,426.00		137,815.00
Bill	08/31/2017	1708F...	Navitas Utility Corpo...	Pickups	2233 · Other	4,497.00		142,312.00
Bill	08/31/2017	1708F...	Navitas Utility Corpo...	Trucks	2233 · Other	510.00		142,822.00
Bill	08/31/2017	1708F...	Navitas Utility Corpo...	Heavy Equip	2233 · Other	926.00		143,748.00
Bill	08/31/2017	1708F...	Navitas Utility Corpo...	Tools & Equip	2233 · Other	1,156.00		144,904.00
Bill	08/31/2017	1708F...	Navitas Utility Corpo...	Office Equip	2233 · Other	1,349.00		146,253.00
Bill	08/31/2017	1708F...	Navitas Utility Corpo...	Meters	2233 · Other	3,038.00		149,291.00
Bill	09/01/2017	1709F...	Navitas Assets	September R...	2233 · Other	6,484.00		155,775.00
Bill	09/30/2017	1709F...	Navitas Utility Corpo...		2233 · Other	894.00		156,669.00
Bill	09/30/2017	1709F...	Navitas Utility Corpo...	Pickups	2233 · Other	4,497.00		161,166.00
Bill	09/30/2017	1709F...	Navitas Utility Corpo...	Trucks	2233 · Other	510.00		161,676.00
Bill	09/30/2017	1709F...	Navitas Utility Corpo...	Heavy Equip	2233 · Other	926.00		162,602.00
Bill	09/30/2017	1709F...	Navitas Utility Corpo...	Tools & Equip	2233 · Other	1,155.00		163,757.00
Bill	09/30/2017	1709F...	Navitas Utility Corpo...	Office Equip	2233 · Other	1,349.00		165,106.00
Bill	09/30/2017	1709F...	Navitas Utility Corpo...	Meters	2233 · Other	3,037.00		168,143.00
Bill	10/01/2017	1710F...	Navitas Assets	October Rent ...	2233 · Other	6,484.00		174,627.00
Bill	10/31/2017	1710F...	Navitas Utility Corpo...		2233 · Other	564.00		175,191.00
Bill	10/31/2017	1710F...	Navitas Utility Corpo...	Pickups	2233 · Other	4,497.00		179,688.00
Bill	10/31/2017	1710F...	Navitas Utility Corpo...	Trucks	2233 · Other	510.00		180,198.00
Bill	10/31/2017	1710F...	Navitas Utility Corpo...	Heavy Equip	2233 · Other	926.00		181,124.00
Bill	10/31/2017	1710F...	Navitas Utility Corpo...	Tools & Equip	2233 · Other	1,155.00		182,279.00

Fort Cobb Fuel Authority
General Ledger
As of December 31, 2017

Type	Date	Num	Name	Memo	Split	Debit	Credit	Balance
Bill	10/31/2017	1710F...	Navitas Utility Corpo...	Office Equip	2233 · Other	1,349.00		183,628.00
Bill	10/31/2017	1710F...	Navitas Utility Corpo...	Meters	2233 · Other	3,037.00		186,665.00
Bill	11/01/2017	1711F...	Navitas Assets	November Re...	2233 · Other	6,484.00		193,149.00
Bill	11/30/2017	1711F...	Navitas Utility Corpo...		2233 · Other	564.00		193,713.00
Bill	11/30/2017	1711F...	Navitas Utility Corpo...	Pickups	2233 · Other	4,497.00		198,210.00
Bill	11/30/2017	1711F...	Navitas Utility Corpo...	Trucks	2233 · Other	510.00		198,720.00
Bill	11/30/2017	1711F...	Navitas Utility Corpo...	Heavy Equip	2233 · Other	926.00		199,646.00
Bill	11/30/2017	1711F...	Navitas Utility Corpo...	Tools & Equip	2233 · Other	1,155.00		200,801.00
Bill	11/30/2017	1711F...	Navitas Utility Corpo...	Office Equip	2233 · Other	1,349.00		202,150.00
Bill	11/30/2017	1711F...	Navitas Utility Corpo...	Meters	2233 · Other	3,037.00		205,187.00
Bill	12/01/2017	1712F...	Navitas Assets	December Re...	2233 · Other	6,484.00		211,671.00
Bill	12/31/2017	1712F...	Navitas Utility Corpo...		2233 · Other	896.00		212,567.00
Bill	12/31/2017	1712F...	Navitas Utility Corpo...	Pickups	2233 · Other	4,497.00		217,064.00
Bill	12/31/2017	1712F...	Navitas Utility Corpo...	Trucks	2233 · Other	510.00		217,574.00
Bill	12/31/2017	1712F...	Navitas Utility Corpo...	Heavy Equip	2233 · Other	926.00		218,500.00
Bill	12/31/2017	1712F...	Navitas Utility Corpo...	Tools & Equip	2233 · Other	1,155.00		219,655.00
Bill	12/31/2017	1712F...	Navitas Utility Corpo...	Office Equip	2233 · Other	1,349.00		221,004.00
Bill	12/31/2017	1712F...	Navitas Utility Corpo...	Meters	2233 · Other	3,037.00		224,041.00
Total 931 · Rents						224,041.00	0.00	224,041.00
932 · Maintenance of General Plant								0.00
6220 · Facilities								0.00
Total 6220 · Facilities								0.00
932 · Maintenance of General Plant - Other								0.00
Bill	01/31/2017	1701F...	Navitas Utility Corpo...		2233 · Other	166.00		166.00
Bill	02/28/2017	1702F...	Navitas Utility Corpo...		2233 · Other	244.00		410.00
Bill	03/31/2017	1703F...	Navitas Utility Corpo...		2233 · Other	224.00		634.00
Bill	04/30/2017	1704F...	Navitas Utility Corpo...		2233 · Other	553.00		1,187.00
Bill	05/31/2017	1705F...	Navitas Utility Corpo...		2233 · Other	417.00		1,604.00
Bill	06/30/2017	1706F...	Navitas Utility Corpo...		2233 · Other	408.00		2,012.00
Bill	07/31/2017	1707F...	Navitas Utility Corpo...		2233 · Other	541.00		2,553.00
Bill	08/31/2017	1708F...	Navitas Utility Corpo...		2233 · Other	139.00		2,692.00
Bill	09/30/2017	1709F...	Navitas Utility Corpo...		2233 · Other	169.00		2,861.00
Bill	10/31/2017	1710F...	Navitas Utility Corpo...		2233 · Other	208.00		3,069.00
Bill	11/30/2017	1711F...	Navitas Utility Corpo...		2233 · Other	179.00		3,248.00
Bill	12/31/2017	1712F...	Navitas Utility Corpo...		2233 · Other	239.00		3,487.00
Total 932 · Maintenance of General Plant - Other						3,487.00	0.00	3,487.00
Total 932 · Maintenance of General Plant						3,487.00	0.00	3,487.00
Indirect Costs - Other								0.00
Total Indirect Costs - Other								0.00
Total Indirect Costs						1,087,905.67	34,586.20	1,053,319.47

Fort Cobb Fuel Authority
General Ledger
As of December 31, 2017

Type	Date	Num	Name	Memo	Split	Debit	Credit	Balance
6000 · O/H								0.00
6210 · Payroll Expenses								0.00
Total 6210 · Payroll Expenses								0.00
6400 · Biz exps								0.00
Total 6400 · Biz exps								0.00
6000 · O/H - Other								0.00
Total 6000 · O/H - Other								0.00
Total 6000 · O/H								0.00
69800 · Uncategorized Expenses								0.00
Total 69800 · Uncategorized Expenses								0.00
69810 · Bank Service Charges								0.00
Total 69810 · Bank Service Charges								0.00
Other Income								0.00
417 · Revenue non-utility operation								0.00
6710 · Other income pre 2013								0.00
Total 6710 · Other income pre 2013								0.00
417 · Revenue non-utility operation - Other								0.00
General Journal	12/31/2017	171231		2017 Navitas ...	1815 · Investm...	78,560.00		78,560.00
General Journal	12/31/2017	171231		2017 NOK3 n...	1813 · Investm...		11,285.00	67,275.00
General Journal	12/31/2017	171231		2017 Winstar ...	1816 · Investm...		106,210.00	-38,935.00
General Journal	12/31/2017	171231		2017 LeAnn ...	1814 · Investm...	24,578.00		-14,357.00
Total 417 · Revenue non-utility operation - Other						103,138.00	117,495.00	-14,357.00
Total 417 · Revenue non-utility operation						103,138.00	117,495.00	-14,357.00
419 · Interest Income								0.00
6810 · Interest income pre 2013								0.00
Total 6810 · Interest income pre 2013								0.00

Fort Cobb Fuel Authority
General Ledger
As of December 31, 2017

Type	Date	Num	Name	Memo	Split	Debit	Credit	Balance
419 · Interest Income - Other								0.00
Deposit	01/30/2017			Interest	1181 · Money ...		0.46	-0.46
Deposit	02/28/2017			Interest	1181 · Money ...		0.69	-1.15
Deposit	03/31/2017			Interest	1181 · Money ...		2.84	-3.99
Deposit	04/28/2017			Interest	1181 · Money ...		1.85	-5.84
Deposit	05/31/2017			Interest	1181 · Money ...		1.64	-7.48
Deposit	06/30/2017			Interest	1181 · Money ...		1.91	-9.39
Deposit	07/31/2017			Interest	1181 · Money ...		1.16	-10.55
Deposit	08/31/2017			Interest	1181 · Money ...		1.01	-11.56
Deposit	09/30/2017			Interest	1181 · Money ...		0.62	-12.18
Deposit	10/31/2017			Interest	1181 · Money ...		0.71	-12.89
Deposit	11/30/2017			Interest	1181 · Money ...		1.36	-14.25
Deposit	12/29/2017			Interest	1181 · Money ...		1.63	-15.88
Total 419 · Interest Income - Other						0.00	15.88	-15.88
Total 419 · Interest Income						0.00	15.88	-15.88
Other Income - Other								0.00
Total Other Income - Other								0.00
Total Other Income						103,138.00	117,510.88	-14,372.88
Other Expense								0.00
408 · Ad-Valorem Tax								0.00
6408 · Advalorem Tax Exp								0.00
Total 6408 · Advalorem Tax Exp								0.00
408 · Ad-Valorem Tax - Other								0.00
General Journal	01/31/2017	170131		Monthly adval...	2402 · Advalor...	5,252.00		5,252.00
General Journal	02/28/2017	170228		Monthly adval...	2402 · Advalor...	5,252.00		10,504.00
General Journal	03/31/2017	170331		Monthly adval...	2402 · Advalor...	5,252.00		15,756.00
General Journal	04/30/2017	170430		Monthly adval...	2402 · Advalor...	5,252.00		21,008.00
General Journal	05/31/2017	170531		Monthly adval...	2402 · Advalor...	5,252.00		26,260.00
General Journal	06/30/2017	170630		Monthly adval...	2402 · Advalor...	5,252.00		31,512.00
General Journal	07/31/2017	170731		Monthly adval...	2402 · Advalor...	5,252.00		36,764.00
General Journal	08/31/2017	170831		Monthly adval...	2402 · Advalor...	5,252.00		42,016.00
General Journal	09/30/2017	170930		Monthly adval...	2402 · Advalor...	5,252.00		47,268.00
General Journal	10/31/2017	171031		Monthly adval...	2402 · Advalor...	5,252.00		52,520.00
General Journal	11/30/2017	171130		Monthly adval...	2402 · Advalor...	5,252.00		57,772.00
General Journal	12/31/2017	171231		Monthly adval...	2402 · Advalor...		1,805.00	55,967.00
Total 408 · Ad-Valorem Tax - Other						57,772.00	1,805.00	55,967.00
Total 408 · Ad-Valorem Tax						57,772.00	1,805.00	55,967.00
409 · Income Tax								0.00
6900 · Corporate income tax								0.00
Total 6900 · Corporate income tax								0.00

Fort Cobb Fuel Authority
General Ledger
As of December 31, 2017

Type	Date	Num	Name	Memo	Split	Debit	Credit	Balance
409 · Income Tax - Other								0.00
Total 409 · Income Tax - Other								0.00
Total 409 · Income Tax								0.00
427 · Interest Expense								0.00
6860 · Interest expense								0.00
Total 6860 · Interest expense								0.00
6861 · Interest-Meter Deposits								0.00
Total 6861 · Interest-Meter Deposits								0.00
427 · Interest Expense - Other								0.00
Bill	01/01/2017	170101	Bank 7	Loan 1010609	2233 · Other	22,067.13		22,067.13
Bill	01/01/2017	170101	Bank 7	late fee	2233 · Other	1,731.34		23,798.47
Bill	02/01/2017	170202	Bank 7	Loan 1010609	2233 · Other	22,004.34		45,802.81
General Journal	02/28/2017	547		Final bills 2/1 ...	480.01 · Resid...	1.00		45,803.81
General Journal	02/28/2017	548		Mandy Riner f...	480.01 · Resid...	0.17		45,803.98
General Journal	02/28/2017	552		Botone final	480.01 · Resid...	0.19		45,804.17
Bill	03/01/2017	170227	Bank 7	Loan 1010609	2233 · Other	21,941.22		67,745.39
General Journal	03/31/2017	170309		Final bills	480.01 · Resid...	0.69		67,746.08
Bill	04/01/2017	170331	Bank 7	Loan 1010609	2233 · Other	21,877.80		89,623.88
General Journal	04/30/2017	LOC		Final bills, April	480.01 · Resid...	0.15		89,624.03
Bill	05/01/2017	170502	Bank 7	Loan 1010609	2233 · Other	21,814.05		111,438.08
General Journal	05/31/2017	170509		May final bills ...	480.01 · Resid...	0.69		111,438.77
General Journal	05/31/2017	170531		Interest on ov...	1107 · Checkin...	3.18		111,441.95
General Journal	06/01/2017	170511		D Lisenberry f...	480.01 · Resid...	0.23		111,442.18
Bill	06/01/2017	170605	Bank 7	Loan 1010609	2233 · Other	21,749.99		133,192.17
General Journal	06/30/2017	170337		Final bills 6/2 ...	480.01 · Resid...	0.85		133,193.02
Bill	07/01/2017	170706	Bank 7	Loan 1010609	2233 · Other	21,685.61		154,878.63
General Journal	07/31/2017	170731		Interest on ov...	1107 · Checkin...	1.19		154,879.82
General Journal	07/31/2017	170737		Final bills 7/2 ...	480.01 · Resid...	6.30		154,886.12
General Journal	07/31/2017	170738		1/31/17 corre...	2413 · Custom...	0.36		154,886.48
Bill	08/01/2017	170731	Bank 7	Loan 1010609	2233 · Other	21,620.91		176,507.39
General Journal	08/31/2017	170810		Final bills 8/2 ...	480.01 · Resid...	1.84		176,509.23
Bill	09/01/2017	170901	Bank 7	Loan 1010609	2233 · Other	21,555.89		198,065.12
General Journal	09/30/2017	LOC		Final bills 9/2 ...	480.01 · Resid...	2.74		198,067.86
Bill	10/01/2017	171001	Bank 7	Loan 1010609	2233 · Other	21,490.53		219,558.39
General Journal	10/31/2017	LOC		Final bills, Oct...	480.01 · Resid...	2.45		219,560.84
Bill	11/01/2017	171030	Bank 7	Loan 1010609	2233 · Other	21,424.85		240,985.69
Bill	11/01/2017	171030	Bank 7	Late Fee	2233 · Other	1,731.31		242,717.00
General Journal	11/01/2017	171021		03747 Susan ...	2413 · Custom...	0.38		242,717.38
General Journal	11/09/2017	171106		Lumae Senne...	2414 · Refund...	0.63		242,718.01
General Journal	11/30/2017	2536		Final bills 11/...	480.01 · Resid...	2.25		242,720.26
Bill	12/01/2017	171201	Bank 7	Loan 1010609	2233 · Other	21,358.84		264,079.10

Fort Cobb Fuel Authority
General Ledger
As of December 31, 2017

Type	Date	Num	Name	Memo	Split	Debit	Credit	Balance
General Journal	12/28/2017	171229		Dec final bills	480.01 · Resid...	0.53		264,079.63
General Journal	12/31/2017	180101			480.01 · Resid...	528.88		264,608.51
Total 427 · Interest Expense - Other						264,608.51	0.00	264,608.51
Total 427 · Interest Expense						264,608.51	0.00	264,608.51
6760 · Other expense pre 2013								0.00
Total 6760 · Other expense pre 2013								0.00
Other Expense - Other								0.00
Total Other Expense - Other								0.00
Total Other Expense						322,380.51	1,805.00	320,575.51
No accnt								0.00
Total no accnt								0.00
TOTAL						**12,651,313.72**	**12,651,313.72**	**0.00**

Fort Cobb Fuel Authority
General Ledger
As of December 31, 2018

Type	Date	Num	Name	Memo	Split	Debit	Credit	Balance
1100 · Cash								17,984.64
1107 · Checking - Bank 7								10,829.09
Check	01/01/2018	1728	Sandra DeVaughan	VOID: Refund	1243 · Custom...	0.00		10,829.09
Payment	01/02/2018	Batch 1	Fort Cobb Fuel Auth...		1243 · Custom...	1,219.86		12,048.95
Payment	01/02/2018	Batch 1	Fort Cobb Fuel Auth...		1243 · Custom...	780.78		12,829.73
Deposit	01/02/2018			Deposit	-SPLIT-	200.00		13,029.73
General Journal	01/02/2018	180102		To record ban...	903 · Custome...		425.91	12,603.82
Payment	01/03/2018	Batch 2	Fort Cobb Fuel Auth...		1243 · Custom...	1,541.23		14,145.05
Payment	01/03/2018	Batch 2	Fort Cobb Fuel Auth...		1243 · Custom...	1,498.26		15,643.31
Deposit	01/03/2018			Deposit	-SPLIT-	200.00		15,843.31
Payment	01/04/2018	Batch 3	Fort Cobb Fuel Auth...		1243 · Custom...	621.60		16,464.91
Payment	01/04/2018	Batch 3	Fort Cobb Fuel Auth...		1243 · Custom...	1,086.30		17,551.21
Payment	01/05/2018	Batch 4	Fort Cobb Fuel Auth...		1243 · Custom...	1,480.76		19,031.97
Payment	01/05/2018	Batch 4	Fort Cobb Fuel Auth...		1243 · Custom...	722.43		19,754.40
Payment	01/05/2018	1674	Fort Cobb Fuel Auth...		1253 · Other	3,393.14		23,147.54
Payment	01/08/2018	Batch 5	Fort Cobb Fuel Auth...		1243 · Custom...	13,936.77		37,084.31
Payment	01/08/2018	Batch 5	Fort Cobb Fuel Auth...		1243 · Custom...	1,158.61		38,242.92
Bill Pmt -Check	01/09/2018	1698	Navitas Utility Corpo...		2233 · Other		31,000.00	7,242.92
Payment	01/09/2018	Batch 6	Fort Cobb Fuel Auth...		1243 · Custom...	7,606.24		14,849.16
Payment	01/09/2018	Batch 6	Fort Cobb Fuel Auth...		1243 · Custom...	771.16		15,620.32
Check	01/10/2018	711	Bank 7	Transfer	1121 · Deposit ...	2,000.00		17,620.32
Check	01/10/2018	732	Bank 7	Transfer	1125 · Deposit ...	2,000.00		19,620.32
Bill Pmt -Check	01/10/2018	1699	Navitas Utility Corpo...		2233 · Other		18,000.00	1,620.32
Payment	01/10/2018	Batch 7	Fort Cobb Fuel Auth...		1243 · Custom...	15,604.11		17,224.43
Payment	01/10/2018	Batch 7	Fort Cobb Fuel Auth...		1243 · Custom...	590.53		17,814.96
Payment	01/11/2018	Batch 8	Fort Cobb Fuel Auth...		1243 · Custom...	9,326.38		27,141.34
Payment	01/11/2018	Batch 8	Fort Cobb Fuel Auth...		1243 · Custom...	1,114.79		28,256.13
Payment	01/12/2018	Batch 9	Fort Cobb Fuel Auth...		1243 · Custom...	8,711.72		36,967.85
Payment	01/12/2018	Batch 9	Fort Cobb Fuel Auth...		1243 · Custom...	407.45		37,375.30
Payment	01/15/2018	Batch ...	Fort Cobb Fuel Auth...		1243 · Custom...	2,510.39		39,885.69
Bill Pmt -Check	01/15/2018	1700	Navitas Utility Corpo...		2233 · Other		26,117.27	13,768.42
Deposit	01/16/2018			Deposit	1243 · Custom...	11,724.68		25,493.10
Payment	01/16/2018	Batch ...	Fort Cobb Fuel Auth...		1243 · Custom...	28,962.96		54,456.06
Payment	01/16/2018	Batch ...	Fort Cobb Fuel Auth...		1243 · Custom...	1,271.24		55,727.30
Payment	01/16/2018	DHS	Fort Cobb Fuel Auth...		1243 · Custom...	95.00		55,822.30
Payment	01/17/2018	Batch ...	Fort Cobb Fuel Auth...		1243 · Custom...	6,435.28		62,257.58
Payment	01/17/2018	Batch ...	Fort Cobb Fuel Auth...		1243 · Custom...	1,362.80		63,620.38
Payment	01/18/2018	Batch ...	Fort Cobb Fuel Auth...		1243 · Custom...	10,948.98		74,569.36
Payment	01/18/2018	Batch ...	Fort Cobb Fuel Auth...		1243 · Custom...	1,184.71		75,754.07
Payment	01/19/2018	Batch ...	Fort Cobb Fuel Auth...		1243 · Custom...	5,496.46		81,250.53
Payment	01/19/2018	Batch ...	Fort Cobb Fuel Auth...		1243 · Custom...	1,349.18		82,599.71
Deposit	01/19/2018			Deposit	-SPLIT-	200.00		82,799.71
Bill Pmt -Check	01/19/2018	Transfer	Bank 7	Loan 1010609	2233 · Other		34,626.32	48,173.39
General Journal	01/19/2018	1315		Move EEP ba...	2499 · EEP Co...	5,000.00		53,173.39
Check	01/19/2018	712	Bank 7	Transfer	1121 · Deposit ...	5,000.00		58,173.39
Check	01/19/2018	482	Bank 7	Transfer	1122 · Deposit ...	3,000.00		61,173.39
Check	01/19/2018	733	Bank 7	Transfer	1125 · Deposit ...	8,000.00		69,173.39
Check	01/19/2018	5625	Bank 7	Transfer	1123 · Deposit ...	5,000.00		74,173.39
Bill Pmt -Check	01/19/2018	1701	Navitas Utility Corpo...		2233 · Other		50,000.00	24,173.39

Fort Cobb Fuel Authority
General Ledger
As of December 31, 2018

Type	Date	Num	Name	Memo	Split	Debit	Credit	Balance
Check	01/20/2018	ACH	Oklahoma Tax Com...		2403 · Sales T...		10,375.52	13,797.87
Check	01/20/2018	ACH	Oklahoma Tax Com...		-SPLIT-		4,678.17	9,119.70
Payment	01/22/2018	Batch ...	Fort Cobb Fuel Auth...		1243 · Custom...	18,633.86		27,753.56
Payment	01/22/2018	Batch ...	Fort Cobb Fuel Auth...		1243 · Custom...	1,921.64		29,675.20
Check	01/22/2018	1702	Vernon Kott Jr	Refund	1243 · Custom...		260.68	29,414.52
Payment	01/23/2018	Batch ...	Fort Cobb Fuel Auth...		1243 · Custom...	4,289.39		33,703.91
Payment	01/23/2018	Batch ...	Fort Cobb Fuel Auth...		1243 · Custom...	682.02		34,385.93
Payment	01/24/2018	Batch ...	Fort Cobb Fuel Auth...		1243 · Custom...	1,726.84		36,112.77
Payment	01/24/2018	Batch ...	Fort Cobb Fuel Auth...		1243 · Custom...	1,045.54		37,158.31
Payment	01/25/2018	1681	Fort Cobb Fuel Auth...		1253 · Other	4,776.28		41,934.59
Bill Pmt -Check	01/25/2018	1703	Navitas Utility Corpo...		2233 · Other		35,000.00	6,934.59
Payment	01/25/2018	Batch ...	Fort Cobb Fuel Auth...		1243 · Custom...	3,768.72		10,703.31
Payment	01/25/2018	Batch ...	Fort Cobb Fuel Auth...		1243 · Custom...	4,248.58		14,951.89
Deposit	01/25/2018			Deposit	2413 · Custom...	20.00		14,971.89
Payment	01/26/2018	Batch ...	Fort Cobb Fuel Auth...		1243 · Custom...	2,112.14		17,084.03
Payment	01/26/2018	Batch ...	Fort Cobb Fuel Auth...		1243 · Custom...	1,304.33		18,388.36
Payment	01/29/2018	Batch ...	Fort Cobb Fuel Auth...		1243 · Custom...	2,648.99		21,037.35
Payment	01/29/2018	Batch ...	Fort Cobb Fuel Auth...		1243 · Custom...	1,385.31		22,422.66
Bill Pmt -Check	01/29/2018	1704	Navitas Utility Corpo...		2233 · Other		15,000.00	7,422.66
Payment	01/29/2018	DHS	Fort Cobb Fuel Auth...		1243 · Custom...	105.00		7,527.66
Payment	01/30/2018	Batch ...	Fort Cobb Fuel Auth...		1243 · Custom...	2,491.21		10,018.87
Payment	01/30/2018	Batch ...	Fort Cobb Fuel Auth...		1243 · Custom...	1,050.48		11,069.35
Payment	01/31/2018	Batch ...	Fort Cobb Fuel Auth...		1243 · Custom...	1,335.41		12,404.76
Payment	01/31/2018	Batch ...	Fort Cobb Fuel Auth...		1243 · Custom...	160.99		12,565.75
Payment	02/01/2018	Batch ...	Fort Cobb Fuel Auth...		1243 · Custom...	510.09		13,075.84
Payment	02/01/2018	Batch ...	Fort Cobb Fuel Auth...		1243 · Custom...	1,104.81		14,180.65
Payment	02/02/2018	Batch ...	Fort Cobb Fuel Auth...		1243 · Custom...	1,543.01		15,723.66
Payment	02/02/2018	Batch ...	Fort Cobb Fuel Auth...		1243 · Custom...	901.85		16,625.51
General Journal	02/02/2018	180202		To record ban...	903 · Custome...		537.10	16,088.41
Payment	02/05/2018	Batch ...	Fort Cobb Fuel Auth...		1243 · Custom...	2,744.52		18,832.93
Payment	02/05/2018	Batch ...	Fort Cobb Fuel Auth...		1243 · Custom...	2,075.82		20,908.75
Deposit	02/05/2018			Deposit	-SPLIT-	180.00		21,088.75
Payment	02/06/2018	Batch ...	Fort Cobb Fuel Auth...		1243 · Custom...	5,161.15		26,249.90
Payment	02/06/2018	Batch ...	Fort Cobb Fuel Auth...		1243 · Custom...	1,177.89		27,427.79
Deposit	02/06/2018			Deposit	-SPLIT-	200.00		27,627.79
Bill Pmt -Check	02/07/2018	1705	Navitas Utility Corpo...		2233 · Other		25,000.00	2,627.79
Payment	02/07/2018	Batch ...	Fort Cobb Fuel Auth...		1243 · Custom...	10,970.43		13,598.22
Payment	02/07/2018	Batch ...	Fort Cobb Fuel Auth...		1243 · Custom...	2,412.83		16,011.05
Payment	02/08/2018	DHS ...	Fort Cobb Fuel Auth...		1243 · Custom...	200.00		16,211.05
Payment	02/08/2018	Batch ...	Fort Cobb Fuel Auth...		1243 · Custom...	17,284.78		33,495.83
Payment	02/08/2018	Batch ...	Fort Cobb Fuel Auth...		1243 · Custom...	920.94		34,416.77
Check	02/08/2018	1729	Roy King Jr.	Refund	1243 · Custom...		23.03	34,393.74
Bill Pmt -Check	02/09/2018	1706	Navitas Utility Corpo...		2233 · Other		35,000.00	-606.26
Check	02/09/2018	713	Bank 7	Transfer	1121 · Deposit ...	2,000.00		1,393.74
Check	02/09/2018	734	Bank 7	Transfer	1125 · Deposit ...	5,000.00		6,393.74
Check	02/09/2018	483	Bank 7	Transfer	1122 · Deposit ...	2,000.00		8,393.74
Check	02/09/2018	1056	Bank 7	Transfer	1126 · Deposit ...	1,000.00		9,393.74
Payment	02/09/2018	Batch ...	Fort Cobb Fuel Auth...		1243 · Custom...	13,291.44		22,685.18
Payment	02/09/2018	Batch ...	Fort Cobb Fuel Auth...		1243 · Custom...	1,158.63		23,843.81

Fort Cobb Fuel Authority
General Ledger
As of December 31, 2018

Type	Date	Num	Name	Memo	Split	Debit	Credit	Balance
Payment	02/12/2018	Batch ...	Fort Cobb Fuel Auth...		1243 · Custom...	53,357.77		77,201.58
Payment	02/12/2018	Batch ...	Fort Cobb Fuel Auth...		1243 · Custom...	1,387.37		78,588.95
Payment	02/13/2018	Batch ...	Fort Cobb Fuel Auth...		1243 · Custom...	9,185.94		87,774.89
Payment	02/13/2018	Batch ...	Fort Cobb Fuel Auth...		1243 · Custom...	689.29		88,464.18
General Journal	02/13/2018	180213		Pay down Wi...	2304 · ML - Wi...		10,200.00	78,264.18
Bill Pmt -Check	02/13/2018	1707	Town of Binger		2203 · Taxes		2,314.29	75,949.89
Bill Pmt -Check	02/13/2018	1708	Town of Bridgeport		2203 · Taxes		195.51	75,754.38
Bill Pmt -Check	02/13/2018	1709	Town of Colony		2203 · Taxes		248.39	75,505.99
Bill Pmt -Check	02/13/2018	1710	Town of Eakly		2203 · Taxes		1,278.19	74,227.80
Bill Pmt -Check	02/13/2018	1711	Town of Gracemont		2203 · Taxes		1,263.70	72,964.10
Bill Pmt -Check	02/13/2018	1712	Town of Lookeba		2203 · Taxes		328.49	72,635.61
Bill Pmt -Check	02/13/2018	1713	Town of Velma		2203 · Taxes		3,790.51	68,845.10
Bill Pmt -Check	02/13/2018	1714	Caddo County Trea...	2nd half	2203 · Taxes		23,799.00	45,046.10
Bill Pmt -Check	02/13/2018	1715	Stephens County Tr...	2nd half	2203 · Taxes		1,472.50	43,573.60
Bill Pmt -Check	02/13/2018	1716	Washita County Tre...	2nd Half	2203 · Taxes		1,509.50	42,064.10
Deposit	02/14/2018			Deposit	1243 · Custom...	24,466.97		66,531.07
Payment	02/14/2018	Batch ...	Fort Cobb Fuel Auth...		1243 · Custom...	18,573.58		85,104.65
Payment	02/14/2018	Batch ...	Fort Cobb Fuel Auth...		1243 · Custom...	1,149.87		86,254.52
Payment	02/15/2018	Batch ...	Fort Cobb Fuel Auth...		1243 · Custom...	11,838.23		98,092.75
Payment	02/15/2018	Batch ...	Fort Cobb Fuel Auth...		1243 · Custom...	1,934.42		100,027.17
Bill Pmt -Check	02/15/2018	1717	Navitas Utility Corpo...		2233 · Other		97,928.58	2,098.59
Payment	02/16/2018	Batch ...	Fort Cobb Fuel Auth...		1243 · Custom...	23,038.90		25,137.49
Payment	02/16/2018	Batch ...	Fort Cobb Fuel Auth...		1243 · Custom...	3,123.26		28,260.75
General Journal	02/16/2018	180216		John Wyatt R...	-SPLIT-		278.92	27,981.83
General Journal	02/16/2018	180216		John Wyatt R...	1107 · Checkin...		7.00	27,974.83
Payment	02/19/2018	Batch ...	Fort Cobb Fuel Auth...		1243 · Custom...	371.22		28,346.05
Payment	02/19/2018	Batch ...	Fort Cobb Fuel Auth...		1243 · Custom...	2,356.14		30,702.19
Check	02/20/2018	ACH	Oklahoma Tax Com...		2403 · Sales T...		9,496.41	21,205.78
Check	02/20/2018	ACH	Oklahoma Tax Com...		-SPLIT-		5,323.04	15,882.74
Payment	02/20/2018	Batch ...	Fort Cobb Fuel Auth...		1243 · Custom...	38,134.09		54,016.83
Payment	02/20/2018	Batch ...	Fort Cobb Fuel Auth...		1243 · Custom...	1,091.01		55,107.84
Bill Pmt -Check	02/20/2018	Transfer	Bank 7	Loan 1010609	2233 · Other		34,626.32	20,481.52
Payment	02/20/2018	DHS	Fort Cobb Fuel Auth...		1243 · Custom...	190.00		20,671.52
Payment	02/21/2018	Batch ...	Fort Cobb Fuel Auth...		1243 · Custom...	19,966.40		40,637.92
Payment	02/21/2018	Batch ...	Fort Cobb Fuel Auth...		1243 · Custom...	1,529.28		42,167.20
Bill Pmt -Check	02/21/2018	1718	Navitas Assets		2233 · Other		6,484.00	35,683.20
Check	02/21/2018	714	Bank 7	Transfer	1121 · Deposit ...	8,000.00		43,683.20
Check	02/21/2018	735	Bank 7	Transfer	1125 · Deposit ...	8,000.00		51,683.20
Check	02/21/2018	5626	Bank 7	Transfer	1123 · Deposit ...	10,000.00		61,683.20
Check	02/21/2018	484	Bank 7	Transfer	1122 · Deposit ...	2,000.00		63,683.20
Check	02/21/2018	1719	Thomas Elizondo	meter deposit...	1243 · Custom...		60.35	63,622.85
Payment	02/21/2018	1698	Fort Cobb Fuel Auth...		1253 · Other	9,500.85		73,123.70
Payment	02/23/2018	Batch ...	Fort Cobb Fuel Auth...		1243 · Custom...	10,634.24		83,757.94
Payment	02/23/2018	Batch .6	Fort Cobb Fuel Auth...		1243 · Custom...	2,178.34		85,936.28
Payment	02/23/2018	Batch ...	Fort Cobb Fuel Auth...		1243 · Custom...	2,743.51		88,679.79
Bill Pmt -Check	02/23/2018	1720	Navitas Utility Corpo...		2233 · Other		74,571.37	14,108.42
Payment	02/26/2018	Batch ...	Fort Cobb Fuel Auth...		1243 · Custom...	17,236.39		31,344.81
Payment	02/26/2018	Batch ...	Fort Cobb Fuel Auth...		1243 · Custom...	9,261.28		40,606.09
Deposit	02/26/2018			Deposit	-SPLIT-	200.00		40,806.09

Fort Cobb Fuel Authority
General Ledger
As of December 31, 2018

Type	Date	Num	Name	Memo	Split	Debit	Credit	Balance
Transfer	02/26/2018			Funds Transfer	1191 · Dep. in ...		95.00	40,711.09
Payment	02/27/2018	Batch ...	Fort Cobb Fuel Auth...		1243 · Custom...	4,698.79		45,409.88
Payment	02/27/2018	Batch ...	Fort Cobb Fuel Auth...		1243 · Custom...	3,328.39		48,738.27
Bill Pmt -Check	02/27/2018	1721	Navitas Utility Corpo...		2233 · Other		40,000.00	8,738.27
Bill Pmt -Check	02/27/2018	1722	Oklahoma Corp Co...		2233 · Other		865.90	7,872.37
Check	02/27/2018	715	Bank 7	Transfer	1121 · Deposit ...	2,000.00		9,872.37
Check	02/27/2018	736	Bank 7	Transfer	1125 · Deposit ...	8,000.00		17,872.37
Payment	02/28/2018	Batch ...	Fort Cobb Fuel Auth...		1243 · Custom...	2,499.00		20,371.37
Payment	02/28/2018	Batch ...	Fort Cobb Fuel Auth...		1243 · Custom...	841.34		21,212.71
Bill Pmt -Check	03/01/2018	1723	Navitas Assets		2233 · Other		19,452.00	1,760.71
Payment	03/01/2018	Batch ...	Fort Cobb Fuel Auth...		1243 · Custom...	1,676.53		3,437.24
Payment	03/01/2018	Batch ...	Fort Cobb Fuel Auth...		1243 · Custom...	1,752.54		5,189.78
Payment	03/02/2018	Batch ...	Fort Cobb Fuel Auth...		1243 · Custom...	1,830.07		7,019.85
Payment	03/02/2018	Batch ...	Fort Cobb Fuel Auth...		1243 · Custom...	2,808.32		9,828.17
General Journal	03/02/2018	180302		To record ban...	903 · Custome...		863.15	8,965.02
Payment	03/05/2018	Batch ...	Fort Cobb Fuel Auth...		1243 · Custom...	5,663.33		14,628.35
Payment	03/05/2018	Batch ...	Fort Cobb Fuel Auth...		1243 · Custom...	2,185.84		16,814.19
General Journal	03/06/2018	2538		Investment in ...	3103 · Member...	40,000.00		56,814.19
Payment	03/06/2018	Batch ...	Fort Cobb Fuel Auth...		1243 · Custom...	11,604.97		68,419.16
Payment	03/06/2018	Batch ...	Fort Cobb Fuel Auth...		1243 · Custom...	3,874.99		72,294.15
Deposit	03/06/2018			Deposit	-SPLIT-	200.00		72,494.15
Deposit	03/06/2018			Deposit	-SPLIT-	200.00		72,694.15
General Journal	03/07/2018	180307		Pay down Wi...	2304 · ML - Wi...		40,000.00	32,694.15
Payment	03/07/2018	Batch ...	Fort Cobb Fuel Auth...		1243 · Custom...	13,160.13		45,854.28
Payment	03/07/2018	Batch ...	Fort Cobb Fuel Auth...		1243 · Custom...	2,534.83		48,389.11
Payment	03/08/2018	Batch ...	Fort Cobb Fuel Auth...		1243 · Custom...	26,596.74		74,985.85
Payment	03/08/2018	Batch ...	Fort Cobb Fuel Auth...		1243 · Custom...	1,692.92		76,678.77
Deposit	03/08/2018			Deposit	-SPLIT-	200.00		76,878.77
Bill Pmt -Check	03/08/2018	1724	Bank 7	Loan 1010609	2233 · Other		35,300.00	41,578.77
Bill Pmt -Check	03/08/2018	1725	Navitas Utility Corpo...		2233 · Other		50,000.00	-8,421.23
Check	03/08/2018	737	Bank 7	Transfer	1125 · Deposit ...	10,000.00		1,578.77
Check	03/08/2018	485	Bank 7	Transfer	1122 · Deposit ...	2,500.00		4,078.77
Check	03/08/2018	716	Bank 7	Transfer	1121 · Deposit ...	3,000.00		7,078.77
Check	03/08/2018	5627	Bank 7	Transfer	1123 · Deposit ...	5,000.00		12,078.77
Payment	03/09/2018	Batch ...	Fort Cobb Fuel Auth...		1243 · Custom...	19,558.64		31,637.41
Payment	03/09/2018	Batch ...	Fort Cobb Fuel Auth...		1243 · Custom...	767.62		32,405.03
Payment	03/12/2018	Batch ...	Fort Cobb Fuel Auth...		1243 · Custom...	38,149.97		70,555.00
Payment	03/12/2018	Batch ...	Fort Cobb Fuel Auth...		1243 · Custom...	2,868.01		73,423.01
Payment	03/13/2018	Batch ...	Fort Cobb Fuel Auth...		1243 · Custom...	587.95		74,010.96
Payment	03/13/2018	Batch ...	Fort Cobb Fuel Auth...		1243 · Custom...	3,770.89		77,781.85
Bill Pmt -Check	03/13/2018	1726	Navitas Utility Corpo...		2233 · Other		29,663.81	48,118.04
Bill Pmt -Check	03/13/2018	1727	Navitas Utility Corpo...		2233 · Other		40,000.00	8,118.04
Deposit	03/14/2018			Deposit	1243 · Custom...	18,401.96		26,520.00
Payment	03/14/2018	Batch ...	Fort Cobb Fuel Auth...		1243 · Custom...	992.02		27,512.02
Payment	03/14/2018	Batch ...	Fort Cobb Fuel Auth...		1243 · Custom...	27,435.97		54,947.99
Deposit	03/14/2018			Deposit	-SPLIT-	200.00		55,147.99
General Journal	03/15/2018	180315		Pay down Wi...	2304 · ML - Wi...		30,000.00	25,147.99
Payment	03/15/2018	Batch ...	Fort Cobb Fuel Auth...		1243 · Custom...	5,683.25		30,831.24
Payment	03/15/2018	Batch ...	Fort Cobb Fuel Auth...		1243 · Custom...	2,085.28		32,916.52

Fort Cobb Fuel Authority
General Ledger
As of December 31, 2018

Type	Date	Num	Name	Memo	Split	Debit	Credit	Balance
Payment	03/16/2018	Batch ...	Fort Cobb Fuel Auth...		1243 · Custom...	21,442.82		54,359.34
Payment	03/16/2018	Batch ...	Fort Cobb Fuel Auth...		1243 · Custom...	3,208.04		57,567.38
Payment	03/19/2018	Batch ...	Fort Cobb Fuel Auth...		1243 · Custom...	5,814.70		63,382.08
Payment	03/19/2018	Batch ...	Fort Cobb Fuel Auth...		1243 · Custom...	1,907.03		65,289.11
Check	03/20/2018	ACH	Oklahoma Tax Com...		2403 · Sales T...		6,095.40	59,193.71
Check	03/20/2018	ACH	Oklahoma Tax Com...		-SPLIT-		12,315.28	46,878.43
Payment	03/20/2018	Batch ...	Fort Cobb Fuel Auth...		1243 · Custom...	8,586.75		55,465.18
Payment	03/20/2018	Batch ...	Fort Cobb Fuel Auth...		1243 · Custom...	2,458.18		57,923.36
Deposit	03/20/2018			Deposit	-SPLIT-	200.00		58,123.36
General Journal	03/20/2018	180320		Pay down Wi...	2304 · ML - Wi...		25,000.00	33,123.36
Payment	03/21/2018	Batch ...	Fort Cobb Fuel Auth...		1243 · Custom...	5,879.52		39,002.88
Payment	03/21/2018	Batch ...	Fort Cobb Fuel Auth...		1243 · Custom...	2,857.47		41,860.35
Payment	03/22/2018	Batch ...	Fort Cobb Fuel Auth...		1243 · Custom...	12,610.21		54,470.56
Payment	03/22/2018	Batch ...	Fort Cobb Fuel Auth...		1243 · Custom...	2,432.10		56,902.66
Payment	03/23/2018	Batch ...	Fort Cobb Fuel Auth...		1243 · Custom...	12,341.89		69,244.55
Payment	03/23/2018	Batch ...	Fort Cobb Fuel Auth...		1243 · Custom...	2,492.44		71,736.99
Deposit	03/23/2018			Deposit	488 · Penalties...	50.00		71,786.99
Deposit	03/23/2018			Deposit	488 · Penalties...	50.00		71,836.99
Payment	03/26/2018	Batch ...	Fort Cobb Fuel Auth...		1243 · Custom...	2,589.20		74,426.19
Payment	03/26/2018	Batch ...	Fort Cobb Fuel Auth...		1243 · Custom...	6,347.31		80,773.50
Deposit	03/26/2018			Deposit	-SPLIT-	200.00		80,973.50
Deposit	03/26/2018			Deposit	-SPLIT-	200.00		81,173.50
Payment	03/27/2018	Batch ...	Fort Cobb Fuel Auth...		1243 · Custom...	1,521.50		82,695.00
Payment	03/27/2018	Batch ...	Fort Cobb Fuel Auth...		1243 · Custom...	1,500.94		84,195.94
Check	03/27/2018	1730	Gayla Stephenson	Refund	1243 · Custom...		61.85	84,134.09
Payment	03/28/2018	Batch ...	Fort Cobb Fuel Auth...		1243 · Custom...	892.48		85,026.57
Payment	03/28/2018	Batch ...	Fort Cobb Fuel Auth...		1243 · Custom...	448.99		85,475.56
Bill Pmt -Check	03/28/2018	1731	Town of Binger		2203 · Taxes		1,032.66	84,442.90
Bill Pmt -Check	03/28/2018	1732	Town of Bridgeport		2203 · Taxes		45.48	84,397.42
Bill Pmt -Check	03/28/2018	1733	Town of Colony		2203 · Taxes		61.34	84,336.08
Bill Pmt -Check	03/28/2018	1734	Town of Eakly		2203 · Taxes		292.96	84,043.12
Bill Pmt -Check	03/28/2018	1735	Town of Gracemont		2203 · Taxes		420.59	83,622.53
Bill Pmt -Check	03/28/2018	1736	Town of Lookeba		2203 · Taxes		96.22	83,526.31
Bill Pmt -Check	03/28/2018	1737	Town of Velma		2203 · Taxes		1,190.56	82,335.75
Check	03/28/2018	717	Bank 7	Transfer	1121 · Deposit ...	7,500.00		89,835.75
Check	03/28/2018	486	Bank 7	Transfer	1122 · Deposit ...	5,000.00		94,835.75
Check	03/28/2018	738	Bank 7	Transfer	1125 · Deposit ...	15,000.00		109,835.75
Check	03/28/2018	5628	Bank 7	Transfer	1123 · Deposit ...	7,000.00		116,835.75
Bill Pmt -Check	03/28/2018	1738	Navitas Utility Corpo...		2233 · Other		110,381.53	6,454.22
Payment	03/28/2018	1707	Fort Cobb Fuel Auth...		1253 · Other	9,274.63		15,728.85
Payment	03/29/2018	Batch ...	Fort Cobb Fuel Auth...		1243 · Custom...	4,249.23		19,978.08
Payment	03/29/2018	Batch ...	Fort Cobb Fuel Auth...		1243 · Custom...	1,336.42		21,314.50
Payment	04/02/2018	Batch ...	Fort Cobb Fuel Auth...		1243 · Custom...	2,109.48		23,423.98
Payment	04/02/2018	Batch ...	Fort Cobb Fuel Auth...		1243 · Custom...	392.28		23,816.26
General Journal	04/02/2018	180402		To record ban...	903 · Custome...		977.29	22,838.97
Payment	04/03/2018	Batch ...	Fort Cobb Fuel Auth...		1243 · Custom...	1,035.48		23,874.45
Payment	04/03/2018	Batch ...	Fort Cobb Fuel Auth...		1243 · Custom...	1,365.59		25,240.04
Deposit	04/03/2018			Deposit	-SPLIT-	200.00		25,440.04
Payment	04/04/2018	Batch ...	Fort Cobb Fuel Auth...		1243 · Custom...	297.74		25,737.78

Fort Cobb Fuel Authority
General Ledger
As of December 31, 2018

Type	Date	Num	Name	Memo	Split	Debit	Credit	Balance
Payment	04/04/2018	Batch ...	Fort Cobb Fuel Auth...		1243 · Custom...	1,657.68		27,395.46
Payment	04/05/2018	Batch ...	Fort Cobb Fuel Auth...		1243 · Custom...	374.43		27,769.89
Payment	04/05/2018	Batch ...	Fort Cobb Fuel Auth...		1243 · Custom...	922.19		28,692.08
General Journal	04/05/2018	180405		Whitco Check...	903 · Custome...		86.82	28,605.26
Payment	04/06/2018	Batch ...	Fort Cobb Fuel Auth...		1243 · Custom...	164.55		28,769.81
Payment	04/06/2018	Batch ...	Fort Cobb Fuel Auth...		1243 · Custom...	947.60		29,717.41
Payment	04/09/2018	Batch ...	Fort Cobb Fuel Auth...		1243 · Custom...	6,277.74		35,995.15
Payment	04/09/2018	Batch ...	Fort Cobb Fuel Auth...		1243 · Custom...	1,468.94		37,464.09
Bill Pmt -Check	04/09/2018	1739	Navitas Utility Corpo...		2233 · Other		38,350.00	-885.91
Check	04/09/2018	487	Bank 7	Transfer	1122 · Deposit ...	2,000.00		1,114.09
Check	04/09/2018	1057	Bank 7	Transfer	1126 · Deposit ...	1,000.00		2,114.09
Check	04/09/2018	739	Bank 7	Transfer	1125 · Deposit ...	5,000.00		7,114.09
Check	04/09/2018	718	Bank 7	Transfer	1121 · Deposit ...	2,000.00		9,114.09
Payment	04/10/2018	Batch ...	Fort Cobb Fuel Auth...		1243 · Custom...	13,551.26		22,665.35
Payment	04/10/2018	Batch ...	Fort Cobb Fuel Auth...		1243 · Custom...	2,640.99		25,306.34
Bill Pmt -Check	04/10/2018	1740	Navitas Utility Corpo...		2233 · Other		25,000.00	306.34
Payment	04/11/2018	Batch ...	Fort Cobb Fuel Auth...		1243 · Custom...	14,752.71		15,059.05
Payment	04/11/2018	Batch ...	Fort Cobb Fuel Auth...		1243 · Custom...	684.75		15,743.80
Check	04/11/2018	5629	Bank 7	Transfer	1123 · Deposit ...	2,000.00		17,743.80
Payment	04/12/2018	Batch ...	Fort Cobb Fuel Auth...		1243 · Custom...	9,970.11		27,713.91
Payment	04/12/2018	Batch ...	Fort Cobb Fuel Auth...		1243 · Custom...	958.27		28,672.18
Deposit	04/12/2018			Deposit	1243 · Custom...	12,236.46		40,908.64
Payment	04/13/2018	Batch ...	Fort Cobb Fuel Auth...		1243 · Custom...	9,650.76		50,559.40
Payment	04/13/2018	Batch ...	Fort Cobb Fuel Auth...		1243 · Custom...	3,130.95		53,690.35
Payment	04/16/2018	Batch ...	Fort Cobb Fuel Auth...		1243 · Custom...	27,269.82		80,960.17
Payment	04/16/2018	Batch ...	Fort Cobb Fuel Auth...		1243 · Custom...	2,016.06		82,976.23
Bill Pmt -Check	04/16/2018	Transfer	Bank 7	Loan 1010609	2233 · Other		35,300.00	47,676.23
Bill Pmt -Check	04/16/2018	1741	Navitas Utility Corpo...		2233 · Other		39,029.00	8,647.23
Payment	04/17/2018	Batch ...	Fort Cobb Fuel Auth...		1243 · Custom...	5,667.91		14,315.14
Payment	04/17/2018	Batch ...	Fort Cobb Fuel Auth...		1243 · Custom...	3,049.89		17,365.03
Payment	04/18/2018	Batch ...	Fort Cobb Fuel Auth...		1243 · Custom...	8,260.76		25,625.79
Payment	04/18/2018	Batch ...	Fort Cobb Fuel Auth...		1243 · Custom...	883.67		26,509.46
Deposit	04/18/2018			Deposit	-SPLIT-	200.00		26,709.46
Payment	04/19/2018	Batch ...	Fort Cobb Fuel Auth...		1243 · Custom...	7,112.33		33,821.79
Payment	04/19/2018	Batch ...	Fort Cobb Fuel Auth...		1243 · Custom...	345.44		34,167.23
Check	04/20/2018	ACH	Oklahoma Tax Com...	April 2018 Sal...	2403 · Sales T...		4,814.70	29,352.53
Check	04/20/2018	ACH	Oklahoma Tax Com...	March 2017 S...	-SPLIT-		9,710.96	19,641.57
Payment	04/20/2018	Batch ...	Fort Cobb Fuel Auth...		1243 · Custom...	9,223.44		28,865.01
Payment	04/20/2018	Batch ...	Fort Cobb Fuel Auth...		1243 · Custom...	901.98		29,766.99
Payment	04/23/2018	Batch ...	Fort Cobb Fuel Auth...		1243 · Custom...	17,305.90		47,072.89
Payment	04/23/2018	Batch ...	Fort Cobb Fuel Auth...		1243 · Custom...	1,996.48		49,069.37
Check	04/23/2018	719	Bank 7	Transfer	1121 · Deposit ...	4,000.00		53,069.37
Check	04/23/2018	488	Bank 7	Transfer	1122 · Deposit ...	2,000.00		55,069.37
Check	04/23/2018	740	Bank 7	Transfer	1125 · Deposit ...	6,000.00		61,069.37
Check	04/23/2018	1058	Bank 7	Transfer	1126 · Deposit ...	1,000.00		62,069.37
Check	04/23/2018	5630	Bank 7	Transfer	1123 · Deposit ...	5,000.00		67,069.37
Bill Pmt -Check	04/23/2018	1742	Navitas Utility Corpo...		2233 · Other		60,000.00	7,069.37
Payment	04/24/2018	Batch ...	Fort Cobb Fuel Auth...		1243 · Custom...	387.40		7,456.77
Payment	04/24/2018	Batch ...	Fort Cobb Fuel Auth...		1243 · Custom...	4,824.14		12,280.91

Fort Cobb Fuel Authority
General Ledger
As of December 31, 2018

Type	Date	Num	Name	Memo	Split	Debit	Credit	Balance
Payment	04/24/2018	1718	Fort Cobb Fuel Auth...		1253 · Other	6,374.71		18,655.62
Payment	04/24/2018	1719	Fort Cobb Fuel Auth...		1253 · Other	6,688.00		25,343.62
Payment	04/24/2018	1196	Navitas Winstar		1253 · Other	144.00		25,487.62
Payment	04/24/2018	1399	Navitas TN NG LLC		1253 · Other	1,576.00		27,063.62
Payment	04/24/2018	1313	Navitas KY NG LLC		1253 · Other	472.00		27,535.62
Payment	04/24/2018	1014	Navitas Utility Texas...		1253 · Other	4.00		27,539.62
Bill Pmt -Check	04/24/2018	1743	Navitas Assets		2233 · Other		6,536.00	21,003.62
Payment	04/25/2018	Batch ...	Fort Cobb Fuel Auth...		1243 · Custom...	7,281.69		28,285.31
Payment	04/25/2018	Batch ...	Fort Cobb Fuel Auth...		1243 · Custom...	800.37		29,085.68
Deposit	04/25/2018			Deposit	488 · Penalties...	50.00		29,135.68
Payment	04/26/2018	Batch ...	Fort Cobb Fuel Auth...		1243 · Custom...	1,369.38		30,505.06
Payment	04/26/2018	Batch ...	Fort Cobb Fuel Auth...		1243 · Custom...	2,343.63		32,848.69
Deposit	04/26/2018			Deposit	488 · Penalties...	50.00		32,898.69
Payment	04/27/2018	Batch ...	Fort Cobb Fuel Auth...		1243 · Custom...	1,016.05		33,914.74
Payment	04/27/2018	Batch ...	Fort Cobb Fuel Auth...		1243 · Custom...	1,234.96		35,149.70
Deposit	04/27/2018			Deposit	488 · Penalties...	50.00		35,199.70
Payment	04/30/2018	Batch ...	Fort Cobb Fuel Auth...		1243 · Custom...	493.24		35,692.94
Payment	04/30/2018	Batch ...	Fort Cobb Fuel Auth...		1243 · Custom...	1,191.06		36,884.00
Payment	04/30/2018	1720	Fort Cobb Fuel Auth...		1253 · Other	6,688.00		43,572.00
Bill Pmt -Check	04/30/2018	1744	Navitas Utility Corpo...		2233 · Other		31,063.00	12,509.00
Payment	05/01/2018	Batch ...	Fort Cobb Fuel Auth...		1243 · Custom...	532.29		13,041.29
Payment	05/01/2018	Batch ...	Fort Cobb Fuel Auth...		1243 · Custom...	188.86		13,230.15
Deposit	05/01/2018			Deposit	-SPLIT-	200.00		13,430.15
Check	05/01/2018	1750	Joseph Hensley		1243 · Custom...		59.52	13,370.63
Check	05/01/2018	1751	Haley Harrison		1243 · Custom...		32.10	13,338.53
Payment	05/02/2018	Batch ...	Fort Cobb Fuel Auth...		1243 · Custom...	370.22		13,708.75
Payment	05/02/2018	Batch ...	Fort Cobb Fuel Auth...		1243 · Custom...	1,457.41		15,166.16
General Journal	05/02/2018	180502		To record ban...	903 · Custome...		656.87	14,509.29
Payment	05/03/2018	Batch ...	Fort Cobb Fuel Auth...		1243 · Custom...	866.11		15,375.40
Payment	05/03/2018	Batch ...	Fort Cobb Fuel Auth...		1243 · Custom...	389.14		15,764.54
Payment	05/04/2018	Batch ...	Fort Cobb Fuel Auth...		1243 · Custom...	2,344.90		18,109.44
Payment	05/04/2018	Batch ...	Fort Cobb Fuel Auth...		1243 · Custom...	1,421.54		19,530.98
Payment	05/07/2018	Batch ...	Fort Cobb Fuel Auth...		1243 · Custom...	19,792.82		39,323.80
Payment	05/07/2018	Batch ...	Fort Cobb Fuel Auth...		1243 · Custom...	2,464.40		41,788.20
Deposit	05/07/2018			Deposit	-SPLIT-	500.00		42,288.20
Deposit	05/07/2018			Deposit	488 · Penalties...	50.00		42,338.20
Payment	05/08/2018	Batch ...	Fort Cobb Fuel Auth...		1243 · Custom...	8,012.77		50,350.97
Payment	05/08/2018	Batch ...	Fort Cobb Fuel Auth...		1243 · Custom...	1,537.93		51,888.90
Check	05/09/2018	489	Bank 7	Transfer	1122 · Deposit ...	3,600.00		55,488.90
Check	05/09/2018	741	Bank 7	Transfer	1125 · Deposit ...	11,000.00		66,488.90
Payment	05/09/2018	Batch ...	Fort Cobb Fuel Auth...		1243 · Custom...	8,055.03		74,543.93
Payment	05/09/2018	Batch ...	Fort Cobb Fuel Auth...		1243 · Custom...	743.26		75,287.19
Check	05/09/2018	1059	Bank 7	Transfer	1126 · Deposit ...	1,600.00		76,887.19
Check	05/09/2018	5631	Bank 7	Transfer	1123 · Deposit ...	3,800.00		80,687.19
Check	05/09/2018	726	Bank 7	Transfer	1121 · Deposit ...	6,300.00		86,987.19
Bill Pmt -Check	05/09/2018	1745	Navitas Utility Corpo...		2233 · Other		75,000.00	11,987.19
Payment	05/10/2018	Batch ...	Fort Cobb Fuel Auth...		1243 · Custom...	6,415.17		18,402.36
Payment	05/10/2018	Batch ...	Fort Cobb Fuel Auth...		1243 · Custom...	803.77		19,206.13
Payment	05/11/2018	Batch ...	Fort Cobb Fuel Auth...		1243 · Custom...	21,688.90		40,895.03

Fort Cobb Fuel Authority
General Ledger
As of December 31, 2018

Type	Date	Num	Name	Memo	Split	Debit	Credit	Balance
Payment	05/11/2018	Batch ...	Fort Cobb Fuel Auth...		1243 · Custom...	533.34		41,428.37
Deposit	05/14/2018			Deposit	1243 · Custom...	9,778.48		51,206.85
Payment	05/14/2018	Batch ...	Fort Cobb Fuel Auth...		1243 · Custom...	32,695.45		83,902.30
Payment	05/14/2018	Batch ...	Fort Cobb Fuel Auth...		1243 · Custom...	902.24		84,804.54
Bill Pmt -Check	05/15/2018	1747	Navitas Utility Corpo...		2233 · Other		70,000.00	14,804.54
Bill Pmt -Check	05/15/2018	1748	Navitas Utility Corpo...		2233 · Other		13,000.00	1,804.54
Payment	05/15/2018	Batch ...	Fort Cobb Fuel Auth...		1243 · Custom...	2,415.30		4,219.84
Payment	05/15/2018	Batch ...	Fort Cobb Fuel Auth...		1243 · Custom...	1,509.97		5,729.81
General Journal	05/15/2018	180515		Montgomery, ...	-SPLIT-		30.27	5,699.54
General Journal	05/15/2018	180515		Montgomery, ...	1107 · Checkin...		7.00	5,692.54
Payment	05/16/2018	Batch ...	Fort Cobb Fuel Auth...		1243 · Custom...	195.06		5,887.60
Payment	05/16/2018	Batch ...	Fort Cobb Fuel Auth...		1243 · Custom...	2,472.51		8,360.11
General Journal	05/16/2018	180216		Majel Bowma...	-SPLIT-		85.78	8,274.33
General Journal	05/16/2018	180216		Majel Bowma...	1107 · Checkin...		7.00	8,267.33
Payment	05/17/2018	Batch ...	Fort Cobb Fuel Auth...		1243 · Custom...	13,337.09		21,604.42
Payment	05/17/2018	Batch ...	Fort Cobb Fuel Auth...		1243 · Custom...	693.12		22,297.54
Deposit	05/17/2018			Deposit	-SPLIT-	708.79		23,006.33
Bill Pmt -Check	05/18/2018	1749	Navitas Utility Corpo...		2233 · Other		21,000.00	2,006.33
Payment	05/18/2018	Batch ...	Fort Cobb Fuel Auth...		1243 · Custom...	6,006.56		8,012.89
Payment	05/18/2018	Batch ...	Fort Cobb Fuel Auth...		1243 · Custom...	301.73		8,314.62
Check	05/18/2018	727	Bank 7	Transfer	1121 · Deposit ...	8,000.00		16,314.62
Check	05/18/2018	490	Bank 7	Transfer	1122 · Deposit ...	1,500.00		17,814.62
Payment	05/21/2018	Batch ...	Fort Cobb Fuel Auth...		1243 · Custom...	13,504.44		31,319.06
Payment	05/21/2018	Batch ...	Fort Cobb Fuel Auth...		1243 · Custom...	1,706.16		33,025.22
Check	05/21/2018	ACH	Oklahoma Tax Com...	April 2018 Sal...	2403 · Sales T...		7,507.60	25,517.62
Check	05/21/2018	ACH	Oklahoma Tax Com...	April 2018 Sal...	2403 · Sales T...		3,149.75	22,367.87
Bill Pmt -Check	05/22/2018	1752	Bank 7	Loan 1010609	2233 · Other		35,300.00	-12,932.13
Payment	05/22/2018	Batch ...	Fort Cobb Fuel Auth...		1243 · Custom...	5,122.87		-7,809.26
Payment	05/22/2018	Batch ...	Fort Cobb Fuel Auth...		1243 · Custom...	1,255.62		-6,553.64
Deposit	05/22/2018			Deposit	-SPLIT-	200.00		-6,353.64
General Journal	05/22/2018	180522		Krystal Moral...	-SPLIT-		98.33	-6,451.97
General Journal	05/22/2018	180522		Krystal Moral...	1107 · Checkin...		7.00	-6,458.97
General Journal	05/23/2018	18052...		NSF - earlier ...	1121 · Deposit ...		8,000.00	-14,458.97
Payment	05/23/2018	Batch ...	Fort Cobb Fuel Auth...		1243 · Custom...	4,570.21		-9,888.76
Payment	05/23/2018	Batch ...	Fort Cobb Fuel Auth...		1243 · Custom...	1,044.21		-8,844.55
General Journal	05/23/2018	180523		NSF Transfer ...			7.00	-8,851.55
Payment	05/24/2018	Batch ...	Fort Cobb Fuel Auth...		1243 · Custom...	1,995.65		-6,855.90
Payment	05/24/2018	Batch ...	Fort Cobb Fuel Auth...		1243 · Custom...	1,026.58		-5,829.32
Deposit	05/24/2018			Deposit	488 · Penalties...	25.00		-5,804.32
Check	05/24/2018	728	Bank 7	Transfer	1121 · Deposit ...	2,300.00		-3,504.32
Check	05/25/2018	491	Bank 7	Transfer	1122 · Deposit ...	500.00		-3,004.32
Check	05/25/2018	742	Bank 7	Transfer	1125 · Deposit ...	7,000.00		3,995.68
Check	05/25/2018	5632	Bank 7	Transfer	1123 · Deposit ...	2,500.00		6,495.68
Bill Pmt -Check	05/25/2018	1753	Navitas Utility Corpo...		2233 · Other		7,000.00	-504.32
Payment	05/25/2018	Batch ...	Fort Cobb Fuel Auth...		1243 · Custom...	1,458.75		954.43
Payment	05/25/2018	Batch ...	Fort Cobb Fuel Auth...		1243 · Custom...	3,285.41		4,239.84
Deposit	05/25/2018			Deposit	-SPLIT-	200.00		4,439.84
Bill Pmt -Check	05/29/2018	1754	Navitas Utility Corpo...		2233 · Other		10,000.00	-5,560.16
Payment	05/29/2018	Batch ...	Fort Cobb Fuel Auth...		1243 · Custom...	1,971.58		-3,588.58

Fort Cobb Fuel Authority
General Ledger
As of December 31, 2018

Type	Date	Num	Name	Memo	Split	Debit	Credit	Balance
Payment	05/29/2018	Batch ...	Fort Cobb Fuel Auth...		1243 · Custom...	1,910.22		-1,678.36
Deposit	05/29/2018			Deposit	-SPLIT-	200.00		-1,478.36
General Journal	05/29/2018	180529		NSF Transfer ...			29.00	-1,507.36
Payment	05/30/2018	Batch ...	Fort Cobb Fuel Auth...		1243 · Custom...	644.20		-863.16
General Journal	05/31/2018	180531		Interest on Ov...	427 · Interest ...		1.30	-864.46
Payment	06/01/2018	Batch ...	Fort Cobb Fuel Auth...		1243 · Custom...	869.85		5.39
Payment	06/01/2018	Batch ...	Fort Cobb Fuel Auth...		1243 · Custom...	483.72		489.11
Payment	06/01/2018	Batch ...	Fort Cobb Fuel Auth...		1243 · Custom...	572.68		1,061.79
Payment	06/01/2018	Batch ...	Fort Cobb Fuel Auth...		1243 · Custom...	1,351.72		2,413.51
Payment	06/01/2018	Batch ...	Fort Cobb Fuel Auth...		1243 · Custom...	491.16		2,904.67
Check	06/01/2018	1756	Brandon Altstatt		1243 · Custom...		130.49	2,774.18
Check	06/01/2018	1757	Billy Cope		1243 · Custom...		101.49	2,672.69
Payment	06/04/2018	Batch ...	Fort Cobb Fuel Auth...		1243 · Custom...	418.43		3,091.12
Payment	06/04/2018	Batch ...	Fort Cobb Fuel Auth...		1243 · Custom...	1,314.18		4,405.30
General Journal	06/04/2018	180604		To record ban...	903 · Custome...		565.51	3,839.79
Payment	06/05/2018	Batch ...	Fort Cobb Fuel Auth...		1243 · Custom...	1,144.42		4,984.21
Payment	06/05/2018	Batch ...	Fort Cobb Fuel Auth...		1243 · Custom...	1,085.75		6,069.96
Bill Pmt -Check	06/05/2018	1755	Navitas Utility Corpo...		2233 · Other		4,005.00	2,064.96
Deposit	06/05/2018			Deposit	2233 · Other	38,115.00		40,179.96
Payment	06/06/2018	Batch ...	Fort Cobb Fuel Auth...		1243 · Custom...	139.82		40,319.78
Payment	06/06/2018	Batch ...	Fort Cobb Fuel Auth...		1243 · Custom...	650.78		40,970.56
Bill Pmt -Check	06/06/2018	Transfer	Navitas Utility Corpo...		2233 · Other		38,115.00	2,855.56
Payment	06/07/2018	Batch ...	Fort Cobb Fuel Auth...		1243 · Custom...	2,071.43		4,926.99
Payment	06/07/2018	Batch ...	Fort Cobb Fuel Auth...		1243 · Custom...	640.91		5,567.90
Payment	06/08/2018	Batch ...	Fort Cobb Fuel Auth...		1243 · Custom...	4,247.42		9,815.32
Payment	06/08/2018	Batch ...	Fort Cobb Fuel Auth...		1243 · Custom...	414.81		10,230.13
Deposit	06/08/2018			Deposit	-SPLIT-	200.00		10,430.13
Transfer	06/08/2018			Funds Transfer	1191 · Dep. in ...	6,532.00		16,962.13
Bill Pmt -Check	06/11/2018	1758	Navitas Utility Corpo...		2233 · Other		16,567.56	394.57
Payment	06/11/2018	Batch ...	Fort Cobb Fuel Auth...		1243 · Custom...	3,607.60		4,002.17
Payment	06/11/2018	Batch ...	Fort Cobb Fuel Auth...		1243 · Custom...	3,625.55		7,627.72
Payment	06/11/2018	Batch ...	Fort Cobb Fuel Auth...		1243 · Custom...	1,578.55		9,206.27
Deposit	06/11/2018			Deposit	-SPLIT-	300.00		9,506.27
Payment	06/12/2018	Batch ...	Fort Cobb Fuel Auth...		1243 · Custom...	3,786.12		13,292.39
Payment	06/12/2018	Batch ...	Fort Cobb Fuel Auth...		1243 · Custom...	636.69		13,929.08
Deposit	06/12/2018			Deposit	-SPLIT-	200.00		14,129.08
Payment	06/13/2018	Batch ...	Fort Cobb Fuel Auth...		1243 · Custom...	5,897.90		20,026.98
Payment	06/13/2018	Batch ...	Fort Cobb Fuel Auth...		1243 · Custom...	934.16		20,961.14
Check	06/14/2018	1759	Lester Drake		1243 · Custom...		92.65	20,868.49
Payment	06/14/2018	Batch ...	Fort Cobb Fuel Auth...		1243 · Custom...	4,447.28		25,315.77
Payment	06/14/2018	Batch ...	Fort Cobb Fuel Auth...		1243 · Custom...	297.90		25,613.67
Deposit	06/15/2018			Deposit	1243 · Custom...	5,435.39		31,049.06
Payment	06/15/2018	Batch ...	Fort Cobb Fuel Auth...		1243 · Custom...	3,575.59		34,624.65
Payment	06/15/2018	Batch ...	Fort Cobb Fuel Auth...		1243 · Custom...	1,203.62		35,828.27
Bill Pmt -Check	06/15/2018	1760	Bank 7	Loan 1010609	2233 · Other		35,300.00	528.27
Payment	06/18/2018	Batch ...	Fort Cobb Fuel Auth...		1243 · Custom...	10,532.88		11,061.15
Payment	06/18/2018	Batch ...	Fort Cobb Fuel Auth...		1243 · Custom...	1,227.16		12,288.31
Payment	06/19/2018	Batch ...	Fort Cobb Fuel Auth...		1243 · Custom...	2,724.51		15,012.82
Payment	06/19/2018	Batch ...	Fort Cobb Fuel Auth...		1243 · Custom...	632.94		15,645.76

Fort Cobb Fuel Authority
General Ledger
As of December 31, 2018

Type	Date	Num	Name	Memo	Split	Debit	Credit	Balance
Payment	06/20/2018	Batch ...	Fort Cobb Fuel Auth...		1243 · Custom...	7,429.46		23,075.22
Payment	06/20/2018	Batch ...	Fort Cobb Fuel Auth...		1243 · Custom...	678.36		23,753.58
General Journal	06/20/2018	180620		Bowman, Maj...	-SPLIT-		196.50	23,557.08
General Journal	06/20/2018	180620		Bowman, Maj...	1107 · Checkin...		7.00	23,550.08
Payment	06/21/2018	Batch ...	Fort Cobb Fuel Auth...		1243 · Custom...	4,323.86		27,873.94
Payment	06/21/2018	Batch ...	Fort Cobb Fuel Auth...		1243 · Custom...	663.27		28,537.21
Deposit	06/21/2018			Deposit	-SPLIT-	200.00		28,737.21
Check	06/22/2018	ACH	Oklahoma Tax Com...	May 2018 Sal...	2403 · Sales T...		2,643.78	26,093.43
Check	06/22/2018	ACH	Oklahoma Tax Com...	May 2018 Sal...	2403 · Sales T...		5,776.21	20,317.22
Payment	06/22/2018	Batch ...	Fort Cobb Fuel Auth...		1243 · Custom...	1,789.92		22,107.14
Payment	06/22/2018	Batch ...	Fort Cobb Fuel Auth...		1243 · Custom...	1,077.10		23,184.24
Bill Pmt -Check	06/22/2018	1761	Navitas Utility Corpo...		2233 · Other		19,022.00	4,162.24
Payment	06/25/2018	Batch ...	Fort Cobb Fuel Auth...		1243 · Custom...	6,594.21		10,756.45
Payment	06/25/2018	Batch ...	Fort Cobb Fuel Auth...		1243 · Custom...	871.87		11,628.32
Payment	06/26/2018	Batch ...	Fort Cobb Fuel Auth...		1243 · Custom...	763.84		12,392.16
Payment	06/26/2018	Batch ...	Fort Cobb Fuel Auth...		1243 · Custom...	1,868.56		14,260.72
Bill Pmt -Check	06/26/2018	1762	Navitas Assets		2233 · Other		6,536.00	7,724.72
Payment	06/27/2018	Batch ...	Fort Cobb Fuel Auth...		1243 · Custom...	202.22		7,926.94
Payment	06/27/2018	Batch ...	Fort Cobb Fuel Auth...		1243 · Custom...	128.68		8,055.62
Payment	06/28/2018	Batch ...	Fort Cobb Fuel Auth...		1243 · Custom...	730.50		8,786.12
Transfer	06/28/2018			Funds Transfer	1191 · Dep. in ...	8,254.00		17,040.12
Payment	06/29/2018	Batch ...	Fort Cobb Fuel Auth...		1243 · Custom...	349.11		17,389.23
Payment	07/02/2018	Batch ...	Fort Cobb Fuel Auth...		1243 · Custom...	333.31		17,722.54
Payment	07/02/2018	Batch ...	Fort Cobb Fuel Auth...		1243 · Custom...	292.52		18,015.06
Payment	07/02/2018	Batch ...	Fort Cobb Fuel Auth...		1243 · Custom...	1,022.38		19,037.44
Payment	07/02/2018	Batch ...	Fort Cobb Fuel Auth...		1243 · Custom...	447.04		19,484.48
Transfer	07/02/2018			Funds Transfer	1191 · Dep. in ...	13,787.00		33,271.48
Deposit	07/02/2018			Deposit	-SPLIT-	500.00		33,771.48
General Journal	07/02/2018	180702		To record ban...	903 · Custome...		403.73	33,367.75
Bill Pmt -Check	07/02/2018	Transfer	Navitas Utility Corpo...		2233 · Other		31,000.00	2,367.75
Payment	07/03/2018	Batch ...	Fort Cobb Fuel Auth...		1243 · Custom...	1,792.31		4,160.06
Payment	07/03/2018	Batch ...	Fort Cobb Fuel Auth...		1243 · Custom...	838.09		4,998.15
Deposit	07/03/2018			Deposit	-SPLIT-	200.00		5,198.15
Payment	07/05/2018	Batch ...	Fort Cobb Fuel Auth...		1243 · Custom...	668.85		5,867.00
Payment	07/05/2018	Batch ...	Fort Cobb Fuel Auth...		1243 · Custom...	408.46		6,275.46
Payment	07/06/2018	Batch ...	Fort Cobb Fuel Auth...		1243 · Custom...	759.86		7,035.32
Payment	07/06/2018	Batch ...	Fort Cobb Fuel Auth...		1243 · Custom...	409.71		7,445.03
Deposit	07/06/2018			Deposit	-SPLIT-	200.00		7,645.03
Check	07/09/2018	1763	Ariah Johnson		1243 · Custom...		94.00	7,551.03
Check	07/09/2018	1764	Brooke Hyde		1243 · Custom...		103.51	7,447.52
Check	07/09/2018	1765	Stefan Hunt	VOID:	1243 · Custom...	0.00		7,447.52
Payment	07/09/2018	Batch ...	Fort Cobb Fuel Auth...		1243 · Custom...	1,275.31		8,722.83
Payment	07/09/2018	Batch ...	Fort Cobb Fuel Auth...		1243 · Custom...	427.81		9,150.64
Payment	07/10/2018	Batch ...	Fort Cobb Fuel Auth...		1243 · Custom...	4,624.47		13,775.11
Payment	07/10/2018	Batch ...	Fort Cobb Fuel Auth...		1243 · Custom...	616.32		14,391.43
Check	07/10/2018	1766	Carol Smith		-SPLIT-		200.00	14,191.43
Payment	07/11/2018	Batch ...	Fort Cobb Fuel Auth...		1243 · Custom...	11,188.14		25,379.57
Payment	07/11/2018	Batch ...	Fort Cobb Fuel Auth...		1243 · Custom...	410.74		25,790.31
Payment	07/12/2018	Batch ...	Fort Cobb Fuel Auth...		1243 · Custom...	4,473.45		30,263.76

Fort Cobb Fuel Authority
General Ledger
As of December 31, 2018

Type	Date	Num	Name	Memo	Split	Debit	Credit	Balance
Payment	07/12/2018	Batch ...	Fort Cobb Fuel Auth...		1243 · Custom...	147.17		30,410.93
Payment	07/13/2018	Batch ...	Fort Cobb Fuel Auth...		1243 · Custom...	19,486.57		49,897.50
Payment	07/13/2018	Batch ...	Fort Cobb Fuel Auth...		1243 · Custom...	553.54		50,451.04
Bill Pmt -Check	07/13/2018	1767	Bank 7	Loan 1010609	2233 · Other		35,300.00	15,151.04
Deposit	07/16/2018			Deposit	1243 · Custom...	4,596.00		19,747.04
Bill Pmt -Check	07/16/2018	1768	Navitas Utility Corpo...		2233 · Other		19,016.00	731.04
Payment	07/17/2018	Batch ...	Fort Cobb Fuel Auth...		1243 · Custom...	684.29		1,415.33
Deposit	07/17/2018			Deposit	488 · Penalties...	50.00		1,465.33
Payment	07/18/2018	Batch ...	Fort Cobb Fuel Auth...		1243 · Custom...	11,384.94		12,850.27
Payment	07/19/2018	Batch ...	Fort Cobb Fuel Auth...		1243 · Custom...	1,208.67		14,058.94
Payment	07/19/2018	Batch ...	Fort Cobb Fuel Auth...		1243 · Custom...	3,871.93		17,930.87
Payment	07/19/2018	Batch ...	Fort Cobb Fuel Auth...		1243 · Custom...	794.57		18,725.44
Payment	07/19/2018	Batch ...	Fort Cobb Fuel Auth...		1243 · Custom...	3,450.71		22,176.15
Payment	07/20/2018	Batch ...	Fort Cobb Fuel Auth...		1243 · Custom...	6,857.22		29,033.37
Payment	07/20/2018	Batch ...	Fort Cobb Fuel Auth...		1243 · Custom...	361.66		29,395.03
Payment	07/23/2018	Batch ...	Fort Cobb Fuel Auth...		1243 · Custom...	336.74		29,731.77
Bill Pmt -Check	07/23/2018	1769	Navitas Utility Corpo...		2233 · Other		29,023.00	708.77
General Journal	07/23/2018	1177		Equity Distrib...	1816 · Investm...	24,400.00		25,108.77
General Journal	07/23/2018	180723		Move investm...	3103 · Member...	25,000.00		50,108.77
Payment	07/24/2018	Batch ...	Fort Cobb Fuel Auth...		1243 · Custom...	2,644.64		52,753.41
Payment	07/24/2018	Batch ...	Fort Cobb Fuel Auth...		1243 · Custom...	880.52		53,633.93
Check	07/24/2018	ACH	Oklahoma Tax Com...	June 2018 Sa...	2403 · Sales T...		2,481.61	51,152.32
Check	07/24/2018	ACH	Oklahoma Tax Com...	June 2018 Sa...	2403 · Sales T...		2,527.24	48,625.08
Bill Pmt -Check	07/24/2018	1770	Navitas Utility Corpo...		2233 · Other		48,024.00	601.08
Payment	07/25/2018	Batch ...	Fort Cobb Fuel Auth...		1243 · Custom...	9,967.74		10,568.82
Check	07/25/2018	1771	Coralea Kiefer		1243 · Custom...		74.84	10,493.98
Payment	07/25/2018	Batch ...	Fort Cobb Fuel Auth...		1243 · Custom...	1,048.79		11,542.77
Check	07/25/2018	1061	Bank 7	transfer	1126 · Deposit ...	925.00		12,467.77
Check	07/25/2018	745	Bank 7	Transfer	1125 · Deposit ...	4,025.00		16,492.77
Check	07/25/2018	494	Bank 7	transfer	1122 · Deposit ...	1,725.00		18,217.77
Check	07/25/2018	721	Bank 7	Transfer	1121 · Deposit ...	2,825.00		21,042.77
Check	07/25/2018	5633	Bank 7	Transfer	1123 · Deposit ...	5,825.00		26,867.77
Check	07/25/2018	1772	Amanda Lynch	VOID: Refund	1243 · Custom...	0.00		26,867.77
General Journal	07/25/2018	180725		void ck 1694 ...	1243 · Custom...	92.03		26,959.80
Payment	07/26/2018	Batch ...	Fort Cobb Fuel Auth...		1243 · Custom...	10,237.32		37,197.12
Bill Pmt -Check	07/26/2018	1773	Navitas Utility Corpo...		2233 · Other		37,026.00	171.12
Payment	07/27/2018	Batch ...	Fort Cobb Fuel Auth...		1243 · Custom...	1,497.47		1,668.59
Payment	07/27/2018	Batch ...	Fort Cobb Fuel Auth...		1243 · Custom...	3,372.73		5,041.32
Deposit	07/27/2018			Deposit	-SPLIT-	50.00		5,091.32
Payment	07/30/2018	Batch ...	Fort Cobb Fuel Auth...		1243 · Custom...	650.43		5,741.75
Deposit	07/30/2018			Deposit	488 · Penalties...	50.00		5,791.75
Payment	07/30/2018	Batch ...	Fort Cobb Fuel Auth...		1243 · Custom...	1,244.07		7,035.82
Payment	07/30/2018	Batch ...	Fort Cobb Fuel Auth...		1243 · Custom...	579.42		7,615.24
Payment	07/31/2018	Batch ...	Fort Cobb Fuel Auth...		1243 · Custom...	1,608.99		9,224.23
Payment	07/31/2018	Batch ...	Fort Cobb Fuel Auth...		1243 · Custom...	631.32		9,855.55
Deposit	07/31/2018			Deposit	488 · Penalties...	50.00		9,905.55
Payment	07/31/2018	Batch ...	Fort Cobb Fuel Auth...		1243 · Custom...	923.28		10,828.83
Bill Pmt -Check	08/01/2018	1774	Town of Binger	1st Qtr 2018 ...	2203 · Taxes		1,547.59	9,281.24
Bill Pmt -Check	08/01/2018	1775	Town of Bridgeport	1st Qtr 2018 ...	2203 · Taxes		143.85	9,137.39

Fort Cobb Fuel Authority
General Ledger
As of December 31, 2018

Type	Date	Num	Name	Memo	Split	Debit	Credit	Balance
Bill Pmt -Check	08/01/2018	1776	Town of Colony	1st Qtr 2018 ...	2203 · Taxes		213.67	8,923.72
Bill Pmt -Check	08/01/2018	1777	Town of Eakly	1st Qtr 2018 ...	2203 · Taxes		745.44	8,178.28
Bill Pmt -Check	08/01/2018	1778	Town of Gracemont	1st Qtr 2018 ...	2203 · Taxes		890.51	7,287.77
Bill Pmt -Check	08/01/2018	1779	Town of Lookeba	1st Qtr 2018 ...	2203 · Taxes		233.57	7,054.20
Bill Pmt -Check	08/01/2018	1780	Town of Velma	1st Qtr 2018 ...	2203 · Taxes		2,856.50	4,197.70
Payment	08/02/2018	Batch ...	Fort Cobb Fuel Auth...		1243 · Custom...	610.48		4,808.18
General Journal	08/02/2018	180802		To record ban...	903 · Custome...		662.88	4,145.30
Bill Pmt -Check	08/02/2018	1781	Navitas Utility Corpo...		2233 · Other		6,002.00	-1,856.70
Check	08/02/2018	1782	Stefan Hunt	VOID: 1765 - ...	1243 · Custom...		86.20	-1,942.90
Payment	08/03/2018	Batch ...	Fort Cobb Fuel Auth...		1243 · Custom...	724.37		-1,218.53
Payment	08/03/2018	Batch ...	Fort Cobb Fuel Auth...		1243 · Custom...	299.80		-918.73
Payment	08/03/2018	Batch ...	Fort Cobb Fuel Auth...		1243 · Custom...	301.38		-617.35
Payment	08/03/2018	Batch ...	Fort Cobb Fuel Auth...		1243 · Custom...	862.74		245.39
Payment	08/03/2018	Batch ...	Fort Cobb Fuel Auth...		1243 · Custom...	234.04		479.43
Payment	08/03/2018	Batch ...	Fort Cobb Fuel Auth...		1243 · Custom...	671.65		1,151.08
Deposit	08/03/2018			Deposit	488 · Penalties...	50.00		1,201.08
Payment	08/06/2018	Batch ...	Fort Cobb Fuel Auth...		1243 · Custom...	695.44		1,896.52
Payment	08/06/2018	Batch ...	Fort Cobb Fuel Auth...		1243 · Custom...	500.15		2,396.67
Payment	08/07/2018	Batch ...	Fort Cobb Fuel Auth...		1243 · Custom...	7,434.93		9,831.60
Payment	08/07/2018	Batch ...	Fort Cobb Fuel Auth...		1243 · Custom...	423.80		10,255.40
Payment	08/08/2018	Batch ...	Fort Cobb Fuel Auth...		1243 · Custom...	8,179.98		18,435.38
Bill Pmt -Check	08/08/2018	Transfer	Navitas Utility Corpo...		2233 · Other		10,000.00	8,435.38
Payment	08/09/2018	Batch ...	Fort Cobb Fuel Auth...		1243 · Custom...	697.87		9,133.25
Payment	08/09/2018	Batch ...	Fort Cobb Fuel Auth...		1243 · Custom...	1,449.36		10,582.61
Payment	08/09/2018	Batch ...	Fort Cobb Fuel Auth...		1243 · Custom...	367.67		10,950.28
Payment	08/10/2018	Batch ...	Fort Cobb Fuel Auth...		1243 · Custom...	5,010.56		15,960.84
Payment	08/10/2018	Batch ...	Fort Cobb Fuel Auth...		1243 · Custom...	649.91		16,610.75
Check	08/13/2018	1783	Cassidy Kitzman		1243 · Custom...		76.11	16,534.64
Payment	08/13/2018	Batch ...	Fort Cobb Fuel Auth...		1243 · Custom...	2,405.96		18,940.60
Payment	08/13/2018	Batch ...	Fort Cobb Fuel Auth...		1243 · Custom...	572.59		19,513.19
General Journal	08/13/2018	1348	Navitas OK3, LLC	Pay back FC...	1813 · Investm...	41,000.00		60,513.19
Bill Pmt -Check	08/13/2018	1784	Bank 7	Loan 1010609	2233 · Other		35,300.00	25,213.19
Deposit	08/14/2018			Deposit	1243 · Custom...	4,612.40		29,825.59
Payment	08/14/2018	Batch ...	Fort Cobb Fuel Auth...		1243 · Custom...	1,842.57		31,668.16
Bill Pmt -Check	08/14/2018	1785	Navitas Utility Corpo...		2233 · Other		29,014.00	2,654.16
Payment	08/15/2018	Batch ...	Fort Cobb Fuel Auth...		1243 · Custom...	169.99		2,824.15
Payment	08/15/2018	Batch ...	Fort Cobb Fuel Auth...		1243 · Custom...	5,952.83		8,776.98
Payment	08/16/2018	Batch ...	Fort Cobb Fuel Auth...		1243 · Custom...	109.92		8,886.90
Deposit	08/16/2018			Deposit	488 · Penalties...	50.00		8,936.90
Payment	08/16/2018	Batch ...	Fort Cobb Fuel Auth...		1243 · Custom...	695.49		9,632.39
Payment	08/17/2018	Batch ...	Fort Cobb Fuel Auth...		1243 · Custom...	396.25		10,028.64
Payment	08/17/2018	Batch ...	Fort Cobb Fuel Auth...		1243 · Custom...	2,675.53		12,704.17
Payment	08/17/2018	Batch ...	Fort Cobb Fuel Auth...		1243 · Custom...	482.37		13,186.54
Deposit	08/17/2018			Deposit	-SPLIT-	200.00		13,386.54
Check	08/20/2018	1786	Alexandra Geimaus...		1243 · Custom...		60.05	13,326.49
Bill Pmt -Check	08/20/2018	1787	Navitas Utility Corpo...	VOID:	2233 · Other	0.00		13,326.49
Bill Pmt -Check	08/20/2018	1788	Navitas Utility Corpo...		2233 · Other		9,020.00	4,306.49
Payment	08/20/2018	Batch ...	Fort Cobb Fuel Auth...		1243 · Custom...	13,607.56		17,914.05
Payment	08/20/2018	Batch ...	Fort Cobb Fuel Auth...		1243 · Custom...	1,030.43		18,944.48

Fort Cobb Fuel Authority
General Ledger
As of December 31, 2018

Type	Date	Num	Name	Memo	Split	Debit	Credit	Balance
Deposit	08/20/2018			Deposit	-SPLIT-	200.00		19,144.48
Payment	08/21/2018	Batch ...	Fort Cobb Fuel Auth...		1243 · Custom...	1,189.72		20,334.20
Check	08/21/2018	ACH	Oklahoma Tax Com...	July 2018 Sal...	2403 · Sales T...		1,511.13	18,823.07
Check	08/21/2018	ACH	Oklahoma Tax Com...	July 2018 Sal...	2403 · Sales T...		2,155.74	16,667.33
Payment	08/22/2018	Batch ...	Fort Cobb Fuel Auth...		1243 · Custom...	348.56		17,015.89
Payment	08/23/2018	Batch ...	Fort Cobb Fuel Auth...		1243 · Custom...	100.00		17,115.89
Payment	08/23/2018	Batch ...	Fort Cobb Fuel Auth...		1243 · Custom...	1,416.62		18,532.51
Payment	08/23/2018	Batch ...	Fort Cobb Fuel Auth...		1243 · Custom...	12,758.79		31,291.30
Payment	08/24/2018	Batch ...	Fort Cobb Fuel Auth...		1243 · Custom...	360.80		31,652.10
Check	08/24/2018	746	Bank 7	Transfer	1125 · Deposit ...	6,423.00		38,075.10
Check	08/24/2018	495	Bank 7	transfer	1122 · Deposit ...	2,023.00		40,098.10
Check	08/24/2018	722	Bank 7	Transfer	1121 · Deposit ...	3,023.00		43,121.10
Check	08/24/2018	5634	Bank 7	Transfer	1123 · Deposit ...	2,023.00		45,144.10
Payment	08/24/2018	Batch ...	Fort Cobb Fuel Auth...		1243 · Custom...	7,016.75		52,160.85
Payment	08/24/2018	Batch ...	Fort Cobb Fuel Auth...		1243 · Custom...	377.47		52,538.32
Payment	08/27/2018	Batch ...	Fort Cobb Fuel Auth...		1243 · Custom...	972.66		53,510.98
Payment	08/27/2018	Batch ...	Fort Cobb Fuel Auth...		1243 · Custom...	1,460.97		54,971.95
Deposit	08/27/2018			Deposit	488 · Penalties...	50.00		55,021.95
Bill Pmt -Check	08/27/2018	1789	Navitas Utility Corpo...		2233 · Other		52,027.00	2,994.95
Payment	08/28/2018	Batch ...	Fort Cobb Fuel Auth...		1243 · Custom...	727.83		3,722.78
Payment	08/28/2018	Batch ...	Fort Cobb Fuel Auth...		1243 · Custom...	627.26		4,350.04
Payment	08/29/2018	Batch ...	Fort Cobb Fuel Auth...		1243 · Custom...	417.26		4,767.30
Payment	08/30/2018	Batch ...	Fort Cobb Fuel Auth...		1243 · Custom...	640.65		5,407.95
Payment	08/30/2018	Batch ...	Fort Cobb Fuel Auth...		1243 · Custom...	399.45		5,807.40
Payment	08/31/2018	Batch ...	Fort Cobb Fuel Auth...		1243 · Custom...	5,106.51		10,913.91
Payment	09/04/2018	Batch ...	Fort Cobb Fuel Auth...		1243 · Custom...	363.72		11,277.63
Payment	09/04/2018	Batch ...	Fort Cobb Fuel Auth...		1243 · Custom...	310.85		11,588.48
General Journal	09/04/2018	180802		To record ban...	903 · Custome...		297.86	11,290.62
Bill Pmt -Check	09/04/2018	1790	Navitas Utility Corpo...		2233 · Other		11,804.00	-513.38
Payment	09/04/2018	Batch ...	Fort Cobb Fuel Auth...		1243 · Custom...	496.02		-17.36
Payment	09/04/2018	Batch ...	Fort Cobb Fuel Auth...		1243 · Custom...	597.49		580.13
Deposit	09/04/2018			Deposit	488 · Penalties...	50.00		630.13
Check	09/05/2018	1791	Andrea James		1243 · Custom...		111.18	518.95
Check	09/05/2018	1792	Bradley Garrett		1243 · Custom...		126.53	392.42
Check	09/05/2018	1793	Emmari Hume	VOID:	1243 · Custom...	0.00		392.42
Payment	09/05/2018	Batch ...	Fort Cobb Fuel Auth...		1243 · Custom...	125.44		517.86
Payment	09/05/2018	Batch ...	Fort Cobb Fuel Auth...		1243 · Custom...	305.42		823.28
Deposit	09/05/2018			Deposit	-SPLIT-	400.00		1,223.28
Deposit	09/05/2018			Deposit	-SPLIT-	200.00		1,423.28
Payment	09/06/2018	Batch ...	Fort Cobb Fuel Auth...		1243 · Custom...	68.83		1,492.11
Payment	09/07/2018	Batch ...	Fort Cobb Fuel Auth...		1243 · Custom...	551.36		2,043.47
Payment	09/07/2018	Batch ...	Fort Cobb Fuel Auth...		1243 · Custom...	161.63		2,205.10
Payment	09/07/2018	Batch ...	Fort Cobb Fuel Auth...		1243 · Custom...	443.37		2,648.47
Payment	09/10/2018	Batch ...	Fort Cobb Fuel Auth...		1243 · Custom...	3,065.87		5,714.34
Payment	09/10/2018	Batch ...	Fort Cobb Fuel Auth...		1243 · Custom...	521.13		6,235.47
Deposit	09/10/2018			Deposit	-SPLIT-	200.00		6,435.47
Payment	09/11/2018	Batch ...	Fort Cobb Fuel Auth...		1243 · Custom...	5,442.03		11,877.50
General Journal	09/11/2018	1352	Navitas OK3, LLC	Pay back FC...	1813 · Investm...	21,000.00		32,877.50
Payment	09/12/2018	Batch ...	Fort Cobb Fuel Auth...		1243 · Custom...	540.40		33,417.90

Fort Cobb Fuel Authority
General Ledger
As of December 31, 2018

Type	Date	Num	Name	Memo	Split	Debit	Credit	Balance
Deposit	09/12/2018			Deposit	-SPLIT-	200.00		33,617.90
Payment	09/12/2018	Batch ...	Fort Cobb Fuel Auth...		1243 · Custom...	5,328.98		38,946.88
General Journal	09/12/2018	1353	Navitas OK3, LLC	Pay back FC...	1813 · Investm...	50,000.00		88,946.88
Bill Pmt -Check	09/12/2018	1794	Navitas Utility Corpo...		2233 · Other		33,012.00	55,934.88
Deposit	09/13/2018			Deposit	1243 · Custom...	4,554.02		60,488.90
Payment	09/13/2018	Batch ...	Fort Cobb Fuel Auth...		1243 · Custom...	450.16		60,939.06
Payment	09/13/2018	Batch ...	Fort Cobb Fuel Auth...		1243 · Custom...	9,037.95		69,977.01
Bill Pmt -Check	09/13/2018	1795	Navitas Utility Corpo...		2233 · Other		60,013.00	9,964.01
Payment	09/14/2018	Batch ...	Fort Cobb Fuel Auth...		1243 · Custom...	238.79		10,202.80
Payment	09/14/2018	Batch ...	Fort Cobb Fuel Auth...		1243 · Custom...	2,793.33		12,996.13
Payment	09/14/2018	Batch ...	Fort Cobb Fuel Auth...		1243 · Custom...	711.10		13,707.23
Deposit	09/14/2018			Deposit	488 · Penalties...	50.00		13,757.23
Bill Pmt -Check	09/14/2018	1796	Bank 7	Loan 1010609	2233 · Other		35,300.00	-21,542.77
Payment	09/17/2018	Batch ...	Fort Cobb Fuel Auth...		1243 · Custom...	8,223.73		-13,319.04
Payment	09/17/2018	Batch ...	Fort Cobb Fuel Auth...		1243 · Custom...	747.42		-12,571.62
Check	09/17/2018	1797	Alexis Alvarez		1243 · Custom...		130.49	-12,702.11
General Journal	09/18/2018	1354	Navitas OK3, LLC	Pay back FC...	1813 · Investm...	10,000.00		-2,702.11
Payment	09/19/2018	Batch ...	Fort Cobb Fuel Auth...		1243 · Custom...	3,063.34		361.23
General Journal	09/19/2018	1355	Navitas OK3, LLC	Pay back FC...	1813 · Investm...	10,000.00		10,361.23
General Journal	09/19/2018	1356		STATE OF O...	928 · Regulato...	25.00		10,386.23
Payment	09/20/2018	Batch ...	Fort Cobb Fuel Auth...		1243 · Custom...	730.69		11,116.92
Payment	09/20/2018	Batch ...	Fort Cobb Fuel Auth...		1243 · Custom...	8,161.25		19,278.17
Bill Pmt -Check	09/20/2018		Navitas Utility Corpo...	QuickBooks g...	2233 · Other	0.00		19,278.17
Check	09/20/2018	1798	Jason Fletcher		1243 · Custom...		93.19	19,184.98
Check	09/20/2018	ACH	Oklahoma Tax Com...	Aug 2018 Sal...	2403 · Sales T...		1,868.78	17,316.20
Check	09/20/2018	ACH	Oklahoma Tax Com...	Aug 2018 Sal...	2403 · Sales T...		2,223.04	15,093.16
Payment	09/21/2018	Batch ...	Fort Cobb Fuel Auth...		1243 · Custom...	333.63		15,426.79
Payment	09/21/2018	Batch ...	Fort Cobb Fuel Auth...		1243 · Custom...	5,545.50		20,972.29
Bill Pmt -Check	09/21/2018	1799	Navitas Utility Corpo...		2233 · Other		21,021.00	-48.71
Payment	09/24/2018	Batch ...	Fort Cobb Fuel Auth...		1243 · Custom...	434.61		385.90
Deposit	09/24/2018			Deposit	-SPLIT-	200.00		585.90
Payment	09/24/2018	Batch ...	Fort Cobb Fuel Auth...		1243 · Custom...	6,076.81		6,662.71
Payment	09/24/2018	Batch ...	Fort Cobb Fuel Auth...		1243 · Custom...	260.30		6,923.01
Payment	09/24/2018	Batch ...	Fort Cobb Fuel Auth...		1243 · Custom...	3,885.73		10,808.74
Payment	09/24/2018	Batch ...	Fort Cobb Fuel Auth...		1243 · Custom...	551.30		11,360.04
Payment	09/24/2018	Batch ...	Fort Cobb Fuel Auth...		1243 · Custom...	338.33		11,698.37
Payment	09/25/2018	Batch ...	Fort Cobb Fuel Auth...		1243 · Custom...	2,995.35		14,693.72
Payment	09/26/2018	Batch ...	Fort Cobb Fuel Auth...		1243 · Custom...	3,434.87		18,128.59
Bill Pmt -Check	09/26/2018	1800	Navitas Utility Corpo...		2233 · Other		11,026.00	7,102.59
Check	09/26/2018	723	Bank 7	VOID: Transfer	1121 · Deposit ...	0.00		7,102.59
Check	09/26/2018	496	Bank 7	transfer	1122 · Deposit ...	1,827.00		8,929.59
Check	09/26/2018	747	Bank 7	Transfer	1125 · Deposit ...	4,427.00		13,356.59
Check	09/26/2018	5635	Bank 7	Transfer	1123 · Deposit ...	2,027.00		15,383.59
Check	09/26/2018	724	Bank 7	Transfer	1121 · Deposit ...	3,127.00		18,510.59
Bill Pmt -Check	09/27/2018	1801	Navitas Utility Corpo...		2233 · Other		7,027.00	11,483.59
Payment	09/28/2018	Batch ...	Fort Cobb Fuel Auth...		1243 · Custom...	459.06		11,942.65
Deposit	09/28/2018			Deposit	488 · Penalties...	50.00		11,992.65
Payment	09/28/2018	Batch ...	Fort Cobb Fuel Auth...		1243 · Custom...	711.71		12,704.36
Bill Pmt -Check	09/28/2018	1802	Navitas Utility Corpo...		2233 · Other		11,028.00	1,676.36

Fort Cobb Fuel Authority
General Ledger
As of December 31, 2018

Type	Date	Num	Name	Memo	Split	Debit	Credit	Balance
Payment	09/28/2018	Batch ...	Fort Cobb Fuel Auth...		1243 · Custom...	219.19		1,895.55
Payment	10/01/2018	Batch ...	Fort Cobb Fuel Auth...		1243 · Custom...	179.94		2,075.49
Payment	10/01/2018	Batch ...	Fort Cobb Fuel Auth...		1243 · Custom...	150.00		2,225.49
General Journal	10/01/2018	1357	Navitas OK3, LLC	Pay back FC...	1813 · Investm...	11,000.00		13,225.49
Payment	10/02/2018	Batch ...	Fort Cobb Fuel Auth...		1243 · Custom...	888.19		14,113.68
General Journal	10/02/2018	181002		To record ban...	903 · Custome...		325.37	13,788.31
Bill Pmt -Check	10/02/2018	1803	Navitas Utility Corpo...		2233 · Other		13,502.00	286.31
Check	10/02/2018	1804	Crystal Bowers		1243 · Custom...		109.48	176.83
Payment	10/03/2018	Batch ...	Fort Cobb Fuel Auth...		1243 · Custom...	299.83		476.66
Deposit	10/03/2018			Deposit	-SPLIT-	200.00		676.66
Payment	10/03/2018	Batch ...	Fort Cobb Fuel Auth...		1243 · Custom...	623.98		1,300.64
Payment	10/03/2018	Batch ...	Fort Cobb Fuel Auth...		1243 · Custom...	348.79		1,649.43
Payment	10/03/2018	Batch ...	Fort Cobb Fuel Auth...		1243 · Custom...	406.31		2,055.74
Payment	10/04/2018	Batch ...	Fort Cobb Fuel Auth...		1243 · Custom...	158.94		2,214.68
Payment	10/05/2018	Batch ...	Fort Cobb Fuel Auth...		1243 · Custom...	432.25		2,646.93
Check	10/08/2018	1807	Shannon Jennings		1243 · Custom...		46.01	2,600.92
Payment	10/09/2018	Batch ...	Fort Cobb Fuel Auth...		1243 · Custom...	525.79		3,126.71
Payment	10/09/2018	Batch ...	Fort Cobb Fuel Auth...		1243 · Custom...	625.47		3,752.18
Payment	10/09/2018	Batch ...	Fort Cobb Fuel Auth...		1243 · Custom...	103.03		3,855.21
Deposit	10/09/2018			Deposit	-SPLIT-	200.00		4,055.21
Payment	10/09/2018	Batch ...	Fort Cobb Fuel Auth...		1243 · Custom...	1,588.75		5,643.96
Bill Pmt -Check	10/09/2018	1806	Navitas Utility Corpo...		2233 · Other		5,009.14	634.82
Payment	10/09/2018	CR 18...	Fort Cobb Fuel Auth...		1243 · Custom...	947.42		1,582.24
Payment	10/10/2018	Batch ...	Fort Cobb Fuel Auth...		1243 · Custom...	5,321.08		6,903.32
Payment	10/10/2018	Batch ...	Fort Cobb Fuel Auth...		1243 · Custom...	350.64		7,253.96
Payment	10/11/2018	Batch ...	Fort Cobb Fuel Auth...		1243 · Custom...	262.50		7,516.46
Deposit	10/11/2018			Deposit	-SPLIT-	400.00		7,916.46
Deposit	10/11/2018			Deposit	1243 · Custom...	4,445.33		12,361.79
Deposit	10/11/2018			Deposit	-SPLIT-	200.00		12,561.79
Payment	10/12/2018	Batch ...	Fort Cobb Fuel Auth...		1243 · Custom...	227.43		12,789.22
Payment	10/12/2018	Batch ...	Fort Cobb Fuel Auth...		1243 · Custom...	4,640.99		17,430.21
Payment	10/12/2018	Batch ...	Fort Cobb Fuel Auth...		1243 · Custom...	4,136.92		21,567.13
Payment	10/12/2018	Batch ...	Fort Cobb Fuel Auth...		1243 · Custom...	939.00		22,506.13
Payment	10/15/2018	Batch ...	Fort Cobb Fuel Auth...		1243 · Custom...	429.42		22,935.55
Payment	10/15/2018	Batch ...	Fort Cobb Fuel Auth...		1243 · Custom...	10,694.65		33,630.20
Deposit	10/15/2018			Deposit	-SPLIT-	200.00		33,830.20
Payment	10/16/2018	Batch ...	Fort Cobb Fuel Auth...		1243 · Custom...	1,058.74		34,888.94
Deposit	10/16/2018			Deposit	-SPLIT-	100.00		34,988.94
Bill Pmt -Check	10/16/2018	1808	Bank 7	Loan 1010609	2233 · Other		35,300.00	-311.06
Payment	10/17/2018	Batch ...	Fort Cobb Fuel Auth...		1243 · Custom...	11,840.21		11,529.15
Payment	10/17/2018	Batch ...	Fort Cobb Fuel Auth...		1243 · Custom...	1,218.55		12,747.70
Bill Pmt -Check	10/17/2018	1809	Navitas Utility Corpo...		2233 · Other		11,017.00	1,730.70
Payment	10/17/2018	Batch ...	Fort Cobb Fuel Auth...		1243 · Custom...	3,444.32		5,175.02
General Journal	10/18/2018	180620		Engie insight ...	-SPLIT-		16.84	5,158.18
General Journal	10/18/2018	180620		Engie insight ...	1107 · Checkin...		7.00	5,151.18
General Journal	10/18/2018	1177		Equity Distrib...	1816 · Investm...	24,400.00		29,551.18
Payment	10/19/2018	Batch ...	Fort Cobb Fuel Auth...		1243 · Custom...	359.07		29,910.25
Deposit	10/19/2018			Deposit	-SPLIT-	200.00		30,110.25
Payment	10/19/2018	Batch ...	Fort Cobb Fuel Auth...		1243 · Custom...	1,188.62		31,298.87

Fort Cobb Fuel Authority
General Ledger
As of December 31, 2018

Type	Date	Num	Name	Memo	Split	Debit	Credit	Balance
Payment	10/22/2018	Batch ...	Fort Cobb Fuel Auth...		1243 · Custom...	662.98		31,961.85
Deposit	10/22/2018			Deposit	488 · Penalties...	50.00		32,011.85
Payment	10/22/2018	Batch ...	Fort Cobb Fuel Auth...		1243 · Custom...	2,714.91		34,726.76
Payment	10/22/2018	Batch ...	Fort Cobb Fuel Auth...		1243 · Custom...	357.75		35,084.51
Bill Pmt -Check	10/22/2018	1810	Navitas Utility Corpo...		2233 · Other		30,022.00	5,062.51
Check	10/22/2018	725	Bank 7		1121 · Deposit ...	2,922.00		7,984.51
Check	10/22/2018	497	Bank 7		1122 · Deposit ...	1,822.00		9,806.51
Payment	10/22/2018	Batch ...	Fort Cobb Fuel Auth...		1243 · Custom...	9,456.07		19,262.58
Check	10/22/2018	748	Bank 7		1125 · Deposit ...	7,222.00		26,484.58
Check	10/22/2018	5636	Bank 7		1123 · Deposit ...	1,822.00		28,306.58
Payment	10/23/2018	Batch ...	Fort Cobb Fuel Auth...		1243 · Custom...	608.22		28,914.80
Deposit	10/23/2018			Deposit	-SPLIT-	200.00		29,114.80
Bill Pmt -Check	10/23/2018	1811	Navitas Utility Corpo...		2233 · Other		14,023.00	15,091.80
Payment	10/23/2018	Batch ...	Fort Cobb Fuel Auth...		1243 · Custom...	4,064.14		19,155.94
Payment	10/23/2018	Batch ...	Fort Cobb Fuel Auth...		1243 · Custom...	547.49		19,703.43
Bill Pmt -Check	10/24/2018	1812	Navitas Utility Corpo...		2233 · Other		10,024.00	9,679.43
Payment	10/24/2018	Batch ...	Fort Cobb Fuel Auth...		1243 · Custom...	3,733.30		13,412.73
Payment	10/24/2018	Batch ...	Fort Cobb Fuel Auth...		1243 · Custom...	246.04		13,658.77
Check	10/24/2018	ACH	Oklahoma Tax Com...	Sep 2018 Sal...	2403 · Sales T...		1,970.61	11,688.16
Check	10/24/2018	ACH	Oklahoma Tax Com...	Sep 2018 Sal...	2403 · Sales T...		2,360.26	9,327.90
Payment	10/25/2018	Batch ...	Fort Cobb Fuel Auth...		1243 · Custom...	2,379.40		11,707.30
Bill Pmt -Check	10/26/2018	xfer	Navitas Utility Corpo...		2233 · Other		11,026.00	681.30
General Journal	10/26/2018	1178		TNNG Deposi...	1191 · Dep. in ...	788.93		1,470.23
Payment	10/29/2018	Batch ...	Fort Cobb Fuel Auth...		1243 · Custom...	1,627.15		3,097.38
Payment	10/29/2018	Batch ...	Fort Cobb Fuel Auth...		1243 · Custom...	269.44		3,366.82
Payment	10/29/2018	Batch ...	Fort Cobb Fuel Auth...		1243 · Custom...	768.77		4,135.59
Deposit	10/29/2018			Deposit	-SPLIT-	200.00		4,335.59
Bill Pmt -Check	10/29/2018	1813	Navitas Assets		2233 · Other		3,300.00	1,035.59
Payment	10/29/2018	Batch ...	Fort Cobb Fuel Auth...		1243 · Custom...	1,148.49		2,184.08
General Journal	10/29/2018	1178		TNNG Deposi...	1191 · Dep. in ...		788.93	1,395.15
Payment	10/30/2018	Batch ...	Fort Cobb Fuel Auth...		1243 · Custom...	855.77		2,250.92
Deposit	10/30/2018			Deposit	-SPLIT-	100.00		2,350.92
Payment	10/31/2018	Batch ...	Fort Cobb Fuel Auth...		1243 · Custom...	163.57		2,514.49
Deposit	10/31/2018			Deposit	488 · Penalties...	50.00		2,564.49
Payment	10/31/2018	Batch ...	Fort Cobb Fuel Auth...		1243 · Custom...	166.02		2,730.51
Payment	11/01/2018	Batch ...	Fort Cobb Fuel Auth...		1243 · Custom...	191.10		2,921.61
Deposit	11/01/2018			Deposit	-SPLIT-	200.00		3,121.61
Bill Pmt -Check	11/01/2018	xfer	Navitas Utility Corpo...		2233 · Other		2,801.00	320.61
Payment	11/02/2018	Batch ...	Fort Cobb Fuel Auth...		1243 · Custom...	478.64		799.25
Deposit	11/02/2018			Deposit	-SPLIT-	500.00		1,299.25
Payment	11/02/2018	Batch ...	Fort Cobb Fuel Auth...		1243 · Custom...	125.34		1,424.59
Payment	11/02/2018	Batch ...	Fort Cobb Fuel Auth...		1243 · Custom...	509.15		1,933.74
General Journal	11/02/2018	181102		To record ban...	903 · Custome...		384.88	1,548.86
Payment	11/05/2018	Batch ...	Fort Cobb Fuel Auth...		1243 · Custom...	177.15		1,726.01
Payment	11/05/2018	Batch ...	Fort Cobb Fuel Auth...		1243 · Custom...	373.02		2,099.03
Deposit	11/05/2018			Deposit	-SPLIT-	200.00		2,299.03
Payment	11/05/2018	Batch ...	Fort Cobb Fuel Auth...		1243 · Custom...	428.55		2,727.58
Payment	11/05/2018	Batch ...	Fort Cobb Fuel Auth...		1243 · Custom...	793.89		3,521.47
Bill Pmt -Check	11/06/2018	1814	Navitas Utility Corpo...		2233 · Other		3,306.00	215.47

Fort Cobb Fuel Authority
General Ledger
As of December 31, 2018

Type	Date	Num	Name	Memo	Split	Debit	Credit	Balance
Check	11/06/2018	1815	Dana Kionute		1243 · Custom...		98.27	117.20
Payment	11/07/2018	Batch ...	Fort Cobb Fuel Auth...		1243 · Custom...	207.34		324.54
Check	11/07/2018	730	Bank 7		1121 · Deposit ...	1,507.00		1,831.54
Check	11/07/2018	498	Bank 7		1122 · Deposit ...	1,207.00		3,038.54
Check	11/07/2018	749	Bank 7		1125 · Deposit ...	4,007.00		7,045.54
Check	11/07/2018	1062	Bank 7	transfer	1126 · Deposit ...	1,207.00		8,252.54
Check	11/07/2018	5637	Bank 7		1123 · Deposit ...	1,207.00		9,459.54
Payment	11/07/2018	Batch ...	Fort Cobb Fuel Auth...		1243 · Custom...	1,014.78		10,474.32
Payment	11/08/2018	Batch ...	Fort Cobb Fuel Auth...		1243 · Custom...	1,128.63		11,602.95
Payment	11/08/2018	Batch ...	Fort Cobb Fuel Auth...		1243 · Custom...	4,686.45		16,289.40
Payment	11/09/2018	Batch ...	Fort Cobb Fuel Auth...		1243 · Custom...	266.87		16,556.27
Bill Pmt -Check	11/09/2018	xfer	Navitas Utility Corpo...		2233 · Other		16,009.00	547.27
Payment	11/09/2018	Batch ...	Fort Cobb Fuel Auth...		1243 · Custom...	3,988.87		4,536.14
Deposit	11/09/2018			Deposit	-SPLIT-	200.00		4,736.14
Bill Pmt -Check	11/12/2018	1816	Washington County ...	2018 Tax Wa...	2233 · Other		299.00	4,437.14
Bill Pmt -Check	11/12/2018	1817	Washington County ...	2018 Tax Lot ...	2233 · Other		36.00	4,401.14
Payment	11/13/2018	Batch ...	Fort Cobb Fuel Auth...		1243 · Custom...	143.38		4,544.52
Payment	11/13/2018	Batch ...	Fort Cobb Fuel Auth...		1243 · Custom...	376.99		4,921.51
Payment	11/13/2018	Batch ...	Fort Cobb Fuel Auth...		1243 · Custom...	9,201.04		14,122.55
Payment	11/13/2018	Batch ...	Fort Cobb Fuel Auth...		1243 · Custom...	152.90		14,275.45
Payment	11/13/2018	Batch ...	Fort Cobb Fuel Auth...		1243 · Custom...	466.81		14,742.26
Deposit	11/13/2018			Deposit	488 · Penalties...	50.00		14,792.26
Bill Pmt -Check	11/14/2018		Navitas Utility Corpo...	QuickBooks g...	2233 · Other	0.00		14,792.26
Bill Pmt -Check	11/14/2018	xfer	Navitas Utility Corpo...		2233 · Other		21,014.00	-6,221.74
Payment	11/14/2018	Batch ...	Fort Cobb Fuel Auth...		1243 · Custom...	15,251.28		9,029.54
Deposit	11/14/2018			Deposit	-SPLIT-	200.00		9,229.54
Deposit	11/14/2018			Deposit	1243 · Custom...	6,009.08		15,238.62
Payment	11/15/2018	Batch ...	Fort Cobb Fuel Auth...		1243 · Custom...	577.72		15,816.34
Payment	11/15/2018	Batch ...	Fort Cobb Fuel Auth...		1243 · Custom...	4,052.98		19,869.32
Check	11/15/2018	1819	Navitas Utility Corpo...		-SPLIT-		15,015.00	4,854.32
Bill Pmt -Check	11/16/2018	1818	Navitas Assets		2233 · Other		3,236.00	1,618.32
Payment	11/16/2018	Batch ...	Fort Cobb Fuel Auth...		1243 · Custom...	828.85		2,447.17
Payment	11/16/2018	Batch ...	Fort Cobb Fuel Auth...		1243 · Custom...	7,141.32		9,588.49
Payment	11/19/2018	Batch ...	Fort Cobb Fuel Auth...		1243 · Custom...	644.06		10,232.55
Payment	11/19/2018	Batch ...	Fort Cobb Fuel Auth...		1243 · Custom...	587.71		10,820.26
Deposit	11/19/2018			Deposit	-SPLIT-	200.00		11,020.26
Payment	11/19/2018	Batch ...	Fort Cobb Fuel Auth...		1243 · Custom...	48,314.55		59,334.81
Bill Pmt -Check	11/19/2018	1820	Grant County Treas...	2018 tax year	2233 · Other		3.00	59,331.81
Bill Pmt -Check	11/19/2018	1821	Bank 7	Loan 1010609	2233 · Other		35,300.00	24,031.81
Check	11/20/2018	1822	Jessica Cox		-SPLIT-		200.00	23,831.81
Payment	11/20/2018	Batch ...	Fort Cobb Fuel Auth...		1243 · Custom...	1,064.68		24,896.49
Payment	11/20/2018	Batch ...	Fort Cobb Fuel Auth...		1243 · Custom...	1,639.97		26,536.46
Bill Pmt -Check	11/21/2018	1823	Caddo County Trea...	2018 Advalor...	2203 · Taxes		741.00	25,795.46
Bill Pmt -Check	11/21/2018	1824	Gail Dixon, Haskell ...	Owner Id # 24...	2203 · Taxes		167.00	25,628.46
Check	11/21/2018	1825	Navitas Utility Corpo...		-SPLIT-		20,021.00	5,607.46
Check	11/21/2018	750	Bank 7		1125 · Deposit ...	4,221.00		9,828.46
Check	11/21/2018	731	Bank 7		1121 · Deposit ...	2,921.00		12,749.46
Check	11/21/2018	499	Bank 7		1122 · Deposit ...	1,521.00		14,270.46
Check	11/21/2018	5638	Bank 7		1123 · Deposit ...	2,521.00		16,791.46

Fort Cobb Fuel Authority
General Ledger
As of December 31, 2018

Type	Date	Num	Name	Memo	Split	Debit	Credit	Balance
Payment	11/21/2018	Batch ...	Fort Cobb Fuel Auth...		1243 · Custom...	2,191.32		18,982.78
Payment	11/21/2018	Batch ...	Fort Cobb Fuel Auth...		1243 · Custom...	770.66		19,753.44
Payment	11/23/2018	Batch ...	Fort Cobb Fuel Auth...		1243 · Custom...	613.18		20,366.62
Check	11/23/2018	1826	Navitas Utility Corpo...		-SPLIT-		8,623.00	11,743.62
Check	11/23/2018	ACH	Oklahoma Tax Com...	Oct 2018 Sal...	2403 · Sales T...		1,612.76	10,130.86
Check	11/23/2018	ACH	Oklahoma Tax Com...	Oct 2018 Sal...	2403 · Sales T...		2,929.77	7,201.09
Check	11/26/2018	1827	Navitas Utility Corpo...		-SPLIT-		6,226.00	975.09
Payment	11/26/2018	Batch ...	Fort Cobb Fuel Auth...		1243 · Custom...	8,121.55		9,096.64
Payment	11/26/2018	Batch ...	Fort Cobb Fuel Auth...		1243 · Custom...	472.25		9,568.89
Check	11/27/2018	1828	Navitas Utility Corpo...		-SPLIT-		9,427.00	141.89
Payment	11/27/2018	Batch ...	Fort Cobb Fuel Auth...		1243 · Custom...	50.00		191.89
Payment	11/28/2018	Batch ...	Fort Cobb Fuel Auth...		1243 · Custom...	1,299.97		1,491.86
Payment	11/29/2018	B.228 ...	Fort Cobb Fuel Auth...		1243 · Custom...	1,361.99		2,853.85
Bill Pmt -Check	11/29/2018	1829	Bank 7	Loan 1010609	2233 · Other		630.00	2,223.85
Payment	11/29/2018	Batch ...	Fort Cobb Fuel Auth...		1243 · Custom...	395.77		2,619.62
Bill Pmt -Check	11/29/2018	1830	Osage County Trea...	Southside (sh...	2203 · Taxes		35.00	2,584.62
Payment	11/30/2018	Visa/...	Fort Cobb Fuel Auth...		1243 · Custom...	1,662.69		4,247.31
Payment	11/30/2018	Batch ...	Fort Cobb Fuel Auth...		1243 · Custom...	440.20		4,687.51
Bill Pmt -Check	11/30/2018	1832	Navitas Utility Corpo...		2233 · Other		3,730.00	957.51
Payment	12/03/2018	Visa/...	Fort Cobb Fuel Auth...		1243 · Custom...	271.81		1,229.32
Payment	12/03/2018	Visa/...	Fort Cobb Fuel Auth...		1243 · Custom...	33.29		1,262.61
Payment	12/03/2018	Batch ...	Fort Cobb Fuel Auth...		1243 · Custom...	1,004.16		2,266.77
Payment	12/03/2018	Visa/...	Fort Cobb Fuel Auth...		1243 · Custom...	743.84		3,010.61
General Journal	12/03/2018	181203		To record ban...	903 · Custome...		308.48	2,702.13
Payment	12/04/2018	Batch ...	Fort Cobb Fuel Auth...		1243 · Custom...	677.52		3,379.65
Check	12/04/2018	1837	Jesse Motley		1243 · Custom...		23.40	3,356.25
Payment	12/06/2018	Visa/...	Fort Cobb Fuel Auth...		1243 · Custom...	854.56		4,210.81
Bill Pmt -Check	12/07/2018	1833	Washita County Tre...		2203 · Taxes		1,511.50	2,699.31
Bill Pmt -Check	12/07/2018	1834	Washita County Tre...		2203 · Taxes		121.00	2,578.31
Bill Pmt -Check	12/07/2018	1835	Payne Country Trea...		2203 · Taxes		101.00	2,477.31
Bill Pmt -Check	12/07/2018	1836	Harmon County Tre...		2203 · Taxes		129.00	2,348.31
Payment	12/07/2018	Visa/...	Fort Cobb Fuel Auth...		1243 · Custom...	1,150.49		3,498.80
Deposit	12/07/2018			Deposit	-SPLIT-	200.00		3,698.80
Payment	12/07/2018	Batch ...	Fort Cobb Fuel Auth...		1243 · Custom...	228.28		3,927.08
Payment	12/07/2018	Batch ...	Fort Cobb Fuel Auth...		1243 · Custom...	791.69		4,718.77
Payment	12/07/2018	Visa/...	Fort Cobb Fuel Auth...		1243 · Custom...	908.31		5,627.08
Payment	12/08/2018	12081...	Fort Cobb Fuel Auth...		1243 · Custom...	3,550.00		9,177.08
General Journal	12/08/2018	18120...		12/08/18 DHS...	1191 · Dep. in ...	180.00		9,357.08
Payment	12/10/2018	Visa/...	Fort Cobb Fuel Auth...		1243 · Custom...	1,231.25		10,588.33
Payment	12/10/2018	Batch ...	Fort Cobb Fuel Auth...		1243 · Custom...	6,465.50		17,053.83
Payment	12/10/2018	Visa/...	Fort Cobb Fuel Auth...		1243 · Custom...	791.65		17,845.48
Payment	12/10/2018	Batch ...	Fort Cobb Fuel Auth...		1243 · Custom...	58,052.53		75,898.01
Deposit	12/10/2018			Deposit	-SPLIT-	200.00		76,098.01
Bill Pmt -Check	12/11/2018	1838	Navitas Utility Corpo...		2233 · Other		75,411.00	687.01
General Journal	12/11/2018	18120...		12/08/18 DHS...	1191 · Dep. in ...		180.00	507.01
Payment	12/11/2018	Batch ...	Fort Cobb Fuel Auth...		1243 · Custom...	4,881.59		5,388.60
Payment	12/12/2018	Batch ...	Fort Cobb Fuel Auth...		1243 · Custom...	10,978.62		16,367.22
Payment	12/13/2018	Visa/...	Fort Cobb Fuel Auth...		1243 · Custom...	1,372.28		17,739.50
Payment	12/13/2018	Batch ...	Fort Cobb Fuel Auth...		1243 · Custom...	15,721.00		33,460.50

Fort Cobb Fuel Authority
General Ledger
As of December 31, 2018

Type	Date	Num	Name	Memo	Split	Debit	Credit	Balance
Payment	12/13/2018	Batch ...	Fort Cobb Fuel Auth...		1243 · Custom...	1,022.79		34,483.29
Payment	12/14/2018	Visa/...	Fort Cobb Fuel Auth...		1243 · Custom...	1,136.31		35,619.60
Payment	12/14/2018	Batch ...	Fort Cobb Fuel Auth...		1243 · Custom...	9,967.07		45,586.67
Payment	12/14/2018	Visa/...	Fort Cobb Fuel Auth...		1243 · Custom...	735.20		46,321.87
Deposit	12/14/2018			Deposit	-SPLIT-	200.00		46,521.87
Bill Pmt -Check	12/17/2018	1840	Hughes County Tre...		2203 · Taxes		8.00	46,513.87
Bill Pmt -Check	12/17/2018	1841	Pittsburgh County Tr...		2203 · Taxes		306.00	46,207.87
Bill Pmt -Check	12/17/2018	1842	Gail Dixon, Haskell ...	Owner Id # 24...	2203 · Taxes		152.00	46,055.87
Bill Pmt -Check	12/17/2018	1843	Caddo County Trea...		2203 · Taxes		22,729.00	23,326.87
Bill Pmt -Check	12/17/2018	1844	Stephens County Tr...	1st half	2203 · Taxes		1,869.50	21,457.37
Payment	12/17/2018	Batch ...	Fort Cobb Fuel Auth...		1243 · Custom...	34,809.53		56,266.90
Payment	12/17/2018	Batch ...	Fort Cobb Fuel Auth...		1243 · Custom...	121.33		56,388.23
Deposit	12/17/2018			Deposit	1243 · Custom...	12,342.34		68,730.57
Payment	12/18/2018	Batch ...	Fort Cobb Fuel Auth...		1243 · Custom...	2,778.47		71,509.04
Bill Pmt -Check	12/18/2018	1845	Navitas Utility Corpo...		2233 · Other		90,018.00	-18,508.96
Bill Pmt -Check	12/19/2018	1839	Navitas Assets		2233 · Other		6,536.00	-25,044.96
Check	12/19/2018	1846	Terri Bishop		1243 · Custom...		65.33	-25,110.29
General Journal	12/19/2018	181219		Equity Distrib...	1816 · Investm...	15,900.00		-9,210.29
Payment	12/20/2018	Visa/...	Fort Cobb Fuel Auth...		1243 · Custom...	1,316.19		-7,894.10
Payment	12/20/2018	Batch ...	Fort Cobb Fuel Auth...		1243 · Custom...	9,232.69		1,338.59
Payment	12/20/2018	Batch ...	Fort Cobb Fuel Auth...		1243 · Custom...	8,755.80		10,094.39
Payment	12/21/2018	Visa/...	Fort Cobb Fuel Auth...		1243 · Custom...	1,185.37		11,279.76
Bill Pmt -Check	12/21/2018	1847	Bank 7	Loan 1010609	2233 · Other		36,530.00	-25,250.24
Check	12/21/2018	732	Bank 7		1121 · Deposit ...	7,021.00		-18,229.24
Check	12/21/2018	500	Bank 7		1122 · Deposit ...	3,021.00		-15,208.24
Check	12/21/2018	751	Bank 7		1125 · Deposit ...	9,521.00		-5,687.24
Check	12/21/2018	5639	Bank 7		1123 · Deposit ...	4,521.00		-1,166.24
Payment	12/21/2018	Cash ...	Fort Cobb Fuel Auth...		1243 · Custom...	3,713.66		2,547.42
Payment	12/24/2018	Visa/...	Fort Cobb Fuel Auth...		1243 · Custom...	1,821.19		4,368.61
Bill Pmt -Check	12/24/2018	1848	Navitas Utility Corpo...		2233 · Other		24,024.00	-19,655.39
Payment	12/24/2018	Cash ...	Fort Cobb Fuel Auth...		1243 · Custom...	2,233.54		-17,421.85
Payment	12/24/2018	Visa/...	Fort Cobb Fuel Auth...		1243 · Custom...	1,835.34		-15,586.51
Deposit	12/24/2018			Deposit	488 · Penalties...	50.00		-15,536.51
Bill Pmt -Check	12/26/2018	1849	Oklahoma Tax Com...		2233 · Other		20.00	-15,556.51
Check	12/26/2018	ACH	Oklahoma Tax Com...	Nov 2018 Sal...	2403 · Sales T...		3,992.66	-19,549.17
Check	12/26/2018	ACH	Oklahoma Tax Com...	Nov 2018 Sal...	2403 · Sales T...		4,524.72	-24,073.89
Bill Pmt -Check	12/26/2018	1850	Navitas Utility Corpo...		2233 · Other		24,026.00	-48,099.89
Payment	12/26/2018	Batch ...	Fort Cobb Fuel Auth...		1243 · Custom...	61,487.39		13,387.50
Payment	12/26/2018	Visa/...	Fort Cobb Fuel Auth...		1243 · Custom...	2,966.15		16,353.65
Bill Pmt -Check	12/27/2018	1851	Navitas Utility Corpo...		2233 · Other		10,027.00	6,326.65
Check	12/28/2018	1852	Navitas Utility Corpo...		2233 · Other		10,028.00	-3,701.35
Payment	12/28/2018	Batch ...	Fort Cobb Fuel Auth...		1243 · Custom...	159.16		-3,542.19
Payment	12/28/2018	Batch ...	Fort Cobb Fuel Auth...		1243 · Custom...	1,946.24		-1,595.95
Deposit	12/28/2018			Deposit	488 · Penalties...	25.00		-1,570.95
Payment	12/31/2018	Visa/...	Fort Cobb Fuel Auth...		1243 · Custom...	1,180.00		-390.95
Deposit	12/31/2018			Deposit	488 · Penalties...	50.00		-340.95

Fort Cobb Fuel Authority
General Ledger
As of December 31, 2018

Type	Date	Num	Name	Memo	Split	Debit	Credit	Balance
Payment	12/31/2018	Visa/...	Fort Cobb Fuel Auth...		1243 · Custom...	1,045.63		704.68
Payment	12/31/2018	DHS ...	Fort Cobb Fuel Auth...		1243 · Custom...	165.00		869.68
Total 1107 · Checking - Bank 7						2,781,636.02	2,791,595.43	869.68
1121 · Deposit - First State Bank								660.75
Payment	01/02/2018	Batch 1	Fort Cobb Fuel Auth...		1243 · Custom...	60.00		720.75
Payment	01/03/2018	Batch 2	Fort Cobb Fuel Auth...		1243 · Custom...	30.68		751.43
General Journal	01/03/2018	171233		Ashley Green...	-SPLIT-		144.45	606.98
Payment	01/05/2018	Batch 4	Fort Cobb Fuel Auth...		1243 · Custom...	439.12		1,046.10
Payment	01/08/2018	Batch 5	Fort Cobb Fuel Auth...		1243 · Custom...	741.08		1,787.18
Payment	01/09/2018	Batch 6	Fort Cobb Fuel Auth...		1243 · Custom...	171.59		1,958.77
Payment	01/09/2018	Batch 6	Fort Cobb Fuel Auth...		1243 · Custom...	1,257.89		3,216.66
Check	01/10/2018	711	Bank 7	Transfer	1107 · Checkin...		2,000.00	1,216.66
Payment	01/10/2018	Batch 7	Fort Cobb Fuel Auth...		1243 · Custom...	545.83		1,762.49
Payment	01/11/2018	Batch 8	Fort Cobb Fuel Auth...		1243 · Custom...	277.87		2,040.36
Payment	01/12/2018	Batch 9	Fort Cobb Fuel Auth...		1243 · Custom...	828.60		2,868.96
Payment	01/16/2018	Batch ...	Fort Cobb Fuel Auth...		1243 · Custom...	722.00		3,590.96
Payment	01/17/2018	Batch ...	Fort Cobb Fuel Auth...		1243 · Custom...	1,504.23		5,095.19
Deposit	01/17/2018			Deposit	-SPLIT-	200.00		5,295.19
Payment	01/18/2018	Batch ...	Fort Cobb Fuel Auth...		1243 · Custom...	289.46		5,584.65
Check	01/19/2018	712	Bank 7	Transfer	1107 · Checkin...		5,000.00	584.65
Payment	01/22/2018	Batch ...	Fort Cobb Fuel Auth...		1243 · Custom...	423.02		1,007.67
Deposit	01/22/2018			Deposit	-SPLIT-	200.00		1,207.67
Payment	01/23/2018	Batch ...	Fort Cobb Fuel Auth...		1243 · Custom...	155.05		1,362.72
Payment	01/24/2018	Batch ...	Fort Cobb Fuel Auth...		1243 · Custom...	134.95		1,497.67
Payment	01/25/2018	Batch ...	Fort Cobb Fuel Auth...		1243 · Custom...	322.19		1,819.86
Payment	01/29/2018	Batch ...	Fort Cobb Fuel Auth...		1243 · Custom...	132.34		1,952.20
Deposit	01/29/2018			Deposit	-SPLIT-	200.00		2,152.20
Payment	02/02/2018	Batch ...	Fort Cobb Fuel Auth...		1243 · Custom...	80.00		2,232.20
Payment	02/05/2018	Batch ...	Fort Cobb Fuel Auth...		1243 · Custom...	198.00		2,430.20
Payment	02/06/2018	Batch ...	Fort Cobb Fuel Auth...		1243 · Custom...	1,303.68		3,733.88
Check	02/09/2018	713	Bank 7	Transfer	1107 · Checkin...		2,000.00	1,733.88
Payment	02/09/2018	Batch ...	Fort Cobb Fuel Auth...		1243 · Custom...	1,398.06		3,131.94
Payment	02/12/2018	Batch ...	Fort Cobb Fuel Auth...		1243 · Custom...	1,519.20		4,651.14
Payment	02/14/2018	Batch ...	Fort Cobb Fuel Auth...		1243 · Custom...	950.62		5,601.76
Payment	02/14/2018	Batch ...	Fort Cobb Fuel Auth...		1243 · Custom...	1,602.86		7,204.62
Payment	02/15/2018	Batch ...	Fort Cobb Fuel Auth...		1243 · Custom...	769.50		7,974.12
Payment	02/20/2018	Batch ...	Fort Cobb Fuel Auth...		1243 · Custom...	1,828.88		9,803.00
Payment	02/21/2018	Batch ...	Fort Cobb Fuel Auth...		1243 · Custom...	342.14		10,145.14
Check	02/21/2018	714	Bank 7	Transfer	1107 · Checkin...		8,000.00	2,145.14
Payment	02/23/2018	Batch ...	Fort Cobb Fuel Auth...		1243 · Custom...	573.34		2,718.48
Payment	02/26/2018	Batch ...	Fort Cobb Fuel Auth...		1243 · Custom...	40.75		2,759.23
Payment	02/26/2018	Batch ...	Fort Cobb Fuel Auth...		1243 · Custom...	635.74		3,394.97
Check	02/27/2018	715	Bank 7	Transfer	1107 · Checkin...		2,000.00	1,394.97
Payment	02/28/2018	Batch ...	Fort Cobb Fuel Auth...		1243 · Custom...	230.84		1,625.81
Payment	03/05/2018	Batch ...	Fort Cobb Fuel Auth...		1243 · Custom...	396.18		2,021.99
Payment	03/06/2018	Batch ...	Fort Cobb Fuel Auth...		1243 · Custom...	1,989.57		4,011.56
Payment	03/07/2018	Batch ...	Fort Cobb Fuel Auth...		1243 · Custom...	300.66		4,312.22

Fort Cobb Fuel Authority
General Ledger
As of December 31, 2018

Type	Date	Num	Name	Memo	Split	Debit	Credit	Balance
Payment	03/08/2018	Batch ...	Fort Cobb Fuel Auth...		1243 · Custom...	1,069.64		5,381.86
Check	03/08/2018	716	Bank 7	Transfer	1107 · Checkin...		3,000.00	2,381.86
Payment	03/09/2018	Batch ...	Fort Cobb Fuel Auth...		1243 · Custom...	114.51		2,496.37
Payment	03/12/2018	Batch ...	Fort Cobb Fuel Auth...		1243 · Custom...	481.15		2,977.52
Payment	03/14/2018	Batch ...	Fort Cobb Fuel Auth...		1243 · Custom...	670.47		3,647.99
Payment	03/15/2018	Batch ...	Fort Cobb Fuel Auth...		1243 · Custom...	1,518.22		5,166.21
Payment	03/16/2018	Batch ...	Fort Cobb Fuel Auth...		1243 · Custom...	409.45		5,575.66
Payment	03/16/2018	Batch ...	Fort Cobb Fuel Auth...		1243 · Custom...	745.72		6,321.38
Payment	03/19/2018	Batch ...	Fort Cobb Fuel Auth...		1243 · Custom...	858.55		7,179.93
Deposit	03/20/2018			Deposit	-SPLIT-	200.00		7,379.93
Payment	03/21/2018	Batch ...	Fort Cobb Fuel Auth...		1243 · Custom...	762.85		8,142.78
Payment	03/23/2018	Batch ...	Fort Cobb Fuel Auth...		1243 · Custom...	312.24		8,455.02
Payment	03/26/2018	Batch ...	Fort Cobb Fuel Auth...		1243 · Custom...	599.17		9,054.19
Check	03/28/2018	717	Bank 7	Transfer	1107 · Checkin...		7,500.00	1,554.19
Payment	04/02/2018	Batch ...	Fort Cobb Fuel Auth...		1243 · Custom...	226.91		1,781.10
Payment	04/02/2018	Batch ...	Fort Cobb Fuel Auth...		1243 · Custom...	204.11		1,985.21
Payment	04/03/2018	Batch ...	Fort Cobb Fuel Auth...		1243 · Custom...	314.00		2,299.21
Payment	04/04/2018	Batch ...	Fort Cobb Fuel Auth...		1243 · Custom...	189.00		2,488.21
Payment	04/06/2018	Batch ...	Fort Cobb Fuel Auth...		1243 · Custom...	75.04		2,563.25
Deposit	04/06/2018			Deposit	-SPLIT-	200.00		2,763.25
Payment	04/09/2018	Batch ...	Fort Cobb Fuel Auth...		1243 · Custom...	411.41		3,174.66
Check	04/09/2018	718	Bank 7	Transfer	1107 · Checkin...		2,000.00	1,174.66
Payment	04/10/2018	Batch ...	Fort Cobb Fuel Auth...		1243 · Custom...	27.18		1,201.84
Payment	04/11/2018	Batch ...	Fort Cobb Fuel Auth...		1243 · Custom...	383.05		1,584.89
Payment	04/11/2018	Batch ...	Fort Cobb Fuel Auth...		1243 · Custom...	771.68		2,356.57
Payment	04/12/2018	Batch ...	Fort Cobb Fuel Auth...		1243 · Custom...	563.84		2,920.41
Payment	04/13/2018	Batch ...	Fort Cobb Fuel Auth...		1243 · Custom...	416.94		3,337.35
Payment	04/16/2018	Batch ...	Fort Cobb Fuel Auth...		1243 · Custom...	35.00		3,372.35
Payment	04/16/2018	Batch ...	Fort Cobb Fuel Auth...		1243 · Custom...	648.46		4,020.81
Payment	04/18/2018	Batch ...	Fort Cobb Fuel Auth...		1243 · Custom...	119.95		4,140.76
Payment	04/19/2018	Batch ...	Fort Cobb Fuel Auth...		1243 · Custom...	1,121.06		5,261.82
Check	04/23/2018	719	Bank 7	Transfer	1107 · Checkin...		4,000.00	1,261.82
Payment	04/24/2018	Batch ...	Fort Cobb Fuel Auth...		1243 · Custom...	245.79		1,507.61
Payment	04/24/2018	Batch ...	Fort Cobb Fuel Auth...		1243 · Custom...	791.58		2,299.19
Payment	04/26/2018	Batch ...	Fort Cobb Fuel Auth...		1243 · Custom...	271.85		2,571.04
Payment	04/26/2018	Batch ...	Fort Cobb Fuel Auth...		1243 · Custom...	1,020.56		3,591.60
Payment	04/27/2018	Batch ...	Fort Cobb Fuel Auth...		1243 · Custom...	80.79		3,672.39
Payment	04/30/2018	Batch ...	Fort Cobb Fuel Auth...		1243 · Custom...	262.20		3,934.59
Payment	05/02/2018	Batch ...	Fort Cobb Fuel Auth...		1243 · Custom...	198.64		4,133.23
Payment	05/04/2018	Batch ...	Fort Cobb Fuel Auth...		1243 · Custom...	250.00		4,383.23
Payment	05/07/2018	Batch ...	Fort Cobb Fuel Auth...		1243 · Custom...	139.57		4,522.80
Payment	05/07/2018	Batch ...	Fort Cobb Fuel Auth...		1243 · Custom...	660.29		5,183.09
Payment	05/08/2018	Batch ...	Fort Cobb Fuel Auth...		1243 · Custom...	950.45		6,133.54
Payment	05/09/2018	Batch ...	Fort Cobb Fuel Auth...		1243 · Custom...	312.06		6,445.60
Check	05/09/2018	726	Bank 7	Transfer	1107 · Checkin...		6,300.00	145.60
Payment	05/10/2018	Batch ...	Fort Cobb Fuel Auth...		1243 · Custom...	59.73		205.33
Payment	05/11/2018	Batch ...	Fort Cobb Fuel Auth...		1243 · Custom...	500.27		705.60
Payment	05/14/2018	Batch ...	Fort Cobb Fuel Auth...		1243 · Custom...	317.51		1,023.11
General Journal	05/15/2018	18051...		Marta Maldon...	-SPLIT-		222.51	800.60

Fort Cobb Fuel Authority
General Ledger
As of December 31, 2018

Type	Date	Num	Name	Memo	Split	Debit	Credit	Balance
Payment	05/15/2018	Batch ...	Fort Cobb Fuel Auth...		1243 · Custom...	744.07		1,544.67
Payment	05/16/2018	Batch ...	Fort Cobb Fuel Auth...		1243 · Custom...	93.01		1,637.68
Payment	05/18/2018	Batch ...	Fort Cobb Fuel Auth...		1243 · Custom...	722.90		2,360.58
Check	05/18/2018	727	Bank 7	Transfer	1107 · Checkin...		8,000.00	-5,639.42
Payment	05/21/2018	Batch ...	Fort Cobb Fuel Auth...		1243 · Custom...	219.40		-5,420.02
General Journal	05/23/2018	18052...		NSF - earlier ...	1107 · Checkin...	8,000.00		2,579.98
Check	05/24/2018	728	Bank 7	Transfer	1107 · Checkin...		2,300.00	279.98
Payment	05/25/2018	Batch ...	Fort Cobb Fuel Auth...		1243 · Custom...	246.65		526.63
Payment	05/29/2018	Batch ...	Fort Cobb Fuel Auth...		1243 · Custom...	555.35		1,081.98
Payment	06/04/2018	Batch ...	Fort Cobb Fuel Auth...		1243 · Custom...	70.11		1,152.09
Payment	06/04/2018	Batch ...	Fort Cobb Fuel Auth...		1243 · Custom...	120.00		1,272.09
Payment	06/05/2018	Batch ...	Fort Cobb Fuel Auth...		1243 · Custom...	50.00		1,322.09
Payment	06/06/2018	Batch ...	Fort Cobb Fuel Auth...		1243 · Custom...	116.00		1,438.09
Payment	06/08/2018	Batch ...	Fort Cobb Fuel Auth...		1243 · Custom...	48.25		1,486.34
Payment	06/08/2018	Batch ...	Fort Cobb Fuel Auth...		1243 · Custom...	267.12		1,753.46
Check	06/08/2018	729	Bank 7	Transfer	1191 · Dep. in ...		1,208.00	545.46
Payment	06/11/2018	Batch ...	Fort Cobb Fuel Auth...		1243 · Custom...	154.73		700.19
Payment	06/11/2018	Batch ...	Fort Cobb Fuel Auth...		1243 · Custom...	693.19		1,393.38
Payment	06/12/2018	Batch ...	Fort Cobb Fuel Auth...		1243 · Custom...	156.66		1,550.04
Payment	06/14/2018	Batch ...	Fort Cobb Fuel Auth...		1243 · Custom...	77.76		1,627.80
Payment	06/14/2018	Batch ...	Fort Cobb Fuel Auth...		1243 · Custom...	199.47		1,827.27
Payment	06/18/2018	Batch ...	Fort Cobb Fuel Auth...		1243 · Custom...	20.00		1,847.27
Payment	06/18/2018	Batch ...	Fort Cobb Fuel Auth...		1243 · Custom...	38.69		1,885.96
Payment	06/18/2018	Batch ...	Fort Cobb Fuel Auth...		1243 · Custom...	739.26		2,625.22
Payment	06/20/2018	Batch ...	Fort Cobb Fuel Auth...		1243 · Custom...	243.69		2,868.91
Payment	06/20/2018	Batch ...	Fort Cobb Fuel Auth...		1243 · Custom...	290.97		3,159.88
Payment	06/22/2018	Batch ...	Fort Cobb Fuel Auth...		1243 · Custom...	234.85		3,394.73
Payment	06/22/2018	Batch ...	Fort Cobb Fuel Auth...		1243 · Custom...	67.39		3,462.12
Payment	06/25/2018	Batch ...	Fort Cobb Fuel Auth...		1243 · Custom...	94.60		3,556.72
Payment	06/25/2018	Batch ...	Fort Cobb Fuel Auth...		1243 · Custom...	207.60		3,764.32
Deposit	06/26/2018			Deposit	-SPLIT-	200.00		3,964.32
Payment	06/28/2018	Batch ...	Fort Cobb Fuel Auth...		1243 · Custom...	53.99		4,018.31
Check	06/29/2018	720	Bank 7		1191 · Dep. in ...		3,829.00	189.31
Payment	07/02/2018	Batch ...	Fort Cobb Fuel Auth...		1243 · Custom...	23.19		212.50
Payment	07/02/2018	Batch ...	Fort Cobb Fuel Auth...		1243 · Custom...	110.16		322.66
Payment	07/03/2018	Batch ...	Fort Cobb Fuel Auth...		1243 · Custom...	50.00		372.66
Payment	07/05/2018	Batch ...	Fort Cobb Fuel Auth...		1243 · Custom...	50.00		422.66
Payment	07/10/2018	Batch ...	Fort Cobb Fuel Auth...		1243 · Custom...	346.98		769.64
Payment	07/11/2018	Batch ...	Fort Cobb Fuel Auth...		1243 · Custom...	37.51		807.15
Payment	07/11/2018	Batch ...	Fort Cobb Fuel Auth...		1243 · Custom...	314.74		1,121.89
Deposit	07/11/2018			Deposit	-SPLIT-	200.00		1,321.89
Payment	07/12/2018	Batch ...	Fort Cobb Fuel Auth...		1243 · Custom...	208.25		1,530.14
Payment	07/17/2018	Batch ...	Fort Cobb Fuel Auth...		1243 · Custom...	304.28		1,834.42
Payment	07/18/2018	Batch ...	Fort Cobb Fuel Auth...		1243 · Custom...	70.51		1,904.93
Payment	07/19/2018	Batch ...	Fort Cobb Fuel Auth...		1243 · Custom...	187.55		2,092.48
Payment	07/20/2018	Batch ...	Fort Cobb Fuel Auth...		1243 · Custom...	409.47		2,501.95
Payment	07/23/2018	Batch ...	Fort Cobb Fuel Auth...		1243 · Custom...	48.21		2,550.16
Payment	07/23/2018	Batch ...	Fort Cobb Fuel Auth...		1243 · Custom...	224.39		2,774.55
Payment	07/24/2018	Batch ...	Fort Cobb Fuel Auth...		1243 · Custom...	224.51		2,999.06

Fort Cobb Fuel Authority
General Ledger
As of December 31, 2018

Type	Date	Num	Name	Memo	Split	Debit	Credit	Balance
Check	07/25/2018	721	Bank 7	Transfer	1107 · Checkin...		2,825.00	174.06
Payment	07/26/2018	Batch ...	Fort Cobb Fuel Auth...		1243 · Custom...	73.48		247.54
Payment	07/27/2018	Batch ...	Fort Cobb Fuel Auth...		1243 · Custom...	94.06		341.60
Payment	07/30/2018	Batch ...	Fort Cobb Fuel Auth...		1243 · Custom...	88.00		429.60
Payment	08/02/2018	Batch ...	Fort Cobb Fuel Auth...		1243 · Custom...	130.00		559.60
Deposit	08/02/2018			Deposit	488 · Penalties...	50.00		609.60
Payment	08/06/2018	Batch ...	Fort Cobb Fuel Auth...		1243 · Custom...	58.72		668.32
Payment	08/07/2018	Batch ...	Fort Cobb Fuel Auth...		1243 · Custom...	31.10		699.42
Payment	08/08/2018	Batch ...	Fort Cobb Fuel Auth...		1243 · Custom...	223.37		922.79
Payment	08/08/2018	Batch ...	Fort Cobb Fuel Auth...		1243 · Custom...	521.10		1,443.89
Payment	08/10/2018	Batch ...	Fort Cobb Fuel Auth...		1243 · Custom...	78.13		1,522.02
Payment	08/14/2018	Batch ...	Fort Cobb Fuel Auth...		1243 · Custom...	42.71		1,564.73
Payment	08/14/2018	Batch ...	Fort Cobb Fuel Auth...		1243 · Custom...	54.13		1,618.86
Payment	08/14/2018	Batch ...	Fort Cobb Fuel Auth...		1243 · Custom...	231.70		1,850.56
Payment	08/15/2018	Batch ...	Fort Cobb Fuel Auth...		1243 · Custom...	456.30		2,306.86
Payment	08/16/2018	Batch ...	Fort Cobb Fuel Auth...		1243 · Custom...	68.89		2,375.75
Payment	08/17/2018	Batch ...	Fort Cobb Fuel Auth...		1243 · Custom...	104.80		2,480.55
Payment	08/20/2018	Batch ...	Fort Cobb Fuel Auth...		1243 · Custom...	709.13		3,189.68
Payment	08/22/2018	Batch ...	Fort Cobb Fuel Auth...		1243 · Custom...	19.80		3,209.48
Payment	08/23/2018	Batch ...	Fort Cobb Fuel Auth...		1243 · Custom...	34.96		3,244.44
Check	08/24/2018	722	Bank 7	Transfer	1107 · Checkin...		3,023.00	221.44
Payment	08/24/2018	Batch ...	Fort Cobb Fuel Auth...		1243 · Custom...	33.89		255.33
Deposit	08/24/2018			Deposit	-SPLIT-	200.00		455.33
Payment	08/28/2018	Batch ...	Fort Cobb Fuel Auth...		1243 · Custom...	158.01		613.34
Payment	09/04/2018	Batch ...	Fort Cobb Fuel Auth...		1243 · Custom...	105.00		718.34
Payment	09/06/2018	Batch ...	Fort Cobb Fuel Auth...		1243 · Custom...	99.51		817.85
Payment	09/10/2018	Batch ...	Fort Cobb Fuel Auth...		1243 · Custom...	67.99		885.84
Payment	09/12/2018	Batch ...	Fort Cobb Fuel Auth...		1243 · Custom...	263.42		1,149.26
Payment	09/12/2018	Batch ...	Fort Cobb Fuel Auth...		1243 · Custom...	703.55		1,852.81
Payment	09/13/2018	Batch ...	Fort Cobb Fuel Auth...		1243 · Custom...	194.81		2,047.62
Payment	09/14/2018	Batch ...	Fort Cobb Fuel Auth...		1243 · Custom...	42.71		2,090.33
Payment	09/17/2018	Batch ...	Fort Cobb Fuel Auth...		1243 · Custom...	189.79		2,280.12
Payment	09/17/2018	Batch ...	Fort Cobb Fuel Auth...		1243 · Custom...	283.84		2,563.96
Payment	09/19/2018	Batch ...	Fort Cobb Fuel Auth...		1243 · Custom...	188.11		2,752.07
Payment	09/19/2018	Batch ...	Fort Cobb Fuel Auth...		1243 · Custom...	412.22		3,164.29
Payment	09/20/2018	Batch ...	Fort Cobb Fuel Auth...		1243 · Custom...	31.10		3,195.39
Payment	09/25/2018	Batch ...	Fort Cobb Fuel Auth...		1243 · Custom...	263.24		3,458.63
Payment	09/26/2018	Batch ...	Fort Cobb Fuel Auth...		1243 · Custom...	108.78		3,567.41
Check	09/26/2018	723	Bank 7	VOID: Transfer	1107 · Checkin...	0.00		3,567.41
Check	09/26/2018	724	Bank 7	Transfer	1107 · Checkin...		3,127.00	440.41
Payment	09/27/2018	Batch ...	Fort Cobb Fuel Auth...		1243 · Custom...	39.40		479.81
Deposit	09/28/2018			Deposit	-SPLIT-	200.00		679.81
Payment	10/02/2018	Batch ...	Fort Cobb Fuel Auth...		1243 · Custom...	20.00		699.81
Payment	10/02/2018	Batch ...	Fort Cobb Fuel Auth...		1243 · Custom...	66.02		765.83
Payment	10/03/2018	Batch ...	Fort Cobb Fuel Auth...		1243 · Custom...	50.00		815.83
Payment	10/05/2018	Batch ...	Fort Cobb Fuel Auth...		1243 · Custom...	273.60		1,089.43
Payment	10/09/2018	Batch ...	Fort Cobb Fuel Auth...		1243 · Custom...	328.76		1,418.19
Payment	10/11/2018	Batch ...	Fort Cobb Fuel Auth...		1243 · Custom...	508.79		1,926.98
Payment	10/12/2018	Batch ...	Fort Cobb Fuel Auth...		1243 · Custom...	18.35		1,945.33

Fort Cobb Fuel Authority
General Ledger
As of December 31, 2018

Type	Date	Num	Name	Memo	Split	Debit	Credit	Balance
Payment	10/12/2018	Batch ...	Fort Cobb Fuel Auth...		1243 · Custom...	187.86		2,133.19
Payment	10/15/2018	Batch ...	Fort Cobb Fuel Auth...		1243 · Custom...	26.56		2,159.75
Payment	10/15/2018	Batch ...	Fort Cobb Fuel Auth...		1243 · Custom...	126.89		2,286.64
Payment	10/16/2018	Batch ...	Fort Cobb Fuel Auth...		1243 · Custom...	247.63		2,534.27
Payment	10/18/2018	Batch ...	Fort Cobb Fuel Auth...		1243 · Custom...	50.00		2,584.27
Payment	10/18/2018	Batch ...	Fort Cobb Fuel Auth...		1243 · Custom...	463.99		3,048.26
Payment	10/19/2018	Batch ...	Fort Cobb Fuel Auth...		1243 · Custom...	81.54		3,129.80
Check	10/22/2018	725	Bank 7		1107 · Checkin...		2,922.00	207.80
Payment	10/23/2018	Batch ...	Fort Cobb Fuel Auth...		1243 · Custom...	95.73		303.53
Payment	10/24/2018	Batch ...	Fort Cobb Fuel Auth...		1243 · Custom...	86.20		389.73
Payment	10/25/2018	Batch ...	Fort Cobb Fuel Auth...		1243 · Custom...	34.29		424.02
Payment	10/26/2018	Batch ...	Fort Cobb Fuel Auth...		1243 · Custom...	43.24		467.26
Deposit	10/29/2018			Deposit	-SPLIT-	200.00		667.26
Payment	10/30/2018	Batch ...	Fort Cobb Fuel Auth...		1243 · Custom...	61.40		728.66
Payment	11/01/2018	Batch ...	Fort Cobb Fuel Auth...		1243 · Custom...	157.00		885.66
Deposit	11/01/2018			Deposit	488 · Penalties...	50.00		935.66
Payment	11/05/2018	Batch ...	Fort Cobb Fuel Auth...		1243 · Custom...	37.73		973.39
Payment	11/06/2018	Batch ...	Fort Cobb Fuel Auth...		1243 · Custom...	42.02		1,015.41
Payment	11/06/2018	Batch ...	Fort Cobb Fuel Auth...		1243 · Custom...	399.44		1,414.85
Deposit	11/06/2018			Deposit	-SPLIT-	200.00		1,614.85
Check	11/07/2018	730	Bank 7		1107 · Checkin...		1,507.00	107.85
Payment	11/08/2018	Batch ...	Fort Cobb Fuel Auth...		1243 · Custom...	84.16		192.01
Payment	11/08/2018	Batch ...	Fort Cobb Fuel Auth...		1243 · Custom...	279.44		471.45
Payment	11/09/2018	Batch ...	Fort Cobb Fuel Auth...		1243 · Custom...	576.69		1,048.14
Deposit	11/09/2018			Deposit	-SPLIT-	200.00		1,248.14
Payment	11/13/2018	Batch ...	Fort Cobb Fuel Auth...		1243 · Custom...	37.68		1,285.82
Payment	11/14/2018	Batch ...	Fort Cobb Fuel Auth...		1243 · Custom...	417.66		1,703.48
Deposit	11/14/2018			Deposit	-SPLIT-	200.00		1,903.48
Payment	11/16/2018	Batch ...	Fort Cobb Fuel Auth...		1243 · Custom...	41.54		1,945.02
Payment	11/16/2018	Batch ...	Fort Cobb Fuel Auth...		1243 · Custom...	106.18		2,051.20
Payment	11/16/2018	Batch ...	Fort Cobb Fuel Auth...		1243 · Custom...	187.59		2,238.79
Payment	11/19/2018	Batch ...	Fort Cobb Fuel Auth...		1243 · Custom...	51.74		2,290.53
Payment	11/19/2018	Batch ...	Fort Cobb Fuel Auth...		1243 · Custom...	533.69		2,824.22
Payment	11/20/2018	Batch ...	Fort Cobb Fuel Auth...		1243 · Custom...	331.20		3,155.42
Check	11/21/2018	731	Bank 7		1107 · Checkin...		2,921.00	234.42
Payment	11/21/2018	Batch ...	Fort Cobb Fuel Auth...		1243 · Custom...	206.07		440.49
Payment	11/26/2018	Batch ...	Fort Cobb Fuel Auth...		1243 · Custom...	148.93		589.42
Payment	11/26/2018	Batch ...	Fort Cobb Fuel Auth...		1243 · Custom...	231.01		820.43
Payment	11/27/2018	Batch ...	Fort Cobb Fuel Auth...		1243 · Custom...	272.21		1,092.64
Payment	11/28/2018	Batch ...	Fort Cobb Fuel Auth...		1243 · Custom...	79.50		1,172.14
Payment	12/04/2018	Batch ...	Fort Cobb Fuel Auth...		1243 · Custom...	70.00		1,242.14
Payment	12/06/2018	Batch ...	Fort Cobb Fuel Auth...		1243 · Custom...	50.00		1,292.14
Payment	12/06/2018	Batch ...	Fort Cobb Fuel Auth...		1243 · Custom...	278.17		1,570.31
Payment	12/10/2018	Batch ...	Fort Cobb Fuel Auth...		1243 · Custom...	525.24		2,095.55
Payment	12/10/2018	Batch ...	Fort Cobb Fuel Auth...		1243 · Custom...	826.60		2,922.15
Payment	12/12/2018	Batch ...	Fort Cobb Fuel Auth...		1243 · Custom...	1,079.41		4,001.56
Payment	12/13/2018	Batch ...	Fort Cobb Fuel Auth...		1243 · Custom...	757.90		4,759.46
Payment	12/14/2018	Batch ...	Fort Cobb Fuel Auth...		1243 · Custom...	132.02		4,891.48
Payment	12/17/2018	Batch ...	Fort Cobb Fuel Auth...		1243 · Custom...	453.17		5,344.65

Fort Cobb Fuel Authority
General Ledger
As of December 31, 2018

Type	Date	Num	Name	Memo	Split	Debit	Credit	Balance
Payment	12/17/2018	Batch ...	Fort Cobb Fuel Auth...		1243 · Custom...	682.60		6,027.25
Payment	12/18/2018	Batch ...	Fort Cobb Fuel Auth...		1243 · Custom...	771.56		6,798.81
Payment	12/19/2018	Batch ...	Fort Cobb Fuel Auth...		1243 · Custom...	123.89		6,922.70
Payment	12/20/2018	Batch ...	Fort Cobb Fuel Auth...		1243 · Custom...	452.57		7,375.27
Check	12/21/2018	732	Bank 7		1107 · Checkin...		7,021.00	354.27
Payment	12/26/2018	Batch ...	Fort Cobb Fuel Auth...		1243 · Custom...	507.28		861.55
Payment	12/28/2018	Batch ...	Fort Cobb Fuel Auth...		1243 · Custom...	456.01		1,317.56
Total 1121 · Deposit - First State Bank						81,506.77	80,849.96	1,317.56
1122 · Deposit - Bank of Hydro								495.62
Payment	01/02/2018	Batch 1	Fort Cobb Fuel Auth...		1243 · Custom...	155.83		651.45
Payment	01/03/2018	Batch 2	Fort Cobb Fuel Auth...		1243 · Custom...	297.47		948.92
Payment	01/04/2018	Batch 3	Fort Cobb Fuel Auth...		1243 · Custom...	103.57		1,052.49
Payment	01/08/2018	Batch 5	Fort Cobb Fuel Auth...		1243 · Custom...	119.25		1,171.74
Payment	01/09/2018	Batch 6	Fort Cobb Fuel Auth...		1243 · Custom...	317.96		1,489.70
Payment	01/10/2018	Batch 7	Fort Cobb Fuel Auth...		1243 · Custom...	17.25		1,506.95
Payment	01/11/2018	Batch 8	Fort Cobb Fuel Auth...		1243 · Custom...	61.38		1,568.33
Payment	01/12/2018	Batch 9	Fort Cobb Fuel Auth...		1243 · Custom...	553.94		2,122.27
Payment	01/12/2018	Batch 9	Fort Cobb Fuel Auth...		1243 · Custom...	282.74		2,405.01
Payment	01/16/2018	Batch ...	Fort Cobb Fuel Auth...		1243 · Custom...	682.52		3,087.53
Deposit	01/16/2018			Deposit	488 · Penalties...	50.00		3,137.53
Payment	01/19/2018	Batch ...	Fort Cobb Fuel Auth...		1243 · Custom...	107.67		3,245.20
Check	01/19/2018	482	Bank 7	Transfer	1107 · Checkin...		3,000.00	245.20
Payment	01/22/2018	Batch ...	Fort Cobb Fuel Auth...		1243 · Custom...	221.04		466.24
Payment	01/23/2018	Batch ...	Fort Cobb Fuel Auth...		1243 · Custom...	68.20		534.44
Payment	01/23/2018	Batch ...	Fort Cobb Fuel Auth...		1243 · Custom...	206.10		740.54
Payment	01/24/2018	Batch ...	Fort Cobb Fuel Auth...		1243 · Custom...	157.34		897.88
Payment	01/24/2018	Batch ...	Fort Cobb Fuel Auth...		1243 · Custom...	125.13		1,023.01
Payment	01/26/2018	Batch ...	Fort Cobb Fuel Auth...		1243 · Custom...	236.43		1,259.44
Payment	01/29/2018	Batch ...	Fort Cobb Fuel Auth...		1243 · Custom...	242.72		1,502.16
Payment	01/30/2018	Batch ...	Fort Cobb Fuel Auth...		1243 · Custom...	160.75		1,662.91
Payment	01/30/2018	Batch ...	Fort Cobb Fuel Auth...		1243 · Custom...	91.88		1,754.79
Check	01/31/2018			Service Charge	903 · Custome...		5.00	1,749.79
Payment	02/01/2018	Batch ...	Fort Cobb Fuel Auth...		1243 · Custom...	105.76		1,855.55
Payment	02/02/2018	Batch ...	Fort Cobb Fuel Auth...		1243 · Custom...	416.85		2,272.40
Payment	02/05/2018	Batch ...	Fort Cobb Fuel Auth...		1243 · Custom...	548.10		2,820.50
Payment	02/06/2018	Batch ...	Fort Cobb Fuel Auth...		1243 · Custom...	97.07		2,917.57
Check	02/09/2018	483	Bank 7	Transfer	1107 · Checkin...		2,000.00	917.57
Payment	02/09/2018	Batch ...	Fort Cobb Fuel Auth...		1243 · Custom...	250.00		1,167.57
Payment	02/12/2018	Batch ...	Fort Cobb Fuel Auth...		1243 · Custom...	342.82		1,510.39
Payment	02/13/2018	Batch ...	Fort Cobb Fuel Auth...		1243 · Custom...	304.08		1,814.47
Payment	02/15/2018	Batch ...	Fort Cobb Fuel Auth...		1243 · Custom...	570.32		2,384.79
Payment	02/16/2018	Batch ...	Fort Cobb Fuel Auth...		1243 · Custom...	213.24		2,598.03
Payment	02/19/2018	Batch ...	Fort Cobb Fuel Auth...		1243 · Custom...	308.84		2,906.87
Payment	02/20/2018	Batch ...	Fort Cobb Fuel Auth...		1243 · Custom...	277.85		3,184.72
Payment	02/21/2018	Batch ...	Fort Cobb Fuel Auth...		1243 · Custom...	19.51		3,204.23
Check	02/21/2018	484	Bank 7	Transfer	1107 · Checkin...		2,000.00	1,204.23
Payment	02/23/2018	Batch ...	Fort Cobb Fuel Auth...		1243 · Custom...	150.09		1,354.32

Fort Cobb Fuel Authority
General Ledger
As of December 31, 2018

Type	Date	Num	Name	Memo	Split	Debit	Credit	Balance
Payment	02/23/2018	Batch ...	Fort Cobb Fuel Auth...		1243 · Custom...	658.63		2,012.95
Payment	02/27/2018	Batch ...	Fort Cobb Fuel Auth...		1243 · Custom...	80.11		2,093.06
Payment	02/28/2018	Batch ...	Fort Cobb Fuel Auth...		1243 · Custom...	430.13		2,523.19
Payment	03/01/2018	Batch ...	Fort Cobb Fuel Auth...		1243 · Custom...	514.65		3,037.84
Payment	03/05/2018	Batch ...	Fort Cobb Fuel Auth...		1243 · Custom...	237.19		3,275.03
Payment	03/05/2018	Batch ...	Fort Cobb Fuel Auth...		1243 · Custom...	40.00		3,315.03
Payment	03/06/2018	Batch ...	Fort Cobb Fuel Auth...		1243 · Custom...	295.27		3,610.30
Payment	03/07/2018	Batch ...	Fort Cobb Fuel Auth...		1243 · Custom...	582.38		4,192.68
Check	03/08/2018	485	Bank 7	Transfer	1107 · Checkin...		2,500.00	1,692.68
Payment	03/09/2018	Batch ...	Fort Cobb Fuel Auth...		1243 · Custom...	431.75		2,124.43
Payment	03/12/2018	Batch ...	Fort Cobb Fuel Auth...		1243 · Custom...	107.52		2,231.95
Deposit	03/12/2018			Deposit	-SPLIT-	200.00		2,431.95
Payment	03/14/2018	Batch ...	Fort Cobb Fuel Auth...		1243 · Custom...	661.65		3,093.60
Payment	03/15/2018	Batch ...	Fort Cobb Fuel Auth...		1243 · Custom...	1,021.23		4,114.83
Payment	03/16/2018	Batch ...	Fort Cobb Fuel Auth...		1243 · Custom...	317.40		4,432.23
Payment	03/19/2018	Batch ...	Fort Cobb Fuel Auth...		1243 · Custom...	100.81		4,533.04
Payment	03/22/2018	Batch ...	Fort Cobb Fuel Auth...		1243 · Custom...	512.34		5,045.38
Payment	03/26/2018	Batch ...	Fort Cobb Fuel Auth...		1243 · Custom...	175.18		5,220.56
Payment	03/27/2018	Batch ...	Fort Cobb Fuel Auth...		1243 · Custom...	845.07		6,065.63
Deposit	03/27/2018			Deposit	488 · Penalties...	50.00		6,115.63
Payment	03/28/2018	Batch ...	Fort Cobb Fuel Auth...		1243 · Custom...	152.00		6,267.63
Check	03/28/2018	486	Bank 7	Transfer	1107 · Checkin...		5,000.00	1,267.63
Payment	03/29/2018	Batch ...	Fort Cobb Fuel Auth...		1243 · Custom...	278.92		1,546.55
Payment	04/02/2018	Batch ...	Fort Cobb Fuel Auth...		1243 · Custom...	833.85		2,380.40
Deposit	04/02/2018			Deposit	488 · Penalties...	50.00		2,430.40
Payment	04/05/2018	Batch ...	Fort Cobb Fuel Auth...		1243 · Custom...	82.21		2,512.61
Payment	04/06/2018	Batch ...	Fort Cobb Fuel Auth...		1243 · Custom...	481.93		2,994.54
Payment	04/09/2018	Batch ...	Fort Cobb Fuel Auth...		1243 · Custom...	356.61		3,351.15
Check	04/09/2018	487	Bank 7	Transfer	1107 · Checkin...		2,000.00	1,351.15
Payment	04/11/2018	Batch ...	Fort Cobb Fuel Auth...		1243 · Custom...	19.51		1,370.66
Payment	04/13/2018	Batch ...	Fort Cobb Fuel Auth...		1243 · Custom...	48.95		1,419.61
Payment	04/16/2018	Batch ...	Fort Cobb Fuel Auth...		1243 · Custom...	430.84		1,850.45
Payment	04/17/2018	Batch ...	Fort Cobb Fuel Auth...		1243 · Custom...	189.23		2,039.68
Payment	04/18/2018	Batch ...	Fort Cobb Fuel Auth...		1243 · Custom...	110.32		2,150.00
Payment	04/20/2018	Batch ...	Fort Cobb Fuel Auth...		1243 · Custom...	80.41		2,230.41
Payment	04/20/2018	Batch ...	Fort Cobb Fuel Auth...		1243 · Custom...	56.81		2,287.22
Payment	04/23/2018	Batch ...	Fort Cobb Fuel Auth...		1243 · Custom...	529.07		2,816.29
Payment	04/23/2018	Batch ...	Fort Cobb Fuel Auth...		1243 · Custom...	455.42		3,271.71
Check	04/23/2018	488	Bank 7	Transfer	1107 · Checkin...		2,000.00	1,271.71
Payment	04/24/2018	Batch ...	Fort Cobb Fuel Auth...		1243 · Custom...	112.26		1,383.97
Payment	04/25/2018	Batch ...	Fort Cobb Fuel Auth...		1243 · Custom...	374.92		1,758.89
Deposit	04/25/2018			Deposit	-SPLIT-	200.00		1,958.89
Payment	04/26/2018	Batch ...	Fort Cobb Fuel Auth...		1243 · Custom...	134.33		2,093.22
Payment	04/27/2018	Batch ...	Fort Cobb Fuel Auth...		1243 · Custom...	115.89		2,209.11
Payment	04/30/2018	Batch ...	Fort Cobb Fuel Auth...		1243 · Custom...	208.05		2,417.16
Payment	05/01/2018	Batch ...	Fort Cobb Fuel Auth...		1243 · Custom...	60.23		2,477.39
Payment	05/02/2018	Batch ...	Fort Cobb Fuel Auth...		1243 · Custom...	116.12		2,593.51
Payment	05/03/2018	Batch ...	Fort Cobb Fuel Auth...		1243 · Custom...	82.21		2,675.72
Payment	05/04/2018	Batch ...	Fort Cobb Fuel Auth...		1243 · Custom...	337.83		3,013.55

Fort Cobb Fuel Authority
General Ledger
As of December 31, 2018

Type	Date	Num	Name	Memo	Split	Debit	Credit	Balance
Payment	05/08/2018	Batch ...	Fort Cobb Fuel Auth...		1243 · Custom...	517.45		3,531.00
Deposit	05/08/2018			Deposit	-SPLIT-	200.00		3,731.00
Check	05/09/2018	489	Bank 7	Transfer	1107 · Checkin...		3,600.00	131.00
Payment	05/09/2018	Batch ...	Fort Cobb Fuel Auth...		1243 · Custom...	185.18		316.18
Payment	05/10/2018	Batch ...	Fort Cobb Fuel Auth...		1243 · Custom...	120.00		436.18
Payment	05/11/2018	Batch ...	Fort Cobb Fuel Auth...		1243 · Custom...	400.35		836.53
Payment	05/14/2018	Batch ...	Fort Cobb Fuel Auth...		1243 · Custom...	227.53		1,064.06
Payment	05/15/2018	Batch ...	Fort Cobb Fuel Auth...		1243 · Custom...	646.11		1,710.17
Payment	05/16/2018	Batch ...	Fort Cobb Fuel Auth...		1243 · Custom...	226.02		1,936.19
Check	05/18/2018	490	Bank 7	Transfer	1107 · Checkin...		1,500.00	436.19
Payment	05/22/2018	Batch ...	Fort Cobb Fuel Auth...		1243 · Custom...	218.94		655.13
Payment	05/23/2018	Batch ...	Fort Cobb Fuel Auth...		1243 · Custom...	183.95		839.08
Payment	05/23/2018	Batch ...	Fort Cobb Fuel Auth...		1243 · Custom...	41.84		880.92
Check	05/25/2018	491	Bank 7	Transfer	1107 · Checkin...		500.00	380.92
Payment	05/25/2018	Batch ...	Fort Cobb Fuel Auth...		1243 · Custom...	49.98		430.90
Payment	05/25/2018	Batch ...	Fort Cobb Fuel Auth...		1243 · Custom...	488.71		919.61
Payment	05/29/2018	Batch ...	Fort Cobb Fuel Auth...		1243 · Custom...	67.83		987.44
Payment	05/31/2018	Batch ...	Fort Cobb Fuel Auth...		1243 · Custom...	117.86		1,105.30
Check	05/31/2018	ACH		Service Charge	903 · Custome...		5.00	1,100.30
Payment	06/04/2018	Batch ...	Fort Cobb Fuel Auth...		1243 · Custom...	80.51		1,180.81
Payment	06/05/2018	Batch ...	Fort Cobb Fuel Auth...		1243 · Custom...	40.85		1,221.66
Payment	06/06/2018	Batch ...	Fort Cobb Fuel Auth...		1243 · Custom...	58.93		1,280.59
Payment	06/07/2018	Batch ...	Fort Cobb Fuel Auth...		1243 · Custom...	53.55		1,334.14
Payment	06/08/2018	Batch ...	Fort Cobb Fuel Auth...		1243 · Custom...	140.78		1,474.92
Deposit	06/08/2018			Deposit	-SPLIT-	200.00		1,674.92
Check	06/08/2018	492	Bank 7	Transfer	1191 · Dep. in ...		1,008.00	666.92
Payment	06/11/2018	Batch ...	Fort Cobb Fuel Auth...		1243 · Custom...	246.01		912.93
Payment	06/12/2018	Batch ...	Fort Cobb Fuel Auth...		1243 · Custom...	92.06		1,004.99
Payment	06/14/2018	Batch ...	Fort Cobb Fuel Auth...		1243 · Custom...	23.38		1,028.37
Payment	06/15/2018	Batch ...	Fort Cobb Fuel Auth...		1243 · Custom...	397.09		1,425.46
Payment	06/18/2018	Batch ...	Fort Cobb Fuel Auth...		1243 · Custom...	141.83		1,567.29
Payment	06/19/2018	Batch ...	Fort Cobb Fuel Auth...		1243 · Custom...	21.25		1,588.54
Payment	06/21/2018	Batch ...	Fort Cobb Fuel Auth...		1243 · Custom...	141.59		1,730.13
Payment	06/22/2018	Batch ...	Fort Cobb Fuel Auth...		1243 · Custom...	72.03		1,802.16
Payment	06/25/2018	Batch ...	Fort Cobb Fuel Auth...		1243 · Custom...	62.04		1,864.20
Payment	06/26/2018	Batch ...	Fort Cobb Fuel Auth...		1243 · Custom...	137.35		2,001.55
Payment	06/27/2018	Batch ...	Fort Cobb Fuel Auth...		1243 · Custom...	80.00		2,081.55
Payment	06/28/2018	Batch ...	Fort Cobb Fuel Auth...		1243 · Custom...	286.42		2,367.97
Check	06/29/2018	493	Bank 7		1191 · Dep. in ...		1,929.00	438.97
Payment	06/29/2018	Batch ...	Fort Cobb Fuel Auth...		1243 · Custom...	19.51		458.48
Payment	07/02/2018	Batch ...	Fort Cobb Fuel Auth...		1243 · Custom...	195.13		653.61
Payment	07/03/2018	Batch ...	Fort Cobb Fuel Auth...		1243 · Custom...	63.97		717.58
Payment	07/05/2018	Batch ...	Fort Cobb Fuel Auth...		1243 · Custom...	101.66		819.24
Payment	07/06/2018	Batch ...	Fort Cobb Fuel Auth...		1243 · Custom...	30.26		849.50
Payment	07/10/2018	Batch ...	Fort Cobb Fuel Auth...		1243 · Custom...	56.82		906.32
Payment	07/11/2018	Batch ...	Fort Cobb Fuel Auth...		1243 · Custom...	19.51		925.83
Payment	07/11/2018	Batch ...	Fort Cobb Fuel Auth...		1243 · Custom...	82.29		1,008.12
Payment	07/12/2018	Batch ...	Fort Cobb Fuel Auth...		1243 · Custom...	19.51		1,027.63
Payment	07/17/2018	Batch ...	Fort Cobb Fuel Auth...		1243 · Custom...	224.98		1,252.61

Fort Cobb Fuel Authority
General Ledger
As of December 31, 2018

Type	Date	Num	Name	Memo	Split	Debit	Credit	Balance
Payment	07/18/2018	Batch ...	Fort Cobb Fuel Auth...		1243 · Custom...	38.83		1,291.44
Payment	07/20/2018	Batch ...	Fort Cobb Fuel Auth...		1243 · Custom...	100.00		1,391.44
Payment	07/24/2018	Batch ...	Fort Cobb Fuel Auth...		1243 · Custom...	40.76		1,432.20
Deposit	07/24/2018			Deposit	-SPLIT-	400.00		1,832.20
Payment	07/25/2018	Batch ...	Fort Cobb Fuel Auth...		1243 · Custom...	41.81		1,874.01
Payment	07/25/2018	Batch ...	Fort Cobb Fuel Auth...		1243 · Custom...	420.63		2,294.64
Check	07/25/2018	494	Bank 7	transfer	1107 · Checkin...		1,725.00	569.64
Payment	07/26/2018	Batch ...	Fort Cobb Fuel Auth...		1243 · Custom...	49.60		619.24
Payment	07/30/2018	Batch ...	Fort Cobb Fuel Auth...		1243 · Custom...	162.31		781.55
Payment	07/31/2018	Batch ...	Fort Cobb Fuel Auth...		1243 · Custom...	164.96		946.51
Payment	08/01/2018	Batch ...	Fort Cobb Fuel Auth...		1243 · Custom...	19.51		966.02
Payment	08/03/2018	Batch ...	Fort Cobb Fuel Auth...		1243 · Custom...	46.66		1,012.68
Payment	08/06/2018	Batch ...	Fort Cobb Fuel Auth...		1243 · Custom...	144.62		1,157.30
Payment	08/07/2018	Batch ...	Fort Cobb Fuel Auth...		1243 · Custom...	85.68		1,242.98
Payment	08/08/2018	Batch ...	Fort Cobb Fuel Auth...		1243 · Custom...	20.00		1,262.98
Payment	08/09/2018	Batch ...	Fort Cobb Fuel Auth...		1243 · Custom...	103.67		1,366.65
Payment	08/10/2018	Batch ...	Fort Cobb Fuel Auth...		1243 · Custom...	306.25		1,672.90
Payment	08/13/2018	Batch ...	Fort Cobb Fuel Auth...		1243 · Custom...	92.92		1,765.82
Payment	08/14/2018	Batch ...	Fort Cobb Fuel Auth...		1243 · Custom...	372.31		2,138.13
Payment	08/14/2018	Batch ...	Fort Cobb Fuel Auth...		1243 · Custom...	89.89		2,228.02
Payment	08/22/2018	Batch ...	Fort Cobb Fuel Auth...		1243 · Custom...	20.00		2,248.02
Payment	08/23/2018	Batch ...	Fort Cobb Fuel Auth...		1243 · Custom...	28.83		2,276.85
Payment	08/23/2018	Batch ...	Fort Cobb Fuel Auth...		1243 · Custom...	33.96		2,310.81
Check	08/24/2018	495	Bank 7	transfer	1107 · Checkin...		2,023.00	287.81
Payment	08/24/2018	Batch ...	Fort Cobb Fuel Auth...		1243 · Custom...	35.10		322.91
Payment	08/27/2018	Batch ...	Fort Cobb Fuel Auth...		1243 · Custom...	257.42		580.33
Payment	08/29/2018	Batch ...	Fort Cobb Fuel Auth...		1243 · Custom...	100.00		680.33
Payment	08/31/2018	Batch ...	Fort Cobb Fuel Auth...		1243 · Custom...	43.03		723.36
Check	08/31/2018			Service Charge	903 · Custome...		5.00	718.36
Payment	09/04/2018	Batch ...	Fort Cobb Fuel Auth...		1243 · Custom...	141.43		859.79
Payment	09/04/2018	Batch ...	Fort Cobb Fuel Auth...		1243 · Custom...	0.10		859.89
Payment	09/05/2018	Batch ...	Fort Cobb Fuel Auth...		1243 · Custom...	52.12		912.01
Payment	09/06/2018	Batch ...	Fort Cobb Fuel Auth...		1243 · Custom...	100.00		1,012.01
Payment	09/10/2018	Batch ...	Fort Cobb Fuel Auth...		1243 · Custom...	84.02		1,096.03
Payment	09/11/2018	Batch ...	Fort Cobb Fuel Auth...		1243 · Custom...	59.00		1,155.03
Payment	09/12/2018	Batch ...	Fort Cobb Fuel Auth...		1243 · Custom...	178.31		1,333.34
Deposit	09/13/2018			Deposit	488 · Penalties...	50.00		1,383.34
Payment	09/17/2018	Batch ...	Fort Cobb Fuel Auth...		1243 · Custom...	19.51		1,402.85
Payment	09/18/2018	Batch ...	Fort Cobb Fuel Auth...		1243 · Custom...	183.15		1,586.00
Payment	09/19/2018	Batch ...	Fort Cobb Fuel Auth...		1243 · Custom...	44.89		1,630.89
Payment	09/20/2018	Batch ...	Fort Cobb Fuel Auth...		1243 · Custom...	88.67		1,719.56
Payment	09/21/2018	Batch ...	Fort Cobb Fuel Auth...		1243 · Custom...	17.51		1,737.07
Payment	09/24/2018	Batch ...	Fort Cobb Fuel Auth...		1243 · Custom...	118.12		1,855.19
Payment	09/25/2018	Batch ...	Fort Cobb Fuel Auth...		1243 · Custom...	412.16		2,267.35
Payment	09/25/2018	Batch ...	Fort Cobb Fuel Auth...		1243 · Custom...	19.51		2,286.86
Payment	09/26/2018	Batch ...	Fort Cobb Fuel Auth...		1243 · Custom...	72.65		2,359.51
Check	09/26/2018	496	Bank 7	transfer	1107 · Checkin...		1,827.00	532.51
Payment	09/27/2018	Batch ...	Fort Cobb Fuel Auth...		1243 · Custom...	63.78		596.29
Payment	09/28/2018	Batch ...	Fort Cobb Fuel Auth...		1243 · Custom...	200.00		796.29

Fort Cobb Fuel Authority
General Ledger
As of December 31, 2018

Type	Date	Num	Name	Memo	Split	Debit	Credit	Balance
Payment	10/01/2018	Batch ...	Fort Cobb Fuel Auth...		1243 · Custom...	45.58		841.87
Payment	10/02/2018	Batch ...	Fort Cobb Fuel Auth...		1243 · Custom...	82.53		924.40
Payment	10/05/2018	Batch ...	Fort Cobb Fuel Auth...		1243 · Custom...	111.04		1,035.44
Payment	10/08/2018	Batch ...	Fort Cobb Fuel Auth...		1243 · Custom...	17.90		1,053.34
Deposit	10/08/2018			Deposit	-SPLIT-	200.00		1,253.34
Payment	10/09/2018	Batch ...	Fort Cobb Fuel Auth...		1243 · Custom...	40.53		1,293.87
Payment	10/09/2018	Batch ...	Fort Cobb Fuel Auth...		1243 · Custom...	58.17		1,352.04
Payment	10/10/2018	Batch ...	Fort Cobb Fuel Auth...		1243 · Custom...	108.99		1,461.03
Payment	10/15/2018	Batch ...	Fort Cobb Fuel Auth...		1243 · Custom...	83.44		1,544.47
Payment	10/16/2018	Batch ...	Fort Cobb Fuel Auth...		1243 · Custom...	158.67		1,703.14
Payment	10/18/2018	Batch ...	Fort Cobb Fuel Auth...		1243 · Custom...	68.36		1,771.50
Payment	10/19/2018	Batch ...	Fort Cobb Fuel Auth...		1243 · Custom...	312.54		2,084.04
Check	10/22/2018	497	Bank 7		1107 · Checkin...		1,822.00	262.04
Payment	10/22/2018	Batch ...	Fort Cobb Fuel Auth...		1243 · Custom...	117.03		379.07
Payment	10/22/2018	Batch ...	Fort Cobb Fuel Auth...		1243 · Custom...	360.00		739.07
Payment	10/23/2018	Batch ...	Fort Cobb Fuel Auth...		1243 · Custom...	16.84		755.91
Payment	10/25/2018	Batch ...	Fort Cobb Fuel Auth...		1243 · Custom...	92.64		848.55
Payment	10/26/2018	Batch ...	Fort Cobb Fuel Auth...		1243 · Custom...	47.39		895.94
Payment	10/29/2018	Batch ...	Fort Cobb Fuel Auth...		1243 · Custom...	33.30		929.24
Payment	10/30/2018	Batch ...	Fort Cobb Fuel Auth...		1243 · Custom...	42.35		971.59
Payment	11/01/2018	Batch ...	Fort Cobb Fuel Auth...		1243 · Custom...	33.29		1,004.88
Payment	11/02/2018	Batch ...	Fort Cobb Fuel Auth...		1243 · Custom...	60.51		1,065.39
Payment	11/05/2018	Batch ...	Fort Cobb Fuel Auth...		1243 · Custom...	57.77		1,123.16
Payment	11/06/2018	Batch ...	Fort Cobb Fuel Auth...		1243 · Custom...	287.30		1,410.46
Check	11/07/2018	498	Bank 7		1107 · Checkin...		1,207.00	203.46
Payment	11/07/2018	Batch ...	Fort Cobb Fuel Auth...		1243 · Custom...	103.69		307.15
Deposit	11/09/2018			Deposit	-SPLIT-	200.00		507.15
Payment	11/12/2018	Batch ...	Fort Cobb Fuel Auth...		1243 · Custom...	196.05		703.20
Payment	11/13/2018	Batch ...	Fort Cobb Fuel Auth...		1243 · Custom...	83.38		786.58
Payment	11/14/2018	Batch ...	Fort Cobb Fuel Auth...		1243 · Custom...	48.12		834.70
Payment	11/15/2018	Batch ...	Fort Cobb Fuel Auth...		1243 · Custom...	154.00		988.70
Payment	11/15/2018	Batch ...	Fort Cobb Fuel Auth...		1243 · Custom...	378.95		1,367.65
Payment	11/15/2018	Batch ...	Fort Cobb Fuel Auth...		1243 · Custom...	20.61		1,388.26
Payment	11/19/2018	Batch ...	Fort Cobb Fuel Auth...		1243 · Custom...	18.84		1,407.10
Deposit	11/19/2018			Deposit	-SPLIT-	200.00		1,607.10
Payment	11/20/2018	Batch ...	Fort Cobb Fuel Auth...		1243 · Custom...	73.84		1,680.94
Check	11/21/2018	499	Bank 7		1107 · Checkin...		1,521.00	159.94
Payment	11/26/2018	Batch ...	Fort Cobb Fuel Auth...		1243 · Custom...	63.79		223.73
Payment	11/27/2018	Batch ...	Fort Cobb Fuel Auth...		1243 · Custom...	179.96		403.69
Payment	11/28/2018	Batch ...	Fort Cobb Fuel Auth...		1243 · Custom...	50.34		454.03
Payment	11/29/2018	Batch ...	Fort Cobb Fuel Auth...		1243 · Custom...	115.00		569.03
Payment	11/30/2018	Batch ...	Fort Cobb Fuel Auth...		1243 · Custom...	67.77		636.80
Check	11/30/2018			Service Charge	903 · Custome...		5.00	631.80
Payment	12/03/2018	Batch ...	Fort Cobb Fuel Auth...		1243 · Custom...	65.68		697.48
Deposit	12/04/2018			Deposit	-SPLIT-	200.00		897.48
Deposit	12/05/2018			Deposit	-SPLIT-	200.00		1,097.48
Payment	12/06/2018	Batch ...	Fort Cobb Fuel Auth...		1243 · Custom...	93.20		1,190.68
Payment	12/07/2018	Batch ...	Fort Cobb Fuel Auth...		1243 · Custom...	642.87		1,833.55
Payment	12/10/2018	Batch ...	Fort Cobb Fuel Auth...		1243 · Custom...	721.38		2,554.93

Fort Cobb Fuel Authority
General Ledger
As of December 31, 2018

Type	Date	Num	Name	Memo	Split	Debit	Credit	Balance
Payment	12/11/2018	Batch ...	Fort Cobb Fuel Auth...		1243 · Custom...	137.06		2,691.99
Payment	12/14/2018	Batch ...	Fort Cobb Fuel Auth...		1243 · Custom...	112.77		2,804.76
Payment	12/17/2018	Batch ...	Fort Cobb Fuel Auth...		1243 · Custom...	92.66		2,897.42
Payment	12/18/2018	Batch ...	Fort Cobb Fuel Auth...		1243 · Custom...	50.87		2,948.29
Payment	12/18/2018	Batch ...	Fort Cobb Fuel Auth...		1243 · Custom...	84.11		3,032.40
Payment	12/19/2018	Batch ...	Fort Cobb Fuel Auth...		1243 · Custom...	517.39		3,549.79
Payment	12/20/2018	Batch ...	Fort Cobb Fuel Auth...		1243 · Custom...	70.59		3,620.38
Check	12/21/2018	500	Bank 7		1107 · Checkin...		3,021.00	599.38
Payment	12/21/2018	Cash ...	Fort Cobb Fuel Auth...		1243 · Custom...	150.74		750.12
Payment	12/26/2018	Batch ...	Fort Cobb Fuel Auth...		1243 · Custom...	266.04		1,016.16
Payment	12/27/2018	Batch ...	Fort Cobb Fuel Auth...		1243 · Custom...	134.35		1,150.51
Payment	12/28/2018	Batch ...	Fort Cobb Fuel Auth...		1243 · Custom...	105.14		1,255.65
Total 1122 · Deposit - Bank of Hydro						40,963.03	40,203.00	1,255.65
1123 · Deposit - Legacy Bank checking								9.36
Transfer	01/19/2018			Funds Transfer	1181 · Money ...	5,100.00		5,109.36
Check	01/19/2018	5625	Bank 7	Transfer	1107 · Checkin...		5,000.00	109.36
Check	01/31/2018			Service Charge	903 · Custome...		7.50	101.86
Transfer	02/21/2018			Funds Transfer	1181 · Money ...	10,000.00		10,101.86
Check	02/21/2018	5626	Bank 7	Transfer	1107 · Checkin...		10,000.00	101.86
Check	02/28/2018			Service Charge	903 · Custome...		7.50	94.36
Transfer	03/08/2018			Funds Transfer	1181 · Money ...	5,000.00		5,094.36
Check	03/08/2018	5627	Bank 7	Transfer	1107 · Checkin...		5,000.00	94.36
Transfer	03/28/2018			Funds Transfer	1181 · Money ...	7,000.00		7,094.36
Check	03/28/2018	5628	Bank 7	Transfer	1107 · Checkin...		7,000.00	94.36
Check	03/30/2018			Service Charge	903 · Custome...		7.50	86.86
Transfer	04/10/2018			Funds Transfer	1181 · Money ...	2,000.00		2,086.86
Check	04/11/2018	5629	Bank 7	Transfer	1107 · Checkin...		2,000.00	86.86
Transfer	04/23/2018			Funds Transfer	1181 · Money ...	5,000.00		5,086.86
Check	04/23/2018	5630	Bank 7	Transfer	1107 · Checkin...		5,000.00	86.86
Check	04/30/2018			Service Charge	903 · Custome...		7.50	79.36
Transfer	05/09/2018			Funds Transfer	1181 · Money ...	3,800.00		3,879.36
Check	05/09/2018	5631	Bank 7	Transfer	1107 · Checkin...		3,800.00	79.36
Transfer	05/25/2018			Funds Transfer	1181 · Money ...	2,500.00		2,579.36
Check	05/25/2018	5632	Bank 7	Transfer	1107 · Checkin...		2,500.00	79.36
Check	05/31/2018			Service Charge	903 · Custome...		7.50	71.86
Check	06/30/2018			Service Charge	903 · Custome...		7.50	64.36
Check	07/25/2018	5633	Bank 7	Transfer	1107 · Checkin...		5,825.00	-5,760.64
Transfer	07/25/2018			Funds Transfer	1181 · Money ...	5,825.00		64.36
Check	07/31/2018			Service Charge	903 · Custome...		7.50	56.86
Transfer	08/24/2018			Funds Transfer	1181 · Money ...	2,023.00		2,079.86
Check	08/24/2018	5634	Bank 7	Transfer	1107 · Checkin...		2,023.00	56.86
Check	08/31/2018			Service Charge	903 · Custome...		7.50	49.36
Transfer	09/26/2018			Funds Transfer	1181 · Money ...	2,027.00		2,076.36
Check	09/26/2018	5635	Bank 7	Transfer	1107 · Checkin...		2,027.00	49.36
Check	09/30/2018			Service Charge	903 · Custome...		7.50	41.86
Check	10/22/2018	5636	Bank 7		1107 · Checkin...		1,822.00	-1,780.14
Transfer	10/22/2018			Funds Transfer	1181 · Money ...	1,822.00		41.86

Fort Cobb Fuel Authority
General Ledger
As of December 31, 2018

Type	Date	Num	Name	Memo	Split	Debit	Credit	Balance
Check	10/31/2018			Service Charge	903 · Custome...		7.50	34.36
Transfer	11/07/2018			Funds Transfer	1181 · Money ...	1,207.00		1,241.36
Check	11/07/2018	5637	Bank 7		1107 · Checkin...		1,207.00	34.36
Transfer	11/21/2018			Funds Transfer	1181 · Money ...	2,521.00		2,555.36
Check	11/21/2018	5638	Bank 7		1107 · Checkin...		2,521.00	34.36
Check	11/30/2018			Service Charge	903 · Custome...		7.50	26.86
Transfer	12/21/2018			Funds Transfer	1181 · Money ...	4,521.00		4,547.86
Check	12/21/2018	5639	Bank 7		1107 · Checkin...		4,521.00	26.86
Check	12/31/2018			Service Charge	903 · Custome...		7.50	19.36
Total 1123 · Deposit - Legacy Bank checking						60,346.00	60,336.00	19.36
1124 · Deposit - Bank 2								0.00
Total 1124 · Deposit - Bank 2								0.00
1125 · Deposit - Ardmore Bank								2,018.38
Payment	01/03/2018	Batch 2	Fort Cobb Fuel Auth...		1243 · Custom...	634.19		2,652.57
Deposit	01/03/2018			Deposit	-SPLIT-	200.00		2,852.57
Payment	01/09/2018	Batch 6	Fort Cobb Fuel Auth...		1243 · Custom...	2,934.96		5,787.53
Check	01/10/2018	732	Bank 7	Transfer	1107 · Checkin...		2,000.00	3,787.53
Payment	01/11/2018	Batch 8	Fort Cobb Fuel Auth...		1243 · Custom...	965.03		4,752.56
Deposit	01/11/2018			Deposit	-SPLIT-	400.00		5,152.56
Payment	01/17/2018	Batch ...	Fort Cobb Fuel Auth...		1243 · Custom...	2,941.99		8,094.55
Payment	01/19/2018	Batch ...	Fort Cobb Fuel Auth...		1243 · Custom...	2,255.50		10,350.05
Check	01/19/2018	733	Bank 7	Transfer	1107 · Checkin...		8,000.00	2,350.05
Payment	01/24/2018	Batch ...	Fort Cobb Fuel Auth...		1243 · Custom...	1,776.41		4,126.46
Payment	01/26/2018	Batch ...	Fort Cobb Fuel Auth...		1243 · Custom...	1,660.86		5,787.32
Check	01/31/2018			Service Charge	903 · Custome...		6.35	5,780.97
Payment	02/01/2018	Batch ...	Fort Cobb Fuel Auth...		1243 · Custom...	204.75		5,985.72
Payment	02/06/2018	Batch ...	Fort Cobb Fuel Auth...		1243 · Custom...	1,598.57		7,584.29
Check	02/09/2018	734	Bank 7	Transfer	1107 · Checkin...		5,000.00	2,584.29
Payment	02/09/2018	Batch ...	Fort Cobb Fuel Auth...		1243 · Custom...	4,489.49		7,073.78
Payment	02/14/2018	Batch ...	Fort Cobb Fuel Auth...		1243 · Custom...	2,132.03		9,205.81
Payment	02/16/2018	Batch ...	Fort Cobb Fuel Auth...		1243 · Custom...	3,232.65		12,438.46
Check	02/21/2018	735	Bank 7	Transfer	1107 · Checkin...		8,000.00	4,438.46
Payment	02/21/2018	Batch ...	Fort Cobb Fuel Auth...		1243 · Custom...	2,568.26		7,006.72
Payment	02/23/2018	Batch ...	Fort Cobb Fuel Auth...		1243 · Custom...	2,304.38		9,311.10
Payment	02/23/2018	Batch ...	Fort Cobb Fuel Auth...		1243 · Custom...	2,553.26		11,864.36
Payment	02/26/2018	Batch ...	Fort Cobb Fuel Auth...		1243 · Custom...	2,626.08		14,490.44
Check	02/27/2018	736	Bank 7	Transfer	1107 · Checkin...		8,000.00	6,490.44
Payment	02/28/2018	Batch ...	Fort Cobb Fuel Auth...		1243 · Custom...	1,570.23		8,060.67
Check	02/28/2018			Service Charge	903 · Custome...		1.28	8,059.39
Payment	03/01/2018	Batch ...	Fort Cobb Fuel Auth...		1243 · Custom...	1,784.57		9,843.96
Payment	03/06/2018	Batch ...	Fort Cobb Fuel Auth...		1243 · Custom...	4,526.36		14,370.32
Check	03/08/2018	737	Bank 7	Transfer	1107 · Checkin...		10,000.00	4,370.32
Payment	03/09/2018	Batch ...	Fort Cobb Fuel Auth...		1243 · Custom...	2,019.44		6,389.76
Payment	03/14/2018	Batch ...	Fort Cobb Fuel Auth...		1243 · Custom...	3,409.49		9,799.25
Payment	03/16/2018	Batch ...	Fort Cobb Fuel Auth...		1243 · Custom...	3,125.76		12,925.01
Payment	03/20/2018	Batch ...	Fort Cobb Fuel Auth...		1243 · Custom...	3,147.63		16,072.64

Fort Cobb Fuel Authority
General Ledger
As of December 31, 2018

Type	Date	Num	Name	Memo	Split	Debit	Credit	Balance
Payment	03/23/2018	Batch ...	Fort Cobb Fuel Auth...		1243 · Custom...	2,164.41		18,237.05
Payment	03/27/2018	Batch ...	Fort Cobb Fuel Auth...		1243 · Custom...	1,406.31		19,643.36
Check	03/28/2018	738	Bank 7	Transfer	1107 · Checkin...		15,000.00	4,643.36
Payment	03/29/2018	Batch ...	Fort Cobb Fuel Auth...		1243 · Custom...	925.61		5,568.97
Payment	04/04/2018	Batch ...	Fort Cobb Fuel Auth...		1243 · Custom...	406.85		5,975.82
Payment	04/09/2018	Batch ...	Fort Cobb Fuel Auth...		1243 · Custom...	1,033.28		7,009.10
Check	04/09/2018	739	Bank 7	Transfer	1107 · Checkin...		5,000.00	2,009.10
Payment	04/11/2018	Batch	Fort Cobb Fuel Auth...		1243 · Custom...	2,371.20		4,380.30
Payment	04/13/2018	Batch ...	Fort Cobb Fuel Auth...		1243 · Custom...	4,117.28		8,497.58
Payment	04/17/2018	Batch	Fort Cobb Fuel Auth...		1243 · Custom...	2,938.76		11,436.34
Payment	04/19/2018	Batch ...	Fort Cobb Fuel Auth...		1243 · Custom...	1,241.92		12,678.26
Check	04/23/2018	740	Bank 7	Transfer	1107 · Checkin...		6,000.00	6,678.26
Payment	04/24/2018	Batch ...	Fort Cobb Fuel Auth...		1243 · Custom...	1,806.37		8,484.63
Deposit	04/24/2018			Deposit	-SPLIT-	200.00		8,684.63
Payment	04/27/2018	Batch	Fort Cobb Fuel Auth...		1243 · Custom...	1,426.34		10,110.97
Check	04/30/2018			Service Charge	903 · Custome...		2.87	10,108.10
Payment	05/02/2018	Batch ...	Fort Cobb Fuel Auth...		1243 · Custom...	560.46		10,668.56
Deposit	05/02/2018			Deposit	-SPLIT-	400.00		11,068.56
Check	05/09/2018	741	Bank 7	Transfer	1107 · Checkin...		11,000.00	68.56
Payment	05/09/2018	Batch ...	Fort Cobb Fuel Auth...		1243 · Custom...	1,718.88		1,787.44
Deposit	05/09/2018			Deposit	-SPLIT-	200.00		1,987.44
Payment	05/11/2018	Batch ...	Fort Cobb Fuel Auth...		1243 · Custom...	673.61		2,661.05
Payment	05/15/2018	Batch ...	Fort Cobb Fuel Auth...		1243 · Custom...	1,711.65		4,372.70
Payment	05/22/2018	Batch ...	Fort Cobb Fuel Auth...		1243 · Custom...	4,586.71		8,959.41
Check	05/25/2018	742	Bank 7	Transfer	1107 · Checkin...		7,000.00	1,959.41
Payment	05/25/2018	Batch ...	Fort Cobb Fuel Auth...		1243 · Custom...	1,155.84		3,115.25
Payment	05/30/2018	Batch ...	Fort Cobb Fuel Auth...		1243 · Custom...	923.00		4,038.25
Check	05/31/2018			Service Charge	903 · Custome...		4.19	4,034.06
Payment	06/05/2018	Batch ...	Fort Cobb Fuel Auth...		1243 · Custom...	989.27		5,023.33
Check	06/08/2018	743	Bank 7	Transfer	1191 · Dep. in ...		3,308.00	1,715.33
Payment	06/08/2018	Batch ...	Fort Cobb Fuel Auth...		1243 · Custom...	287.13		2,002.46
Payment	06/12/2018	Batch ...	Fort Cobb Fuel Auth...		1243 · Custom...	1,025.80		3,028.26
Payment	06/14/2018	Batch ...	Fort Cobb Fuel Auth...		1243 · Custom...	1,450.91		4,479.17
Payment	06/19/2018	Batch ...	Fort Cobb Fuel Auth...		1243 · Custom...	1,100.14		5,579.31
Deposit	06/19/2018			Deposit	-SPLIT-	200.00		5,779.31
Payment	06/22/2018	Batch ...	Fort Cobb Fuel Auth...		1243 · Custom...	1,486.57		7,265.88
Payment	06/26/2018	Batch ...	Fort Cobb Fuel Auth...		1243 · Custom...	857.28		8,123.16
Check	06/29/2018	744	Bank 7		1191 · Dep. in ...		8,029.00	94.16
Payment	06/29/2018	Batch ...	Fort Cobb Fuel Auth...		1243 · Custom...	504.21		598.37
Check	06/30/2018			Service Charge	903 · Custome...		5.03	593.34
Payment	07/03/2018	Batch ...	Fort Cobb Fuel Auth...		1243 · Custom...	285.28		878.62
Payment	07/10/2018	Batch ...	Fort Cobb Fuel Auth...		1243 · Custom...	682.00		1,560.62
Payment	07/13/2018	Batch ...	Fort Cobb Fuel Auth...		1243 · Custom...	1,474.79		3,035.41
Payment	07/18/2018	Batch ...	Fort Cobb Fuel Auth...		1243 · Custom...	1,119.39		4,154.80
Payment	07/24/2018	Batch ...	Fort Cobb Fuel Auth...		1243 · Custom...	1,028.50		5,183.30
Check	07/25/2018	745	Bank 7	Transfer	1107 · Checkin...		4,025.00	1,158.30
Payment	07/31/2018	Batch ...	Fort Cobb Fuel Auth...		1243 · Custom...	1,077.57		2,235.87
Check	07/31/2018			Service Charge	903 · Custome...		8.03	2,227.84
Payment	08/02/2018	Batch ...	Fort Cobb Fuel Auth...		1243 · Custom...	221.33		2,449.17

Fort Cobb Fuel Authority
General Ledger
As of December 31, 2018

Type	Date	Num	Name	Memo	Split	Debit	Credit	Balance
Deposit	08/02/2018			Deposit	-SPLIT-	400.00		2,849.17
Payment	08/08/2018	Batch ...	Fort Cobb Fuel Auth...		1243 · Custom...	660.43		3,509.60
Deposit	08/08/2018			Deposit	-SPLIT-	200.00		3,709.60
Payment	08/10/2018	Batch ...	Fort Cobb Fuel Auth...		1243 · Custom...	566.15		4,275.75
Payment	08/14/2018	Batch ...	Fort Cobb Fuel Auth...		1243 · Custom...	546.77		4,822.52
Payment	08/16/2018	Batch ...	Fort Cobb Fuel Auth...		1243 · Custom...	1,642.41		6,464.93
Payment	08/22/2018	Batch ...	Fort Cobb Fuel Auth...		1243 · Custom...	630.30		7,095.23
Check	08/24/2018	746	Bank 7	Transfer	1107 · Checkin...		6,423.00	672.23
Payment	08/27/2018	Batch ...	Fort Cobb Fuel Auth...		1243 · Custom...	695.07		1,367.30
Check	08/31/2018			Service Charge	903 · Custome...		6.14	1,361.16
Payment	09/04/2018	Batch ...	Fort Cobb Fuel Auth...		1243 · Custom...	1,070.45		2,431.61
Payment	09/11/2018	Batch ...	Fort Cobb Fuel Auth...		1243 · Custom...	878.54		3,310.15
Deposit	09/11/2018			Deposit	-SPLIT-	200.00		3,510.15
Payment	09/13/2018	Batch ...	Fort Cobb Fuel Auth...		1243 · Custom...	447.44		3,957.59
Payment	09/18/2018	Batch ...	Fort Cobb Fuel Auth...		1243 · Custom...	1,597.23		5,554.82
Payment	09/25/2018	Batch ...	Fort Cobb Fuel Auth...		1243 · Custom...	858.98		6,413.80
Check	09/26/2018	747	Bank 7	Transfer	1107 · Checkin...		4,427.00	1,986.80
Payment	09/28/2018	Batch ...	Fort Cobb Fuel Auth...		1243 · Custom...	647.04		2,633.84
Check	09/30/2018			Service Charge	903 · Custome...		6.98	2,626.86
Payment	10/03/2018	Batch	Fort Cobb Fuel Auth...		1243 · Custom...	322.68		2,949.54
Payment	10/10/2018	Batch ...	Fort Cobb Fuel Auth...		1243 · Custom...	712.55		3,662.09
Payment	10/15/2018	Batch ...	Fort Cobb Fuel Auth...		1243 · Custom...	2,834.65		6,496.74
Deposit	10/17/2018			Deposit	-SPLIT-	1,300.00		7,796.74
Check	10/22/2018	748	Bank 7		1107 · Checkin...		7,222.00	574.74
Payment	10/23/2018	Batch ...	Fort Cobb Fuel Auth...		1243 · Custom...	1,521.68		2,096.42
Payment	10/26/2018	Batch ...	Fort Cobb Fuel Auth...		1243 · Custom...	743.98		2,840.40
Payment	10/31/2018	Batch ...	Fort Cobb Fuel Auth...		1243 · Custom...	788.94		3,629.34
Deposit	10/31/2018			Deposit	-SPLIT-	600.00		4,229.34
Check	10/31/2018			Service Charge	903 · Custome...		7.04	4,222.30
Payment	11/06/2018	Batch ...	Fort Cobb Fuel Auth...		1243 · Custom...	565.12		4,787.42
Check	11/07/2018	749	Bank 7		1107 · Checkin...		4,007.00	780.42
Payment	11/09/2018	Batch ...	Fort Cobb Fuel Auth...		1243 · Custom...	958.00		1,738.42
Payment	11/20/2018	Batch ...	Fort Cobb Fuel Auth...		1243 · Custom...	2,860.15		4,598.57
Check	11/21/2018	750	Bank 7		1107 · Checkin...		4,221.00	377.57
Payment	11/27/2018	Batch ...	Fort Cobb Fuel Auth...		1243 · Custom...	840.08		1,217.65
Deposit	11/27/2018			Deposit	-SPLIT-	200.00		1,417.65
Payment	11/29/2018	Batch ...	Fort Cobb Fuel Auth...		1243 · Custom...	441.14		1,858.79
Check	11/30/2018			Service Charge	903 · Custome...		7.64	1,851.15
Payment	12/04/2018	Batch ...	Fort Cobb Fuel Auth...		1243 · Custom...	967.32		2,818.47
Payment	12/10/2018	Batch ...	Fort Cobb Fuel Auth...		1243 · Custom...	1,581.04		4,399.51
Payment	12/12/2018	Batch ...	Fort Cobb Fuel Auth...		1243 · Custom...	2,042.54		6,442.05
Payment	12/18/2018	Batch ...	Fort Cobb Fuel Auth...		1243 · Custom...	4,288.29		10,730.34
Check	12/21/2018	751	Bank 7		1107 · Checkin...		9,521.00	1,209.34
Payment	12/21/2018	Batch ...	Fort Cobb Fuel Auth...		1243 · Custom...	2,007.75		3,217.09
Check	12/31/2018			Service Charge	903 · Custome...		5.06	3,212.03
Total 1125 · Deposit - Ardmore Bank						137,437.26	136,243.61	3,212.03

Fort Cobb Fuel Authority
General Ledger
As of December 31, 2018

Type	Date	Num	Name	Memo	Split	Debit	Credit	Balance
1126 · Deposit - Farmers State Bank								898.21
Payment	01/09/2018	Batch 6	Fort Cobb Fuel Auth...		1243 · Custom...	95.35		993.56
Deposit	01/09/2018			Deposit	-SPLIT-	200.00		1,193.56
Payment	01/22/2018	Batch ...	Fort Cobb Fuel Auth...		1243 · Custom...	99.52		1,293.08
Deposit	01/22/2018			Deposit	-SPLIT-	200.00		1,493.08
Payment	02/06/2018	Batch ...	Fort Cobb Fuel Auth...		1243 · Custom...	455.00		1,948.08
Check	02/09/2018	1056	Bank 7	Transfer	1107 · Checkin...		1,000.00	948.08
Payment	02/23/2018	Batch ...	Fort Cobb Fuel Auth...		1243 · Custom...	506.87		1,454.95
General Journal	02/28/2018	180228		Brenda Edwar...	-SPLIT-		113.87	1,341.08
General Journal	02/28/2018	180228		Brenda Edwar...	1126 · Deposit ...		5.00	1,336.08
Check	02/28/2018			Service Charge	903 · Custome...		7.47	1,328.61
Payment	03/07/2018	Batch ...	Fort Cobb Fuel Auth...		1243 · Custom...	163.63		1,492.24
Deposit	03/07/2018			Deposit	-SPLIT-	200.00		1,692.24
Check	03/31/2018			Service Charge	903 · Custome...		7.67	1,684.57
Payment	04/02/2018	Batch ...	Fort Cobb Fuel Auth...		1243 · Custom...	360.14		2,044.71
Check	04/09/2018	1057	Bank 7	Transfer	1107 · Checkin...		1,000.00	1,044.71
Payment	04/10/2018	Batch ...	Fort Cobb Fuel Auth...		1243 · Custom...	710.00		1,754.71
Check	04/23/2018	1058	Bank 7	Transfer	1107 · Checkin...		1,000.00	754.71
Check	04/30/2018			Service Charge	903 · Custome...		7.97	746.74
Payment	05/01/2018	Batch ...	Fort Cobb Fuel Auth...		1243 · Custom...	404.34		1,151.08
Payment	05/07/2018	Batch ...	Fort Cobb Fuel Auth...		1243 · Custom...	508.25		1,659.33
Deposit	05/07/2018			Deposit	488 · Penalties...	50.00		1,709.33
Check	05/09/2018	1059	Bank 7	Transfer	1107 · Checkin...		1,600.00	109.33
Payment	05/18/2018	Batch ...	Fort Cobb Fuel Auth...		1243 · Custom...	200.00		309.33
Payment	05/25/2018	Batch ...	Fort Cobb Fuel Auth...		1243 · Custom...	226.00		535.33
Deposit	05/25/2018			Deposit	-SPLIT-	200.00		735.33
Check	05/31/2018			Service Charge	903 · Custome...		8.01	727.32
Payment	06/01/2018	Batch ...	Fort Cobb Fuel Auth...		1243 · Custom...	438.00		1,165.32
Check	06/08/2018	1060	Bank 7	Transfer	1191 · Dep. in ...		1,008.00	157.32
Payment	06/21/2018	Batch ...	Fort Cobb Fuel Auth...		1243 · Custom...	133.95		291.27
Deposit	06/21/2018			Deposit	-SPLIT-	200.00		491.27
Check	06/29/2018			Service Charge	903 · Custome...		8.02	483.25
Payment	07/09/2018	Batch ...	Fort Cobb Fuel Auth...		1243 · Custom...	160.00		643.25
Payment	07/09/2018	Batch ...	Fort Cobb Fuel Auth...		1243 · Custom...	177.00		820.25
Payment	07/10/2018	Batch ...	Fort Cobb Fuel Auth...		1243 · Custom...	284.64		1,104.89
Check	07/25/2018	1061	Bank 7	transfer	1107 · Checkin...		925.00	179.89
Check	07/31/2018			Service Charge	903 · Custome...		7.98	171.91
Payment	08/24/2018	Batch ...	Fort Cobb Fuel Auth...		1243 · Custom...	100.00		271.91
Payment	08/24/2018	Batch ...	Fort Cobb Fuel Auth...		1243 · Custom...	159.05		430.96
Check	08/31/2018			Service Charge	903 · Custome...		7.95	423.01
Payment	09/28/2018	Batch ...	Fort Cobb Fuel Auth...		1243 · Custom...	430.00		853.01
Check	09/28/2018			Service Charge	903 · Custome...		7.91	845.10
Payment	10/18/2018	Batch ...	Fort Cobb Fuel Auth...		1243 · Custom...	210.06		1,055.16
Deposit	10/18/2018			Deposit	-SPLIT-	200.00		1,255.16
Deposit	10/18/2018			Deposit	488 · Penalties...	50.00		1,305.16
Payment	10/24/2018	Batch ...	Fort Cobb Fuel Auth...		1243 · Custom...	120.00		1,425.16
Check	10/31/2018			Service Charge	903 · Custome...		7.78	1,417.38
Payment	11/06/2018	Batch ...	Fort Cobb Fuel Auth...		1243 · Custom...	98.93		1,516.31
Check	11/07/2018	1062	Bank 7	transfer	1107 · Checkin...		1,207.00	309.31

Fort Cobb Fuel Authority
General Ledger
As of December 31, 2018

Type	Date	Num	Name	Memo	Split	Debit	Credit	Balance
Deposit	11/15/2018			Deposit	-SPLIT-	200.00		509.31
Payment	11/30/2018	Batch ...	Fort Cobb Fuel Auth...		1243 · Custom...	180.00		689.31
Check	11/30/2018			Service Charge	903 · Custome...		8.01	681.30
Payment	12/26/2018	Batch ...	Fort Cobb Fuel Auth...		1243 · Custom...	220.00		901.30
Payment	12/26/2018	Batch ...	Fort Cobb Fuel Auth...		1243 · Custom...	367.61		1,268.91
Check	12/31/2018			Service Charge	903 · Custome...		7.83	1,261.08
Total 1126 · Deposit - Farmers State Bank						8,308.34	7,945.47	1,261.08
1181 · Money Market - Legacy Bank								3,073.23
Payment	01/05/2018	Batch 4	Fort Cobb Fuel Auth...		1243 · Custom...	19.47		3,092.70
Payment	01/05/2018	Batch 4	Fort Cobb Fuel Auth...		1243 · Custom...	96.70		3,189.40
Payment	01/08/2018	Batch 5	Fort Cobb Fuel Auth...		1243 · Custom...	353.69		3,543.09
Payment	01/08/2018	Batch 5	Fort Cobb Fuel Auth...		1243 · Custom...	341.46		3,884.55
Payment	01/10/2018	Batch 7	Fort Cobb Fuel Auth...		1243 · Custom...	1,133.51		5,018.06
Payment	01/11/2018	Batch 8	Fort Cobb Fuel Auth...		1243 · Custom...	141.70		5,159.76
Payment	01/11/2018	Batch 8	Fort Cobb Fuel Auth...		1243 · Custom...	371.33		5,531.09
Payment	01/12/2018	Batch 9	Fort Cobb Fuel Auth...		1243 · Custom...	19.51		5,550.60
Payment	01/16/2018	Batch ...	Fort Cobb Fuel Auth...		1243 · Custom...	458.88		6,009.48
Payment	01/17/2018	Batch ...	Fort Cobb Fuel Auth...		1243 · Custom...	90.00		6,099.48
Payment	01/17/2018	Batch ...	Fort Cobb Fuel Auth...		1243 · Custom...	149.78		6,249.26
Payment	01/17/2018	Batch ...	Fort Cobb Fuel Auth...		1243 · Custom...	292.86		6,542.12
Payment	01/17/2018	Batch ...	Fort Cobb Fuel Auth...		1243 · Custom...	557.33		7,099.45
Payment	01/19/2018	Batch ...	Fort Cobb Fuel Auth...		1243 · Custom...	30.66		7,130.11
Transfer	01/19/2018			Funds Transfer	1123 · Deposit ...		5,100.00	2,030.11
Payment	01/22/2018	Batch ...	Fort Cobb Fuel Auth...		1243 · Custom...	73.60		2,103.71
Payment	01/22/2018	Batch ...	Fort Cobb Fuel Auth...		1243 · Custom...	322.86		2,426.57
Payment	01/23/2018	Batch ...	Fort Cobb Fuel Auth...		1243 · Custom...	93.14		2,519.71
Payment	01/25/2018	Batch ...	Fort Cobb Fuel Auth...		1243 · Custom...	366.09		2,885.80
Payment	01/30/2018	Batch ...	Fort Cobb Fuel Auth...		1243 · Custom...	547.93		3,433.73
Deposit	01/31/2018			Interest	419 · Interest I...	2.10		3,435.83
Payment	02/02/2018	Batch ...	Fort Cobb Fuel Auth...		1243 · Custom...	241.34		3,677.17
Payment	02/07/2018	Batch ...	Fort Cobb Fuel Auth...		1243 · Custom...	298.14		3,975.31
Payment	02/07/2018	Batch ...	Fort Cobb Fuel Auth...		1243 · Custom...	73.60		4,048.91
Payment	02/08/2018	Batch ...	Fort Cobb Fuel Auth...		1243 · Custom...	1,262.88		5,311.79
Payment	02/09/2018	Batch ...	Fort Cobb Fuel Auth...		1243 · Custom...	580.65		5,892.44
Payment	02/12/2018	Batch ...	Fort Cobb Fuel Auth...		1243 · Custom...	617.04		6,509.48
Payment	02/13/2018	Batch ...	Fort Cobb Fuel Auth...		1243 · Custom...	34.38		6,543.86
Payment	02/13/2018	Batch ...	Fort Cobb Fuel Auth...		1243 · Custom...	1,569.84		8,113.70
Payment	02/14/2018	Batch ...	Fort Cobb Fuel Auth...		1243 · Custom...	669.98		8,783.68
Payment	02/16/2018	Batch ...	Fort Cobb Fuel Auth...		1243 · Custom...	122.09		8,905.77
Payment	02/16/2018	Batch ...	Fort Cobb Fuel Auth...		1243 · Custom...	131.92		9,037.69
Payment	02/16/2018	Batch ...	Fort Cobb Fuel Auth...		1243 · Custom...	393.23		9,430.92
Payment	02/20/2018	Batch ...	Fort Cobb Fuel Auth...		1243 · Custom...	568.79		9,999.71
Payment	02/20/2018	Batch ...	Fort Cobb Fuel Auth...		1243 · Custom...	1,543.75		11,543.46
Payment	02/21/2018	Batch ...	Fort Cobb Fuel Auth...		1243 · Custom...	79.99		11,623.45
Payment	02/21/2018	Batch ...	Fort Cobb Fuel Auth...		1243 · Custom...	90.00		11,713.45
Payment	02/21/2018	Batch ...	Fort Cobb Fuel Auth...		1243 · Custom...	222.87		11,936.32
Transfer	02/21/2018			Funds Transfer	1123 · Deposit ...		10,000.00	1,936.32

Fort Cobb Fuel Authority
General Ledger
As of December 31, 2018

Type	Date	Num	Name	Memo	Split	Debit	Credit	Balance
Payment	02/23/2018	Batch ...	Fort Cobb Fuel Auth...		1243 · Custom...	710.67		2,646.99
Payment	02/26/2018	Batch ...	Fort Cobb Fuel Auth...		1243 · Custom...	377.43		3,024.42
Payment	02/26/2018	Batch ...	Fort Cobb Fuel Auth...		1243 · Custom...	265.78		3,290.20
Payment	02/27/2018	Batch ...	Fort Cobb Fuel Auth...		1243 · Custom...	1,271.46		4,561.66
Payment	02/28/2018	Batch ...	Fort Cobb Fuel Auth...		1243 · Custom...	291.00		4,852.66
Deposit	02/28/2018			Interest	419 · Interest I...	2.88		4,855.54
Payment	03/01/2018	Batch ...	Fort Cobb Fuel Auth...		1243 · Custom...	367.84		5,223.38
Payment	03/06/2018	Batch ...	Fort Cobb Fuel Auth...		1243 · Custom...	38.10		5,261.48
Payment	03/06/2018	Batch ...	Fort Cobb Fuel Auth...		1243 · Custom...	126.11		5,387.59
Payment	03/06/2018	Batch ...	Fort Cobb Fuel Auth...		1243 · Custom...	1,498.10		6,885.69
Payment	03/07/2018	Batch ...	Fort Cobb Fuel Auth...		1243 · Custom...	846.13		7,731.82
Payment	03/08/2018	Batch ...	Fort Cobb Fuel Auth...		1243 · Custom...	654.10		8,385.92
Transfer	03/08/2018			Funds Transfer	1123 · Deposit ...		5,000.00	3,385.92
Payment	03/09/2018	Batch ...	Fort Cobb Fuel Auth...		1243 · Custom...	19.80		3,405.72
Payment	03/09/2018	Batch ...	Fort Cobb Fuel Auth...		1243 · Custom...	261.92		3,667.64
Payment	03/12/2018	Batch ...	Fort Cobb Fuel Auth...		1243 · Custom...	285.19		3,952.83
Payment	03/14/2018	Batch ...	Fort Cobb Fuel Auth...		1243 · Custom...	255.98		4,208.81
Payment	03/14/2018	Batch ...	Fort Cobb Fuel Auth...		1243 · Custom...	622.87		4,831.68
Payment	03/15/2018	Batch ...	Fort Cobb Fuel Auth...		1243 · Custom...	322.06		5,153.74
Payment	03/16/2018	Batch ...	Fort Cobb Fuel Auth...		1243 · Custom...	248.11		5,401.85
Payment	03/19/2018	Batch ...	Fort Cobb Fuel Auth...		1243 · Custom...	68.00		5,469.85
Payment	03/20/2018	Batch ...	Fort Cobb Fuel Auth...		1243 · Custom...	466.96		5,936.81
Payment	03/20/2018	Batch ...	Fort Cobb Fuel Auth...		1243 · Custom...	686.97		6,623.78
Payment	03/21/2018	Batch ...	Fort Cobb Fuel Auth...		1243 · Custom...	90.00		6,713.78
Payment	03/22/2018	Batch ...	Fort Cobb Fuel Auth...		1243 · Custom...	718.77		7,432.55
Payment	03/23/2018	Batch ...	Fort Cobb Fuel Auth...		1243 · Custom...	38.81		7,471.36
Payment	03/26/2018	Batch ...	Fort Cobb Fuel Auth...		1243 · Custom...	222.16		7,693.52
Payment	03/27/2018	Batch ...	Fort Cobb Fuel Auth...		1243 · Custom...	788.22		8,481.74
Transfer	03/28/2018			Funds Transfer	1123 · Deposit ...		7,000.00	1,481.74
Payment	03/29/2018	Batch ...	Fort Cobb Fuel Auth...		1243 · Custom...	114.47		1,596.21
Deposit	03/31/2018			Interest	419 · Interest I...	2.58		1,598.79
Payment	04/03/2018	Batch ...	Fort Cobb Fuel Auth...		1243 · Custom...	380.00		1,978.79
Payment	04/09/2018	Batch ...	Fort Cobb Fuel Auth...		1243 · Custom...	208.74		2,187.53
Payment	04/10/2018	Batch ...	Fort Cobb Fuel Auth...		1243 · Custom...	71.15		2,258.68
Payment	04/10/2018	Batch ...	Fort Cobb Fuel Auth...		1243 · Custom...	303.75		2,562.43
Transfer	04/10/2018			Funds Transfer	1123 · Deposit ...		2,000.00	562.43
Payment	04/11/2018	Batch ...	Fort Cobb Fuel Auth...		1243 · Custom...	2,422.38		2,984.81
Check	04/11/2018	COUN...	921 Office Supplies		921 · Office Su...		175.00	2,809.81
Payment	04/12/2018	Batch ...	Fort Cobb Fuel Auth...		1243 · Custom...	34.28		2,844.09
Payment	04/12/2018	Batch ...	Fort Cobb Fuel Auth...		1243 · Custom...	95.58		2,939.67
Payment	04/12/2018	Batch ...	Fort Cobb Fuel Auth...		1243 · Custom...	427.56		3,367.23
Payment	04/13/2018	Batch ...	Fort Cobb Fuel Auth...		1243 · Custom...	257.67		3,624.90
Payment	04/16/2018	Batch ...	Fort Cobb Fuel Auth...		1243 · Custom...	282.31		3,907.21
Payment	04/17/2018	Batch ...	Fort Cobb Fuel Auth...		1243 · Custom...	95.00		4,002.21
Payment	04/17/2018	Batch ...	Fort Cobb Fuel Auth...		1243 · Custom...	687.42		4,689.63
Payment	04/18/2018	Batch ...	Fort Cobb Fuel Auth...		1243 · Custom...	820.80		5,510.43
Payment	04/19/2018	Batch ...	Fort Cobb Fuel Auth...		1243 · Custom...	196.02		5,706.45
Payment	04/20/2018	Batch ...	Fort Cobb Fuel Auth...		1243 · Custom...	240.03		5,946.48
Payment	04/23/2018	Batch ...	Fort Cobb Fuel Auth...		1243 · Custom...	42.25		5,988.73

Fort Cobb Fuel Authority
General Ledger
As of December 31, 2018

Type	Date	Num	Name	Memo	Split	Debit	Credit	Balance
Payment	04/23/2018	Batch ...	Fort Cobb Fuel Auth...		1243 · Custom...	269.16		6,257.89
Transfer	04/23/2018			Funds Transfer	1123 · Deposit ...		5,000.00	1,257.89
Payment	04/25/2018	Batch ...	Fort Cobb Fuel Auth...		1243 · Custom...	138.45		1,396.34
Payment	04/25/2018	Batch ...	Fort Cobb Fuel Auth...		1243 · Custom...	349.52		1,745.86
Payment	04/26/2018	Batch ...	Fort Cobb Fuel Auth...		1243 · Custom...	190.61		1,936.47
Payment	04/27/2018	Batch ...	Fort Cobb Fuel Auth...		1243 · Custom...	123.39		2,059.86
Deposit	04/30/2018			Interest	419 · Interest I...	1.45		2,061.31
Payment	05/01/2018	Batch ...	Fort Cobb Fuel Auth...		1243 · Custom...	62.00		2,123.31
Payment	05/02/2018	Batch ...	Fort Cobb Fuel Auth...		1243 · Custom...	80.05		2,203.36
Payment	05/04/2018	Batch ...	Fort Cobb Fuel Auth...		1243 · Custom...	37.98		2,241.34
Payment	05/07/2018	Batch ...	Fort Cobb Fuel Auth...		1243 · Custom...	100.00		2,341.34
Payment	05/07/2018	Batch ...	Fort Cobb Fuel Auth...		1243 · Custom...	593.87		2,935.21
Payment	05/08/2018	Batch ...	Fort Cobb Fuel Auth...		1243 · Custom...	19.80		2,955.01
Payment	05/08/2018	Batch ...	Fort Cobb Fuel Auth...		1243 · Custom...	472.84		3,427.85
Payment	05/09/2018	Batch ...	Fort Cobb Fuel Auth...		1243 · Custom...	58.25		3,486.10
Payment	05/09/2018	Batch ...	Fort Cobb Fuel Auth...		1243 · Custom...	482.82		3,968.92
Transfer	05/09/2018			Funds Transfer	1123 · Deposit ...		3,800.00	168.92
Payment	05/10/2018	Batch ...	Fort Cobb Fuel Auth...		1243 · Custom...	377.96		546.88
Payment	05/11/2018	Batch ...	Fort Cobb Fuel Auth...		1243 · Custom...	197.94		744.82
Payment	05/14/2018	Batch ...	Fort Cobb Fuel Auth...		1243 · Custom...	348.14		1,092.96
Payment	05/15/2018	Batch ...	Fort Cobb Fuel Auth...		1243 · Custom...	151.88		1,244.84
Payment	05/18/2018	Batch ...	Fort Cobb Fuel Auth...		1243 · Custom...	70.00		1,314.84
Payment	05/18/2018	Batch ...	Fort Cobb Fuel Auth...		1243 · Custom...	95.00		1,409.84
Payment	05/18/2018	Batch ...	Fort Cobb Fuel Auth...		1243 · Custom...	413.84		1,823.68
Payment	05/22/2018	Batch ...	Fort Cobb Fuel Auth...		1243 · Custom...	282.53		2,106.21
Payment	05/23/2018	Batch ...	Fort Cobb Fuel Auth...		1243 · Custom...	403.64		2,509.85
Payment	05/24/2018	Batch ...	Fort Cobb Fuel Auth...		1243 · Custom...	107.59		2,617.44
Transfer	05/25/2018			Funds Transfer	1123 · Deposit ...		2,500.00	117.44
Payment	05/25/2018	Batch ...	Fort Cobb Fuel Auth...		1243 · Custom...	251.83		369.27
Payment	05/29/2018	Batch ...	Fort Cobb Fuel Auth...		1243 · Custom...	156.22		525.49
Payment	05/29/2018	Batch ...	Fort Cobb Fuel Auth...		1243 · Custom...	202.77		728.26
Deposit	05/31/2018			Interest	419 · Interest I...	0.82		729.08
Payment	06/07/2018	Batch ...	Fort Cobb Fuel Auth...		1243 · Custom...	99.18		828.26
Payment	06/07/2018	Batch ...	Fort Cobb Fuel Auth...		1243 · Custom...	160.22		988.48
Payment	06/08/2018	Batch ...	Fort Cobb Fuel Auth...		1243 · Custom...	251.17		1,239.65
Payment	06/11/2018	Batch ...	Fort Cobb Fuel Auth...		1243 · Custom...	56.41		1,296.06
Payment	06/11/2018	Batch ...	Fort Cobb Fuel Auth...		1243 · Custom...	120.22		1,416.28
Payment	06/12/2018	Batch ...	Fort Cobb Fuel Auth...		1243 · Custom...	19.51		1,435.79
Payment	06/12/2018	Batch ...	Fort Cobb Fuel Auth...		1243 · Custom...	221.25		1,657.04
Payment	06/13/2018	Batch ...	Fort Cobb Fuel Auth...		1243 · Custom...	274.78		1,931.82
Payment	06/14/2018	Batch ...	Fort Cobb Fuel Auth...		1243 · Custom...	179.01		2,110.83
Payment	06/15/2018	Batch ...	Fort Cobb Fuel Auth...		1243 · Custom...	117.55		2,228.38
Payment	06/15/2018	Batch ...	Fort Cobb Fuel Auth...		1243 · Custom...	136.42		2,364.80
Payment	06/15/2018	Batch ...	Fort Cobb Fuel Auth...		1243 · Custom...	221.76		2,586.56
Payment	06/18/2018	Batch ...	Fort Cobb Fuel Auth...		1243 · Custom...	37.98		2,624.54
Payment	06/20/2018	Batch ...	Fort Cobb Fuel Auth...		1243 · Custom...	333.89		2,958.43
Payment	06/21/2018	Batch ...	Fort Cobb Fuel Auth...		1243 · Custom...	404.29		3,362.72
Payment	06/22/2018	Batch ...	Fort Cobb Fuel Auth...		1243 · Custom...	63.18		3,425.90
Payment	06/26/2018	Batch ...	Fort Cobb Fuel Auth...		1243 · Custom...	75.16		3,501.06

Fort Cobb Fuel Authority
General Ledger
As of December 31, 2018

Type	Date	Num	Name	Memo	Split	Debit	Credit	Balance
Payment	06/26/2018	Batch ...	Fort Cobb Fuel Auth...		1243 · Custom...	263.54		3,764.60
Deposit	06/30/2018			Interest	419 · Interest I...	1.38		3,765.98
Payment	07/02/2018	Batch ...	Fort Cobb Fuel Auth...		1243 · Custom...	40.00		3,805.98
Payment	07/02/2018	Batch ...	Fort Cobb Fuel Auth...		1243 · Custom...	354.80		4,160.78
Payment	07/02/2018	Batch ...	Fort Cobb Fuel Auth...		1243 · Custom...	170.44		4,331.22
Deposit	07/02/2018			Deposit	488 · Penalties...	50.00		4,381.22
Payment	07/09/2018	Batch ...	Fort Cobb Fuel Auth...		1243 · Custom...	118.40		4,499.62
Payment	07/10/2018	Batch ...	Fort Cobb Fuel Auth...		1243 · Custom...	127.83		4,627.45
Payment	07/10/2018	Batch ...	Fort Cobb Fuel Auth...		1243 · Custom...	459.02		5,086.47
Payment	07/11/2018	Batch ...	Fort Cobb Fuel Auth...		1243 · Custom...	19.51		5,105.98
Payment	07/12/2018	Batch ...	Fort Cobb Fuel Auth...		1243 · Custom...	122.51		5,228.49
Payment	07/13/2018	Batch ...	Fort Cobb Fuel Auth...		1243 · Custom...	54.52		5,283.01
Payment	07/17/2018	Batch ...	Fort Cobb Fuel Auth...		1243 · Custom...	37.95		5,320.96
Payment	07/17/2018	Batch ...	Fort Cobb Fuel Auth...		1243 · Custom...	182.38		5,503.34
Payment	07/18/2018	Batch ...	Fort Cobb Fuel Auth...		1243 · Custom...	44.39		5,547.73
Payment	07/18/2018	Batch ...	Fort Cobb Fuel Auth...		1243 · Custom...	77.51		5,625.24
Payment	07/18/2018	Batch ...	Fort Cobb Fuel Auth...		1243 · Custom...	95.00		5,720.24
Payment	07/24/2018	Batch ...	Fort Cobb Fuel Auth...		1243 · Custom...	26.68		5,746.92
Payment	07/24/2018	Batch ...	Fort Cobb Fuel Auth...		1243 · Custom...	50.51		5,797.43
Payment	07/25/2018	Batch ...	Fort Cobb Fuel Auth...		1243 · Custom...	108.29		5,905.72
Transfer	07/25/2018			Funds Transfer	1123 · Deposit ...		5,825.00	80.72
Payment	07/27/2018	Batch ...	Fort Cobb Fuel Auth...		1243 · Custom...	100.66		181.38
Payment	07/30/2018	Batch ...	Fort Cobb Fuel Auth...		1243 · Custom...	45.49		226.87
Deposit	07/31/2018			Interest	419 · Interest I...	2.61		229.48
Payment	08/01/2018	Batch ...	Fort Cobb Fuel Auth...		1243 · Custom...	88.86		318.34
Payment	08/02/2018	Batch ...	Fort Cobb Fuel Auth...		1243 · Custom...	80.19		398.53
Payment	08/06/2018	Batch ...	Fort Cobb Fuel Auth...		1243 · Custom...	78.64		477.17
Payment	08/07/2018	Batch ...	Fort Cobb Fuel Auth...		1243 · Custom...	292.80		769.97
Payment	08/08/2018	Batch ...	Fort Cobb Fuel Auth...		1243 · Custom...	38.11		808.08
Payment	08/08/2018	Batch ...	Fort Cobb Fuel Auth...		1243 · Custom...	93.39		901.47
Payment	08/10/2018	Batch ...	Fort Cobb Fuel Auth...		1243 · Custom...	19.51		920.98
Payment	08/10/2018	Batch ...	Fort Cobb Fuel Auth...		1243 · Custom...	122.81		1,043.79
Payment	08/10/2018	Batch ...	Fort Cobb Fuel Auth...		1243 · Custom...	218.26		1,262.05
Payment	08/15/2018	Batch ...	Fort Cobb Fuel Auth...		1243 · Custom...	75.84		1,337.89
Payment	08/15/2018	Batch ...	Fort Cobb Fuel Auth...		1243 · Custom...	119.51		1,457.40
Payment	08/16/2018	Batch ...	Fort Cobb Fuel Auth...		1243 · Custom...	95.00		1,552.40
Payment	08/16/2018	Batch ...	Fort Cobb Fuel Auth...		1243 · Custom...	391.65		1,944.05
Payment	08/17/2018	Batch ...	Fort Cobb Fuel Auth...		1243 · Custom...	189.98		2,134.03
Payment	08/21/2018	Batch ...	Fort Cobb Fuel Auth...		1243 · Custom...	93.12		2,227.15
Payment	08/23/2018	Batch ...	Fort Cobb Fuel Auth...		1243 · Custom...	28.00		2,255.15
Transfer	08/24/2018			Funds Transfer	1123 · Deposit ...		2,023.00	232.15
Payment	08/27/2018	Batch ...	Fort Cobb Fuel Auth...		1243 · Custom...	97.20		329.35
Payment	08/27/2018	Batch ...	Fort Cobb Fuel Auth...		1243 · Custom...	167.35		496.70
Payment	08/28/2018	Batch ...	Fort Cobb Fuel Auth...		1243 · Custom...	112.84		609.54
Payment	08/29/2018	Batch ...	Fort Cobb Fuel Auth...		1243 · Custom...	50.00		659.54
Deposit	08/31/2018			Interest	419 · Interest I...	0.83		660.37
Payment	09/04/2018	Batch ...	Fort Cobb Fuel Auth...		1243 · Custom...	44.39		704.76
Payment	09/07/2018	Batch ...	Fort Cobb Fuel Auth...		1243 · Custom...	30.81		735.57
Payment	09/10/2018	Batch ...	Fort Cobb Fuel Auth...		1243 · Custom...	39.90		775.47

Fort Cobb Fuel Authority
General Ledger
As of December 31, 2018

Type	Date	Num	Name	Memo	Split	Debit	Credit	Balance
Payment	09/11/2018	Batch ...	Fort Cobb Fuel Auth...		1243 · Custom...	26.45		801.92
Payment	09/11/2018	Batch ...	Fort Cobb Fuel Auth...		1243 · Custom...	206.24		1,008.16
Payment	09/12/2018	Batch ...	Fort Cobb Fuel Auth...		1243 · Custom...	221.06		1,229.22
Payment	09/13/2018	Batch ...	Fort Cobb Fuel Auth...		1243 · Custom...	155.99		1,385.21
Payment	09/17/2018	Batch ...	Fort Cobb Fuel Auth...		1243 · Custom...	164.02		1,549.23
Payment	09/18/2018	Batch ...	Fort Cobb Fuel Auth...		1243 · Custom...	72.99		1,622.22
Payment	09/19/2018	Batch ...	Fort Cobb Fuel Auth...		1243 · Custom...	95.00		1,717.22
Payment	09/19/2018	Batch ...	Fort Cobb Fuel Auth...		1243 · Custom...	172.04		1,889.26
Payment	09/20/2018	Batch ...	Fort Cobb Fuel Auth...		1243 · Custom...	64.35		1,953.61
Payment	09/20/2018	Batch ...	Fort Cobb Fuel Auth...		1243 · Custom...	68.39		2,022.00
Payment	09/21/2018	Batch ...	Fort Cobb Fuel Auth...		1243 · Custom...	39.98		2,061.98
Payment	09/21/2018	Batch ...	Fort Cobb Fuel Auth...		1243 · Custom...	51.22		2,113.20
Payment	09/24/2018	Batch ...	Fort Cobb Fuel Auth...		1243 · Custom...	66.05		2,179.25
Transfer	09/26/2018			Funds Transfer	1123 · Deposit ...		2,027.00	152.25
Payment	09/27/2018	Batch ...	Fort Cobb Fuel Auth...		1243 · Custom...	173.11		325.36
Payment	09/28/2018	Batch ...	Fort Cobb Fuel Auth...		1243 · Custom...	145.76		471.12
Payment	10/03/2018	Batch ...	Fort Cobb Fuel Auth...		1243 · Custom...	122.40		593.52
Payment	10/09/2018	Batch ...	Fort Cobb Fuel Auth...		1243 · Custom...	371.35		964.87
Payment	10/10/2018	Batch ...	Fort Cobb Fuel Auth...		1243 · Custom...	145.03		1,109.90
Payment	10/12/2018	Batch ...	Fort Cobb Fuel Auth...		1243 · Custom...	34.80		1,144.70
Payment	10/12/2018	Batch ...	Fort Cobb Fuel Auth...		1243 · Custom...	37.68		1,182.38
Payment	10/12/2018	Batch ...	Fort Cobb Fuel Auth...		1243 · Custom...	183.66		1,366.04
Payment	10/15/2018	Batch ...	Fort Cobb Fuel Auth...		1243 · Custom...	161.94		1,527.98
Payment	10/15/2018	Batch ...	Fort Cobb Fuel Auth...		1243 · Custom...	201.49		1,729.47
Payment	10/16/2018	Batch ...	Fort Cobb Fuel Auth...		1243 · Custom...	113.75		1,843.22
Payment	10/17/2018	Batch ...	Fort Cobb Fuel Auth...		1243 · Custom...	95.00		1,938.22
Payment	10/18/2018	Batch ...	Fort Cobb Fuel Auth...		1243 · Custom...	124.71		2,062.93
Payment	10/22/2018	Batch ...	Fort Cobb Fuel Auth...		1243 · Custom...	22.70		2,085.63
Payment	10/22/2018	Batch ...	Fort Cobb Fuel Auth...		1243 · Custom...	85.08		2,170.71
Payment	10/22/2018	Batch ...	Fort Cobb Fuel Auth...		1243 · Custom...	89.37		2,260.08
Transfer	10/22/2018			Funds Transfer	1123 · Deposit ...		1,822.00	438.08
Payment	10/25/2018	Batch ...	Fort Cobb Fuel Auth...		1243 · Custom...	34.23		472.31
Payment	10/25/2018	Batch ...	Fort Cobb Fuel Auth...		1243 · Custom...	34.29		506.60
Payment	10/26/2018	Batch ...	Fort Cobb Fuel Auth...		1243 · Custom...	49.80		556.40
Payment	10/29/2018	Batch ...	Fort Cobb Fuel Auth...		1243 · Custom...	99.53		655.93
Payment	10/31/2018	Batch ...	Fort Cobb Fuel Auth...		1243 · Custom...	19.12		675.05
Deposit	10/31/2018			Interest	419 · Interest I...	1.86		676.91
Payment	11/05/2018	Batch ...	Fort Cobb Fuel Auth...		1243 · Custom...	46.60		723.51
Payment	11/05/2018	Batch ...	Fort Cobb Fuel Auth...		1243 · Custom...	51.25		774.76
Payment	11/05/2018	Batch ...	Fort Cobb Fuel Auth...		1243 · Custom...	325.00		1,099.76
Deposit	11/05/2018			Deposit	-SPLIT-	200.00		1,299.76
Transfer	11/07/2018			Funds Transfer	1123 · Deposit ...		1,207.00	92.76
Payment	11/09/2018	Batch ...	Fort Cobb Fuel Auth...		1243 · Custom...	174.62		267.38
Payment	11/09/2018	Batch ...	Fort Cobb Fuel Auth...		1243 · Custom...	781.67		1,049.05
Payment	11/13/2018	Batch ...	Fort Cobb Fuel Auth...		1243 · Custom...	33.21		1,082.26
Payment	11/13/2018	Batch ...	Fort Cobb Fuel Auth...		1243 · Custom...	122.43		1,204.69
Payment	11/13/2018	Batch ...	Fort Cobb Fuel Auth...		1243 · Custom...	243.41		1,448.10
Payment	11/14/2018	Batch ...	Fort Cobb Fuel Auth...		1243 · Custom...	122.37		1,570.47
Payment	11/14/2018	Batch ...	Fort Cobb Fuel Auth...		1243 · Custom...	230.29		1,800.76

Fort Cobb Fuel Authority
General Ledger
As of December 31, 2018

Type	Date	Num	Name	Memo	Split	Debit	Credit	Balance
Payment	11/15/2018	Batch ...	Fort Cobb Fuel Auth...		1243 · Custom...	74.22		1,874.98
Payment	11/15/2018	Batch ...	Fort Cobb Fuel Auth...		1243 · Custom...	466.74		2,341.72
Deposit	11/15/2018			Deposit	488 · Penalties...	50.00		2,391.72
Payment	11/16/2018	Batch ...	Fort Cobb Fuel Auth...		1243 · Custom...	87.85		2,479.57
Payment	11/19/2018	Batch ...	Fort Cobb Fuel Auth...		1243 · Custom...	44.63		2,524.20
Payment	11/19/2018	Batch ...	Fort Cobb Fuel Auth...		1243 · Custom...	95.00		2,619.20
Payment	11/19/2018	Batch ...	Fort Cobb Fuel Auth...		1243 · Custom...	141.97		2,761.17
Payment	11/20/2018	Batch ...	Fort Cobb Fuel Auth...		1243 · Custom...	74.41		2,835.58
Transfer	11/21/2018			Funds Transfer	1123 · Deposit ...		2,521.00	314.58
Payment	11/26/2018	Batch ...	Fort Cobb Fuel Auth...		1243 · Custom...	265.04		579.62
Payment	11/26/2018	Batch ...	Fort Cobb Fuel Auth...		1243 · Custom...	424.66		1,004.28
Payment	11/28/2018	Batch ...	Fort Cobb Fuel Auth...		1243 · Custom...	139.39		1,143.67
Deposit	11/30/2018			Interest	419 · Interest I...	1.36		1,145.03
Payment	12/03/2018	Batch ...	Fort Cobb Fuel Auth...		1243 · Custom...	143.17		1,288.20
Payment	12/06/2018	Batch ...	Fort Cobb Fuel Auth...		1243 · Custom...	40.68		1,328.88
Payment	12/10/2018	Batch ...	Fort Cobb Fuel Auth...		1243 · Custom...	190.28		1,519.16
Payment	12/10/2018	Batch ...	Fort Cobb Fuel Auth...		1243 · Custom...	102.21		1,621.37
Payment	12/10/2018	Batch ...	Fort Cobb Fuel Auth...		1243 · Custom...	67.27		1,688.64
Payment	12/10/2018	Batch ...	Fort Cobb Fuel Auth...		1243 · Custom...	1,036.26		2,724.90
Payment	12/12/2018	Batch ...	Fort Cobb Fuel Auth...		1243 · Custom...	37.44		2,762.34
Payment	12/12/2018	Batch ...	Fort Cobb Fuel Auth...		1243 · Custom...	184.33		2,946.67
Payment	12/13/2018	Batch ...	Fort Cobb Fuel Auth...		1243 · Custom...	702.58		3,649.25
Payment	12/14/2018	Batch ...	Fort Cobb Fuel Auth...		1243 · Custom...	240.48		3,889.73
Payment	12/17/2018	Batch ...	Fort Cobb Fuel Auth...		1243 · Custom...	200.53		4,090.26
Payment	12/17/2018	Batch ...	Fort Cobb Fuel Auth...		1243 · Custom...	95.00		4,185.26
Payment	12/17/2018	Batch ...	Fort Cobb Fuel Auth...		1243 · Custom...	275.51		4,460.77
Payment	12/19/2018	Batch ...	Fort Cobb Fuel Auth...		1243 · Custom...	42.02		4,502.79
Payment	12/19/2018	Batch ...	Fort Cobb Fuel Auth...		1243 · Custom...	176.00		4,678.79
Payment	12/20/2018	Batch ...	Fort Cobb Fuel Auth...		1243 · Custom...	200.54		4,879.33
Transfer	12/21/2018			Funds Transfer	1123 · Deposit ...		4,521.00	358.33
Payment	12/21/2018	Batch ...	Fort Cobb Fuel Auth...		1243 · Custom...	532.60		890.93
Payment	12/26/2018	Batch ...	Fort Cobb Fuel Auth...		1243 · Custom...	34.44		925.37
Payment	12/26/2018	BAtch ...	Fort Cobb Fuel Auth...		1243 · Custom...	369.26		1,294.63
Payment	12/26/2018	Batch ...	Fort Cobb Fuel Auth...		1243 · Custom...	389.02		1,683.65
Deposit	12/31/2018			Interest	419 · Interest I...	1.90		1,685.55
Total 1181 · Money Market - Legacy Bank						59,133.32	60,521.00	1,685.55

Fort Cobb Fuel Authority
General Ledger
As of December 31, 2018

Type	Date	Num	Name	Memo	Split	Debit	Credit	Balance
1191 · Dep. in Error								0.00
General Journal	02/20/2018	180220		Desposit in Er...	1243 · Custom...		95.00	-95.00
Transfer	02/26/2018			Funds Transfer	1107 · Checkin...	95.00		0.00
Check	06/08/2018	729	Bank 7	Transfer	1121 · Deposit ...	1,208.00		1,208.00
Check	06/08/2018	492	Bank 7	Transfer	1122 · Deposit ...	1,008.00		2,216.00
Check	06/08/2018	1060	Bank 7	Transfer	1126 · Deposit ...	1,008.00		3,224.00
Check	06/08/2018	743	Bank 7	Transfer	1125 · Deposit ...	3,308.00		6,532.00
Transfer	06/08/2018			Funds Transfer	1107 · Checkin...		6,532.00	0.00
Payment	06/28/2018	1343	Navitas OK3, LLC		1253 · Other	1,566.00		1,566.00
Payment	06/28/2018	1738	Fort Cobb Fuel Auth...		1253 · Other	6,688.00		8,254.00
Transfer	06/28/2018			Funds Transfer	1107 · Checkin...		8,254.00	0.00
Check	06/29/2018	744	Bank 7		1125 · Deposit ...	8,029.00		8,029.00
Check	06/29/2018	493	Bank 7		1122 · Deposit ...	1,929.00		9,958.00
Check	06/29/2018	720	Bank 7		1121 · Deposit ...	3,829.00		13,787.00
Transfer	07/02/2018			Funds Transfer	1107 · Checkin...		13,787.00	0.00
General Journal	10/26/2018	1178	Navitas TN NG LLC	TNNG Deposi...	1107 · Checkin...		788.93	-788.93
General Journal	10/29/2018	1178	Navitas TN NG LLC	TNNG Deposi...	1107 · Checkin...	788.93		0.00
General Journal	11/02/2018	LOC	Navitas Winstar	Loan from Wi...	1816 · Investm...	27,002.00		27,002.00
General Journal	12/08/2018	18120...		12/08/18 DHS...	1107 · Checkin...		180.00	26,822.00
General Journal	12/11/2018	18120...		12/08/18 DHS...	1107 · Checkin...	180.00		27,002.00
General Journal	12/31/2018	LOC	Navitas Utility Corpo...	Loan from Wi...	2233 · Other		27,002.00	0.00
Total 1191 · Dep. in Error						56,638.93	56,638.93	0.00
1198 · PGC A/R in transit								0.00
Total 1198 · PGC A/R in transit								0.00
1199 · Loan proceeds clearing account								0.00
Total 1199 · Loan proceeds clearing account								0.00
1100 · Cash - Other								0.00
Bill Pmt -Check	05/29/2018	2	Navitas Utility Corpo...		2233 · Other		100,000.00	-100,000.00
General Journal	05/29/2018	18052...			2307 · LOC - B...	100,000.00		0.00
Total 1100 · Cash - Other						100,000.00	100,000.00	0.00
Total 1100 · Cash						3,325,969.67	3,334,333.40	9,620.91
1200 · A/R								230,819.07
1212 · Membership Distribution								0.00
Total 1212 · Membership Distribution								0.00

Fort Cobb Fuel Authority
General Ledger
As of December 31, 2018

Type	Date	Num	Name	Memo	Split	Debit	Credit	Balance
1243 · Customers								227,425.93
General Journal	01/01/2018	180101	Fort Cobb Fuel Auth...	Natural Gas B...	812 · Gas use...		620.34	226,805.59
General Journal	01/01/2018	180101	Fort Cobb Fuel Auth...	Terry Bishop ...	480.01 · Resid...	264.41		227,070.00
Check	01/01/2018	1728	Fort Cobb Fuel Auth...	Meter deposit...	1107 · Checkin...	0.00		227,070.00
Payment	01/02/2018	Batch 1	Fort Cobb Fuel Auth...		1107 · Checkin...		1,219.86	225,850.14
Payment	01/02/2018	Batch 1	Fort Cobb Fuel Auth...		1107 · Checkin...		780.78	225,069.36
Payment	01/02/2018	Batch 1	Fort Cobb Fuel Auth...		1121 · Deposit ...		60.00	225,009.36
Payment	01/02/2018	Batch 1	Fort Cobb Fuel Auth...		1122 · Deposit ...		155.83	224,853.53
Payment	01/03/2018	Batch 2	Fort Cobb Fuel Auth...		1107 · Checkin...		1,541.23	223,312.30
Payment	01/03/2018	Batch 2	Fort Cobb Fuel Auth...		1107 · Checkin...		1,498.26	221,814.04
Payment	01/03/2018	Batch 2	Fort Cobb Fuel Auth...		1121 · Deposit ...		30.68	221,783.36
Payment	01/03/2018	Batch 2	Fort Cobb Fuel Auth...		1122 · Deposit ...		297.47	221,485.89
Payment	01/03/2018	Batch 2	Fort Cobb Fuel Auth...		1125 · Deposit ...		634.19	220,851.70
General Journal	01/03/2018	180103	Fort Cobb Fuel Auth...	Brenda Howa...	488 · Penalties...	50.00		220,901.70
General Journal	01/03/2018	171233	Fort Cobb Fuel Auth...	Ashley Green...	1121 · Deposit ...	194.45		221,096.15
Payment	01/04/2018	Batch 3	Fort Cobb Fuel Auth...		1107 · Checkin...		621.60	220,474.55
Payment	01/04/2018	Batch 3	Fort Cobb Fuel Auth...		1107 · Checkin...		1,086.30	219,388.25
Payment	01/04/2018	Batch 3	Fort Cobb Fuel Auth...		1122 · Deposit ...		103.57	219,284.68
General Journal	01/04/2018	180102	Fort Cobb Fuel Auth...	Sharon Yaco...	488 · Penalties...	50.00		219,334.68
Payment	01/05/2018	Batch 4	Fort Cobb Fuel Auth...		1107 · Checkin...		1,480.76	217,853.92
Payment	01/05/2018	Batch 4	Fort Cobb Fuel Auth...		1107 · Checkin...		722.43	217,131.49
Payment	01/05/2018	Batch 4	Fort Cobb Fuel Auth...		1121 · Deposit ...		439.12	216,692.37
Payment	01/05/2018	Batch 4	Fort Cobb Fuel Auth...		1181 · Money ...		19.47	216,672.90
Payment	01/05/2018	Batch 4	Fort Cobb Fuel Auth...		1181 · Money ...		96.70	216,576.20
Payment	01/08/2018	Batch 5	Fort Cobb Fuel Auth...		1107 · Checkin...		13,936.77	202,639.43
Payment	01/08/2018	Batch 5	Fort Cobb Fuel Auth...		1107 · Checkin...		1,158.61	201,480.82
Payment	01/08/2018	Batch 5	Fort Cobb Fuel Auth...		1121 · Deposit ...		741.08	200,739.74
Payment	01/08/2018	Batch 5	Fort Cobb Fuel Auth...		1122 · Deposit ...		119.25	200,620.49
Payment	01/08/2018	Batch 5	Fort Cobb Fuel Auth...		1181 · Money ...		353.69	200,266.80
Payment	01/08/2018	Batch 5	Fort Cobb Fuel Auth...		1181 · Money ...		341.46	199,925.34
Payment	01/09/2018	Batch 6	Fort Cobb Fuel Auth...		1107 · Checkin...		7,606.24	192,319.10
Payment	01/09/2018	Batch 6	Fort Cobb Fuel Auth...		1107 · Checkin...		771.16	191,547.94
Payment	01/09/2018	Batch 6	Fort Cobb Fuel Auth...		1121 · Deposit ...		171.59	191,376.35
Payment	01/09/2018	Batch 6	Fort Cobb Fuel Auth...		1121 · Deposit ...		1,257.89	190,118.46
Payment	01/09/2018	Batch 6	Fort Cobb Fuel Auth...		1122 · Deposit ...		317.96	189,800.50
Payment	01/09/2018	Batch 6	Fort Cobb Fuel Auth...		1126 · Deposit ...		95.35	189,705.15
Payment	01/09/2018	Batch 6	Fort Cobb Fuel Auth...		1125 · Deposit ...		2,934.96	186,770.19
Payment	01/10/2018	Batch 7	Fort Cobb Fuel Auth...		1107 · Checkin...		15,604.11	171,166.08
Payment	01/10/2018	Batch 7	Fort Cobb Fuel Auth...		1107 · Checkin...		590.53	170,575.55
Payment	01/10/2018	Batch 7	Fort Cobb Fuel Auth...		1121 · Deposit ...		545.83	170,029.72
Payment	01/10/2018	Batch 7	Fort Cobb Fuel Auth...		1122 · Deposit ...		17.25	170,012.47
Payment	01/10/2018	Batch 7	Fort Cobb Fuel Auth...		1181 · Money ...		1,133.51	168,878.96
Payment	01/11/2018	Batch 8	Fort Cobb Fuel Auth...		1107 · Checkin...		9,326.38	159,552.58
Payment	01/11/2018	Batch 8	Fort Cobb Fuel Auth...		1107 · Checkin...		1,114.79	158,437.79
Payment	01/11/2018	Batch 8	Fort Cobb Fuel Auth...		1121 · Deposit ...		277.87	158,159.92
Payment	01/11/2018	Batch 8	Fort Cobb Fuel Auth...		1122 · Deposit ...		61.38	158,098.54
Payment	01/11/2018	Batch 8	Fort Cobb Fuel Auth...		1181 · Money ...		141.70	157,956.84
Payment	01/11/2018	Batch 8	Fort Cobb Fuel Auth...		1181 · Money ...		371.33	157,585.51
Payment	01/11/2018	Batch 8	Fort Cobb Fuel Auth...		1125 · Deposit ...		965.03	156,620.48

Fort Cobb Fuel Authority
General Ledger
As of December 31, 2018

Type	Date	Num	Name	Memo	Split	Debit	Credit	Balance
Payment	01/12/2018	Batch 9	Fort Cobb Fuel Auth...		1107 · Checkin...		8,711.72	147,908.76
Payment	01/12/2018	Batch 9	Fort Cobb Fuel Auth...		1107 · Checkin...		407.45	147,501.31
Payment	01/12/2018	Batch 9	Fort Cobb Fuel Auth...		1121 · Deposit ...		828.60	146,672.71
Payment	01/12/2018	Batch 9	Fort Cobb Fuel Auth...		1122 · Deposit ...		553.94	146,118.77
Payment	01/12/2018	Batch 9	Fort Cobb Fuel Auth...		1122 · Deposit ...		282.74	145,836.03
Payment	01/12/2018	Batch 9	Fort Cobb Fuel Auth...		1181 · Money ...		19.51	145,816.52
Payment	01/15/2018	Batch ...	Fort Cobb Fuel Auth...		1107 · Checkin...		2,510.39	143,306.13
General Journal	01/15/2018	171232	Fort Cobb Fuel Auth...	Lloyd Mitchell...	904 · Bad Debt	278.61		143,584.74
Deposit	01/16/2018	ACH	Fort Cobb Fuel Auth...	Bank Draft	1107 · Checkin...		11,724.68	131,860.06
Payment	01/16/2018	Batch ...	Fort Cobb Fuel Auth...		1107 · Checkin...		28,962.96	102,897.10
Payment	01/16/2018	Batch ...	Fort Cobb Fuel Auth...		1107 · Checkin...		1,271.24	101,625.86
Payment	01/16/2018	Batch ...	Fort Cobb Fuel Auth...		1121 · Deposit ...		722.00	100,903.86
Payment	01/16/2018	Batch ...	Fort Cobb Fuel Auth...		1122 · Deposit ...		682.52	100,221.34
Payment	01/16/2018	Batch ...	Fort Cobb Fuel Auth...		1181 · Money ...		458.88	99,762.46
Payment	01/16/2018	DHS	Fort Cobb Fuel Auth...		1107 · Checkin...		95.00	99,667.46
Payment	01/17/2018	Batch ...	Fort Cobb Fuel Auth...		1107 · Checkin...		6,435.28	93,232.18
Payment	01/17/2018	Batch ...	Fort Cobb Fuel Auth...		1107 · Checkin...		1,362.80	91,869.38
Payment	01/17/2018	Batch ...	Fort Cobb Fuel Auth...		1121 · Deposit ...		1,504.23	90,365.15
Payment	01/17/2018	Batch ...	Fort Cobb Fuel Auth...		1181 · Money ...		90.00	90,275.15
Payment	01/17/2018	Batch ...	Fort Cobb Fuel Auth...		1181 · Money ...		149.78	90,125.37
Payment	01/17/2018	Batch ...	Fort Cobb Fuel Auth...		1181 · Money ...		292.86	89,832.51
Payment	01/17/2018	Batch ...	Fort Cobb Fuel Auth...		1181 · Money ...		557.33	89,275.18
Payment	01/17/2018	Batch ...	Fort Cobb Fuel Auth...		1125 · Deposit ...		2,941.99	86,333.19
Payment	01/18/2018	Batch ...	Fort Cobb Fuel Auth...		1107 · Checkin...		10,948.98	75,384.21
Payment	01/18/2018	Batch ...	Fort Cobb Fuel Auth...		1107 · Checkin...		1,184.71	74,199.50
Payment	01/18/2018	Batch ...	Fort Cobb Fuel Auth...		1121 · Deposit ...		289.46	73,910.04
General Journal	01/18/2018	180104	Fort Cobb Fuel Auth...	Paul King Adv...	488 · Penalties...	50.00		73,960.04
Payment	01/19/2018	Batch ...	Fort Cobb Fuel Auth...		1107 · Checkin...		5,496.46	68,463.58
Payment	01/19/2018	Batch ...	Fort Cobb Fuel Auth...		1107 · Checkin...		1,349.18	67,114.40
Payment	01/19/2018	Batch ...	Fort Cobb Fuel Auth...		1122 · Deposit ...		107.67	67,006.73
Payment	01/19/2018	Batch ...	Fort Cobb Fuel Auth...		1181 · Money ...		30.66	66,976.07
Payment	01/19/2018	Batch ...	Fort Cobb Fuel Auth...		1125 · Deposit ...		2,255.50	64,720.57
General Journal	01/19/2018	180105	Fort Cobb Fuel Auth...	Shayla Jessie...	488 · Penalties...	50.00		64,770.57
Payment	01/22/2018	Batch ...	Fort Cobb Fuel Auth...		1107 · Checkin...		18,633.86	46,136.71
Payment	01/22/2018	Batch ...	Fort Cobb Fuel Auth...		1107 · Checkin...		1,921.64	44,215.07
Payment	01/22/2018	Batch ...	Fort Cobb Fuel Auth...		1121 · Deposit ...		423.02	43,792.05
Payment	01/22/2018	Batch ...	Fort Cobb Fuel Auth...		1122 · Deposit ...		221.04	43,571.01
Payment	01/22/2018	Batch ...	Fort Cobb Fuel Auth...		1181 · Money ...		73.60	43,497.41
Payment	01/22/2018	Batch ...	Fort Cobb Fuel Auth...		1181 · Money ...		322.86	43,174.55
Payment	01/22/2018	Batch ...	Fort Cobb Fuel Auth...		1126 · Deposit ...		99.52	43,075.03
Check	01/22/2018	1702	Fort Cobb Fuel Auth...	Meter deposit...	1107 · Checkin...	260.68		43,335.71
General Journal	01/22/2018	180106	Fort Cobb Fuel Auth...	Donita Bryant...	488 · Penalties...	50.00		43,385.71
General Journal	01/22/2018	180107	Fort Cobb Fuel Auth...	Ann Dyer Adv...	488 · Penalties...	50.00		43,435.71
Payment	01/23/2018	Batch ...	Fort Cobb Fuel Auth...		1107 · Checkin...		4,289.39	39,146.32
Payment	01/23/2018	Batch ...	Fort Cobb Fuel Auth...		1107 · Checkin...		682.02	38,464.30
Payment	01/23/2018	Batch ...	Fort Cobb Fuel Auth...		1121 · Deposit ...		155.05	38,309.25
Payment	01/23/2018	Batch ...	Fort Cobb Fuel Auth...		1122 · Deposit ...		68.20	38,241.05
Payment	01/23/2018	Batch ...	Fort Cobb Fuel Auth...		1122 · Deposit ...		206.10	38,034.95
Payment	01/23/2018	Batch ...	Fort Cobb Fuel Auth...		1181 · Money ...		93.14	37,941.81

Fort Cobb Fuel Authority
General Ledger
As of December 31, 2018

Type	Date	Num	Name	Memo	Split	Debit	Credit	Balance
General Journal	01/23/2018	180108	Fort Cobb Fuel Auth...	Erica Pippin ...	488 · Penalties...	50.00		37,991.81
Payment	01/24/2018	Batch ...	Fort Cobb Fuel Auth...		1107 · Checkin...		1,726.84	36,264.97
Payment	01/24/2018	Batch ...	Fort Cobb Fuel Auth...		1107 · Checkin...		1,045.54	35,219.43
Payment	01/24/2018	Batch ...	Fort Cobb Fuel Auth...		1121 · Deposit ...		134.95	35,084.48
Payment	01/24/2018	Batch ...	Fort Cobb Fuel Auth...		1122 · Deposit ...		157.34	34,927.14
Payment	01/24/2018	Batch ...	Fort Cobb Fuel Auth...		1122 · Deposit ...		125.13	34,802.01
Payment	01/24/2018	Batch ...	Fort Cobb Fuel Auth...		1125 · Deposit ...		1,776.41	33,025.60
General Journal	01/24/2018	180109	Fort Cobb Fuel Auth...	Diane Baxter ...	488 · Penalties...	25.00		33,050.60
General Journal	01/24/2018	180110	Fort Cobb Fuel Auth...	Crow Roost P...	488 · Penalties...	25.00		33,075.60
Payment	01/25/2018	Batch ...	Fort Cobb Fuel Auth...		1107 · Checkin...		3,768.72	29,306.88
Payment	01/25/2018	Batch ...	Fort Cobb Fuel Auth...		1107 · Checkin...		4,248.58	25,058.30
Payment	01/25/2018	Batch ...	Fort Cobb Fuel Auth...		1121 · Deposit ...		322.19	24,736.11
Payment	01/25/2018	Batch ...	Fort Cobb Fuel Auth...		1181 · Money ...		366.09	24,370.02
Payment	01/26/2018	Batch ...	Fort Cobb Fuel Auth...		1107 · Checkin...		2,112.14	22,257.88
Payment	01/26/2018	Batch ...	Fort Cobb Fuel Auth...		1107 · Checkin...		1,304.33	20,953.55
Payment	01/26/2018	Batch ...	Fort Cobb Fuel Auth...		1122 · Deposit ...		236.43	20,717.12
Payment	01/26/2018	Batch ...	Fort Cobb Fuel Auth...		1125 · Deposit ...		1,660.86	19,056.26
Payment	01/29/2018	Batch ...	Fort Cobb Fuel Auth...		1107 · Checkin...		2,648.99	16,407.27
Payment	01/29/2018	Batch ...	Fort Cobb Fuel Auth...		1107 · Checkin...		1,385.31	15,021.96
Payment	01/29/2018	Batch ...	Fort Cobb Fuel Auth...		1121 · Deposit ...		132.34	14,889.62
Payment	01/29/2018	Batch ...	Fort Cobb Fuel Auth...		1122 · Deposit ...		242.72	14,646.90
Payment	01/29/2018	DHS	Fort Cobb Fuel Auth...		1107 · Checkin...		105.00	14,541.90
Payment	01/30/2018	Batch ...	Fort Cobb Fuel Auth...		1107 · Checkin...		2,491.21	12,050.69
Payment	01/30/2018	Batch ...	Fort Cobb Fuel Auth...		1107 · Checkin...		1,050.48	11,000.21
Payment	01/30/2018	Batch ...	Fort Cobb Fuel Auth...		1122 · Deposit ...		160.75	10,839.46
Payment	01/30/2018	Batch ...	Fort Cobb Fuel Auth...		1122 · Deposit ...		91.88	10,747.58
Payment	01/30/2018	Batch ...	Fort Cobb Fuel Auth...		1181 · Money ...		547.93	10,199.65
Payment	01/31/2018	Batch ...	Fort Cobb Fuel Auth...		1107 · Checkin...		1,335.41	8,864.24
Payment	01/31/2018	Batch ...	Fort Cobb Fuel Auth...		1107 · Checkin...		160.99	8,703.25
General Journal	01/31/2018	180201	Fort Cobb Fuel Auth...		480.01 · Resid...	456,842.18		465,545.43
General Journal	01/31/2018	180201	Fort Cobb Fuel Auth...	penalty calcul...	488 · Penalties...	480.96		466,026.39
General Journal	01/31/2018	180201	Fort Cobb Fuel Auth...	MMA Adj	481.41 · Agricu...		23.91	466,002.48
General Journal	01/31/2018	180102	Fort Cobb Fuel Auth...	Jan final bills	480.01 · Resid...	321.14		466,323.62
General Journal	01/31/2018	180131	Fort Cobb Fuel Auth...	Adj level pay	2415 · Level P...		15,630.28	450,693.34
Payment	02/01/2018	Batch ...	Fort Cobb Fuel Auth...		1107 · Checkin...		510.09	450,183.25
Payment	02/01/2018	Batch ...	Fort Cobb Fuel Auth...		1107 · Checkin...		1,104.81	449,078.44
Payment	02/01/2018	Batch ...	Fort Cobb Fuel Auth...		1122 · Deposit ...		105.76	448,972.68
Payment	02/01/2018	Batch ...	Fort Cobb Fuel Auth...		1125 · Deposit ...		204.75	448,767.93
General Journal	02/01/2018	180201	Fort Cobb Fuel Auth...	Natural Gas B...	812 · Gas use...		1,582.37	447,185.56
General Journal	02/01/2018	180206	Fort Cobb Fuel Auth...	Bradelyn Shof...	2413 · Custom...		150.18	447,035.38
General Journal	02/01/2018	180208	Fort Cobb Fuel Auth...	Shirley Meeks...	480.01 · Resid...		155.19	446,880.19
General Journal	02/01/2018	180405	Fort Cobb Fuel Auth...	A.E. Sanner-...	480.01 · Resid...		61.97	446,818.22
General Journal	02/01/2018	180406	Fort Cobb Fuel Auth...	Dennis Mash...	480.01 · Resid...		190.54	446,627.68
Payment	02/02/2018	Batch ...	Fort Cobb Fuel Auth...		1107 · Checkin...		1,543.01	445,084.67
Payment	02/02/2018	Batch ...	Fort Cobb Fuel Auth...		1107 · Checkin...		901.85	444,182.82
Payment	02/02/2018	Batch ...	Fort Cobb Fuel Auth...		1121 · Deposit ...		80.00	444,102.82
Payment	02/02/2018	Batch ...	Fort Cobb Fuel Auth...		1122 · Deposit ...		416.85	443,685.97
Payment	02/02/2018	Batch ...	Fort Cobb Fuel Auth...		1181 · Money ...		241.34	443,444.63
General Journal	02/02/2018	180203	Fort Cobb Fuel Auth...	Peavler close ...	488 · Penalties...		1.88	443,442.75

Fort Cobb Fuel Authority
General Ledger
As of December 31, 2018

Type	Date	Num	Name	Memo	Split	Debit	Credit	Balance
Payment	02/05/2018	Batch ...	Fort Cobb Fuel Auth...		1122 · Deposit ...		548.10	442,894.65
Payment	02/05/2018	Batch ...	Fort Cobb Fuel Auth...		1121 · Deposit ...		198.00	442,696.65
Payment	02/05/2018	Batch ...	Fort Cobb Fuel Auth...		1107 · Checkin...		2,744.52	439,952.13
Payment	02/05/2018	Batch ...	Fort Cobb Fuel Auth...		1107 · Checkin...		2,075.82	437,876.31
Payment	02/06/2018	Batch ...	Fort Cobb Fuel Auth...		1121 · Deposit ...		1,303.68	436,572.63
Payment	02/06/2018	Batch ...	Fort Cobb Fuel Auth...		1107 · Checkin...		5,161.15	431,411.48
Payment	02/06/2018	Batch ...	Fort Cobb Fuel Auth...		1107 · Checkin...		1,177.89	430,233.59
Payment	02/06/2018	Batch ...	Fort Cobb Fuel Auth...		1126 · Deposit ...		455.00	429,778.59
Payment	02/06/2018	Batch ...	Fort Cobb Fuel Auth...		1122 · Deposit ...		97.07	429,681.52
Payment	02/06/2018	Batch ...	Fort Cobb Fuel Auth...		1125 · Deposit ...		1,598.57	428,082.95
General Journal	02/06/2018	180221	Fort Cobb Fuel Auth...	Carnegie Coo...	2413 · Custom...	1,050.00		429,132.95
Payment	02/07/2018	Batch ...	Fort Cobb Fuel Auth...		1107 · Checkin...		10,970.43	418,162.52
Payment	02/07/2018	Batch ...	Fort Cobb Fuel Auth...		1107 · Checkin...		2,412.83	415,749.69
Payment	02/07/2018	Batch ...	Fort Cobb Fuel Auth...		1181 · Money ...		298.14	415,451.55
Payment	02/07/2018	Batch ...	Fort Cobb Fuel Auth...		1181 · Money ...		73.60	415,377.95
General Journal	02/07/2018	180204	Fort Cobb Fuel Auth...	Wright, Hann...	488 · Penalties...	3.55		415,381.50
Payment	02/08/2018	DHS ...	Fort Cobb Fuel Auth...		1107 · Checkin...		200.00	415,181.50
Payment	02/08/2018	Batch ...	Fort Cobb Fuel Auth...		1107 · Checkin...		17,284.78	397,896.72
Payment	02/08/2018	Batch ...	Fort Cobb Fuel Auth...		1107 · Checkin...		920.94	396,975.78
Payment	02/08/2018	Batch ...	Fort Cobb Fuel Auth...		1181 · Money ...		1,262.88	395,712.90
Check	02/08/2018	1729	Fort Cobb Fuel Auth...	Refund over p...	1107 · Checkin...	23.03		395,735.93
Payment	02/09/2018	Batch ...	Fort Cobb Fuel Auth...		1107 · Checkin...		13,291.44	382,444.49
Payment	02/09/2018	Batch ...	Fort Cobb Fuel Auth...		1107 · Checkin...		1,158.63	381,285.86
Payment	02/09/2018	Batch ...	Fort Cobb Fuel Auth...		1121 · Deposit ...		1,398.06	379,887.80
Payment	02/09/2018	Batch ...	Fort Cobb Fuel Auth...		1181 · Money ...		580.65	379,307.15
Payment	02/09/2018	Batch ...	Fort Cobb Fuel Auth...		1122 · Deposit ...		250.00	379,057.15
Payment	02/09/2018	Batch ...	Fort Cobb Fuel Auth...		1125 · Deposit ...		4,489.49	374,567.66
General Journal	02/09/2018	180205	Fort Cobb Fuel Auth...	AG World, Co...	488 · Penalties...	100.00		374,667.66
General Journal	02/09/2018	180207	Fort Cobb Fuel Auth...	Nichols Drive ...	2499 · EEP Co...		200.00	374,467.66
Payment	02/12/2018	Batch ...	Fort Cobb Fuel Auth...		1107 · Checkin...		53,357.77	321,109.89
Payment	02/12/2018	Batch ...	Fort Cobb Fuel Auth...		1107 · Checkin...		1,387.37	319,722.52
Payment	02/12/2018	Batch ...	Fort Cobb Fuel Auth...		1121 · Deposit ...		1,519.20	318,203.32
Payment	02/12/2018	Batch ...	Fort Cobb Fuel Auth...		1122 · Deposit ...		342.82	317,860.50
Payment	02/12/2018	Batch ...	Fort Cobb Fuel Auth...		1181 · Money ...		617.04	317,243.46
Payment	02/13/2018	Batch ...	Fort Cobb Fuel Auth...		1107 · Checkin...		9,185.94	308,057.52
Payment	02/13/2018	Batch ...	Fort Cobb Fuel Auth...		1107 · Checkin...		689.29	307,368.23
Payment	02/13/2018	Batch ...	Fort Cobb Fuel Auth...		1122 · Deposit ...		304.08	307,064.15
Payment	02/13/2018	Batch ...	Fort Cobb Fuel Auth...		1181 · Money ...		34.38	307,029.77
Payment	02/13/2018	Batch ...	Fort Cobb Fuel Auth...		1181 · Money ...		1,569.84	305,459.93
Deposit	02/14/2018	ACH	Fort Cobb Fuel Auth...	Bank Draft	1107 · Checkin...		24,466.97	280,992.96
Payment	02/14/2018	Batch ...	Fort Cobb Fuel Auth...		1107 · Checkin...		18,573.58	262,419.38
Payment	02/14/2018	Batch ...	Fort Cobb Fuel Auth...		1107 · Checkin...		1,149.87	261,269.51
Payment	02/14/2018	Batch ...	Fort Cobb Fuel Auth...		1121 · Deposit ...		950.62	260,318.89
Payment	02/14/2018	Batch ...	Fort Cobb Fuel Auth...		1121 · Deposit ...		1,602.86	258,716.03
Payment	02/14/2018	Batch ...	Fort Cobb Fuel Auth...		1181 · Money ...		669.98	258,046.05
Payment	02/14/2018	Batch ...	Fort Cobb Fuel Auth...		1125 · Deposit ...		2,132.03	255,914.02
Payment	02/15/2018	Batch ...	Fort Cobb Fuel Auth...		1107 · Checkin...		11,838.23	244,075.79
Payment	02/15/2018	Batch ...	Fort Cobb Fuel Auth...		1107 · Checkin...		1,934.42	242,141.37
Payment	02/15/2018	Batch ...	Fort Cobb Fuel Auth...		1121 · Deposit ...		769.50	241,371.87

Fort Cobb Fuel Authority
General Ledger
As of December 31, 2018

Type	Date	Num	Name	Memo	Split	Debit	Credit	Balance
Payment	02/15/2018	Batch ...	Fort Cobb Fuel Auth...		1122 · Deposit ...		570.32	240,801.55
Payment	02/16/2018	Batch ...	Fort Cobb Fuel Auth...		1107 · Checkin...		23,038.90	217,762.65
Payment	02/16/2018	Batch ...	Fort Cobb Fuel Auth...		1107 · Checkin...		3,123.26	214,639.39
Payment	02/16/2018	Batch ...	Fort Cobb Fuel Auth...		1122 · Deposit ...		213.24	214,426.15
Payment	02/16/2018	Batch ...	Fort Cobb Fuel Auth...		1181 · Money ...		122.09	214,304.06
Payment	02/16/2018	Batch ...	Fort Cobb Fuel Auth...		1181 · Money ...		131.92	214,172.14
Payment	02/16/2018	Batch ...	Fort Cobb Fuel Auth...		1181 · Money ...		393.23	213,778.91
Payment	02/16/2018	Batch ...	Fort Cobb Fuel Auth...		1125 · Deposit ...		3,232.65	210,546.26
General Journal	02/16/2018	180216	Fort Cobb Fuel Auth...	John Wyatt R...	1107 · Checkin...	328.92		210,875.18
Payment	02/19/2018	Batch ...	Fort Cobb Fuel Auth...		1107 · Checkin...		371.22	210,503.96
Payment	02/19/2018	Batch ...	Fort Cobb Fuel Auth...		1107 · Checkin...		2,356.14	208,147.82
Payment	02/19/2018	Batch ...	Fort Cobb Fuel Auth...		1122 · Deposit ...		308.84	207,838.98
Payment	02/20/2018	Batch ...	Fort Cobb Fuel Auth...		1107 · Checkin...		38,134.09	169,704.89
Payment	02/20/2018	Batch ...	Fort Cobb Fuel Auth...		1107 · Checkin...		1,091.01	168,613.88
Payment	02/20/2018	Batch ...	Fort Cobb Fuel Auth...		1121 · Deposit ...		1,828.88	166,785.00
Payment	02/20/2018	Batch ...	Fort Cobb Fuel Auth...		1122 · Deposit ...		277.85	166,507.15
Payment	02/20/2018	Batch ...	Fort Cobb Fuel Auth...		1181 · Money ...		568.79	165,938.36
Payment	02/20/2018	Batch ...	Fort Cobb Fuel Auth...		1181 · Money ...		1,543.75	164,394.61
Payment	02/20/2018	DHS	Fort Cobb Fuel Auth...		1107 · Checkin...		190.00	164,204.61
General Journal	02/20/2018	180220	Fort Cobb Fuel Auth...	Desposit in Er...	1191 · Dep. in ...	95.00		164,299.61
Payment	02/21/2018	Batch ...	Fort Cobb Fuel Auth...		1107 · Checkin...		19,966.40	144,333.21
Payment	02/21/2018	Batch ...	Fort Cobb Fuel Auth...		1107 · Checkin...		1,529.28	142,803.93
Payment	02/21/2018	Batch ...	Fort Cobb Fuel Auth...		1121 · Deposit ...		342.14	142,461.79
Payment	02/21/2018	Batch ...	Fort Cobb Fuel Auth...		1122 · Deposit ...		19.51	142,442.28
Payment	02/21/2018	Batch ...	Fort Cobb Fuel Auth...		1181 · Money ...		79.99	142,362.29
Payment	02/21/2018	Batch ...	Fort Cobb Fuel Auth...		1181 · Money ...		90.00	142,272.29
Payment	02/21/2018	Batch ...	Fort Cobb Fuel Auth...		1181 · Money ...		222.87	142,049.42
Check	02/21/2018	1719	Fort Cobb Fuel Auth...	meter deposit...	1107 · Checkin...	60.35		142,109.77
Payment	02/21/2018	Batch ...	Fort Cobb Fuel Auth...		1125 · Deposit ...		2,568.26	139,541.51
Payment	02/23/2018	Batch ...	Fort Cobb Fuel Auth...		1125 · Deposit ...		2,304.38	137,237.13
Payment	02/23/2018	Batch ...	Fort Cobb Fuel Auth...		1107 · Checkin...		10,634.24	126,602.89
Payment	02/23/2018	Batch .6	Fort Cobb Fuel Auth...		1107 · Checkin...		2,178.34	124,424.55
Payment	02/23/2018	Batch ...	Fort Cobb Fuel Auth...		1107 · Checkin...		2,743.51	121,681.04
Payment	02/23/2018	Batch ...	Fort Cobb Fuel Auth...		1121 · Deposit ...		573.34	121,107.70
Payment	02/23/2018	Batch ...	Fort Cobb Fuel Auth...		1122 · Deposit ...		150.09	120,957.61
Payment	02/23/2018	Batch ...	Fort Cobb Fuel Auth...		1122 · Deposit ...		658.63	120,298.98
Payment	02/23/2018	Batch ...	Fort Cobb Fuel Auth...		1126 · Deposit ...		506.87	119,792.11
Payment	02/23/2018	Batch ...	Fort Cobb Fuel Auth...		1181 · Money ...		710.67	119,081.44
Payment	02/23/2018	Batch ...	Fort Cobb Fuel Auth...		1125 · Deposit ...		2,553.26	116,528.18
Payment	02/26/2018	Batch ...	Fort Cobb Fuel Auth...		1107 · Checkin...		17,236.39	99,291.79
Payment	02/26/2018	Batch ...	Fort Cobb Fuel Auth...		1107 · Checkin...		9,261.28	90,030.51
Payment	02/26/2018	Batch ...	Fort Cobb Fuel Auth...		1121 · Deposit ...		40.75	89,989.76
Payment	02/26/2018	Batch ...	Fort Cobb Fuel Auth...		1121 · Deposit ...		635.74	89,354.02
Payment	02/26/2018	Batch ...	Fort Cobb Fuel Auth...		1181 · Money ...		377.43	88,976.59
Payment	02/26/2018	Batch ...	Fort Cobb Fuel Auth...		1181 · Money ...		265.78	88,710.81
Payment	02/26/2018	Batch ...	Fort Cobb Fuel Auth...		1125 · Deposit ...		2,626.08	86,084.73
Payment	02/27/2018	Batch ...	Fort Cobb Fuel Auth...		1107 · Checkin...		4,698.79	81,385.94
Payment	02/27/2018	Batch ...	Fort Cobb Fuel Auth...		1107 · Checkin...		3,328.39	78,057.55
Payment	02/27/2018	Batch ...	Fort Cobb Fuel Auth...		1122 · Deposit ...		80.11	77,977.44

Fort Cobb Fuel Authority
General Ledger
As of December 31, 2018

Type	Date	Num	Name	Memo	Split	Debit	Credit	Balance
Payment	02/27/2018	Batch ...	Fort Cobb Fuel Auth...		1181 · Money ...		1,271.46	76,705.98
General Journal	02/27/2018	180218	Fort Cobb Fuel Auth...	Pearcy adj	488 · Penalties...		3.56	76,702.42
General Journal	02/27/2018	180219	Fort Cobb Fuel Auth...	Lonnie King	414.95 · Irrigati...	200.00		76,902.42
General Journal	02/27/2018	180220	Fort Cobb Fuel Auth...	Lourdes Gonz...	480.01 · Resid...		190.55	76,711.87
General Journal	02/28/2018	180301	Fort Cobb Fuel Auth...	Multi-Meter A...	481.41 · Agricu...		57.25	76,654.62
Payment	02/28/2018	Batch ...	Fort Cobb Fuel Auth...		1107 · Checkin...		2,499.00	74,155.62
Payment	02/28/2018	Batch ...	Fort Cobb Fuel Auth...		1107 · Checkin...		841.34	73,314.28
Payment	02/28/2018	Batch ...	Fort Cobb Fuel Auth...		1121 · Deposit ...		230.84	73,083.44
Payment	02/28/2018	Batch ...	Fort Cobb Fuel Auth...		1122 · Deposit ...		430.13	72,653.31
Payment	02/28/2018	Batch ...	Fort Cobb Fuel Auth...		1181 · Money ...		291.00	72,362.31
Payment	02/28/2018	Batch ...	Fort Cobb Fuel Auth...		1125 · Deposit ...		1,570.23	70,792.08
General Journal	02/28/2018	180301	Fort Cobb Fuel Auth...	penalty calcul...	488 · Penalties...	1,191.68		71,983.76
General Journal	02/28/2018	180301	Fort Cobb Fuel Auth...	3/1/18 billing	480.01 · Resid...	331,760.27		403,744.03
General Journal	02/28/2018	180301	Fort Cobb Fuel Auth...	Feb 2/2 -2/28 ...	481.11 · Com...	56.66		403,800.69
General Journal	02/28/2018	180222	Fort Cobb Fuel Auth...	collection/rec...	488 · Penalties...	375.00		404,175.69
General Journal	02/28/2018	180228	Fort Cobb Fuel Auth...	Brenda Edwar...	1126 · Deposit ...	163.87		404,339.56
General Journal	03/01/2018	180301	Fort Cobb Fuel Auth...	Natural Gas B...	812 · Gas use...		1,122.65	403,216.91
General Journal	03/01/2018	180301	Fort Cobb Fuel Auth...	Adj level pay	2415 · Level P...		6,085.87	397,131.04
Payment	03/01/2018	Batch ...	Fort Cobb Fuel Auth...		1107 · Checkin...		1,676.53	395,454.51
Payment	03/01/2018	Batch ...	Fort Cobb Fuel Auth...		1107 · Checkin...		1,752.54	393,701.97
Payment	03/01/2018	Batch ...	Fort Cobb Fuel Auth...		1122 · Deposit ...		514.65	393,187.32
Payment	03/01/2018	Batch ...	Fort Cobb Fuel Auth...		1181 · Money ...		367.84	392,819.48
Payment	03/01/2018	Batch ...	Fort Cobb Fuel Auth...		1125 · Deposit ...		1,784.57	391,034.91
General Journal	03/01/2018	180217	Fort Cobb Fuel Auth...	Peterman, error	480.01 · Resid...	199.62		391,234.53
General Journal	03/01/2018	180407	Fort Cobb Fuel Auth...	Brittney Scott-...	480.01 · Resid...		85.20	391,149.33
General Journal	03/01/2018	180414	Fort Cobb Fuel Auth...	Joshua Cann...	480.01 · Resid...		81.62	391,067.71
General Journal	03/01/2018	18052...	Fort Cobb Fuel Auth...	Craig Kenned...	480.01 · Resid...	706.09		391,773.80
Payment	03/02/2018	Batch ...	Fort Cobb Fuel Auth...		1107 · Checkin...		1,830.07	389,943.73
Payment	03/02/2018	Batch ...	Fort Cobb Fuel Auth...		1107 · Checkin...		2,808.32	387,135.41
Payment	03/05/2018	Batch ...	Fort Cobb Fuel Auth...		1107 · Checkin...		5,663.33	381,472.08
Payment	03/05/2018	Batch ...	Fort Cobb Fuel Auth...		1107 · Checkin...		2,185.84	379,286.24
Payment	03/05/2018	Batch ...	Fort Cobb Fuel Auth...		1121 · Deposit ...		396.18	378,890.06
Payment	03/05/2018	Batch ...	Fort Cobb Fuel Auth...		1122 · Deposit ...		237.19	378,652.87
Payment	03/05/2018	Batch ...	Fort Cobb Fuel Auth...		1122 · Deposit ...		40.00	378,612.87
General Journal	03/05/2018	180223	Fort Cobb Fuel Auth...	Write Off Bad...	904 · Bad Debt		2,136.43	376,476.44
Payment	03/06/2018	Batch ...	Fort Cobb Fuel Auth...		1121 · Deposit ...		1,989.57	374,486.87
Payment	03/06/2018	Batch ...	Fort Cobb Fuel Auth...		1122 · Deposit ...		295.27	374,191.60
Payment	03/06/2018	Batch ...	Fort Cobb Fuel Auth...		1125 · Deposit ...		4,526.36	369,665.24
Payment	03/06/2018	Batch ...	Fort Cobb Fuel Auth...		1181 · Money ...		38.10	369,627.14
Payment	03/06/2018	Batch ...	Fort Cobb Fuel Auth...		1181 · Money ...		126.11	369,501.03
Payment	03/06/2018	Batch ...	Fort Cobb Fuel Auth...		1181 · Money ...		1,498.10	368,002.93
Payment	03/06/2018	Batch ...	Fort Cobb Fuel Auth...		1107 · Checkin...		11,604.97	356,397.96
Payment	03/06/2018	Batch ...	Fort Cobb Fuel Auth...		1107 · Checkin...		3,874.99	352,522.97
Payment	03/07/2018	Batch ...	Fort Cobb Fuel Auth...		1107 · Checkin...		13,160.13	339,362.84
Payment	03/07/2018	Batch ...	Fort Cobb Fuel Auth...		1107 · Checkin...		2,534.83	336,828.01
Payment	03/07/2018	Batch ...	Fort Cobb Fuel Auth...		1121 · Deposit ...		300.66	336,527.35
Payment	03/07/2018	Batch ...	Fort Cobb Fuel Auth...		1122 · Deposit ...		582.38	335,944.97
Payment	03/07/2018	Batch ...	Fort Cobb Fuel Auth...		1181 · Money ...		846.13	335,098.84
Payment	03/07/2018	Batch ...	Fort Cobb Fuel Auth...		1126 · Deposit ...		163.63	334,935.21

Fort Cobb Fuel Authority
General Ledger
As of December 31, 2018

Type	Date	Num	Name	Memo	Split	Debit	Credit	Balance
General Journal	03/07/2018	180413	Fort Cobb Fuel Auth...	Sandrs Drake...	904 · Bad Debt	713.76		335,648.97
Payment	03/08/2018	Batch ...	Fort Cobb Fuel Auth...		1107 · Checkin...		26,596.74	309,052.23
Payment	03/08/2018	Batch ...	Fort Cobb Fuel Auth...		1107 · Checkin...		1,692.92	307,359.31
Payment	03/08/2018	Batch ...	Fort Cobb Fuel Auth...		1121 · Deposit ...		1,069.64	306,289.67
Payment	03/08/2018	Batch ...	Fort Cobb Fuel Auth...		1181 · Money ...		654.10	305,635.57
Payment	03/09/2018	Batch ...	Fort Cobb Fuel Auth...		1107 · Checkin...		19,558.64	286,076.93
Payment	03/09/2018	Batch ...	Fort Cobb Fuel Auth...		1107 · Checkin...		767.62	285,309.31
Payment	03/09/2018	Batch ...	Fort Cobb Fuel Auth...		1121 · Deposit ...		114.51	285,194.80
Payment	03/09/2018	Batch ...	Fort Cobb Fuel Auth...		1122 · Deposit ...		431.75	284,763.05
Payment	03/09/2018	Batch ...	Fort Cobb Fuel Auth...		1125 · Deposit ...		2,019.44	282,743.61
Payment	03/09/2018	Batch ...	Fort Cobb Fuel Auth...		1181 · Money ...		19.80	282,723.81
Payment	03/09/2018	Batch ...	Fort Cobb Fuel Auth...		1181 · Money ...		261.92	282,461.89
Payment	03/12/2018	Batch ...	Fort Cobb Fuel Auth...		1107 · Checkin...		38,149.97	244,311.92
Payment	03/12/2018	Batch ...	Fort Cobb Fuel Auth...		1107 · Checkin...		2,868.01	241,443.91
Payment	03/12/2018	Batch ...	Fort Cobb Fuel Auth...		1121 · Deposit ...		481.15	240,962.76
Payment	03/12/2018	Batch ...	Fort Cobb Fuel Auth...		1122 · Deposit ...		107.52	240,855.24
Payment	03/12/2018	Batch ...	Fort Cobb Fuel Auth...		1181 · Money ...		285.19	240,570.05
Payment	03/13/2018	Batch ...	Fort Cobb Fuel Auth...		1107 · Checkin...		587.95	239,982.10
Payment	03/13/2018	Batch ...	Fort Cobb Fuel Auth...		1107 · Checkin...		3,770.89	236,211.21
Deposit	03/14/2018	ACH	Fort Cobb Fuel Auth...	Bank Draft	1107 · Checkin...		18,401.96	217,809.25
Payment	03/14/2018	Batch ...	Fort Cobb Fuel Auth...		1107 · Checkin...		992.02	216,817.23
Payment	03/14/2018	Batch ...	Fort Cobb Fuel Auth...		1107 · Checkin...		27,435.97	189,381.26
Payment	03/14/2018	Batch ...	Fort Cobb Fuel Auth...		1121 · Deposit ...		670.47	188,710.79
Payment	03/14/2018	Batch ...	Fort Cobb Fuel Auth...		1122 · Deposit ...		661.65	188,049.14
Payment	03/14/2018	Batch ...	Fort Cobb Fuel Auth...		1125 · Deposit ...		3,409.49	184,639.65
Payment	03/14/2018	Batch ...	Fort Cobb Fuel Auth...		1181 · Money ...		255.98	184,383.67
Payment	03/14/2018	Batch ...	Fort Cobb Fuel Auth...		1181 · Money ...		622.87	183,760.80
Payment	03/15/2018	Batch ...	Fort Cobb Fuel Auth...		1107 · Checkin...		5,683.25	178,077.55
Payment	03/15/2018	Batch ...	Fort Cobb Fuel Auth...		1107 · Checkin...		2,085.28	175,992.27
Payment	03/15/2018	Batch ...	Fort Cobb Fuel Auth...		1121 · Deposit ...		1,518.22	174,474.05
Payment	03/15/2018	Batch ...	Fort Cobb Fuel Auth...		1122 · Deposit ...		1,021.23	173,452.82
Payment	03/15/2018	Batch ...	Fort Cobb Fuel Auth...		1181 · Money ...		322.06	173,130.76
Payment	03/16/2018	Batch ...	Fort Cobb Fuel Auth...		1107 · Checkin...		21,442.82	151,687.94
Payment	03/16/2018	Batch ...	Fort Cobb Fuel Auth...		1107 · Checkin...		3,208.04	148,479.90
Payment	03/16/2018	Batch ...	Fort Cobb Fuel Auth...		1121 · Deposit ...		409.45	148,070.45
Payment	03/16/2018	Batch ...	Fort Cobb Fuel Auth...		1121 · Deposit ...		745.72	147,324.73
Payment	03/16/2018	Batch ...	Fort Cobb Fuel Auth...		1122 · Deposit ...		317.40	147,007.33
Payment	03/16/2018	Batch ...	Fort Cobb Fuel Auth...		1125 · Deposit ...		3,125.76	143,881.57
Payment	03/16/2018	Batch ...	Fort Cobb Fuel Auth...		1181 · Money ...		248.11	143,633.46
Payment	03/19/2018	Batch ...	Fort Cobb Fuel Auth...		1107 · Checkin...		5,814.70	137,818.76
Payment	03/19/2018	Batch ...	Fort Cobb Fuel Auth...		1107 · Checkin...		1,907.03	135,911.73
Payment	03/19/2018	Batch ...	Fort Cobb Fuel Auth...		1121 · Deposit ...		858.55	135,053.18
Payment	03/19/2018	Batch ...	Fort Cobb Fuel Auth...		1122 · Deposit ...		100.81	134,952.37
Payment	03/19/2018	Batch ...	Fort Cobb Fuel Auth...		1181 · Money ...		68.00	134,884.37
Payment	03/20/2018	Batch ...	Fort Cobb Fuel Auth...		1107 · Checkin...		8,586.75	126,297.62
Payment	03/20/2018	Batch ...	Fort Cobb Fuel Auth...		1107 · Checkin...		2,458.18	123,839.44
Payment	03/20/2018	Batch ...	Fort Cobb Fuel Auth...		1181 · Money ...		466.96	123,372.48
Payment	03/20/2018	Batch ...	Fort Cobb Fuel Auth...		1181 · Money ...		686.97	122,685.51
Payment	03/20/2018	Batch ...	Fort Cobb Fuel Auth...		1125 · Deposit ...		3,147.63	119,537.88

Fort Cobb Fuel Authority
General Ledger
As of December 31, 2018

Type	Date	Num	Name	Memo	Split	Debit	Credit	Balance
Payment	03/21/2018	Batch ...	Fort Cobb Fuel Auth...		1107 · Checkin...		5,879.52	113,658.36
Payment	03/21/2018	Batch ...	Fort Cobb Fuel Auth...		1107 · Checkin...		2,857.47	110,800.89
Payment	03/21/2018	Batch ...	Fort Cobb Fuel Auth...		1121 · Deposit ...		762.85	110,038.04
Payment	03/21/2018	Batch ...	Fort Cobb Fuel Auth...		1181 · Money ...		90.00	109,948.04
General Journal	03/21/2018	180321	Fort Cobb Fuel Auth...	Dwayne Harv...	488 · Penalties...	100.00		110,048.04
General Journal	03/21/2018	180322	Fort Cobb Fuel Auth...	Dallas Horn - ...	488 · Penalties...	50.00		110,098.04
General Journal	03/21/2018	180323	Fort Cobb Fuel Auth...	Meghann Rus...	488 · Penalties...	0.29		110,098.33
General Journal	03/21/2018	180324	Fort Cobb Fuel Auth...	Green, Stewa...	488 · Penalties...		50.01	110,048.32
Payment	03/22/2018	Batch ...	Fort Cobb Fuel Auth...		1107 · Checkin...		12,610.21	97,438.11
Payment	03/22/2018	Batch ...	Fort Cobb Fuel Auth...		1107 · Checkin...		2,432.10	95,006.01
Payment	03/22/2018	Batch ...	Fort Cobb Fuel Auth...		1122 · Deposit ...		512.34	94,493.67
Payment	03/22/2018	Batch ...	Fort Cobb Fuel Auth...		1181 · Money ...		718.77	93,774.90
Payment	03/23/2018	Batch ...	Fort Cobb Fuel Auth...		1107 · Checkin...		12,341.89	81,433.01
Payment	03/23/2018	Batch ...	Fort Cobb Fuel Auth...		1107 · Checkin...		2,492.44	78,940.57
Payment	03/23/2018	Batch ...	Fort Cobb Fuel Auth...		1121 · Deposit ...		312.24	78,628.33
Payment	03/23/2018	Batch ...	Fort Cobb Fuel Auth...		1181 · Money ...		38.81	78,589.52
Payment	03/23/2018	Batch ...	Fort Cobb Fuel Auth...		1125 · Deposit ...		2,164.41	76,425.11
Payment	03/26/2018	Batch ...	Fort Cobb Fuel Auth...		1107 · Checkin...		2,589.20	73,835.91
Payment	03/26/2018	Batch ...	Fort Cobb Fuel Auth...		1107 · Checkin...		6,347.31	67,488.60
Payment	03/26/2018	Batch ...	Fort Cobb Fuel Auth...		1121 · Deposit ...		599.17	66,889.43
Payment	03/26/2018	Batch ...	Fort Cobb Fuel Auth...		1122 · Deposit ...		175.18	66,714.25
Payment	03/26/2018	Batch ...	Fort Cobb Fuel Auth...		1181 · Money ...		222.16	66,492.09
General Journal	03/26/2018	180326	Fort Cobb Fuel Auth...	Lonnie King	414.94 · Engin...	60.00		66,552.09
Payment	03/27/2018	Batch ...	Fort Cobb Fuel Auth...		1107 · Checkin...		1,521.50	65,030.59
Payment	03/27/2018	Batch ...	Fort Cobb Fuel Auth...		1107 · Checkin...		1,500.94	63,529.65
Payment	03/27/2018	Batch ...	Fort Cobb Fuel Auth...		1122 · Deposit ...		845.07	62,684.58
Payment	03/27/2018	Batch ...	Fort Cobb Fuel Auth...		1181 · Money ...		788.22	61,896.36
Payment	03/27/2018	Batch ...	Fort Cobb Fuel Auth...		1125 · Deposit ...		1,406.31	60,490.05
General Journal	03/27/2018	171232	Fort Cobb Fuel Auth...	David Mullins-...	488 · Penalties...	0.21		60,490.26
Check	03/27/2018	1730	Fort Cobb Fuel Auth...	Over Paymen...	1107 · Checkin...	61.85		60,552.11
Payment	03/28/2018	Batch ...	Fort Cobb Fuel Auth...		1107 · Checkin...		892.48	59,659.63
Payment	03/28/2018	Batch ...	Fort Cobb Fuel Auth...		1107 · Checkin...		448.99	59,210.64
Payment	03/28/2018	Batch ...	Fort Cobb Fuel Auth...		1122 · Deposit ...		152.00	59,058.64
General Journal	03/28/2018	180410	Fort Cobb Fuel Auth...	Richard PErry...	488 · Penalties...	50.00		59,108.64
Payment	03/29/2018	Batch ...	Fort Cobb Fuel Auth...		1107 · Checkin...		4,249.23	54,859.41
Payment	03/29/2018	Batch ...	Fort Cobb Fuel Auth...		1107 · Checkin...		1,336.42	53,522.99
Payment	03/29/2018	Batch ...	Fort Cobb Fuel Auth...		1122 · Deposit ...		278.92	53,244.07
Payment	03/29/2018	Batch ...	Fort Cobb Fuel Auth...		1181 · Money ...		114.47	53,129.60
Payment	03/29/2018	Batch ...	Fort Cobb Fuel Auth...		1125 · Deposit ...		925.61	52,203.99
General Journal	03/29/2018	180409	Fort Cobb Fuel Auth...	Levine Harjo-...	488 · Penalties...	50.00		52,253.99
General Journal	03/31/2018	180331	Fort Cobb Fuel Auth...	Multi-Meter A...	481.41 · Agricu...		22.99	52,231.00
General Journal	03/31/2018	180401	Fort Cobb Fuel Auth...	penalty calcul...	488 · Penalties...	779.01		53,010.01
General Journal	03/31/2018	180401	Fort Cobb Fuel Auth...	4/1/18 billing	480.01 · Resid...	234,752.35		287,762.36
General Journal	03/31/2018	180401	Fort Cobb Fuel Auth...	Mar 3/2 -3/31 ...	481.11 · Com...	388.97		288,151.33
General Journal	03/31/2018	180401	Fort Cobb Fuel Auth...	Natural Gas B...	812 · Gas use...		810.22	287,341.11
General Journal	04/01/2018	180401	Fort Cobb Fuel Auth...	Adj level pay	2415 · Level P...		2,814.04	284,527.07
Payment	04/02/2018	Batch ...	Fort Cobb Fuel Auth...		1107 · Checkin...		2,109.48	282,417.59
Payment	04/02/2018	Batch ...	Fort Cobb Fuel Auth...		1107 · Checkin...		392.28	282,025.31
Payment	04/02/2018	Batch ...	Fort Cobb Fuel Auth...		1121 · Deposit ...		226.91	281,798.40

Fort Cobb Fuel Authority
General Ledger
As of December 31, 2018

Type	Date	Num	Name	Memo	Split	Debit	Credit	Balance
Payment	04/02/2018	Batch ...	Fort Cobb Fuel Auth...		1121 · Deposit ...		204.11	281,594.29
Payment	04/02/2018	Batch ...	Fort Cobb Fuel Auth...		1122 · Deposit ...		833.85	280,760.44
Payment	04/02/2018	Batch ...	Fort Cobb Fuel Auth...		1126 · Deposit ...		360.14	280,400.30
Payment	04/03/2018	Batch ...	Fort Cobb Fuel Auth...		1107 · Checkin...		1,035.48	279,364.82
Payment	04/03/2018	Batch ...	Fort Cobb Fuel Auth...		1107 · Checkin...		1,365.59	277,999.23
Payment	04/03/2018	Batch ...	Fort Cobb Fuel Auth...		1121 · Deposit ...		314.00	277,685.23
Payment	04/03/2018	Batch ...	Fort Cobb Fuel Auth...		1181 · Money ...		380.00	277,305.23
General Journal	04/03/2018	180412	Fort Cobb Fuel Auth...	Barbara Woo...	488 · Penalties...	50.00		277,355.23
Payment	04/04/2018	Batch ...	Fort Cobb Fuel Auth...		1107 · Checkin...		297.74	277,057.49
Payment	04/04/2018	Batch ...	Fort Cobb Fuel Auth...		1107 · Checkin...		1,657.68	275,399.81
Payment	04/04/2018	Batch ...	Fort Cobb Fuel Auth...		1121 · Deposit ...		189.00	275,210.81
Payment	04/04/2018	Batch ...	Fort Cobb Fuel Auth...		1125 · Deposit ...		406.85	274,803.96
Payment	04/05/2018	Batch ...	Fort Cobb Fuel Auth...		1107 · Checkin...		374.43	274,429.53
Payment	04/05/2018	Batch ...	Fort Cobb Fuel Auth...		1107 · Checkin...		922.19	273,507.34
Payment	04/05/2018	Batch ...	Fort Cobb Fuel Auth...		1122 · Deposit ...		82.21	273,425.13
Payment	04/06/2018	Batch ...	Fort Cobb Fuel Auth...		1107 · Checkin...		164.55	273,260.58
Payment	04/06/2018	Batch ...	Fort Cobb Fuel Auth...		1107 · Checkin...		947.60	272,312.98
Payment	04/06/2018	Batch ...	Fort Cobb Fuel Auth...		1121 · Deposit ...		75.04	272,237.94
Payment	04/06/2018	Batch ...	Fort Cobb Fuel Auth...		1122 · Deposit ...		481.93	271,756.01
Payment	04/09/2018	Batch ...	Fort Cobb Fuel Auth...		1107 · Checkin...		6,277.74	265,478.27
Payment	04/09/2018	Batch ...	Fort Cobb Fuel Auth...		1107 · Checkin...		1,468.94	264,009.33
Payment	04/09/2018	Batch ...	Fort Cobb Fuel Auth...		1121 · Deposit ...		411.41	263,597.92
Payment	04/09/2018	Batch ...	Fort Cobb Fuel Auth...		1122 · Deposit ...		356.61	263,241.31
Payment	04/09/2018	Batch ...	Fort Cobb Fuel Auth...		1181 · Money ...		208.74	263,032.57
Payment	04/09/2018	Batch ...	Fort Cobb Fuel Auth...		1125 · Deposit ...		1,033.28	261,999.29
Payment	04/10/2018	Batch ...	Fort Cobb Fuel Auth...		1107 · Checkin...		13,551.26	248,448.03
Payment	04/10/2018	Batch ...	Fort Cobb Fuel Auth...		1107 · Checkin...		2,640.99	245,807.04
Payment	04/10/2018	Batch ...	Fort Cobb Fuel Auth...		1121 · Deposit ...		27.18	245,779.86
Payment	04/10/2018	Batch ...	Fort Cobb Fuel Auth...		1126 · Deposit ...		710.00	245,069.86
Payment	04/10/2018	Batch ...	Fort Cobb Fuel Auth...		1181 · Money ...		71.15	244,998.71
Payment	04/10/2018	Batch ...	Fort Cobb Fuel Auth...		1181 · Money ...		303.75	244,694.96
General Journal	04/10/2018	180403	Fort Cobb Fuel Auth...	Stanley Carpe...	488 · Penalties...	50.00		244,744.96
Payment	04/11/2018	Batch ...	Fort Cobb Fuel Auth...		1107 · Checkin...		14,752.71	229,992.25
Payment	04/11/2018	Batch ...	Fort Cobb Fuel Auth...		1107 · Checkin...		684.75	229,307.50
Payment	04/11/2018	Batch ...	Fort Cobb Fuel Auth...		1121 · Deposit ...		383.05	228,924.45
Payment	04/11/2018	Batch ...	Fort Cobb Fuel Auth...		1121 · Deposit ...		771.68	228,152.77
Payment	04/11/2018	Batch ...	Fort Cobb Fuel Auth...		1122 · Deposit ...		19.51	228,133.26
Payment	04/11/2018	Batch ...	Fort Cobb Fuel Auth...		1181 · Money ...		2,422.38	225,710.88
Payment	04/11/2018	Batch	Fort Cobb Fuel Auth...		1125 · Deposit ...		2,371.20	223,339.68
Payment	04/12/2018	Batch ...	Fort Cobb Fuel Auth...		1107 · Checkin...		9,970.11	213,369.57
Payment	04/12/2018	Batch ...	Fort Cobb Fuel Auth...		1107 · Checkin...		958.27	212,411.30
Payment	04/12/2018	Batch ...	Fort Cobb Fuel Auth...		1121 · Deposit ...		563.84	211,847.46
Payment	04/12/2018	Batch ...	Fort Cobb Fuel Auth...		1181 · Money ...		34.28	211,813.18
Payment	04/12/2018	Batch ...	Fort Cobb Fuel Auth...		1181 · Money ...		95.58	211,717.60
Payment	04/12/2018	Batch ...	Fort Cobb Fuel Auth...		1181 · Money ...		427.56	211,290.04
General Journal	04/12/2018	180407	Fort Cobb Fuel Auth...	Roy Varnell Jr...	488 · Penalties...	50.00		211,340.04
Deposit	04/12/2018	ACH	Fort Cobb Fuel Auth...	Bank Draft	1107 · Checkin...		12,236.46	199,103.58
Payment	04/13/2018	Batch ...	Fort Cobb Fuel Auth...		1107 · Checkin...		9,650.76	189,452.82
Payment	04/13/2018	Batch ...	Fort Cobb Fuel Auth...		1107 · Checkin...		3,130.95	186,321.87

Fort Cobb Fuel Authority
General Ledger
As of December 31, 2018

Type	Date	Num	Name	Memo	Split	Debit	Credit	Balance
Payment	04/13/2018	Batch ...	Fort Cobb Fuel Auth...		1121 · Deposit ...		416.94	185,904.93
Payment	04/13/2018	Batch ...	Fort Cobb Fuel Auth...		1122 · Deposit ...		48.95	185,855.98
Payment	04/13/2018	Batch ...	Fort Cobb Fuel Auth...		1181 · Money ...		257.67	185,598.31
Payment	04/13/2018	Batch ...	Fort Cobb Fuel Auth...		1125 · Deposit ...		4,117.28	181,481.03
Payment	04/16/2018	Batch ...	Fort Cobb Fuel Auth...		1107 · Checkin...		27,269.82	154,211.21
Payment	04/16/2018	Batch ...	Fort Cobb Fuel Auth...		1107 · Checkin...		2,016.06	152,195.15
Payment	04/16/2018	Batch ...	Fort Cobb Fuel Auth...		1121 · Deposit ...		35.00	152,160.15
Payment	04/16/2018	Batch ...	Fort Cobb Fuel Auth...		1121 · Deposit ...		648.46	151,511.69
Payment	04/16/2018	Batch ...	Fort Cobb Fuel Auth...		1122 · Deposit ...		430.84	151,080.85
Payment	04/16/2018	Batch ...	Fort Cobb Fuel Auth...		1181 · Money ...		282.31	150,798.54
General Journal	04/16/2018	180409	Fort Cobb Fuel Auth...	Ryan C Bleh...	904 · Bad Debt	369.26		151,167.80
Payment	04/17/2018	Batch ...	Fort Cobb Fuel Auth...		1107 · Checkin...		5,667.91	145,499.89
Payment	04/17/2018	Batch ...	Fort Cobb Fuel Auth...		1107 · Checkin...		3,049.89	142,450.00
Payment	04/17/2018	Batch ...	Fort Cobb Fuel Auth...		1122 · Deposit ...		189.23	142,260.77
Payment	04/17/2018	Batch ...	Fort Cobb Fuel Auth...		1181 · Money ...		95.00	142,165.77
Payment	04/17/2018	Batch ...	Fort Cobb Fuel Auth...		1181 · Money ...		687.42	141,478.35
Payment	04/17/2018	Batch	Fort Cobb Fuel Auth...		1125 · Deposit ...		2,938.76	138,539.59
Payment	04/18/2018	Batch ...	Fort Cobb Fuel Auth...		1107 · Checkin...		8,260.76	130,278.83
Payment	04/18/2018	Batch ...	Fort Cobb Fuel Auth...		1107 · Checkin...		883.67	129,395.16
Payment	04/18/2018	Batch ...	Fort Cobb Fuel Auth...		1121 · Deposit ...		119.95	129,275.21
Payment	04/18/2018	Batch ...	Fort Cobb Fuel Auth...		1122 · Deposit ...		110.32	129,164.89
Payment	04/18/2018	Batch ...	Fort Cobb Fuel Auth...		1181 · Money ...		820.80	128,344.09
Payment	04/19/2018	Batch ...	Fort Cobb Fuel Auth...		1107 · Checkin...		7,112.33	121,231.76
Payment	04/19/2018	Batch ...	Fort Cobb Fuel Auth...		1107 · Checkin...		345.44	120,886.32
Payment	04/19/2018	Batch ...	Fort Cobb Fuel Auth...		1121 · Deposit ...		1,121.06	119,765.26
Payment	04/19/2018	Batch ...	Fort Cobb Fuel Auth...		1181 · Money ...		196.02	119,569.24
Payment	04/19/2018	Batch ...	Fort Cobb Fuel Auth...		1125 · Deposit ...		1,241.92	118,327.32
General Journal	04/19/2018	180506	Fort Cobb Fuel Auth...	Payment Coll...	488 · Penalties...	50.00		118,377.32
Payment	04/20/2018	Batch ...	Fort Cobb Fuel Auth...		1107 · Checkin...		9,223.44	109,153.88
Payment	04/20/2018	Batch ...	Fort Cobb Fuel Auth...		1107 · Checkin...		901.98	108,251.90
Payment	04/20/2018	Batch ...	Fort Cobb Fuel Auth...		1122 · Deposit ...		80.41	108,171.49
Payment	04/20/2018	Batch ...	Fort Cobb Fuel Auth...		1122 · Deposit ...		56.81	108,114.68
Payment	04/20/2018	Batch ...	Fort Cobb Fuel Auth...		1181 · Money ...		240.03	107,874.65
General Journal	04/20/2018	180502	Fort Cobb Fuel Auth...	Alvarez Acct#...	488 · Penalties...	50.00		107,924.65
Payment	04/23/2018	Batch ...	Fort Cobb Fuel Auth...		1107 · Checkin...		17,305.90	90,618.75
Payment	04/23/2018	Batch ...	Fort Cobb Fuel Auth...		1107 · Checkin...		1,996.48	88,622.27
Payment	04/23/2018	Batch ...	Fort Cobb Fuel Auth...		1122 · Deposit ...		529.07	88,093.20
Payment	04/23/2018	Batch ...	Fort Cobb Fuel Auth...		1122 · Deposit ...		455.42	87,637.78
Payment	04/23/2018	Batch ...	Fort Cobb Fuel Auth...		1181 · Money ...		42.25	87,595.53
Payment	04/23/2018	Batch ...	Fort Cobb Fuel Auth...		1181 · Money ...		269.16	87,326.37
Payment	04/24/2018	Batch ...	Fort Cobb Fuel Auth...		1107 · Checkin...		387.40	86,938.97
Payment	04/24/2018	Batch ...	Fort Cobb Fuel Auth...		1107 · Checkin...		4,824.14	82,114.83
Payment	04/24/2018	Batch ...	Fort Cobb Fuel Auth...		1121 · Deposit ...		245.79	81,869.04
Payment	04/24/2018	Batch ...	Fort Cobb Fuel Auth...		1121 · Deposit ...		791.58	81,077.46
Payment	04/24/2018	Batch ...	Fort Cobb Fuel Auth...		1122 · Deposit ...		112.26	80,965.20
Payment	04/24/2018	Batch ...	Fort Cobb Fuel Auth...		1125 · Deposit ...		1,806.37	79,158.83
Payment	04/25/2018	Batch ...	Fort Cobb Fuel Auth...		1107 · Checkin...		7,281.69	71,877.14
Payment	04/25/2018	Batch ...	Fort Cobb Fuel Auth...		1107 · Checkin...		800.37	71,076.77
Payment	04/25/2018	Batch ...	Fort Cobb Fuel Auth...		1122 · Deposit ...		374.92	70,701.85

Fort Cobb Fuel Authority
General Ledger
As of December 31, 2018

Type	Date	Num	Name	Memo	Split	Debit	Credit	Balance
Payment	04/25/2018	Batch ...	Fort Cobb Fuel Auth...		1181 · Money ...		138.45	70,563.40
Payment	04/25/2018	Batch ...	Fort Cobb Fuel Auth...		1181 · Money ...		349.52	70,213.88
Payment	04/26/2018	Batch ...	Fort Cobb Fuel Auth...		1107 · Checkin...		1,369.38	68,844.50
Payment	04/26/2018	Batch ...	Fort Cobb Fuel Auth...		1107 · Checkin...		2,343.63	66,500.87
Payment	04/26/2018	Batch ...	Fort Cobb Fuel Auth...		1121 · Deposit ...		271.85	66,229.02
Payment	04/26/2018	Batch ...	Fort Cobb Fuel Auth...		1121 · Deposit ...		1,020.56	65,208.46
Payment	04/26/2018	Batch ...	Fort Cobb Fuel Auth...		1122 · Deposit ...		134.33	65,074.13
Payment	04/26/2018	Batch ...	Fort Cobb Fuel Auth...		1181 · Money ...		190.61	64,883.52
General Journal	04/26/2018	180503	Fort Cobb Fuel Auth...	Edmonds Acc...	488 · Penalties...	50.00		64,933.52
General Journal	04/26/2018	180505	Fort Cobb Fuel Auth...	King Sod Far...	414.94 · Engin...	120.00		65,053.52
Payment	04/27/2018	Batch ...	Fort Cobb Fuel Auth...		1107 · Checkin...		1,016.05	64,037.47
Payment	04/27/2018	Batch ...	Fort Cobb Fuel Auth...		1107 · Checkin...		1,234.96	62,802.51
Payment	04/27/2018	Batch ...	Fort Cobb Fuel Auth...		1121 · Deposit ...		80.79	62,721.72
Payment	04/27/2018	Batch ...	Fort Cobb Fuel Auth...		1122 · Deposit ...		115.89	62,605.83
Payment	04/27/2018	Batch ...	Fort Cobb Fuel Auth...		1181 · Money ...		123.39	62,482.44
Payment	04/27/2018	Batch	Fort Cobb Fuel Auth...		1125 · Deposit ...		1,426.34	61,056.10
Payment	04/30/2018	Batch ...	Fort Cobb Fuel Auth...		1107 · Checkin...		493.24	60,562.86
Payment	04/30/2018	Batch ...	Fort Cobb Fuel Auth...		1107 · Checkin...		1,191.06	59,371.80
Payment	04/30/2018	Batch ...	Fort Cobb Fuel Auth...		1121 · Deposit ...		262.20	59,109.60
Payment	04/30/2018	Batch ...	Fort Cobb Fuel Auth...		1122 · Deposit ...		208.05	58,901.55
General Journal	04/30/2018	180430	Fort Cobb Fuel Auth...	Multi-Meter A...	481.41 · Agricu...		119.66	58,781.89
General Journal	04/30/2018	180501	Fort Cobb Fuel Auth...	5/1/18 billing	480.01 · Resid...	203,100.61		261,882.50
General Journal	04/30/2018	180501	Fort Cobb Fuel Auth...	penalty calcul...	488 · Penalties...	926.69		262,809.19
General Journal	04/30/2018	180501	Fort Cobb Fuel Auth...	Apr 4/2 -4/30 ...	481.11 · Com...		176.46	262,632.73
General Journal	04/30/2018	180501	Fort Cobb Fuel Auth...	Natural Gas B...	812 · Gas use...		555.58	262,077.15
General Journal	04/30/2018	180501	Fort Cobb Fuel Auth...	Adj level pay	2415 · Level P...		520.98	261,556.17
Payment	05/01/2018	Batch ...	Fort Cobb Fuel Auth...		1107 · Checkin...		532.29	261,023.88
Payment	05/01/2018	Batch ...	Fort Cobb Fuel Auth...		1107 · Checkin...		188.86	260,835.02
Payment	05/01/2018	Batch ...	Fort Cobb Fuel Auth...		1122 · Deposit ...		60.23	260,774.79
Payment	05/01/2018	Batch ...	Fort Cobb Fuel Auth...		1126 · Deposit ...		404.34	260,370.45
Payment	05/01/2018	Batch ...	Fort Cobb Fuel Auth...		1181 · Money ...		62.00	260,308.45
Check	05/01/2018	1750	Fort Cobb Fuel Auth...	Joseph Hensl...	1107 · Checkin...	59.52		260,367.97
Check	05/01/2018	1751	Fort Cobb Fuel Auth...	Haley Harriso...	1107 · Checkin...	32.10		260,400.07
Payment	05/02/2018	Batch ...	Fort Cobb Fuel Auth...		1107 · Checkin...		370.22	260,029.85
Payment	05/02/2018	Batch ...	Fort Cobb Fuel Auth...		1107 · Checkin...		1,457.41	258,572.44
Payment	05/02/2018	Batch ...	Fort Cobb Fuel Auth...		1121 · Deposit ...		198.64	258,373.80
Payment	05/02/2018	Batch ...	Fort Cobb Fuel Auth...		1122 · Deposit ...		116.12	258,257.68
Payment	05/02/2018	Batch ...	Fort Cobb Fuel Auth...		1181 · Money ...		80.05	258,177.63
Payment	05/02/2018	Batch ...	Fort Cobb Fuel Auth...		1125 · Deposit ...		560.46	257,617.17
Payment	05/03/2018	Batch ...	Fort Cobb Fuel Auth...		1107 · Checkin...		866.11	256,751.06
Payment	05/03/2018	Batch ...	Fort Cobb Fuel Auth...		1107 · Checkin...		389.14	256,361.92
Payment	05/03/2018	Batch ...	Fort Cobb Fuel Auth...		1122 · Deposit ...		82.21	256,279.71
General Journal	05/04/2018	180504	Fort Cobb Fuel Auth...	Compton Acct...	488 · Penalties...	50.00		256,329.71
Payment	05/04/2018	Batch ...	Fort Cobb Fuel Auth...		1107 · Checkin...		2,344.90	253,984.81
Payment	05/04/2018	Batch ...	Fort Cobb Fuel Auth...		1107 · Checkin...		1,421.54	252,563.27
Payment	05/04/2018	Batch ...	Fort Cobb Fuel Auth...		1121 · Deposit ...		250.00	252,313.27
Payment	05/04/2018	Batch ...	Fort Cobb Fuel Auth...		1122 · Deposit ...		337.83	251,975.44
Payment	05/04/2018	Batch ...	Fort Cobb Fuel Auth...		1181 · Money ...		37.98	251,937.46
Payment	05/07/2018	Batch ...	Fort Cobb Fuel Auth...		1107 · Checkin...		19,792.82	232,144.64

Fort Cobb Fuel Authority
General Ledger
As of December 31, 2018

Type	Date	Num	Name	Memo	Split	Debit	Credit	Balance
Payment	05/07/2018	Batch ...	Fort Cobb Fuel Auth...		1107 · Checkin...		2,464.40	229,680.24
Payment	05/07/2018	Batch ...	Fort Cobb Fuel Auth...		1121 · Deposit ...		139.57	229,540.67
Payment	05/07/2018	Batch ...	Fort Cobb Fuel Auth...		1121 · Deposit ...		660.29	228,880.38
Payment	05/07/2018	Batch ...	Fort Cobb Fuel Auth...		1126 · Deposit ...		508.25	228,372.13
Payment	05/07/2018	Batch ...	Fort Cobb Fuel Auth...		1181 · Money ...		100.00	228,272.13
Payment	05/07/2018	Batch ...	Fort Cobb Fuel Auth...		1181 · Money ...		593.87	227,678.26
Payment	05/08/2018	Batch ...	Fort Cobb Fuel Auth...		1107 · Checkin...		8,012.77	219,665.49
Payment	05/08/2018	Batch ...	Fort Cobb Fuel Auth...		1107 · Checkin...		1,537.93	218,127.56
Payment	05/08/2018	Batch ...	Fort Cobb Fuel Auth...		1122 · Deposit ...		517.45	217,610.11
Payment	05/08/2018	Batch ...	Fort Cobb Fuel Auth...		1181 · Money ...		19.80	217,590.31
Payment	05/08/2018	Batch ...	Fort Cobb Fuel Auth...		1181 · Money ...		472.84	217,117.47
Payment	05/08/2018	Batch ...	Fort Cobb Fuel Auth...		1121 · Deposit ...		950.45	216,167.02
Payment	05/09/2018	Batch ...	Fort Cobb Fuel Auth...		1107 · Checkin...		8,055.03	208,111.99
Payment	05/09/2018	Batch ...	Fort Cobb Fuel Auth...		1107 · Checkin...		743.26	207,368.73
Payment	05/09/2018	Batch ...	Fort Cobb Fuel Auth...		1121 · Deposit ...		312.06	207,056.67
Payment	05/09/2018	Batch ...	Fort Cobb Fuel Auth...		1122 · Deposit ...		185.18	206,871.49
Payment	05/09/2018	Batch ...	Fort Cobb Fuel Auth...		1181 · Money ...		58.25	206,813.24
Payment	05/09/2018	Batch ...	Fort Cobb Fuel Auth...		1181 · Money ...		482.82	206,330.42
Payment	05/09/2018	Batch ...	Fort Cobb Fuel Auth...		1125 · Deposit ...		1,718.88	204,611.54
Payment	05/10/2018	Batch ...	Fort Cobb Fuel Auth...		1107 · Checkin...		6,415.17	198,196.37
Payment	05/10/2018	Batch ...	Fort Cobb Fuel Auth...		1107 · Checkin...		803.77	197,392.60
Payment	05/10/2018	Batch ...	Fort Cobb Fuel Auth...		1121 · Deposit ...		59.73	197,332.87
Payment	05/10/2018	Batch ...	Fort Cobb Fuel Auth...		1122 · Deposit ...		120.00	197,212.87
Payment	05/10/2018	Batch ...	Fort Cobb Fuel Auth...		1181 · Money ...		377.96	196,834.91
Payment	05/11/2018	Batch ...	Fort Cobb Fuel Auth...		1107 · Checkin...		21,688.90	175,146.01
Payment	05/11/2018	Batch ...	Fort Cobb Fuel Auth...		1107 · Checkin...		533.34	174,612.67
Payment	05/11/2018	Batch ...	Fort Cobb Fuel Auth...		1121 · Deposit ...		500.27	174,112.40
Payment	05/11/2018	Batch ...	Fort Cobb Fuel Auth...		1122 · Deposit ...		400.35	173,712.05
Payment	05/11/2018	Batch ...	Fort Cobb Fuel Auth...		1125 · Deposit ...		673.61	173,038.44
Payment	05/11/2018	Batch ...	Fort Cobb Fuel Auth...		1181 · Money ...		197.94	172,840.50
Deposit	05/14/2018	ACH	Fort Cobb Fuel Auth...	Bank Draft	1107 · Checkin...		9,778.48	163,062.02
Payment	05/14/2018	Batch ...	Fort Cobb Fuel Auth...		1107 · Checkin...		32,695.45	130,366.57
Payment	05/14/2018	Batch ...	Fort Cobb Fuel Auth...		1107 · Checkin...		902.24	129,464.33
Payment	05/14/2018	Batch ...	Fort Cobb Fuel Auth...		1121 · Deposit ...		317.51	129,146.82
Payment	05/14/2018	Batch ...	Fort Cobb Fuel Auth...		1122 · Deposit ...		227.53	128,919.29
Payment	05/14/2018	Batch ...	Fort Cobb Fuel Auth...		1181 · Money ...		348.14	128,571.15
General Journal	05/15/2018	18051...	Fort Cobb Fuel Auth...	Marta Maldon...	1121 · Deposit ...	272.51		128,843.66
Payment	05/15/2018	Batch ...	Fort Cobb Fuel Auth...		1107 · Checkin...		2,415.30	126,428.36
Payment	05/15/2018	Batch ...	Fort Cobb Fuel Auth...		1121 · Deposit ...		744.07	125,684.29
Payment	05/15/2018	Batch ...	Fort Cobb Fuel Auth...		1122 · Deposit ...		646.11	125,038.18
Payment	05/15/2018	Batch ...	Fort Cobb Fuel Auth...		1181 · Money ...		151.88	124,886.30
General Journal	05/15/2018	180515	Fort Cobb Fuel Auth...	Montgomery, ...	1107 · Checkin...	80.27		124,966.57
Payment	05/15/2018	Batch ...	Fort Cobb Fuel Auth...		1107 · Checkin...		1,509.97	123,456.60
Payment	05/15/2018	Batch ...	Fort Cobb Fuel Auth...		1125 · Deposit ...		1,711.65	121,744.95
Payment	05/16/2018	Batch ...	Fort Cobb Fuel Auth...		1107 · Checkin...		195.06	121,549.89
Payment	05/16/2018	Batch ...	Fort Cobb Fuel Auth...		1107 · Checkin...		2,472.51	119,077.38
Payment	05/16/2018	Batch ...	Fort Cobb Fuel Auth...		1121 · Deposit ...		93.01	118,984.37
Payment	05/16/2018	Batch ...	Fort Cobb Fuel Auth...		1122 · Deposit ...		226.02	118,758.35
General Journal	05/16/2018	180216	Fort Cobb Fuel Auth...	Majel Bowma...	1107 · Checkin...	135.78		118,894.13

Fort Cobb Fuel Authority
General Ledger
As of December 31, 2018

Type	Date	Num	Name	Memo	Split	Debit	Credit	Balance
Payment	05/17/2018	Batch ...	Fort Cobb Fuel Auth...		1107 · Checkin...		13,337.09	105,557.04
Payment	05/17/2018	Batch ...	Fort Cobb Fuel Auth...		1107 · Checkin...		693.12	104,863.92
Deposit	05/17/2018	ACH	Fort Cobb Fuel Auth...	Payment For ...	1107 · Checkin...		658.79	104,205.13
Payment	05/18/2018	Batch ...	Fort Cobb Fuel Auth...		1107 · Checkin...		6,006.56	98,198.57
Payment	05/18/2018	Batch ...	Fort Cobb Fuel Auth...		1107 · Checkin...		301.73	97,896.84
Payment	05/18/2018	Batch ...	Fort Cobb Fuel Auth...		1121 · Deposit ...		722.90	97,173.94
Payment	05/18/2018	Batch ...	Fort Cobb Fuel Auth...		1126 · Deposit ...		200.00	96,973.94
Payment	05/18/2018	Batch ...	Fort Cobb Fuel Auth...		1181 · Money ...		70.00	96,903.94
Payment	05/18/2018	Batch ...	Fort Cobb Fuel Auth...		1181 · Money ...		95.00	96,808.94
Payment	05/18/2018	Batch ...	Fort Cobb Fuel Auth...		1181 · Money ...		413.84	96,395.10
Payment	05/21/2018	Batch ...	Fort Cobb Fuel Auth...		1107 · Checkin...		13,504.44	82,890.66
Payment	05/21/2018	Batch ...	Fort Cobb Fuel Auth...		1107 · Checkin...		1,706.16	81,184.50
Payment	05/21/2018	Batch ...	Fort Cobb Fuel Auth...		1121 · Deposit ...		219.40	80,965.10
Payment	05/22/2018	Batch ...	Fort Cobb Fuel Auth...		1107 · Checkin...		5,122.87	75,842.23
Payment	05/22/2018	Batch ...	Fort Cobb Fuel Auth...		1107 · Checkin...		1,255.62	74,586.61
Payment	05/22/2018	Batch ...	Fort Cobb Fuel Auth...		1122 · Deposit ...		218.94	74,367.67
Payment	05/22/2018	Batch ...	Fort Cobb Fuel Auth...		1181 · Money ...		282.53	74,085.14
Payment	05/22/2018	Batch ...	Fort Cobb Fuel Auth...		1125 · Deposit ...		4,586.71	69,498.43
General Journal	05/22/2018	18052...	Fort Cobb Fuel Auth...	Cross Acct # ...	488 · Penalties...	50.00		69,548.43
General Journal	05/22/2018	180522	Fort Cobb Fuel Auth...	Krystal Moral...	1107 · Checkin...	148.33		69,696.76
Payment	05/23/2018	Batch ...	Fort Cobb Fuel Auth...		1107 · Checkin...		4,570.21	65,126.55
Payment	05/23/2018	Batch ...	Fort Cobb Fuel Auth...		1107 · Checkin...		1,044.21	64,082.34
Payment	05/23/2018	Batch ...	Fort Cobb Fuel Auth...		1122 · Deposit ...		183.95	63,898.39
Payment	05/23/2018	Batch ...	Fort Cobb Fuel Auth...		1122 · Deposit ...		41.84	63,856.55
Payment	05/23/2018	Batch ...	Fort Cobb Fuel Auth...		1181 · Money ...		403.64	63,452.91
Payment	05/24/2018	Batch ...	Fort Cobb Fuel Auth...		1107 · Checkin...		1,995.65	61,457.26
Payment	05/24/2018	Batch ...	Fort Cobb Fuel Auth...		1107 · Checkin...		1,026.58	60,430.68
Payment	05/24/2018	Batch ...	Fort Cobb Fuel Auth...		1181 · Money ...		107.59	60,323.09
General Journal	05/24/2018	18052...	Fort Cobb Fuel Auth...	Helderman A...	488 · Penalties...	50.00		60,373.09
General Journal	05/24/2018	18052...	Fort Cobb Fuel Auth...	Muro Acct # 0...	488 · Penalties...	50.00		60,423.09
Payment	05/25/2018	Batch ...	Fort Cobb Fuel Auth...		1107 · Checkin...		1,458.75	58,964.34
Payment	05/25/2018	Batch ...	Fort Cobb Fuel Auth...		1107 · Checkin...		3,285.41	55,678.93
Payment	05/25/2018	Batch ...	Fort Cobb Fuel Auth...		1122 · Deposit ...		49.98	55,628.95
Payment	05/25/2018	Batch ...	Fort Cobb Fuel Auth...		1122 · Deposit ...		488.71	55,140.24
Payment	05/25/2018	Batch ...	Fort Cobb Fuel Auth...		1121 · Deposit ...		246.65	54,893.59
Payment	05/25/2018	Batch ...	Fort Cobb Fuel Auth...		1126 · Deposit ...		226.00	54,667.59
Payment	05/25/2018	Batch ...	Fort Cobb Fuel Auth...		1181 · Money ...		251.83	54,415.76
Payment	05/25/2018	Batch ...	Fort Cobb Fuel Auth...		1125 · Deposit ...		1,155.84	53,259.92
General Journal	05/25/2018	18052...	Fort Cobb Fuel Auth...	Goodman Ac...	488 · Penalties...	50.00		53,309.92
Payment	05/29/2018	Batch ...	Fort Cobb Fuel Auth...		1107 · Checkin...		1,971.58	51,338.34
Payment	05/29/2018	Batch ...	Fort Cobb Fuel Auth...		1107 · Checkin...		1,910.22	49,428.12
Payment	05/29/2018	Batch ...	Fort Cobb Fuel Auth...		1121 · Deposit ...		555.35	48,872.77
Payment	05/29/2018	Batch ...	Fort Cobb Fuel Auth...		1122 · Deposit ...		67.83	48,804.94
Payment	05/29/2018	Batch ...	Fort Cobb Fuel Auth...		1181 · Money ...		156.22	48,648.72
Payment	05/29/2018	Batch ...	Fort Cobb Fuel Auth...		1181 · Money ...		202.77	48,445.95
General Journal	05/29/2018	18053...	Fort Cobb Fuel Auth...	Wood Acct # ...	488 · Penalties...	100.00		48,545.95
Payment	05/30/2018	Batch ...	Fort Cobb Fuel Auth...		1107 · Checkin...		644.20	47,901.75
Payment	05/30/2018	Batch ...	Fort Cobb Fuel Auth...		1125 · Deposit ...		923.00	46,978.75
Payment	05/31/2018	Batch ...	Fort Cobb Fuel Auth...		1122 · Deposit ...		117.86	46,860.89

Fort Cobb Fuel Authority
General Ledger
As of December 31, 2018

Type	Date	Num	Name	Memo	Split	Debit	Credit	Balance
General Journal	05/31/2018	18053...	Fort Cobb Fuel Auth...	King Sod Far...	414.94 · Engin...	60.00		46,920.89
General Journal	05/31/2018	180531	Fort Cobb Fuel Auth...	ACCOUNTS ...	480.01 · Resid...	108,358.45		155,279.34
General Journal	05/31/2018	18050...	Fort Cobb Fuel Auth...	penalty calcul...	488 · Penalties...	630.52		155,909.86
General Journal	05/31/2018	18053...	Fort Cobb Fuel Auth...	Natural Gas B...	812 · Gas use...		110.25	155,799.61
General Journal	05/31/2018	18053...	Fort Cobb Fuel Auth...	ACCOUNTS ...	480.01 · Resid...	844.51		156,644.12
General Journal	05/31/2018	18053...	Fort Cobb Fuel Auth...	Multi-Meter A...	481.41 · Agricu...		22.92	156,621.20
Payment	06/01/2018	Batch ...	Fort Cobb Fuel Auth...		1107 · Checkin...		1,351.72	155,269.48
Payment	06/01/2018	Batch ...	Fort Cobb Fuel Auth...		1107 · Checkin...		491.16	154,778.32
Payment	06/01/2018	Batch ...	Fort Cobb Fuel Auth...		1126 · Deposit ...		438.00	154,340.32
Payment	06/01/2018	Batch ...	Fort Cobb Fuel Auth...		1107 · Checkin...		869.85	153,470.47
Payment	06/01/2018	Batch ...	Fort Cobb Fuel Auth...		1107 · Checkin...		572.68	152,897.79
Payment	06/01/2018	Batch ...	Fort Cobb Fuel Auth...		1107 · Checkin...		483.72	152,414.07
Check	06/01/2018	1756	Fort Cobb Fuel Auth...	Brandon Altst...	1107 · Checkin...	130.49		152,544.56
Check	06/01/2018	1757	Fort Cobb Fuel Auth...	Billy Cope Ac...	1107 · Checkin...	101.49		152,646.05
General Journal	06/01/2018	180601	Fort Cobb Fuel Auth...	Adj level pay	2415 · Level P...	2,982.52		155,628.57
Payment	06/04/2018	Batch ...	Fort Cobb Fuel Auth...		1107 · Checkin...		418.43	155,210.14
Payment	06/04/2018	Batch ...	Fort Cobb Fuel Auth...		1107 · Checkin...		1,314.18	153,895.96
Payment	06/04/2018	Batch ...	Fort Cobb Fuel Auth...		1121 · Deposit ...		70.11	153,825.85
Payment	06/04/2018	Batch ...	Fort Cobb Fuel Auth...		1121 · Deposit ...		120.00	153,705.85
Payment	06/04/2018	Batch ...	Fort Cobb Fuel Auth...		1122 · Deposit ...		80.51	153,625.34
General Journal	06/04/2018	18060...	Fort Cobb Fuel Auth...	Donna Moore ...	488 · Penalties...	50.00		153,675.34
Payment	06/05/2018	Batch ...	Fort Cobb Fuel Auth...		1125 · Deposit ...		989.27	152,686.07
Payment	06/05/2018	Batch ...	Fort Cobb Fuel Auth...		1107 · Checkin...		1,144.42	151,541.65
Payment	06/05/2018	Batch ...	Fort Cobb Fuel Auth...		1107 · Checkin...		1,085.75	150,455.90
Payment	06/05/2018	Batch ...	Fort Cobb Fuel Auth...		1121 · Deposit ...		50.00	150,405.90
Payment	06/05/2018	Batch ...	Fort Cobb Fuel Auth...		1122 · Deposit ...		40.85	150,365.05
Payment	06/06/2018	Batch ...	Fort Cobb Fuel Auth...		1107 · Checkin...		139.82	150,225.23
Payment	06/06/2018	Batch ...	Fort Cobb Fuel Auth...		1107 · Checkin...		650.78	149,574.45
Payment	06/06/2018	Batch ...	Fort Cobb Fuel Auth...		1121 · Deposit ...		116.00	149,458.45
Payment	06/06/2018	Batch ...	Fort Cobb Fuel Auth...		1122 · Deposit ...		58.93	149,399.52
Payment	06/07/2018	Batch ...	Fort Cobb Fuel Auth...		1107 · Checkin...		2,071.43	147,328.09
Payment	06/07/2018	Batch ...	Fort Cobb Fuel Auth...		1107 · Checkin...		640.91	146,687.18
Payment	06/07/2018	Batch ...	Fort Cobb Fuel Auth...		1122 · Deposit ...		53.55	146,633.63
Payment	06/07/2018	Batch ...	Fort Cobb Fuel Auth...		1181 · Money ...		99.18	146,534.45
Payment	06/07/2018	Batch ...	Fort Cobb Fuel Auth...		1181 · Money ...		160.22	146,374.23
Payment	06/08/2018	Batch ...	Fort Cobb Fuel Auth...		1107 · Checkin...		4,247.42	142,126.81
Payment	06/08/2018	Batch ...	Fort Cobb Fuel Auth...		1107 · Checkin...		414.81	141,712.00
Payment	06/08/2018	Batch ...	Fort Cobb Fuel Auth...		1121 · Deposit ...		48.25	141,663.75
Payment	06/08/2018	Batch ...	Fort Cobb Fuel Auth...		1121 · Deposit ...		267.12	141,396.63
Payment	06/08/2018	Batch ...	Fort Cobb Fuel Auth...		1122 · Deposit ...		140.78	141,255.85
Payment	06/08/2018	Batch ...	Fort Cobb Fuel Auth...		1181 · Money ...		251.17	141,004.68
Payment	06/08/2018	Batch ...	Fort Cobb Fuel Auth...		1125 · Deposit ...		287.13	140,717.55
General Journal	06/08/2018	18060...	Fort Cobb Fuel Auth...	Carol (Gills) S...	904 · Bad Debt	103.33		140,820.88
Payment	06/11/2018	Batch ...	Fort Cobb Fuel Auth...		1107 · Checkin...		3,607.60	137,213.28
Payment	06/11/2018	Batch ...	Fort Cobb Fuel Auth...		1107 · Checkin...		3,625.55	133,587.73
Payment	06/11/2018	Batch ...	Fort Cobb Fuel Auth...		1107 · Checkin...		1,578.55	132,009.18
Payment	06/11/2018	Batch ...	Fort Cobb Fuel Auth...		1121 · Deposit ...		154.73	131,854.45
Payment	06/11/2018	Batch ...	Fort Cobb Fuel Auth...		1121 · Deposit ...		693.19	131,161.26
Payment	06/11/2018	Batch ...	Fort Cobb Fuel Auth...		1122 · Deposit ...		246.01	130,915.25

Fort Cobb Fuel Authority
General Ledger
As of December 31, 2018

Type	Date	Num	Name	Memo	Split	Debit	Credit	Balance
Payment	06/11/2018	Batch ...	Fort Cobb Fuel Auth...		1181 · Money ...		56.41	130,858.84
Payment	06/11/2018	Batch ...	Fort Cobb Fuel Auth...		1181 · Money ...		120.22	130,738.62
General Journal	06/11/2018	18006...	Fort Cobb Fuel Auth...	James Doster...	904 · Bad Debt	1,367.78		132,106.40
Payment	06/12/2018	Batch ...	Fort Cobb Fuel Auth...		1107 · Checkin...		3,786.12	128,320.28
Payment	06/12/2018	Batch ...	Fort Cobb Fuel Auth...		1107 · Checkin...		636.69	127,683.59
Payment	06/12/2018	Batch ...	Fort Cobb Fuel Auth...		1121 · Deposit ...		156.66	127,526.93
Payment	06/12/2018	Batch ...	Fort Cobb Fuel Auth...		1122 · Deposit ...		92.06	127,434.87
Payment	06/12/2018	Batch ...	Fort Cobb Fuel Auth...		1181 · Money ...		19.51	127,415.36
Payment	06/12/2018	Batch ...	Fort Cobb Fuel Auth...		1181 · Money ...		221.25	127,194.11
Payment	06/12/2018	Batch ...	Fort Cobb Fuel Auth...		1125 · Deposit ...		1,025.80	126,168.31
Payment	06/13/2018	Batch ...	Fort Cobb Fuel Auth...		1107 · Checkin...		5,897.90	120,270.41
Payment	06/13/2018	Batch ...	Fort Cobb Fuel Auth...		1107 · Checkin...		934.16	119,336.25
Payment	06/13/2018	Batch ...	Fort Cobb Fuel Auth...		1181 · Money ...		274.78	119,061.47
Check	06/14/2018	1759	Fort Cobb Fuel Auth...	Lester Drake-...	1107 · Checkin...	92.65		119,154.12
Payment	06/14/2018	Batch ...	Fort Cobb Fuel Auth...		1107 · Checkin...		4,447.28	114,706.84
Payment	06/14/2018	Batch ...	Fort Cobb Fuel Auth...		1107 · Checkin...		297.90	114,408.94
Payment	06/14/2018	Batch ...	Fort Cobb Fuel Auth...		1121 · Deposit ...		77.76	114,331.18
Payment	06/14/2018	Batch ...	Fort Cobb Fuel Auth...		1121 · Deposit ...		199.47	114,131.71
Payment	06/14/2018	Batch ...	Fort Cobb Fuel Auth...		1122 · Deposit ...		23.38	114,108.33
Payment	06/14/2018	Batch ...	Fort Cobb Fuel Auth...		1125 · Deposit ...		1,450.91	112,657.42
Payment	06/14/2018	Batch ...	Fort Cobb Fuel Auth...		1181 · Money ...		179.01	112,478.41
Deposit	06/15/2018	ACH	Fort Cobb Fuel Auth...	Bank Draft	1107 · Checkin...		5,435.39	107,043.02
Payment	06/15/2018	Batch ...	Fort Cobb Fuel Auth...		1107 · Checkin...		3,575.59	103,467.43
Payment	06/15/2018	Batch ...	Fort Cobb Fuel Auth...		1107 · Checkin...		1,203.62	102,263.81
Payment	06/15/2018	Batch ...	Fort Cobb Fuel Auth...		1122 · Deposit ...		397.09	101,866.72
Payment	06/15/2018	Batch ...	Fort Cobb Fuel Auth...		1181 · Money ...		117.55	101,749.17
Payment	06/15/2018	Batch ...	Fort Cobb Fuel Auth...		1181 · Money ...		136.42	101,612.75
Payment	06/15/2018	Batch ...	Fort Cobb Fuel Auth...		1181 · Money ...		221.76	101,390.99
Payment	06/18/2018	Batch ...	Fort Cobb Fuel Auth...		1107 · Checkin...		10,532.88	90,858.11
Payment	06/18/2018	Batch ...	Fort Cobb Fuel Auth...		1107 · Checkin...		1,227.16	89,630.95
Payment	06/18/2018	Batch ...	Fort Cobb Fuel Auth...		1121 · Deposit ...		20.00	89,610.95
Payment	06/18/2018	Batch ...	Fort Cobb Fuel Auth...		1121 · Deposit ...		38.69	89,572.26
Payment	06/18/2018	Batch ...	Fort Cobb Fuel Auth...		1121 · Deposit ...		739.26	88,833.00
Payment	06/18/2018	Batch ...	Fort Cobb Fuel Auth...		1122 · Deposit ...		141.83	88,691.17
Payment	06/18/2018	Batch ...	Fort Cobb Fuel Auth...		1181 · Money ...		37.98	88,653.19
Payment	06/19/2018	Batch ...	Fort Cobb Fuel Auth...		1107 · Checkin...		2,724.51	85,928.68
Payment	06/19/2018	Batch ...	Fort Cobb Fuel Auth...		1107 · Checkin...		632.94	85,295.74
Payment	06/19/2018	Batch ...	Fort Cobb Fuel Auth...		1122 · Deposit ...		21.25	85,274.49
Payment	06/19/2018	Batch ...	Fort Cobb Fuel Auth...		1125 · Deposit ...		1,100.14	84,174.35
Payment	06/20/2018	Batch ...	Fort Cobb Fuel Auth...		1107 · Checkin...		7,429.46	76,744.89
Payment	06/20/2018	Batch ...	Fort Cobb Fuel Auth...		1107 · Checkin...		678.36	76,066.53
Payment	06/20/2018	Batch ...	Fort Cobb Fuel Auth...		1121 · Deposit ...		243.69	75,822.84
Payment	06/20/2018	Batch ...	Fort Cobb Fuel Auth...		1121 · Deposit ...		290.97	75,531.87
Payment	06/20/2018	Batch ...	Fort Cobb Fuel Auth...		1181 · Money ...		333.89	75,197.98
General Journal	06/20/2018	180620	Fort Cobb Fuel Auth...	pending docu...	1107 · Checkin...	246.50		75,444.48
Payment	06/21/2018	Batch ...	Fort Cobb Fuel Auth...		1107 · Checkin...		4,323.86	71,120.62
Payment	06/21/2018	Batch ...	Fort Cobb Fuel Auth...		1107 · Checkin...		663.27	70,457.35
Payment	06/21/2018	Batch ...	Fort Cobb Fuel Auth...		1122 · Deposit ...		141.59	70,315.76
Payment	06/21/2018	Batch ...	Fort Cobb Fuel Auth...		1126 · Deposit ...		133.95	70,181.81

Fort Cobb Fuel Authority
General Ledger
As of December 31, 2018

Type	Date	Num	Name	Memo	Split	Debit	Credit	Balance
Payment	06/21/2018	Batch ...	Fort Cobb Fuel Auth...		1181 · Money ...		404.29	69,777.52
General Journal	06/21/2018	18062...	Fort Cobb Fuel Auth...	Shana Lierle ...	488 · Penalties...	50.00		69,827.52
Payment	06/22/2018	Batch ...	Fort Cobb Fuel Auth...		1107 · Checkin...		1,789.92	68,037.60
Payment	06/22/2018	Batch ...	Fort Cobb Fuel Auth...		1107 · Checkin...		1,077.10	66,960.50
Payment	06/22/2018	Batch ...	Fort Cobb Fuel Auth...		1121 · Deposit ...		234.85	66,725.65
Payment	06/22/2018	Batch ...	Fort Cobb Fuel Auth...		1121 · Deposit ...		67.39	66,658.26
Payment	06/22/2018	Batch ...	Fort Cobb Fuel Auth...		1122 · Deposit ...		72.03	66,586.23
Payment	06/22/2018	Batch ...	Fort Cobb Fuel Auth...		1181 · Money ...		63.18	66,523.05
Payment	06/22/2018	Batch ...	Fort Cobb Fuel Auth...		1125 · Deposit ...		1,486.57	65,036.48
Payment	06/25/2018	Batch ...	Fort Cobb Fuel Auth...		1107 · Checkin...		6,594.21	58,442.27
Payment	06/25/2018	Batch ...	Fort Cobb Fuel Auth...		1107 · Checkin...		871.87	57,570.40
Payment	06/25/2018	Batch ...	Fort Cobb Fuel Auth...		1121 · Deposit ...		94.60	57,475.80
Payment	06/25/2018	Batch ...	Fort Cobb Fuel Auth...		1121 · Deposit ...		207.60	57,268.20
Payment	06/25/2018	Batch ...	Fort Cobb Fuel Auth...		1122 · Deposit ...		62.04	57,206.16
Payment	06/26/2018	Batch ...	Fort Cobb Fuel Auth...		1107 · Checkin...		763.84	56,442.32
Payment	06/26/2018	Batch ...	Fort Cobb Fuel Auth...		1107 · Checkin...		1,868.56	54,573.76
Payment	06/26/2018	Batch ...	Fort Cobb Fuel Auth...		1122 · Deposit ...		137.35	54,436.41
Payment	06/26/2018	Batch ...	Fort Cobb Fuel Auth...		1181 · Money ...		75.16	54,361.25
Payment	06/26/2018	Batch ...	Fort Cobb Fuel Auth...		1181 · Money ...		263.54	54,097.71
Payment	06/26/2018	Batch ...	Fort Cobb Fuel Auth...		1125 · Deposit ...		857.28	53,240.43
Payment	06/27/2018	Batch ...	Fort Cobb Fuel Auth...		1107 · Checkin...		202.22	53,038.21
Payment	06/27/2018	Batch ...	Fort Cobb Fuel Auth...		1107 · Checkin...		128.68	52,909.53
Payment	06/27/2018	Batch ...	Fort Cobb Fuel Auth...		1122 · Deposit ...		80.00	52,829.53
General Journal	06/27/2018	18062...	Fort Cobb Fuel Auth...	King Sod Far...	414.94 · Engin...	180.00		53,009.53
Payment	06/28/2018	Batch ...	Fort Cobb Fuel Auth...		1107 · Checkin...		730.50	52,279.03
Payment	06/28/2018	Batch ...	Fort Cobb Fuel Auth...		1121 · Deposit ...		53.99	52,225.04
Payment	06/28/2018	Batch ...	Fort Cobb Fuel Auth...		1122 · Deposit ...		286.42	51,938.62
Payment	06/29/2018	Batch ...	Fort Cobb Fuel Auth...		1125 · Deposit ...		504.21	51,434.41
Payment	06/29/2018	Batch ...	Fort Cobb Fuel Auth...		1107 · Checkin...		349.11	51,085.30
Payment	06/29/2018	Batch ...	Fort Cobb Fuel Auth...		1122 · Deposit ...		19.51	51,065.79
General Journal	06/29/2018	18062...	Fort Cobb Fuel Auth...	Lonnie King A...	414.94 · Engin...	120.00		51,185.79
General Journal	06/30/2018	18063...	Fort Cobb Fuel Auth...	Multi-Meter A...	481.41 · Agricu...		405.99	50,779.80
General Journal	06/30/2018	18063...	Fort Cobb Fuel Auth...	ACCOUNTS ...	480.01 · Resid...	105,607.55		156,387.35
General Journal	06/30/2018	18063...	Fort Cobb Fuel Auth...	penalty calcul...	488 · Penalties...	675.42		157,062.77
General Journal	06/30/2018	18063...	Fort Cobb Fuel Auth...	Natural Gas B...	812 · Gas use...		86.02	156,976.75
General Journal	06/30/2018	18070...	Fort Cobb Fuel Auth...	Adj level pay-...	2415 · Level P...	3,629.15		160,605.90
General Journal	06/30/2018	18063...	Fort Cobb Fuel Auth...	6/2/18-6/30/1...	480.01 · Resid...		111.62	160,494.28
General Journal	06/30/2018	18080...	Fort Cobb Fuel Auth...	Highland Met...	481.11 · Com...		3.37	160,490.91
Payment	07/02/2018	Batch ...	Fort Cobb Fuel Auth...		1107 · Checkin...		1,022.38	159,468.53
Payment	07/02/2018	Batch ...	Fort Cobb Fuel Auth...		1107 · Checkin...		447.04	159,021.49
Payment	07/02/2018	Batch ...	Fort Cobb Fuel Auth...		1122 · Deposit ...		195.13	158,826.36
Payment	07/02/2018	Batch ...	Fort Cobb Fuel Auth...		1181 · Money ...		40.00	158,786.36
Payment	07/02/2018	Batch ...	Fort Cobb Fuel Auth...		1181 · Money ...		354.80	158,431.56
Payment	07/02/2018	Batch ...	Fort Cobb Fuel Auth...		1181 · Money ...		170.44	158,261.12
Payment	07/02/2018	Batch ...	Fort Cobb Fuel Auth...		1107 · Checkin...		292.52	157,968.60
Payment	07/02/2018	Batch ...	Fort Cobb Fuel Auth...		1107 · Checkin...		333.31	157,635.29
Payment	07/02/2018	Batch ...	Fort Cobb Fuel Auth...		1121 · Deposit ...		23.19	157,612.10
Payment	07/02/2018	Batch ...	Fort Cobb Fuel Auth...		1121 · Deposit ...		110.16	157,501.94
Payment	07/03/2018	Batch ...	Fort Cobb Fuel Auth...		1107 · Checkin...		1,792.31	155,709.63

Fort Cobb Fuel Authority
General Ledger
As of December 31, 2018

Type	Date	Num	Name	Memo	Split	Debit	Credit	Balance
Payment	07/03/2018	Batch ...	Fort Cobb Fuel Auth...		1107 · Checkin...		838.09	154,871.54
Payment	07/03/2018	Batch ...	Fort Cobb Fuel Auth...		1121 · Deposit ...		50.00	154,821.54
Payment	07/03/2018	Batch ...	Fort Cobb Fuel Auth...		1122 · Deposit ...		63.97	154,757.57
Payment	07/03/2018	Batch ...	Fort Cobb Fuel Auth...		1125 · Deposit ...		285.28	154,472.29
Payment	07/05/2018	Batch ...	Fort Cobb Fuel Auth...		1107 · Checkin...		668.85	153,803.44
Payment	07/05/2018	Batch ...	Fort Cobb Fuel Auth...		1107 · Checkin...		408.46	153,394.98
Payment	07/05/2018	Batch ...	Fort Cobb Fuel Auth...		1121 · Deposit ...		50.00	153,344.98
Payment	07/05/2018	Batch ...	Fort Cobb Fuel Auth...		1122 · Deposit ...		101.66	153,243.32
Payment	07/06/2018	Batch ...	Fort Cobb Fuel Auth...		1107 · Checkin...		759.86	152,483.46
Payment	07/06/2018	Batch ...	Fort Cobb Fuel Auth...		1107 · Checkin...		409.71	152,073.75
Payment	07/06/2018	Batch ...	Fort Cobb Fuel Auth...		1122 · Deposit ...		30.26	152,043.49
Check	07/09/2018	1763	Fort Cobb Fuel Auth...	Ariah Johnso...	1107 · Checkin...	94.00		152,137.49
Check	07/09/2018	1764	Fort Cobb Fuel Auth...	Brooke Hyde ...	1107 · Checkin...	103.51		152,241.00
Check	07/09/2018	1765	Fort Cobb Fuel Auth...	Stefan Hunt A...	1107 · Checkin...	0.00		152,241.00
Payment	07/09/2018	Batch ...	Fort Cobb Fuel Auth...		1107 · Checkin...		1,275.31	150,965.69
Payment	07/09/2018	Batch ...	Fort Cobb Fuel Auth...		1107 · Checkin...		427.81	150,537.88
Payment	07/09/2018	Batch ...	Fort Cobb Fuel Auth...		1126 · Deposit ...		160.00	150,377.88
Payment	07/09/2018	Batch ...	Fort Cobb Fuel Auth...		1126 · Deposit ...		177.00	150,200.88
Payment	07/09/2018	Batch ...	Fort Cobb Fuel Auth...		1181 · Money ...		118.40	150,082.48
Payment	07/10/2018	Batch ...	Fort Cobb Fuel Auth...		1107 · Checkin...		4,624.47	145,458.01
Payment	07/10/2018	Batch ...	Fort Cobb Fuel Auth...		1107 · Checkin...		616.32	144,841.69
Payment	07/10/2018	Batch ...	Fort Cobb Fuel Auth...		1121 · Deposit ...		346.98	144,494.71
Payment	07/10/2018	Batch ...	Fort Cobb Fuel Auth...		1122 · Deposit ...		56.82	144,437.89
Payment	07/10/2018	Batch ...	Fort Cobb Fuel Auth...		1126 · Deposit ...		284.64	144,153.25
Payment	07/10/2018	Batch ...	Fort Cobb Fuel Auth...		1181 · Money ...		127.83	144,025.42
Payment	07/10/2018	Batch ...	Fort Cobb Fuel Auth...		1181 · Money ...		459.02	143,566.40
Payment	07/10/2018	Batch ...	Fort Cobb Fuel Auth...		1125 · Deposit ...		682.00	142,884.40
Check	07/10/2018	1766	Fort Cobb Fuel Auth...	Carol Smith A...	1107 · Checkin...	150.00		143,034.40
General Journal	07/10/2018	18071...	Fort Cobb Fuel Auth...	Karla Heath A...	488 · Penalties...	25.00		143,059.40
General Journal	07/11/2018	18071...	Fort Cobb Fuel Auth...	Janie Tipps A...	488 · Penalties...		9.13	143,050.27
Payment	07/11/2018	Batch ...	Fort Cobb Fuel Auth...		1107 · Checkin...		11,188.14	131,862.13
Payment	07/11/2018	Batch ...	Fort Cobb Fuel Auth...		1107 · Checkin...		410.74	131,451.39
Payment	07/11/2018	Batch ...	Fort Cobb Fuel Auth...		1121 · Deposit ...		37.51	131,413.88
Payment	07/11/2018	Batch ...	Fort Cobb Fuel Auth...		1121 · Deposit ...		314.74	131,099.14
Payment	07/11/2018	Batch ...	Fort Cobb Fuel Auth...		1122 · Deposit ...		19.51	131,079.63
Payment	07/11/2018	Batch ...	Fort Cobb Fuel Auth...		1122 · Deposit ...		82.29	130,997.34
Payment	07/11/2018	Batch ...	Fort Cobb Fuel Auth...		1181 · Money ...		19.51	130,977.83
Payment	07/12/2018	Batch ...	Fort Cobb Fuel Auth...		1107 · Checkin...		4,473.45	126,504.38
Payment	07/12/2018	Batch ...	Fort Cobb Fuel Auth...		1107 · Checkin...		147.17	126,357.21
Payment	07/12/2018	Batch ...	Fort Cobb Fuel Auth...		1121 · Deposit ...		208.25	126,148.96
Payment	07/12/2018	Batch ...	Fort Cobb Fuel Auth...		1122 · Deposit ...		19.51	126,129.45
Payment	07/12/2018	Batch ...	Fort Cobb Fuel Auth...		1181 · Money ...		122.51	126,006.94
General Journal	07/12/2018	18071...	Fort Cobb Fuel Auth...	Hernandez Ac...	488 · Penalties...	50.00		126,056.94
Payment	07/13/2018	Batch ...	Fort Cobb Fuel Auth...		1107 · Checkin...		19,486.57	106,570.37
Payment	07/13/2018	Batch ...	Fort Cobb Fuel Auth...		1107 · Checkin...		553.54	106,016.83
Payment	07/13/2018	Batch ...	Fort Cobb Fuel Auth...		1181 · Money ...		54.52	105,962.31
Payment	07/13/2018	Batch ...	Fort Cobb Fuel Auth...		1125 · Deposit ...		1,474.79	104,487.52
General Journal	07/13/2018	18071...	Fort Cobb Fuel Auth...	Binger Free F...	488 · Penalties...		52.74	104,434.78
Deposit	07/16/2018	ACH	Fort Cobb Fuel Auth...	Bank Draft	1107 · Checkin...		4,596.00	99,838.78

Fort Cobb Fuel Authority
General Ledger
As of December 31, 2018

Type	Date	Num	Name	Memo	Split	Debit	Credit	Balance
Payment	07/17/2018	Batch ...	Fort Cobb Fuel Auth...		1107 · Checkin...		684.29	99,154.49
Payment	07/17/2018	Batch ...	Fort Cobb Fuel Auth...		1121 · Deposit ...		304.28	98,850.21
Payment	07/17/2018	Batch ...	Fort Cobb Fuel Auth...		1122 · Deposit ...		224.98	98,625.23
Payment	07/17/2018	Batch ...	Fort Cobb Fuel Auth...		1181 · Money ...		37.95	98,587.28
Payment	07/17/2018	Batch ...	Fort Cobb Fuel Auth...		1181 · Money ...		182.38	98,404.90
Payment	07/18/2018	Batch ...	Fort Cobb Fuel Auth...		1121 · Deposit ...		70.51	98,334.39
Payment	07/18/2018	Batch ...	Fort Cobb Fuel Auth...		1122 · Deposit ...		38.83	98,295.56
Payment	07/18/2018	Batch ...	Fort Cobb Fuel Auth...		1181 · Money ...		44.39	98,251.17
Payment	07/18/2018	Batch ...	Fort Cobb Fuel Auth...		1181 · Money ...		77.51	98,173.66
Payment	07/18/2018	Batch ...	Fort Cobb Fuel Auth...		1181 · Money ...		95.00	98,078.66
Payment	07/18/2018	Batch ...	Fort Cobb Fuel Auth...		1107 · Checkin...		11,384.94	86,693.72
Payment	07/18/2018	Batch ...	Fort Cobb Fuel Auth...		1125 · Deposit ...		1,119.39	85,574.33
Payment	07/19/2018	Batch ...	Fort Cobb Fuel Auth...		1107 · Checkin...		1,208.67	84,365.66
Payment	07/19/2018	Batch ...	Fort Cobb Fuel Auth...		1107 · Checkin...		794.57	83,571.09
Payment	07/19/2018	Batch ...	Fort Cobb Fuel Auth...		1107 · Checkin...		3,871.93	79,699.16
Payment	07/19/2018	Batch ...	Fort Cobb Fuel Auth...		1107 · Checkin...		3,450.71	76,248.45
Payment	07/19/2018	Batch ...	Fort Cobb Fuel Auth...		1121 · Deposit ...		187.55	76,060.90
General Journal	07/19/2018	18080...	Fort Cobb Fuel Auth...	Lime Rock Re...	481.21 · Indust...		5,065.84	70,995.06
Payment	07/20/2018	Batch ...	Fort Cobb Fuel Auth...		1107 · Checkin...		6,857.22	64,137.84
Payment	07/20/2018	Batch ...	Fort Cobb Fuel Auth...		1107 · Checkin...		361.66	63,776.18
Payment	07/20/2018	Batch ...	Fort Cobb Fuel Auth...		1121 · Deposit ...		409.47	63,366.71
Payment	07/20/2018	Batch ...	Fort Cobb Fuel Auth...		1122 · Deposit ...		100.00	63,266.71
General Journal	07/20/2018	18080...	Fort Cobb Fuel Auth...	Richard Perry...	488 · Penalties...	50.00		63,316.71
Payment	07/23/2018	Batch ...	Fort Cobb Fuel Auth...		1107 · Checkin...		336.74	62,979.97
Payment	07/23/2018	Batch ...	Fort Cobb Fuel Auth...		1121 · Deposit ...		48.21	62,931.76
Payment	07/23/2018	Batch ...	Fort Cobb Fuel Auth...		1121 · Deposit ...		224.39	62,707.37
Payment	07/24/2018	Batch ...	Fort Cobb Fuel Auth...		1107 · Checkin...		2,644.64	60,062.73
Payment	07/24/2018	Batch ...	Fort Cobb Fuel Auth...		1107 · Checkin...		880.52	59,182.21
Payment	07/24/2018	Batch ...	Fort Cobb Fuel Auth...		1121 · Deposit ...		224.51	58,957.70
Payment	07/24/2018	Batch ...	Fort Cobb Fuel Auth...		1122 · Deposit ...		40.76	58,916.94
Payment	07/24/2018	Batch ...	Fort Cobb Fuel Auth...		1181 · Money ...		26.68	58,890.26
Payment	07/24/2018	Batch ...	Fort Cobb Fuel Auth...		1181 · Money ...		50.51	58,839.75
Payment	07/24/2018	Batch ...	Fort Cobb Fuel Auth...		1125 · Deposit ...		1,028.50	57,811.25
Payment	07/25/2018	Batch ...	Fort Cobb Fuel Auth...		1107 · Checkin...		9,967.74	47,843.51
Check	07/25/2018	1771	Fort Cobb Fuel Auth...	Coralea Kiefe...	1107 · Checkin...	74.84		47,918.35
Payment	07/25/2018	Batch ...	Fort Cobb Fuel Auth...		1107 · Checkin...		1,048.79	46,869.56
Payment	07/25/2018	Batch ...	Fort Cobb Fuel Auth...		1122 · Deposit ...		41.81	46,827.75
Payment	07/25/2018	Batch ...	Fort Cobb Fuel Auth...		1122 · Deposit ...		420.63	46,407.12
Payment	07/25/2018	Batch ...	Fort Cobb Fuel Auth...		1181 · Money ...		108.29	46,298.83
Check	07/25/2018	1772	Fort Cobb Fuel Auth...	Meter deposit...	1107 · Checkin...	0.00		46,298.83
General Journal	07/25/2018	180725	Fort Cobb Fuel Auth...	void ck 1694 ...	1107 · Checkin...		92.03	46,206.80
General Journal	07/25/2018	18080...	Fort Cobb Fuel Auth...	Highland Met...	488 · Penalties...		0.58	46,206.22
Payment	07/26/2018	Batch ...	Fort Cobb Fuel Auth...		1121 · Deposit ...		73.48	46,132.74
Payment	07/26/2018	Batch ...	Fort Cobb Fuel Auth...		1122 · Deposit ...		49.60	46,083.14
Payment	07/26/2018	Batch ...	Fort Cobb Fuel Auth...		1107 · Checkin...		10,237.32	35,845.82
Payment	07/27/2018	Batch ...	Fort Cobb Fuel Auth...		1107 · Checkin...		3,372.73	32,473.09
Payment	07/27/2018	Batch ...	Fort Cobb Fuel Auth...		1107 · Checkin...		1,497.47	30,975.62
Payment	07/27/2018	Batch ...	Fort Cobb Fuel Auth...		1121 · Deposit ...		94.06	30,881.56
Payment	07/27/2018	Batch ...	Fort Cobb Fuel Auth...		1181 · Money ...		100.66	30,780.90

Fort Cobb Fuel Authority
General Ledger
As of December 31, 2018

Type	Date	Num	Name	Memo	Split	Debit	Credit	Balance
Payment	07/30/2018	Batch ...	Fort Cobb Fuel Auth...		1107 · Checkin...		650.43	30,130.47
Payment	07/30/2018	Batch ...	Fort Cobb Fuel Auth...		1107 · Checkin...		1,244.07	28,886.40
Payment	07/30/2018	Batch ...	Fort Cobb Fuel Auth...		1107 · Checkin...		579.42	28,306.98
Payment	07/30/2018	Batch ...	Fort Cobb Fuel Auth...		1121 · Deposit ...		88.00	28,218.98
Payment	07/30/2018	Batch ...	Fort Cobb Fuel Auth...		1122 · Deposit ...		162.31	28,056.67
Payment	07/30/2018	Batch ...	Fort Cobb Fuel Auth...		1181 · Money ...		45.49	28,011.18
General Journal	07/30/2018	18073...	Fort Cobb Fuel Auth...	Jerry Harvey ...	414.95 · Irrigati...	600.00		28,611.18
General Journal	07/30/2018	18080...	Fort Cobb Fuel Auth...	Stephens & J...	488 · Penalties...	150.00		28,761.18
General Journal	07/31/2018	18073...	Fort Cobb Fuel Auth...	Multi-Meter A...	481.41 · Agricu...		428.22	28,332.96
Payment	07/31/2018	Batch ...	Fort Cobb Fuel Auth...		1107 · Checkin...		631.32	27,701.64
Payment	07/31/2018	Batch ...	Fort Cobb Fuel Auth...		1107 · Checkin...		1,608.99	26,092.65
Payment	07/31/2018	Batch ...	Fort Cobb Fuel Auth...		1107 · Checkin...		923.28	25,169.37
Payment	07/31/2018	Batch ...	Fort Cobb Fuel Auth...		1122 · Deposit ...		164.96	25,004.41
Payment	07/31/2018	Batch ...	Fort Cobb Fuel Auth...		1125 · Deposit ...		1,077.57	23,926.84
General Journal	07/31/2018	18073...	Fort Cobb Fuel Auth...	King Sod,Cap...	414.94 · Engin...	370.00		24,296.84
General Journal	07/31/2018	18080...	Fort Cobb Fuel Auth...	Adj level pay-...	2415 · Level P...	4,973.34		29,270.18
General Journal	07/31/2018	18080...	Fort Cobb Fuel Auth...	7/2/18-7/31/1...	480.01 · Resid...	4,273.02		33,543.20
General Journal	07/31/2018	18080...	Fort Cobb Fuel Auth...	penalty calcul...	488 · Penalties...	385.30		33,928.50
General Journal	07/31/2018	18080...	Fort Cobb Fuel Auth...	ACCOUNTS ...	480.01 · Resid...	103,686.48		137,614.98
General Journal	07/31/2018	18080...	Fort Cobb Fuel Auth...	Highland Met...	481.11 · Com...		7.12	137,607.86
Payment	08/01/2018	Batch ...	Fort Cobb Fuel Auth...		1122 · Deposit ...		19.51	137,588.35
Payment	08/01/2018	Batch ...	Fort Cobb Fuel Auth...		1181 · Money ...		88.86	137,499.49
General Journal	08/01/2018	18080...	Fort Cobb Fuel Auth...	Natural Gas B...	812 · Gas use...		90.19	137,409.30
General Journal	08/01/2018	18080...	Fort Cobb Fuel Auth...	Ronald Ardoin...	481.31 · Agricu...		30.56	137,378.74
Payment	08/02/2018	Batch ...	Fort Cobb Fuel Auth...		1107 · Checkin...		610.48	136,768.26
Payment	08/02/2018	Batch ...	Fort Cobb Fuel Auth...		1121 · Deposit ...		130.00	136,638.26
Payment	08/02/2018	Batch ...	Fort Cobb Fuel Auth...		1181 · Money ...		80.19	136,558.07
Payment	08/02/2018	Batch ...	Fort Cobb Fuel Auth...		1125 · Deposit ...		221.33	136,336.74
Check	08/02/2018	1782	Fort Cobb Fuel Auth...	Stefan Hunt A...	1107 · Checkin...	86.20		136,422.94
General Journal	08/02/2018	18090...	Fort Cobb Fuel Auth...	Caddo Housin...	488 · Penalties...	50.00		136,472.94
Payment	08/03/2018	Batch ...	Fort Cobb Fuel Auth...		1107 · Checkin...		724.37	135,748.57
Payment	08/03/2018	Batch ...	Fort Cobb Fuel Auth...		1107 · Checkin...		299.80	135,448.77
Payment	08/03/2018	Batch ...	Fort Cobb Fuel Auth...		1107 · Checkin...		301.38	135,147.39
Payment	08/03/2018	Batch ...	Fort Cobb Fuel Auth...		1107 · Checkin...		862.74	134,284.65
Payment	08/03/2018	Batch ...	Fort Cobb Fuel Auth...		1107 · Checkin...		234.04	134,050.61
Payment	08/03/2018	Batch ...	Fort Cobb Fuel Auth...		1122 · Deposit ...		46.66	134,003.95
Payment	08/03/2018	Batch ...	Fort Cobb Fuel Auth...		1107 · Checkin...		671.65	133,332.30
Payment	08/06/2018	Batch ...	Fort Cobb Fuel Auth...		1107 · Checkin...		695.44	132,636.86
Payment	08/06/2018	Batch ...	Fort Cobb Fuel Auth...		1107 · Checkin...		500.15	132,136.71
Payment	08/06/2018	Batch ...	Fort Cobb Fuel Auth...		1121 · Deposit ...		58.72	132,077.99
Payment	08/06/2018	Batch ...	Fort Cobb Fuel Auth...		1122 · Deposit ...		144.62	131,933.37
Payment	08/06/2018	Batch ...	Fort Cobb Fuel Auth...		1181 · Money ...		78.64	131,854.73
General Journal	08/06/2018	18080...	Fort Cobb Fuel Auth...	Jackie Davis ...	2499 · EEP Co...		200.00	131,654.73
Payment	08/07/2018	Batch ...	Fort Cobb Fuel Auth...		1107 · Checkin...		7,434.93	124,219.80
Payment	08/07/2018	Batch ...	Fort Cobb Fuel Auth...		1107 · Checkin...		423.80	123,796.00
Payment	08/07/2018	Batch ...	Fort Cobb Fuel Auth...		1121 · Deposit ...		31.10	123,764.90
Payment	08/07/2018	Batch ...	Fort Cobb Fuel Auth...		1122 · Deposit ...		85.68	123,679.22
Payment	08/07/2018	Batch ...	Fort Cobb Fuel Auth...		1181 · Money ...		292.80	123,386.42
Payment	08/08/2018	Batch ...	Fort Cobb Fuel Auth...		1107 · Checkin...		8,179.98	115,206.44

Fort Cobb Fuel Authority
General Ledger
As of December 31, 2018

Type	Date	Num	Name	Memo	Split	Debit	Credit	Balance
Payment	08/08/2018	Batch ...	Fort Cobb Fuel Auth...		1121 · Deposit ...		223.37	114,983.07
Payment	08/08/2018	Batch ...	Fort Cobb Fuel Auth...		1121 · Deposit ...		521.10	114,461.97
Payment	08/08/2018	Batch ...	Fort Cobb Fuel Auth...		1122 · Deposit ...		20.00	114,441.97
Payment	08/08/2018	Batch ...	Fort Cobb Fuel Auth...		1181 · Money ...		38.11	114,403.86
Payment	08/08/2018	Batch ...	Fort Cobb Fuel Auth...		1181 · Money ...		93.39	114,310.47
Payment	08/08/2018	Batch ...	Fort Cobb Fuel Auth...		1125 · Deposit ...		660.43	113,650.04
General Journal	08/08/2018	18080...	Fort Cobb Fuel Auth...	Ronnie Garris...	480.01 · Resid...		182.31	113,467.73
Payment	08/09/2018	Batch ...	Fort Cobb Fuel Auth...		1107 · Checkin...		1,449.36	112,018.37
Payment	08/09/2018	Batch ...	Fort Cobb Fuel Auth...		1107 · Checkin...		367.67	111,650.70
Payment	08/09/2018	Batch ...	Fort Cobb Fuel Auth...		1122 · Deposit ...		103.67	111,547.03
Payment	08/09/2018	Batch ...	Fort Cobb Fuel Auth...		1107 · Checkin...		697.87	110,849.16
Payment	08/10/2018	Batch ...	Fort Cobb Fuel Auth...		1107 · Checkin...		5,010.56	105,838.60
Payment	08/10/2018	Batch ...	Fort Cobb Fuel Auth...		1107 · Checkin...		649.91	105,188.69
Payment	08/10/2018	Batch ...	Fort Cobb Fuel Auth...		1121 · Deposit ...		78.13	105,110.56
Payment	08/10/2018	Batch ...	Fort Cobb Fuel Auth...		1122 · Deposit ...		306.25	104,804.31
Payment	08/10/2018	Batch ...	Fort Cobb Fuel Auth...		1181 · Money ...		19.51	104,784.80
Payment	08/10/2018	Batch ...	Fort Cobb Fuel Auth...		1181 · Money ...		122.81	104,661.99
Payment	08/10/2018	Batch ...	Fort Cobb Fuel Auth...		1181 · Money ...		218.26	104,443.73
Payment	08/10/2018	Batch ...	Fort Cobb Fuel Auth...		1125 · Deposit ...		566.15	103,877.58
Check	08/13/2018	1783	Fort Cobb Fuel Auth...	Cassidy Kitz...	1107 · Checkin...	76.11		103,953.69
Payment	08/13/2018	Batch ...	Fort Cobb Fuel Auth...		1107 · Checkin...		2,405.96	101,547.73
Payment	08/13/2018	Batch ...	Fort Cobb Fuel Auth...		1107 · Checkin...		572.59	100,975.14
Payment	08/13/2018	Batch ...	Fort Cobb Fuel Auth...		1122 · Deposit ...		92.92	100,882.22
Deposit	08/14/2018	ACH	Fort Cobb Fuel Auth...	Bank Draft	1107 · Checkin...		4,612.40	96,269.82
Payment	08/14/2018	Batch ...	Fort Cobb Fuel Auth...		1107 · Checkin...		1,842.57	94,427.25
Payment	08/14/2018	Batch ...	Fort Cobb Fuel Auth...		1121 · Deposit ...		42.71	94,384.54
Payment	08/14/2018	Batch ...	Fort Cobb Fuel Auth...		1121 · Deposit ...		54.13	94,330.41
Payment	08/14/2018	Batch ...	Fort Cobb Fuel Auth...		1121 · Deposit ...		231.70	94,098.71
Payment	08/14/2018	Batch ...	Fort Cobb Fuel Auth...		1122 · Deposit ...		372.31	93,726.40
Payment	08/14/2018	Batch ...	Fort Cobb Fuel Auth...		1122 · Deposit ...		89.89	93,636.51
Payment	08/14/2018	Batch ...	Fort Cobb Fuel Auth...		1125 · Deposit ...		546.77	93,089.74
General Journal	08/14/2018	18081...	Fort Cobb Fuel Auth...	Proctor Acct. ...	488 · Penalties...	50.00		93,139.74
Payment	08/15/2018	Batch ...	Fort Cobb Fuel Auth...		1121 · Deposit ...		456.30	92,683.44
Payment	08/15/2018	Batch ...	Fort Cobb Fuel Auth...		1181 · Money ...		75.84	92,607.60
Payment	08/15/2018	Batch ...	Fort Cobb Fuel Auth...		1181 · Money ...		119.51	92,488.09
Payment	08/15/2018	Batch ...	Fort Cobb Fuel Auth...		1107 · Checkin...		169.99	92,318.10
Payment	08/15/2018	Batch ...	Fort Cobb Fuel Auth...		1107 · Checkin...		5,952.83	86,365.27
Payment	08/16/2018	Batch ...	Fort Cobb Fuel Auth...		1107 · Checkin...		695.49	85,669.78
Payment	08/16/2018	Batch ...	Fort Cobb Fuel Auth...		1121 · Deposit ...		68.89	85,600.89
Payment	08/16/2018	Batch ...	Fort Cobb Fuel Auth...		1181 · Money ...		95.00	85,505.89
Payment	08/16/2018	Batch ...	Fort Cobb Fuel Auth...		1181 · Money ...		391.65	85,114.24
Payment	08/16/2018	Batch ...	Fort Cobb Fuel Auth...		1107 · Checkin...		109.92	85,004.32
Payment	08/16/2018	Batch ...	Fort Cobb Fuel Auth...		1125 · Deposit ...		1,642.41	83,361.91
Payment	08/17/2018	Batch ...	Fort Cobb Fuel Auth...		1107 · Checkin...		396.25	82,965.66
Payment	08/17/2018	Batch ...	Fort Cobb Fuel Auth...		1107 · Checkin...		2,675.53	80,290.13
Payment	08/17/2018	Batch ...	Fort Cobb Fuel Auth...		1107 · Checkin...		482.37	79,807.76
Payment	08/17/2018	Batch ...	Fort Cobb Fuel Auth...		1121 · Deposit ...		104.80	79,702.96
Payment	08/17/2018	Batch ...	Fort Cobb Fuel Auth...		1181 · Money ...		189.98	79,512.98
General Journal	08/17/2018	18081...	Fort Cobb Fuel Auth...	Michael Book...	904 · Bad Debt	487.32		80,000.30

Fort Cobb Fuel Authority
General Ledger
As of December 31, 2018

Type	Date	Num	Name	Memo	Split	Debit	Credit	Balance
General Journal	08/17/2018	18081...	Fort Cobb Fuel Auth...	Caddo Housin...	488 · Penalties...	50.00		80,050.30
Check	08/20/2018	1786	Fort Cobb Fuel Auth...	Alexandra Gei...	1107 · Checkin...	60.05		80,110.35
Payment	08/20/2018	Batch ...	Fort Cobb Fuel Auth...		1107 · Checkin...		13,607.56	66,502.79
Payment	08/20/2018	Batch ...	Fort Cobb Fuel Auth...		1107 · Checkin...		1,030.43	65,472.36
Payment	08/20/2018	Batch ...	Fort Cobb Fuel Auth...		1121 · Deposit ...		709.13	64,763.23
Payment	08/21/2018	Batch ...	Fort Cobb Fuel Auth...		1107 · Checkin...		1,189.72	63,573.51
Payment	08/21/2018	Batch ...	Fort Cobb Fuel Auth...		1181 · Money ...		93.12	63,480.39
Payment	08/22/2018	Batch ...	Fort Cobb Fuel Auth...		1121 · Deposit ...		19.80	63,460.59
Payment	08/22/2018	Batch ...	Fort Cobb Fuel Auth...		1122 · Deposit ...		20.00	63,440.59
Payment	08/22/2018	Batch ...	Fort Cobb Fuel Auth...		1107 · Checkin...		348.56	63,092.03
Payment	08/22/2018	Batch ...	Fort Cobb Fuel Auth...		1125 · Deposit ...		630.30	62,461.73
Payment	08/23/2018	Batch ...	Fort Cobb Fuel Auth...		1107 · Checkin...		100.00	62,361.73
Payment	08/23/2018	Batch ...	Fort Cobb Fuel Auth...		1107 · Checkin...		1,416.62	60,945.11
Payment	08/23/2018	Batch ...	Fort Cobb Fuel Auth...		1107 · Checkin...		12,758.79	48,186.32
Payment	08/23/2018	Batch ...	Fort Cobb Fuel Auth...		1121 · Deposit ...		34.96	48,151.36
Payment	08/23/2018	Batch ...	Fort Cobb Fuel Auth...		1122 · Deposit ...		28.83	48,122.53
Payment	08/23/2018	Batch ...	Fort Cobb Fuel Auth...		1122 · Deposit ...		33.96	48,088.57
Payment	08/23/2018	Batch ...	Fort Cobb Fuel Auth...		1181 · Money ...		28.00	48,060.57
General Journal	08/23/2018	18083...	Fort Cobb Fuel Auth...	Write Off Bad...	904 · Bad Debt		5,243.77	42,816.80
Payment	08/24/2018	Batch ...	Fort Cobb Fuel Auth...		1107 · Checkin...		360.80	42,456.00
Payment	08/24/2018	Batch ...	Fort Cobb Fuel Auth...		1107 · Checkin...		7,016.75	35,439.25
Payment	08/24/2018	Batch ...	Fort Cobb Fuel Auth...		1107 · Checkin...		377.47	35,061.78
Payment	08/24/2018	Batch ...	Fort Cobb Fuel Auth...		1121 · Deposit ...		33.89	35,027.89
Payment	08/24/2018	Batch ...	Fort Cobb Fuel Auth...		1122 · Deposit ...		35.10	34,992.79
Payment	08/24/2018	Batch ...	Fort Cobb Fuel Auth...		1126 · Deposit ...		100.00	34,892.79
Payment	08/24/2018	Batch ...	Fort Cobb Fuel Auth...		1126 · Deposit ...		159.05	34,733.74
Payment	08/27/2018	Batch ...	Fort Cobb Fuel Auth...		1107 · Checkin...		972.66	33,761.08
Payment	08/27/2018	Batch ...	Fort Cobb Fuel Auth...		1107 · Checkin...		1,460.97	32,300.11
Payment	08/27/2018	Batch ...	Fort Cobb Fuel Auth...		1122 · Deposit ...		257.42	32,042.69
Payment	08/27/2018	Batch ...	Fort Cobb Fuel Auth...		1181 · Money ...		97.20	31,945.49
Payment	08/27/2018	Batch ...	Fort Cobb Fuel Auth...		1181 · Money ...		167.35	31,778.14
Payment	08/27/2018	Batch ...	Fort Cobb Fuel Auth...		1125 · Deposit ...		695.07	31,083.07
General Journal	08/27/2018	18083...	Fort Cobb Fuel Auth...	Patterson Acc...	488 · Penalties...	100.00		31,183.07
Payment	08/28/2018	Batch ...	Fort Cobb Fuel Auth...		1107 · Checkin...		727.83	30,455.24
Payment	08/28/2018	Batch ...	Fort Cobb Fuel Auth...		1107 · Checkin...		627.26	29,827.98
Payment	08/28/2018	Batch ...	Fort Cobb Fuel Auth...		1121 · Deposit ...		158.01	29,669.97
Payment	08/28/2018	Batch ...	Fort Cobb Fuel Auth...		1181 · Money ...		112.84	29,557.13
Payment	08/29/2018	Batch ...	Fort Cobb Fuel Auth...		1107 · Checkin...		417.26	29,139.87
Payment	08/29/2018	Batch ...	Fort Cobb Fuel Auth...		1122 · Deposit ...		100.00	29,039.87
Payment	08/29/2018	Batch ...	Fort Cobb Fuel Auth...		1181 · Money ...		50.00	28,989.87
Payment	08/30/2018	Batch ...	Fort Cobb Fuel Auth...		1107 · Checkin...		640.65	28,349.22
Payment	08/30/2018	Batch ...	Fort Cobb Fuel Auth...		1107 · Checkin...		399.45	27,949.77
General Journal	08/30/2018	18083...	Fort Cobb Fuel Auth...	King Sod Acct...	414.94 · Engin...	130.00		28,079.77
Payment	08/31/2018	Batch ...	Fort Cobb Fuel Auth...		1107 · Checkin...		5,106.51	22,973.26
Payment	08/31/2018	Batch ...	Fort Cobb Fuel Auth...		1122 · Deposit ...		43.03	22,930.23
General Journal	08/31/2018	18083...	Fort Cobb Fuel Auth...	Multi-Meter A...	481.41 · Agricu...		225.88	22,704.35
General Journal	08/31/2018	18090...	Fort Cobb Fuel Auth...	penalty calcul...	488 · Penalties...	258.65		22,963.00
General Journal	08/31/2018	18090...	Fort Cobb Fuel Auth...	8/2/18-8/31/1...	480.01 · Resid...		542.99	22,420.01
General Journal	08/31/2018	18090...	Fort Cobb Fuel Auth...	Adj level pay-...	2415 · Level P...	3,516.45		25,936.46

Fort Cobb Fuel Authority
General Ledger
As of December 31, 2018

Type	Date	Num	Name	Memo	Split	Debit	Credit	Balance
General Journal	08/31/2018	18090...	Fort Cobb Fuel Auth...	ACCOUNTS ...	480.01 · Resid...	94,608.15		120,544.61
General Journal	09/01/2018	18090...	Fort Cobb Fuel Auth...	Natural Gas B...	812 · Gas use...		86.13	120,458.48
General Journal	09/01/2018	18090...	Fort Cobb Fuel Auth...	Mildred Hicks ...	480.02 · Resid...	19.51		120,477.99
Payment	09/04/2018	Batch ...	Fort Cobb Fuel Auth...		1107 · Checkin...		363.72	120,114.27
Payment	09/04/2018	Batch ...	Fort Cobb Fuel Auth...		1107 · Checkin...		310.85	119,803.42
Payment	09/04/2018	Batch ...	Fort Cobb Fuel Auth...		1107 · Checkin...		496.02	119,307.40
Payment	09/04/2018	Batch ...	Fort Cobb Fuel Auth...		1107 · Checkin...		597.49	118,709.91
Payment	09/04/2018	Batch ...	Fort Cobb Fuel Auth...		1121 · Deposit ...		105.00	118,604.91
Payment	09/04/2018	Batch ...	Fort Cobb Fuel Auth...		1181 · Money ...		44.39	118,560.52
Payment	09/04/2018	Batch ...	Fort Cobb Fuel Auth...		1125 · Deposit ...		1,070.45	117,490.07
Payment	09/04/2018	Batch ...	Fort Cobb Fuel Auth...		1122 · Deposit ...		141.43	117,348.64
Payment	09/04/2018	Batch ...	Fort Cobb Fuel Auth...		1122 · Deposit ...		0.10	117,348.54
General Journal	09/05/2018	18090...	Fort Cobb Fuel Auth...	Craig Kenned...	2499 · EEP Co...		1,200.00	116,148.54
Check	09/05/2018	1791	Fort Cobb Fuel Auth...	Andrea Jame...	1107 · Checkin...	111.18		116,259.72
Check	09/05/2018	1792	Fort Cobb Fuel Auth...	Bradley Garre...	1107 · Checkin...	126.53		116,386.25
Check	09/05/2018	1793	Fort Cobb Fuel Auth...	Emmari Hum...	1107 · Checkin...	0.00		116,386.25
Payment	09/05/2018	Batch ...	Fort Cobb Fuel Auth...		1107 · Checkin...		125.44	116,260.81
Payment	09/05/2018	Batch ...	Fort Cobb Fuel Auth...		1107 · Checkin...		305.42	115,955.39
Payment	09/05/2018	Batch ...	Fort Cobb Fuel Auth...		1122 · Deposit ...		52.12	115,903.27
Payment	09/06/2018	Batch ...	Fort Cobb Fuel Auth...		1107 · Checkin...		68.83	115,834.44
Payment	09/06/2018	Batch ...	Fort Cobb Fuel Auth...		1121 · Deposit ...		99.51	115,734.93
Payment	09/06/2018	Batch ...	Fort Cobb Fuel Auth...		1122 · Deposit ...		100.00	115,634.93
Payment	09/07/2018	Batch ...	Fort Cobb Fuel Auth...		1107 · Checkin...		161.63	115,473.30
Payment	09/07/2018	Batch ...	Fort Cobb Fuel Auth...		1107 · Checkin...		443.37	115,029.93
Payment	09/07/2018	Batch ...	Fort Cobb Fuel Auth...		1181 · Money ...		30.81	114,999.12
Payment	09/07/2018	Batch ...	Fort Cobb Fuel Auth...		1107 · Checkin...		551.36	114,447.76
Payment	09/10/2018	Batch ...	Fort Cobb Fuel Auth...		1107 · Checkin...		3,065.87	111,381.89
Payment	09/10/2018	Batch ...	Fort Cobb Fuel Auth...		1107 · Checkin...		521.13	110,860.76
Payment	09/10/2018	Batch ...	Fort Cobb Fuel Auth...		1121 · Deposit ...		67.99	110,792.77
Payment	09/10/2018	Batch ...	Fort Cobb Fuel Auth...		1122 · Deposit ...		84.02	110,708.75
Payment	09/10/2018	Batch ...	Fort Cobb Fuel Auth...		1181 · Money ...		39.90	110,668.85
Payment	09/11/2018	Batch ...	Fort Cobb Fuel Auth...		1107 · Checkin...		5,442.03	105,226.82
Payment	09/11/2018	Batch ...	Fort Cobb Fuel Auth...		1122 · Deposit ...		59.00	105,167.82
Payment	09/11/2018	Batch ...	Fort Cobb Fuel Auth...		1181 · Money ...		26.45	105,141.37
Payment	09/11/2018	Batch ...	Fort Cobb Fuel Auth...		1181 · Money ...		206.24	104,935.13
Payment	09/11/2018	Batch ...	Fort Cobb Fuel Auth...		1125 · Deposit ...		878.54	104,056.59
General Journal	09/11/2018	18091...	Fort Cobb Fuel Auth...	Paul Tradii Ac...	480.02 · Resid...		19.51	104,037.08
Payment	09/12/2018	Batch ...	Fort Cobb Fuel Auth...		1107 · Checkin...		5,328.98	98,708.10
Payment	09/12/2018	Batch ...	Fort Cobb Fuel Auth...		1121 · Deposit ...		263.42	98,444.68
Payment	09/12/2018	Batch ...	Fort Cobb Fuel Auth...		1121 · Deposit ...		703.55	97,741.13
Payment	09/12/2018	Batch ...	Fort Cobb Fuel Auth...		1122 · Deposit ...		178.31	97,562.82
Payment	09/12/2018	Batch ...	Fort Cobb Fuel Auth...		1181 · Money ...		221.06	97,341.76
Payment	09/12/2018	Batch ...	Fort Cobb Fuel Auth...		1107 · Checkin...		540.40	96,801.36
Deposit	09/13/2018	ACH	Fort Cobb Fuel Auth...	Bank Draft	1107 · Checkin...		4,554.02	92,247.34
Payment	09/13/2018	Batch ...	Fort Cobb Fuel Auth...		1107 · Checkin...		9,037.95	83,209.39
Payment	09/13/2018	Batch ...	Fort Cobb Fuel Auth...		1121 · Deposit ...		194.81	83,014.58
Payment	09/13/2018	Batch ...	Fort Cobb Fuel Auth...		1181 · Money ...		155.99	82,858.59
Payment	09/13/2018	Batch ...	Fort Cobb Fuel Auth...		1107 · Checkin...		450.16	82,408.43
Payment	09/13/2018	Batch ...	Fort Cobb Fuel Auth...		1125 · Deposit ...		447.44	81,960.99

Fort Cobb Fuel Authority
General Ledger
As of December 31, 2018

Type	Date	Num	Name	Memo	Split	Debit	Credit	Balance
Payment	09/14/2018	Batch ...	Fort Cobb Fuel Auth...		1107 · Checkin...		2,793.33	79,167.66
Payment	09/14/2018	Batch ...	Fort Cobb Fuel Auth...		1107 · Checkin...		711.10	78,456.56
Payment	09/14/2018	Batch ...	Fort Cobb Fuel Auth...		1121 · Deposit ...		42.71	78,413.85
Payment	09/14/2018	Batch ...	Fort Cobb Fuel Auth...		1107 · Checkin...		238.79	78,175.06
General Journal	09/14/2018	18091...	Fort Cobb Fuel Auth...	Odie Tackett ...	488 · Penalties...	50.00		78,225.06
General Journal	09/14/2018	18091...	Fort Cobb Fuel Auth...	Judy Elizondo...	488 · Penalties...	25.00		78,250.06
Payment	09/17/2018	Batch ...	Fort Cobb Fuel Auth...		1107 · Checkin...		8,223.73	70,026.33
Payment	09/17/2018	Batch ...	Fort Cobb Fuel Auth...		1107 · Checkin...		747.42	69,278.91
Payment	09/17/2018	Batch ...	Fort Cobb Fuel Auth...		1121 · Deposit ...		189.79	69,089.12
Payment	09/17/2018	Batch ...	Fort Cobb Fuel Auth...		1121 · Deposit ...		283.84	68,805.28
Payment	09/17/2018	Batch ...	Fort Cobb Fuel Auth...		1122 · Deposit ...		19.51	68,785.77
Payment	09/17/2018	Batch ...	Fort Cobb Fuel Auth...		1181 · Money ...		164.02	68,621.75
Check	09/17/2018	1797	Fort Cobb Fuel Auth...	Alexis Alvarez...	1107 · Checkin...	130.49		68,752.24
Payment	09/18/2018	Batch ...	Fort Cobb Fuel Auth...		1122 · Deposit ...		183.15	68,569.09
Payment	09/18/2018	Batch ...	Fort Cobb Fuel Auth...		1181 · Money ...		72.99	68,496.10
Payment	09/18/2018	Batch ...	Fort Cobb Fuel Auth...		1125 · Deposit ...		1,597.23	66,898.87
Payment	09/19/2018	Batch ...	Fort Cobb Fuel Auth...		1121 · Deposit ...		188.11	66,710.76
Payment	09/19/2018	Batch ...	Fort Cobb Fuel Auth...		1121 · Deposit ...		412.22	66,298.54
Payment	09/19/2018	Batch ...	Fort Cobb Fuel Auth...		1122 · Deposit ...		44.89	66,253.65
Payment	09/19/2018	Batch ...	Fort Cobb Fuel Auth...		1181 · Money ...		95.00	66,158.65
Payment	09/19/2018	Batch ...	Fort Cobb Fuel Auth...		1181 · Money ...		172.04	65,986.61
Payment	09/19/2018	Batch ...	Fort Cobb Fuel Auth...		1107 · Checkin...		3,063.34	62,923.27
General Journal	09/19/2018	18092...	Fort Cobb Fuel Auth...	Talhia Hayne...	480.01 · Resid...		38.00	62,885.27
Payment	09/20/2018	Batch ...	Fort Cobb Fuel Auth...		1107 · Checkin...		730.69	62,154.58
Payment	09/20/2018	Batch ...	Fort Cobb Fuel Auth...		1107 · Checkin...		8,161.25	53,993.33
Payment	09/20/2018	Batch ...	Fort Cobb Fuel Auth...		1121 · Deposit ...		31.10	53,962.23
Payment	09/20/2018	Batch ...	Fort Cobb Fuel Auth...		1122 · Deposit ...		88.67	53,873.56
Payment	09/20/2018	Batch ...	Fort Cobb Fuel Auth...		1181 · Money ...		64.35	53,809.21
Payment	09/20/2018	Batch ...	Fort Cobb Fuel Auth...		1181 · Money ...		68.39	53,740.82
Check	09/20/2018	1798	Fort Cobb Fuel Auth...	Jason Fletche...	1107 · Checkin...	93.19		53,834.01
General Journal	09/20/2018	18100...	Fort Cobb Fuel Auth...	Steven Cabee...	488 · Penalties...		19.37	53,814.64
Payment	09/21/2018	Batch ...	Fort Cobb Fuel Auth...		1107 · Checkin...		333.63	53,481.01
Payment	09/21/2018	Batch ...	Fort Cobb Fuel Auth...		1107 · Checkin...		5,545.50	47,935.51
Payment	09/21/2018	Batch ...	Fort Cobb Fuel Auth...		1122 · Deposit ...		17.51	47,918.00
Payment	09/21/2018	Batch ...	Fort Cobb Fuel Auth...		1181 · Money ...		39.98	47,878.02
Payment	09/21/2018	Batch ...	Fort Cobb Fuel Auth...		1181 · Money ...		51.22	47,826.80
Payment	09/24/2018	Batch ...	Fort Cobb Fuel Auth...		1107 · Checkin...		434.61	47,392.19
Payment	09/24/2018	Batch ...	Fort Cobb Fuel Auth...		1107 · Checkin...		6,076.81	41,315.38
Payment	09/24/2018	Batch ...	Fort Cobb Fuel Auth...		1107 · Checkin...		260.30	41,055.08
Payment	09/24/2018	Batch ...	Fort Cobb Fuel Auth...		1107 · Checkin...		3,885.73	37,169.35
Payment	09/24/2018	Batch ...	Fort Cobb Fuel Auth...		1107 · Checkin...		551.30	36,618.05
Payment	09/24/2018	Batch ...	Fort Cobb Fuel Auth...		1122 · Deposit ...		118.12	36,499.93
Payment	09/24/2018	Batch ...	Fort Cobb Fuel Auth...		1181 · Money ...		66.05	36,433.88
Payment	09/24/2018	Batch ...	Fort Cobb Fuel Auth...		1107 · Checkin...		338.33	36,095.55
Payment	09/25/2018	Batch ...	Fort Cobb Fuel Auth...		1107 · Checkin...		2,995.35	33,100.20
Payment	09/25/2018	Batch ...	Fort Cobb Fuel Auth...		1121 · Deposit ...		263.24	32,836.96
Payment	09/25/2018	Batch ...	Fort Cobb Fuel Auth...		1122 · Deposit ...		412.16	32,424.80
Payment	09/25/2018	Batch ...	Fort Cobb Fuel Auth...		1122 · Deposit ...		19.51	32,405.29
Payment	09/25/2018	Batch ...	Fort Cobb Fuel Auth...		1125 · Deposit ...		858.98	31,546.31

Fort Cobb Fuel Authority
General Ledger
As of December 31, 2018

Type	Date	Num	Name	Memo	Split	Debit	Credit	Balance
Payment	09/26/2018	Batch ...	Fort Cobb Fuel Auth...		1107 · Checkin...		3,434.87	28,111.44
Payment	09/26/2018	Batch ...	Fort Cobb Fuel Auth...		1121 · Deposit ...		108.78	28,002.66
Payment	09/26/2018	Batch ...	Fort Cobb Fuel Auth...		1122 · Deposit ...		72.65	27,930.01
Payment	09/27/2018	Batch ...	Fort Cobb Fuel Auth...		1121 · Deposit ...		39.40	27,890.61
Payment	09/27/2018	Batch ...	Fort Cobb Fuel Auth...		1122 · Deposit ...		63.78	27,826.83
Payment	09/27/2018	Batch ...	Fort Cobb Fuel Auth...		1181 · Money ...		173.11	27,653.72
Payment	09/28/2018	Batch ...	Fort Cobb Fuel Auth...		1107 · Checkin...		459.06	27,194.66
Payment	09/28/2018	Batch ...	Fort Cobb Fuel Auth...		1107 · Checkin...		711.71	26,482.95
Payment	09/28/2018	Batch ...	Fort Cobb Fuel Auth...		1107 · Checkin...		219.19	26,263.76
Payment	09/28/2018	Batch ...	Fort Cobb Fuel Auth...		1122 · Deposit ...		200.00	26,063.76
Payment	09/28/2018	Batch ...	Fort Cobb Fuel Auth...		1181 · Money ...		145.76	25,918.00
Payment	09/28/2018	Batch ...	Fort Cobb Fuel Auth...		1125 · Deposit ...		647.04	25,270.96
Payment	09/28/2018	Batch ...	Fort Cobb Fuel Auth...		1126 · Deposit ...		430.00	24,840.96
General Journal	09/30/2018	18100...	Fort Cobb Fuel Auth...	ACCOUNTS ...	480.01 · Resid...	84,885.55		109,726.51
General Journal	09/30/2018	18100...	Fort Cobb Fuel Auth...	9/2/18-9/30/1...	480.01 · Resid...		366.11	109,360.40
General Journal	09/30/2018	18100...	Fort Cobb Fuel Auth...	penalty calcul...	488 · Penalties...	307.58		109,667.98
General Journal	09/30/2018	18100...	Fort Cobb Fuel Auth...	Adj level pay-...	2415 · Level P...		1,684.05	107,983.93
General Journal	09/30/2018	18100...	Fort Cobb Fuel Auth...	Multi-Meter A...	481.41 · Agricu...		118.22	107,865.71
General Journal	09/30/2018	18100...	Fort Cobb Fuel Auth...	King Sod, Lo...	414.94 · Engin...	250.00		108,115.71
Payment	10/01/2018	Batch ...	Fort Cobb Fuel Auth...		1107 · Checkin...		179.94	107,935.77
Payment	10/01/2018	Batch ...	Fort Cobb Fuel Auth...		1107 · Checkin...		150.00	107,785.77
General Journal	10/01/2018	18100...	Fort Cobb Fuel Auth...	Reconnect Fe...	488 · Penalties...	200.00		107,985.77
Payment	10/01/2018	Batch ...	Fort Cobb Fuel Auth...		1122 · Deposit ...		45.58	107,940.19
Payment	10/02/2018	Batch ...	Fort Cobb Fuel Auth...		1107 · Checkin...		888.19	107,052.00
Payment	10/02/2018	Batch ...	Fort Cobb Fuel Auth...		1121 · Deposit ...		20.00	107,032.00
Payment	10/02/2018	Batch ...	Fort Cobb Fuel Auth...		1121 · Deposit ...		66.02	106,965.98
Payment	10/02/2018	Batch ...	Fort Cobb Fuel Auth...		1122 · Deposit ...		82.53	106,883.45
Check	10/02/2018	1804	Fort Cobb Fuel Auth...	Crystal Bower...	1107 · Checkin...	109.48		106,992.93
General Journal	10/02/2018	18110...	Fort Cobb Fuel Auth...	Natural Gas B...	812 · Gas use...		83.45	106,909.48
Payment	10/03/2018	Batch ...	Fort Cobb Fuel Auth...		1107 · Checkin...		299.83	106,609.65
Payment	10/03/2018	Batch ...	Fort Cobb Fuel Auth...		1107 · Checkin...		623.98	105,985.67
Payment	10/03/2018	Batch ...	Fort Cobb Fuel Auth...		1107 · Checkin...		348.79	105,636.88
Payment	10/03/2018	Batch ...	Fort Cobb Fuel Auth...		1107 · Checkin...		406.31	105,230.57
Payment	10/03/2018	Batch ...	Fort Cobb Fuel Auth...		1121 · Deposit ...		50.00	105,180.57
Payment	10/03/2018	Batch ...	Fort Cobb Fuel Auth...		1181 · Money ...		122.40	105,058.17
Payment	10/03/2018	Batch	Fort Cobb Fuel Auth...		1125 · Deposit ...		322.68	104,735.49
Payment	10/04/2018	Batch ...	Fort Cobb Fuel Auth...		1107 · Checkin...		158.94	104,576.55
Payment	10/05/2018	Batch ...	Fort Cobb Fuel Auth...		1107 · Checkin...		432.25	104,144.30
Payment	10/05/2018	Batch ...	Fort Cobb Fuel Auth...		1121 · Deposit ...		273.60	103,870.70
Payment	10/05/2018	Batch ...	Fort Cobb Fuel Auth...		1122 · Deposit ...		111.04	103,759.66
Payment	10/08/2018	Batch ...	Fort Cobb Fuel Auth...		1122 · Deposit ...		17.90	103,741.76
Check	10/08/2018	1807	Fort Cobb Fuel Auth...	Shannon Jen...	1107 · Checkin...	46.01		103,787.77
Payment	10/09/2018	Batch ...	Fort Cobb Fuel Auth...		1121 · Deposit ...		328.76	103,459.01
Payment	10/09/2018	Batch ...	Fort Cobb Fuel Auth...		1122 · Deposit ...		40.53	103,418.48
Payment	10/09/2018	Batch ...	Fort Cobb Fuel Auth...		1122 · Deposit ...		58.17	103,360.31
Payment	10/09/2018	Batch ...	Fort Cobb Fuel Auth...		1181 · Money ...		371.35	102,988.96
Payment	10/09/2018	Batch ...	Fort Cobb Fuel Auth...		1107 · Checkin...		625.47	102,363.49
Payment	10/09/2018	Batch ...	Fort Cobb Fuel Auth...		1107 · Checkin...		525.79	101,837.70
Payment	10/09/2018	Batch ...	Fort Cobb Fuel Auth...		1107 · Checkin...		1,588.75	100,248.95

Fort Cobb Fuel Authority
General Ledger
As of December 31, 2018

Type	Date	Num	Name	Memo	Split	Debit	Credit	Balance
Payment	10/09/2018	Batch ...	Fort Cobb Fuel Auth...		1107 · Checkin...		103.03	100,145.92
Payment	10/09/2018	CR 18...	Fort Cobb Fuel Auth...		1107 · Checkin...		947.42	99,198.50
Payment	10/10/2018	Batch ...	Fort Cobb Fuel Auth...		1122 · Deposit ...		108.99	99,089.51
Payment	10/10/2018	Batch ...	Fort Cobb Fuel Auth...		1125 · Deposit ...		712.55	98,376.96
Payment	10/10/2018	Batch ...	Fort Cobb Fuel Auth...		1181 · Money ...		145.03	98,231.93
Payment	10/10/2018	Batch ...	Fort Cobb Fuel Auth...		1107 · Checkin...		350.64	97,881.29
Payment	10/10/2018	Batch ...	Fort Cobb Fuel Auth...		1107 · Checkin...		5,321.08	92,560.21
Payment	10/11/2018	Batch ...	Fort Cobb Fuel Auth...		1107 · Checkin...		262.50	92,297.71
Deposit	10/11/2018	ACH	Fort Cobb Fuel Auth...	Bank Draft	1107 · Checkin...		4,445.33	87,852.38
Payment	10/11/2018	Batch ...	Fort Cobb Fuel Auth...		1121 · Deposit ...		508.79	87,343.59
General Journal	10/12/2018	18101...	Fort Cobb Fuel Auth...	Lookeba Sickl...	481.11 · Com...	225.33		87,568.92
General Journal	10/12/2018	18101...	Fort Cobb Fuel Auth...	Lucinda Gree...	488 · Penalties...	146.46		87,715.38
Payment	10/12/2018	Batch ...	Fort Cobb Fuel Auth...		1107 · Checkin...		4,640.99	83,074.39
Payment	10/12/2018	Batch ...	Fort Cobb Fuel Auth...		1107 · Checkin...		4,136.92	78,937.47
Payment	10/12/2018	Batch ...	Fort Cobb Fuel Auth...		1121 · Deposit ...		18.35	78,919.12
Payment	10/12/2018	Batch ...	Fort Cobb Fuel Auth...		1121 · Deposit ...		187.86	78,731.26
Payment	10/12/2018	Batch ...	Fort Cobb Fuel Auth...		1181 · Money ...		34.80	78,696.46
Payment	10/12/2018	Batch ...	Fort Cobb Fuel Auth...		1181 · Money ...		37.68	78,658.78
Payment	10/12/2018	Batch ...	Fort Cobb Fuel Auth...		1181 · Money ...		183.66	78,475.12
Payment	10/12/2018	Batch ...	Fort Cobb Fuel Auth...		1107 · Checkin...		227.43	78,247.69
Payment	10/12/2018	Batch ...	Fort Cobb Fuel Auth...		1107 · Checkin...		939.00	77,308.69
Payment	10/15/2018	Batch ...	Fort Cobb Fuel Auth...		1107 · Checkin...		10,694.65	66,614.04
Payment	10/15/2018	Batch ...	Fort Cobb Fuel Auth...		1121 · Deposit ...		26.56	66,587.48
Payment	10/15/2018	Batch ...	Fort Cobb Fuel Auth...		1121 · Deposit ...		126.89	66,460.59
Payment	10/15/2018	Batch ...	Fort Cobb Fuel Auth...		1122 · Deposit ...		83.44	66,377.15
Payment	10/15/2018	Batch ...	Fort Cobb Fuel Auth...		1125 · Deposit ...		2,834.65	63,542.50
Payment	10/15/2018	Batch ...	Fort Cobb Fuel Auth...		1181 · Money ...		161.94	63,380.56
Payment	10/15/2018	Batch ...	Fort Cobb Fuel Auth...		1181 · Money ...		201.49	63,179.07
Payment	10/15/2018	Batch ...	Fort Cobb Fuel Auth...		1107 · Checkin...		429.42	62,749.65
Payment	10/16/2018	Batch ...	Fort Cobb Fuel Auth...		1121 · Deposit ...		247.63	62,502.02
Payment	10/16/2018	Batch ...	Fort Cobb Fuel Auth...		1122 · Deposit ...		158.67	62,343.35
Payment	10/16/2018	Batch ...	Fort Cobb Fuel Auth...		1181 · Money ...		113.75	62,229.60
Payment	10/16/2018	Batch ...	Fort Cobb Fuel Auth...		1107 · Checkin...		1,058.74	61,170.86
Payment	10/17/2018	Batch ...	Fort Cobb Fuel Auth...		1107 · Checkin...		1,218.55	59,952.31
Payment	10/17/2018	Batch ...	Fort Cobb Fuel Auth...		1107 · Checkin...		11,840.21	48,112.10
Payment	10/17/2018	Batch ...	Fort Cobb Fuel Auth...		1107 · Checkin...		3,444.32	44,667.78
Payment	10/17/2018	Batch ...	Fort Cobb Fuel Auth...		1181 · Money ...		95.00	44,572.78
Payment	10/18/2018	Batch ...	Fort Cobb Fuel Auth...		1121 · Deposit ...		50.00	44,522.78
Payment	10/18/2018	Batch ...	Fort Cobb Fuel Auth...		1121 · Deposit ...		463.99	44,058.79
Payment	10/18/2018	Batch ...	Fort Cobb Fuel Auth...		1122 · Deposit ...		68.36	43,990.43
Payment	10/18/2018	Batch ...	Fort Cobb Fuel Auth...		1181 · Money ...		124.71	43,865.72
General Journal	10/18/2018	180620	Fort Cobb Fuel Auth...	Engie insight ...	1107 · Checkin...	66.84		43,932.56
Payment	10/18/2018	Batch ...	Fort Cobb Fuel Auth...		1126 · Deposit ...		210.06	43,722.50
Payment	10/19/2018	Batch ...	Fort Cobb Fuel Auth...		1107 · Checkin...		1,188.62	42,533.88
Payment	10/19/2018	Batch ...	Fort Cobb Fuel Auth...		1107 · Checkin...		359.07	42,174.81
Payment	10/19/2018	Batch ...	Fort Cobb Fuel Auth...		1121 · Deposit ...		81.54	42,093.27
Payment	10/19/2018	Batch ...	Fort Cobb Fuel Auth...		1122 · Deposit ...		312.54	41,780.73
Payment	10/22/2018	Batch ...	Fort Cobb Fuel Auth...		1107 · Checkin...		662.98	41,117.75
Payment	10/22/2018	Batch ...	Fort Cobb Fuel Auth...		1107 · Checkin...		2,714.91	38,402.84

Fort Cobb Fuel Authority
General Ledger
As of December 31, 2018

Type	Date	Num	Name	Memo	Split	Debit	Credit	Balance
Payment	10/22/2018	Batch ...	Fort Cobb Fuel Auth...		1107 · Checkin...		357.75	38,045.09
Payment	10/22/2018	Batch ...	Fort Cobb Fuel Auth...		1122 · Deposit ...		117.03	37,928.06
Payment	10/22/2018	Batch ...	Fort Cobb Fuel Auth...		1122 · Deposit ...		360.00	37,568.06
Payment	10/22/2018	Batch ...	Fort Cobb Fuel Auth...		1181 · Money ...		22.70	37,545.36
Payment	10/22/2018	Batch ...	Fort Cobb Fuel Auth...		1181 · Money ...		85.08	37,460.28
Payment	10/22/2018	Batch ...	Fort Cobb Fuel Auth...		1181 · Money ...		89.37	37,370.91
Payment	10/22/2018	Batch ...	Fort Cobb Fuel Auth...		1107 · Checkin...		9,456.07	27,914.84
Payment	10/23/2018	Batch ...	Fort Cobb Fuel Auth...		1107 · Checkin...		608.22	27,306.62
Payment	10/23/2018	Batch ...	Fort Cobb Fuel Auth...		1107 · Checkin...		4,064.14	23,242.48
Payment	10/23/2018	Batch ...	Fort Cobb Fuel Auth...		1121 · Deposit ...		95.73	23,146.75
Payment	10/23/2018	Batch ...	Fort Cobb Fuel Auth...		1122 · Deposit ...		16.84	23,129.91
Payment	10/23/2018	Batch ...	Fort Cobb Fuel Auth...		1125 · Deposit ...		1,521.68	21,608.23
Payment	10/23/2018	Batch ...	Fort Cobb Fuel Auth...		1107 · Checkin...		547.49	21,060.74
Payment	10/24/2018	Batch ...	Fort Cobb Fuel Auth...		1121 · Deposit ...		86.20	20,974.54
Payment	10/24/2018	Batch ...	Fort Cobb Fuel Auth...		1107 · Checkin...		3,733.30	17,241.24
Payment	10/24/2018	Batch ...	Fort Cobb Fuel Auth...		1107 · Checkin...		246.04	16,995.20
Payment	10/24/2018	Batch ...	Fort Cobb Fuel Auth...		1126 · Deposit ...		120.00	16,875.20
Payment	10/25/2018	Batch ...	Fort Cobb Fuel Auth...		1121 · Deposit ...		34.29	16,840.91
Payment	10/25/2018	Batch ...	Fort Cobb Fuel Auth...		1122 · Deposit ...		92.64	16,748.27
Payment	10/25/2018	Batch ...	Fort Cobb Fuel Auth...		1181 · Money ...		34.23	16,714.04
Payment	10/25/2018	Batch ...	Fort Cobb Fuel Auth...		1181 · Money ...		34.29	16,679.75
Payment	10/25/2018	Batch ...	Fort Cobb Fuel Auth...		1107 · Checkin...		2,379.40	14,300.35
General Journal	10/25/2018	18120...	Fort Cobb Fuel Auth...	Brett Holder A...	488 · Penalties...		1.02	14,299.33
Payment	10/26/2018	Batch ...	Fort Cobb Fuel Auth...		1121 · Deposit ...		43.24	14,256.09
Payment	10/26/2018	Batch ...	Fort Cobb Fuel Auth...		1122 · Deposit ...		47.39	14,208.70
Payment	10/26/2018	Batch ...	Fort Cobb Fuel Auth...		1181 · Money ...		49.80	14,158.90
Payment	10/26/2018	Batch ...	Fort Cobb Fuel Auth...		1125 · Deposit ...		743.98	13,414.92
Payment	10/29/2018	Batch ...	Fort Cobb Fuel Auth...		1107 · Checkin...		1,627.15	11,787.77
Payment	10/29/2018	Batch ...	Fort Cobb Fuel Auth...		1107 · Checkin...		269.44	11,518.33
Payment	10/29/2018	Batch ...	Fort Cobb Fuel Auth...		1107 · Checkin...		768.77	10,749.56
Payment	10/29/2018	Batch ...	Fort Cobb Fuel Auth...		1122 · Deposit ...		33.30	10,716.26
Payment	10/29/2018	Batch ...	Fort Cobb Fuel Auth...		1181 · Money ...		99.53	10,616.73
Payment	10/29/2018	Batch ...	Fort Cobb Fuel Auth...		1107 · Checkin...		1,148.49	9,468.24
Payment	10/30/2018	Batch ...	Fort Cobb Fuel Auth...		1107 · Checkin...		855.77	8,612.47
Payment	10/30/2018	Batch ...	Fort Cobb Fuel Auth...		1121 · Deposit ...		61.40	8,551.07
Payment	10/30/2018	Batch ...	Fort Cobb Fuel Auth...		1122 · Deposit ...		42.35	8,508.72
General Journal	10/30/2018	18110...	Fort Cobb Fuel Auth...	Adjustment to...	488 · Penalties...		8.24	8,500.48
Payment	10/31/2018	Batch ...	Fort Cobb Fuel Auth...		1107 · Checkin...		166.02	8,334.46
Payment	10/31/2018	Batch ...	Fort Cobb Fuel Auth...		1181 · Money ...		19.12	8,315.34
General Journal	10/31/2018	18103...	Fort Cobb Fuel Auth...	Multi-Meter A...	481.41 · Agricu...		7.48	8,307.86
Payment	10/31/2018	Batch ...	Fort Cobb Fuel Auth...		1125 · Deposit ...		788.94	7,518.92
Payment	10/31/2018	Batch ...	Fort Cobb Fuel Auth...		1107 · Checkin...		163.57	7,355.35
General Journal	10/31/2018	18110...	Fort Cobb Fuel Auth...	ACCOUNTS ...	480.01 · Resid...	151,882.43		159,237.78
General Journal	10/31/2018	18110...	Fort Cobb Fuel Auth...	penalty calcul...	488 · Penalties...	218.91		159,456.69
General Journal	10/31/2018	181103	Fort Cobb Fuel Auth...	10/2/18-10/31...	480.01 · Resid...		93.73	159,362.96
General Journal	10/31/2018	18110...	Fort Cobb Fuel Auth...	Adj level pay-...	2415 · Level P...	5,330.13		164,693.09
General Journal	10/31/2018	18110...	Fort Cobb Fuel Auth...	Reconnect Fe...	488 · Penalties...	200.00		164,893.09
Payment	11/01/2018	Batch ...	Fort Cobb Fuel Auth...		1121 · Deposit ...		157.00	164,736.09
Payment	11/01/2018	Batch ...	Fort Cobb Fuel Auth...		1122 · Deposit ...		33.29	164,702.80

Fort Cobb Fuel Authority
General Ledger
As of December 31, 2018

Type	Date	Num	Name	Memo	Split	Debit	Credit	Balance
Payment	11/01/2018	Batch ...	Fort Cobb Fuel Auth...		1107 · Checkin...		191.10	164,511.70
General Journal	11/01/2018	18120...	Fort Cobb Fuel Auth...	New Covenan...	481.11 · Com...		162.80	164,348.90
Payment	11/02/2018	Batch ...	Fort Cobb Fuel Auth...		1107 · Checkin...		478.64	163,870.26
Payment	11/02/2018	Batch ...	Fort Cobb Fuel Auth...		1122 · Deposit ...		60.51	163,809.75
Payment	11/02/2018	Batch ...	Fort Cobb Fuel Auth...		1107 · Checkin...		125.34	163,684.41
Payment	11/02/2018	Batch ...	Fort Cobb Fuel Auth...		1107 · Checkin...		509.15	163,175.26
General Journal	11/02/2018	18120...	Fort Cobb Fuel Auth...	Natural Gas B...	812 · Gas use...		223.48	162,951.78
Payment	11/05/2018	Batch ...	Fort Cobb Fuel Auth...		1107 · Checkin...		177.15	162,774.63
Payment	11/05/2018	Batch ...	Fort Cobb Fuel Auth...		1107 · Checkin...		373.02	162,401.61
Payment	11/05/2018	Batch ...	Fort Cobb Fuel Auth...		1107 · Checkin...		428.55	161,973.06
Payment	11/05/2018	Batch ...	Fort Cobb Fuel Auth...		1107 · Checkin...		793.89	161,179.17
Payment	11/05/2018	Batch ...	Fort Cobb Fuel Auth...		1121 · Deposit ...		37.73	161,141.44
Payment	11/05/2018	Batch ...	Fort Cobb Fuel Auth...		1122 · Deposit ...		57.77	161,083.67
Payment	11/05/2018	Batch ...	Fort Cobb Fuel Auth...		1181 · Money ...		46.60	161,037.07
Payment	11/05/2018	Batch ...	Fort Cobb Fuel Auth...		1181 · Money ...		51.25	160,985.82
Payment	11/05/2018	Batch ...	Fort Cobb Fuel Auth...		1181 · Money ...		325.00	160,660.82
Payment	11/06/2018	Batch ...	Fort Cobb Fuel Auth...		1121 · Deposit ...		42.02	160,618.80
Payment	11/06/2018	Batch ...	Fort Cobb Fuel Auth...		1121 · Deposit ...		399.44	160,219.36
Payment	11/06/2018	Batch ...	Fort Cobb Fuel Auth...		1122 · Deposit ...		287.30	159,932.06
Payment	11/06/2018	Batch ...	Fort Cobb Fuel Auth...		1126 · Deposit ...		98.93	159,833.13
Payment	11/06/2018	Batch ...	Fort Cobb Fuel Auth...		1125 · Deposit ...		565.12	159,268.01
Check	11/06/2018	1815	Fort Cobb Fuel Auth...	Dana Kionute...	1107 · Checkin...	98.27		159,366.28
Payment	11/07/2018	Batch ...	Fort Cobb Fuel Auth...		1107 · Checkin...		1,014.78	158,351.50
Payment	11/07/2018	Batch ...	Fort Cobb Fuel Auth...		1122 · Deposit ...		103.69	158,247.81
Payment	11/07/2018	Batch ...	Fort Cobb Fuel Auth...		1107 · Checkin...		207.34	158,040.47
Payment	11/08/2018	Batch ...	Fort Cobb Fuel Auth...		1107 · Checkin...		1,128.63	156,911.84
Payment	11/08/2018	Batch ...	Fort Cobb Fuel Auth...		1107 · Checkin...		4,686.45	152,225.39
Payment	11/08/2018	Batch ...	Fort Cobb Fuel Auth...		1121 · Deposit ...		84.16	152,141.23
Payment	11/08/2018	Batch ...	Fort Cobb Fuel Auth...		1121 · Deposit ...		279.44	151,861.79
Payment	11/09/2018	Batch ...	Fort Cobb Fuel Auth...		1107 · Checkin...		266.87	151,594.92
Payment	11/09/2018	Batch ...	Fort Cobb Fuel Auth...		1107 · Checkin...		3,988.87	147,606.05
Payment	11/09/2018	Batch ...	Fort Cobb Fuel Auth...		1121 · Deposit ...		576.69	147,029.36
Payment	11/09/2018	Batch ...	Fort Cobb Fuel Auth...		1181 · Money ...		174.62	146,854.74
Payment	11/09/2018	Batch ...	Fort Cobb Fuel Auth...		1181 · Money ...		781.67	146,073.07
Payment	11/09/2018	Batch ...	Fort Cobb Fuel Auth...		1125 · Deposit ...		958.00	145,115.07
General Journal	11/09/2018	18120...	Fort Cobb Fuel Auth...	Maria Neal Ac...	904 · Bad Debt	273.50		145,388.57
Payment	11/12/2018	Batch ...	Fort Cobb Fuel Auth...		1122 · Deposit ...		196.05	145,192.52
Payment	11/13/2018	Batch ...	Fort Cobb Fuel Auth...		1107 · Checkin...		143.38	145,049.14
Payment	11/13/2018	Batch ...	Fort Cobb Fuel Auth...		1107 · Checkin...		376.99	144,672.15
Payment	11/13/2018	Batch ...	Fort Cobb Fuel Auth...		1107 · Checkin...		9,201.04	135,471.11
Payment	11/13/2018	Batch ...	Fort Cobb Fuel Auth...		1121 · Deposit ...		37.68	135,433.43
Payment	11/13/2018	Batch ...	Fort Cobb Fuel Auth...		1122 · Deposit ...		83.38	135,350.05
Payment	11/13/2018	Batch ...	Fort Cobb Fuel Auth...		1181 · Money ...		33.21	135,316.84
Payment	11/13/2018	Batch ...	Fort Cobb Fuel Auth...		1181 · Money ...		122.43	135,194.41
Payment	11/13/2018	Batch ...	Fort Cobb Fuel Auth...		1181 · Money ...		243.41	134,951.00
Payment	11/13/2018	Batch ...	Fort Cobb Fuel Auth...		1107 · Checkin...		152.90	134,798.10
Payment	11/13/2018	Batch ...	Fort Cobb Fuel Auth...		1107 · Checkin...		466.81	134,331.29
Payment	11/14/2018	Batch ...	Fort Cobb Fuel Auth...		1107 · Checkin...		15,251.28	119,080.01
Payment	11/14/2018	Batch ...	Fort Cobb Fuel Auth...		1121 · Deposit ...		417.66	118,662.35

Fort Cobb Fuel Authority
General Ledger
As of December 31, 2018

Type	Date	Num	Name	Memo	Split	Debit	Credit	Balance
Payment	11/14/2018	Batch ...	Fort Cobb Fuel Auth...		1122 · Deposit ...		48.12	118,614.23
Payment	11/14/2018	Batch ...	Fort Cobb Fuel Auth...		1181 · Money ...		122.37	118,491.86
Payment	11/14/2018	Batch ...	Fort Cobb Fuel Auth...		1181 · Money ...		230.29	118,261.57
Deposit	11/14/2018	ACH	Fort Cobb Fuel Auth...	Bank Draft	1107 · Checkin...		6,009.08	112,252.49
Payment	11/15/2018	Batch ...	Fort Cobb Fuel Auth...		1107 · Checkin...		577.72	111,674.77
Payment	11/15/2018	Batch ...	Fort Cobb Fuel Auth...		1122 · Deposit ...		154.00	111,520.77
Payment	11/15/2018	Batch ...	Fort Cobb Fuel Auth...		1122 · Deposit ...		378.95	111,141.82
Payment	11/15/2018	Batch ...	Fort Cobb Fuel Auth...		1122 · Deposit ...		20.61	111,121.21
Payment	11/15/2018	Batch ...	Fort Cobb Fuel Auth...		1181 · Money ...		74.22	111,046.99
Payment	11/15/2018	Batch ...	Fort Cobb Fuel Auth...		1181 · Money ...		466.74	110,580.25
Payment	11/15/2018	Batch ...	Fort Cobb Fuel Auth...		1107 · Checkin...		4,052.98	106,527.27
Payment	11/16/2018	Batch ...	Fort Cobb Fuel Auth...		1107 · Checkin...		828.85	105,698.42
Payment	11/16/2018	Batch ...	Fort Cobb Fuel Auth...		1107 · Checkin...		7,141.32	98,557.10
Payment	11/16/2018	Batch ...	Fort Cobb Fuel Auth...		1121 · Deposit ...		41.54	98,515.56
Payment	11/16/2018	Batch ...	Fort Cobb Fuel Auth...		1121 · Deposit ...		106.18	98,409.38
Payment	11/16/2018	Batch ...	Fort Cobb Fuel Auth...		1121 · Deposit ...		187.59	98,221.79
Payment	11/16/2018	Batch ...	Fort Cobb Fuel Auth...		1181 · Money ...		87.85	98,133.94
Payment	11/19/2018	Batch ...	Fort Cobb Fuel Auth...		1121 · Deposit ...		51.74	98,082.20
Payment	11/19/2018	Batch ...	Fort Cobb Fuel Auth...		1121 · Deposit ...		533.69	97,548.51
Payment	11/19/2018	Batch ...	Fort Cobb Fuel Auth...		1122 · Deposit ...		18.84	97,529.67
Payment	11/19/2018	Batch ...	Fort Cobb Fuel Auth...		1181 · Money ...		44.63	97,485.04
Payment	11/19/2018	Batch ...	Fort Cobb Fuel Auth...		1181 · Money ...		95.00	97,390.04
Payment	11/19/2018	Batch ...	Fort Cobb Fuel Auth...		1181 · Money ...		141.97	97,248.07
Payment	11/19/2018	Batch ...	Fort Cobb Fuel Auth...		1107 · Checkin...		644.06	96,604.01
Payment	11/19/2018	Batch ...	Fort Cobb Fuel Auth...		1107 · Checkin...		587.71	96,016.30
Payment	11/19/2018	Batch ...	Fort Cobb Fuel Auth...		1107 · Checkin...		48,314.55	47,701.75
Check	11/20/2018	1822	Fort Cobb Fuel Auth...	Jessica Cox-...	1107 · Checkin...	150.00		47,851.75
Payment	11/20/2018	Batch ...	Fort Cobb Fuel Auth...		1107 · Checkin...		1,064.68	46,787.07
Payment	11/20/2018	Batch ...	Fort Cobb Fuel Auth...		1107 · Checkin...		1,639.97	45,147.10
Payment	11/20/2018	Batch ...	Fort Cobb Fuel Auth...		1121 · Deposit ...		331.20	44,815.90
Payment	11/20/2018	Batch ...	Fort Cobb Fuel Auth...		1122 · Deposit ...		73.84	44,742.06
Payment	11/20/2018	Batch ...	Fort Cobb Fuel Auth...		1181 · Money ...		74.41	44,667.65
Payment	11/20/2018	Batch ...	Fort Cobb Fuel Auth...		1125 · Deposit ...		2,860.15	41,807.50
Payment	11/21/2018	Batch ...	Fort Cobb Fuel Auth...		1107 · Checkin...		2,191.32	39,616.18
Payment	11/21/2018	Batch ...	Fort Cobb Fuel Auth...		1107 · Checkin...		770.66	38,845.52
Payment	11/21/2018	Batch ...	Fort Cobb Fuel Auth...		1121 · Deposit ...		206.07	38,639.45
Payment	11/23/2018	Batch ...	Fort Cobb Fuel Auth...		1107 · Checkin...		613.18	38,026.27
Payment	11/26/2018	Batch ...	Fort Cobb Fuel Auth...		1107 · Checkin...		8,121.55	29,904.72
Payment	11/26/2018	Batch ...	Fort Cobb Fuel Auth...		1107 · Checkin...		472.25	29,432.47
Payment	11/26/2018	Batch ...	Fort Cobb Fuel Auth...		1121 · Deposit ...		148.93	29,283.54
Payment	11/26/2018	Batch ...	Fort Cobb Fuel Auth...		1121 · Deposit ...		231.01	29,052.53
Payment	11/26/2018	Batch ...	Fort Cobb Fuel Auth...		1122 · Deposit ...		63.79	28,988.74
Payment	11/26/2018	Batch ...	Fort Cobb Fuel Auth...		1181 · Money ...		265.04	28,723.70
Payment	11/26/2018	Batch ...	Fort Cobb Fuel Auth...		1181 · Money ...		424.66	28,299.04
Payment	11/27/2018	Batch ...	Fort Cobb Fuel Auth...		1107 · Checkin...		50.00	28,249.04
Payment	11/27/2018	Batch ...	Fort Cobb Fuel Auth...		1121 · Deposit ...		272.21	27,976.83
Payment	11/27/2018	Batch ...	Fort Cobb Fuel Auth...		1122 · Deposit ...		179.96	27,796.87
Payment	11/27/2018	Batch ...	Fort Cobb Fuel Auth...		1125 · Deposit ...		840.08	26,956.79
Payment	11/28/2018	Batch ...	Fort Cobb Fuel Auth...		1121 · Deposit ...		79.50	26,877.29

Fort Cobb Fuel Authority
General Ledger
As of December 31, 2018

Type	Date	Num	Name	Memo	Split	Debit	Credit	Balance
Payment	11/28/2018	Batch ...	Fort Cobb Fuel Auth...		1122 · Deposit ...		50.34	26,826.95
Payment	11/28/2018	Batch ...	Fort Cobb Fuel Auth...		1181 · Money ...		139.39	26,687.56
Payment	11/28/2018	Batch ...	Fort Cobb Fuel Auth...		1107 · Checkin...		1,299.97	25,387.59
Payment	11/29/2018	B.228 ...	Fort Cobb Fuel Auth...		1107 · Checkin...		1,361.99	24,025.60
Payment	11/29/2018	Batch ...	Fort Cobb Fuel Auth...		1122 · Deposit ...		115.00	23,910.60
Payment	11/29/2018	Batch ...	Fort Cobb Fuel Auth...		1125 · Deposit ...		441.14	23,469.46
Payment	11/29/2018	Batch ...	Fort Cobb Fuel Auth...		1107 · Checkin...		395.77	23,073.69
Payment	11/30/2018	Visa/...	Fort Cobb Fuel Auth...		1107 · Checkin...		1,662.69	21,411.00
Payment	11/30/2018	Batch ...	Fort Cobb Fuel Auth...		1107 · Checkin...		440.20	20,970.80
Payment	11/30/2018	Batch ...	Fort Cobb Fuel Auth...		1122 · Deposit ...		67.77	20,903.03
Payment	11/30/2018	Batch ...	Fort Cobb Fuel Auth...		1126 · Deposit ...		180.00	20,723.03
General Journal	11/30/2018	18120...	Fort Cobb Fuel Auth...	ACCOUNTS ...	480.01 · Resid...	332,951.11		353,674.14
General Journal	11/30/2018	18120...	Fort Cobb Fuel Auth...	11/2/18-11/30...	480.01 · Resid...	25.57		353,699.71
General Journal	11/30/2018	18120...	Fort Cobb Fuel Auth...	penalty calcul...	488 · Penalties...	274.28		353,973.99
General Journal	11/30/2018	18120...	Fort Cobb Fuel Auth...	Multi-Meter A...	481.41 · Agricu...		13.68	353,960.31
General Journal	11/30/2018	18120...	Fort Cobb Fuel Auth...	Reconnect Fe...	488 · Penalties...	250.00		354,210.31
General Journal	12/01/2018	18120...	Fort Cobb Fuel Auth...	Adj level pay-...	2415 · Level P...		2,868.51	351,341.80
Payment	12/03/2018	Visa/...	Fort Cobb Fuel Auth...		1107 · Checkin...		271.81	351,069.99
Payment	12/03/2018	Visa/...	Fort Cobb Fuel Auth...		1107 · Checkin...		33.29	351,036.70
Payment	12/03/2018	Batch ...	Fort Cobb Fuel Auth...		1107 · Checkin...		1,004.16	350,032.54
Payment	12/03/2018	Visa/...	Fort Cobb Fuel Auth...		1107 · Checkin...		743.84	349,288.70
Payment	12/03/2018	Batch ...	Fort Cobb Fuel Auth...		1181 · Money ...		143.17	349,145.53
Payment	12/03/2018	Batch ...	Fort Cobb Fuel Auth...		1122 · Deposit ...		65.68	349,079.85
Payment	12/04/2018	Batch ...	Fort Cobb Fuel Auth...		1107 · Checkin...		677.52	348,402.33
Payment	12/04/2018	Batch ...	Fort Cobb Fuel Auth...		1121 · Deposit ...		70.00	348,332.33
General Journal	12/04/2018	18120...	Fort Cobb Fuel Auth...	Natural Gas B...	812 · Gas use...		689.08	347,643.25
Check	12/04/2018	1837	Fort Cobb Fuel Auth...	Jesse Motley ...	1107 · Checkin...	23.40		347,666.65
Payment	12/04/2018	Batch ...	Fort Cobb Fuel Auth...		1125 · Deposit ...		967.32	346,699.33
Payment	12/06/2018	Visa/...	Fort Cobb Fuel Auth...		1107 · Checkin...		854.56	345,844.77
Payment	12/06/2018	Batch ...	Fort Cobb Fuel Auth...		1121 · Deposit ...		50.00	345,794.77
Payment	12/06/2018	Batch ...	Fort Cobb Fuel Auth...		1121 · Deposit ...		278.17	345,516.60
Payment	12/06/2018	Batch ...	Fort Cobb Fuel Auth...		1122 · Deposit ...		93.20	345,423.40
Payment	12/06/2018	Batch ...	Fort Cobb Fuel Auth...		1181 · Money ...		40.68	345,382.72
Payment	12/07/2018	Visa/...	Fort Cobb Fuel Auth...		1107 · Checkin...		1,150.49	344,232.23
Payment	12/07/2018	Batch ...	Fort Cobb Fuel Auth...		1107 · Checkin...		228.28	344,003.95
Payment	12/07/2018	Batch ...	Fort Cobb Fuel Auth...		1107 · Checkin...		791.69	343,212.26
Payment	12/07/2018	Visa/...	Fort Cobb Fuel Auth...		1107 · Checkin...		908.31	342,303.95
Payment	12/07/2018	Batch ...	Fort Cobb Fuel Auth...		1122 · Deposit ...		642.87	341,661.08
Payment	12/08/2018	12081...	Fort Cobb Fuel Auth...		1107 · Checkin...		3,550.00	338,111.08
Payment	12/10/2018	Visa/...	Fort Cobb Fuel Auth...		1107 · Checkin...		1,231.25	336,879.83
Payment	12/10/2018	Batch ...	Fort Cobb Fuel Auth...		1107 · Checkin...		6,465.50	330,414.33
Payment	12/10/2018	Visa/...	Fort Cobb Fuel Auth...		1107 · Checkin...		791.65	329,622.68
Payment	12/10/2018	Batch ...	Fort Cobb Fuel Auth...		1121 · Deposit ...		525.24	329,097.44
Payment	12/10/2018	Batch ...	Fort Cobb Fuel Auth...		1121 · Deposit ...		826.60	328,270.84
Payment	12/10/2018	Batch ...	Fort Cobb Fuel Auth...		1122 · Deposit ...		721.38	327,549.46
Payment	12/10/2018	Batch ...	Fort Cobb Fuel Auth...		1107 · Checkin...		58,052.53	269,496.93
Payment	12/10/2018	Batch ...	Fort Cobb Fuel Auth...		1181 · Money ...		190.28	269,306.65
Payment	12/10/2018	Batch ...	Fort Cobb Fuel Auth...		1181 · Money ...		102.21	269,204.44
Payment	12/10/2018	Batch ...	Fort Cobb Fuel Auth...		1181 · Money ...		67.27	269,137.17

Fort Cobb Fuel Authority
General Ledger
As of December 31, 2018

Type	Date	Num	Name	Memo	Split	Debit	Credit	Balance
Payment	12/10/2018	Batch ...	Fort Cobb Fuel Auth...		1181 · Money ...		1,036.26	268,100.91
Payment	12/10/2018	Batch ...	Fort Cobb Fuel Auth...		1125 · Deposit ...		1,581.04	266,519.87
Payment	12/11/2018	Batch ...	Fort Cobb Fuel Auth...		1107 · Checkin...		4,881.59	261,638.28
Payment	12/11/2018	Batch ...	Fort Cobb Fuel Auth...		1122 · Deposit ...		137.06	261,501.22
Payment	12/12/2018	Batch ...	Fort Cobb Fuel Auth...		1107 · Checkin...		10,978.62	250,522.60
Payment	12/12/2018	Batch ...	Fort Cobb Fuel Auth...		1121 · Deposit ...		1,079.41	249,443.19
Payment	12/12/2018	Batch ...	Fort Cobb Fuel Auth...		1181 · Money ...		37.44	249,405.75
Payment	12/12/2018	Batch ...	Fort Cobb Fuel Auth...		1181 · Money ...		184.33	249,221.42
Payment	12/12/2018	Batch ...	Fort Cobb Fuel Auth...		1125 · Deposit ...		2,042.54	247,178.88
Payment	12/13/2018	Visa/...	Fort Cobb Fuel Auth...		1107 · Checkin...		1,372.28	245,806.60
Payment	12/13/2018	Batch ...	Fort Cobb Fuel Auth...		1107 · Checkin...		15,721.00	230,085.60
Payment	12/13/2018	Batch ...	Fort Cobb Fuel Auth...		1107 · Checkin...		1,022.79	229,062.81
Payment	12/13/2018	Batch ...	Fort Cobb Fuel Auth...		1121 · Deposit ...		757.90	228,304.91
Payment	12/13/2018	Batch ...	Fort Cobb Fuel Auth...		1181 · Money ...		702.58	227,602.33
Payment	12/14/2018	Visa/...	Fort Cobb Fuel Auth...		1107 · Checkin...		1,136.31	226,466.02
Payment	12/14/2018	Batch ...	Fort Cobb Fuel Auth...		1107 · Checkin...		9,967.07	216,498.95
Payment	12/14/2018	Visa/...	Fort Cobb Fuel Auth...		1107 · Checkin...		735.20	215,763.75
Payment	12/14/2018	Batch ...	Fort Cobb Fuel Auth...		1121 · Deposit ...		132.02	215,631.73
Payment	12/14/2018	Batch ...	Fort Cobb Fuel Auth...		1122 · Deposit ...		112.77	215,518.96
Payment	12/14/2018	Batch ...	Fort Cobb Fuel Auth...		1181 · Money ...		240.48	215,278.48
Payment	12/17/2018	Batch ...	Fort Cobb Fuel Auth...		1107 · Checkin...		34,809.53	180,468.95
Payment	12/17/2018	Batch ...	Fort Cobb Fuel Auth...		1107 · Checkin...		121.33	180,347.62
Payment	12/17/2018	Batch ...	Fort Cobb Fuel Auth...		1121 · Deposit ...		453.17	179,894.45
Payment	12/17/2018	Batch ...	Fort Cobb Fuel Auth...		1121 · Deposit ...		682.60	179,211.85
Payment	12/17/2018	Batch ...	Fort Cobb Fuel Auth...		1122 · Deposit ...		92.66	179,119.19
Payment	12/17/2018	Batch ...	Fort Cobb Fuel Auth...		1181 · Money ...		200.53	178,918.66
Payment	12/17/2018	Batch ...	Fort Cobb Fuel Auth...		1181 · Money ...		95.00	178,823.66
Payment	12/17/2018	Batch ...	Fort Cobb Fuel Auth...		1181 · Money ...		275.51	178,548.15
Deposit	12/17/2018	ACH	Fort Cobb Fuel Auth...	Bank Draft	1107 · Checkin...		12,342.34	166,205.81
Payment	12/18/2018	Batch ...	Fort Cobb Fuel Auth...		1107 · Checkin...		2,778.47	163,427.34
Payment	12/18/2018	Batch ...	Fort Cobb Fuel Auth...		1121 · Deposit ...		771.56	162,655.78
Payment	12/18/2018	Batch ...	Fort Cobb Fuel Auth...		1122 · Deposit ...		50.87	162,604.91
Payment	12/18/2018	Batch ...	Fort Cobb Fuel Auth...		1122 · Deposit ...		84.11	162,520.80
Payment	12/18/2018	Batch ...	Fort Cobb Fuel Auth...		1125 · Deposit ...		4,288.29	158,232.51
Check	12/19/2018	1846	Fort Cobb Fuel Auth...	Terri Bishop ...	1107 · Checkin...	65.33		158,297.84
Payment	12/19/2018	Batch ...	Fort Cobb Fuel Auth...		1121 · Deposit ...		123.89	158,173.95
Payment	12/19/2018	Batch ...	Fort Cobb Fuel Auth...		1122 · Deposit ...		517.39	157,656.56
Payment	12/19/2018	Batch ...	Fort Cobb Fuel Auth...		1181 · Money ...		42.02	157,614.54
Payment	12/19/2018	Batch ...	Fort Cobb Fuel Auth...		1181 · Money ...		176.00	157,438.54
Payment	12/20/2018	Visa/...	Fort Cobb Fuel Auth...		1107 · Checkin...		1,316.19	156,122.35
Payment	12/20/2018	Batch ...	Fort Cobb Fuel Auth...		1107 · Checkin...		9,232.69	146,889.66
Payment	12/20/2018	Batch ...	Fort Cobb Fuel Auth...		1107 · Checkin...		8,755.80	138,133.86
Payment	12/20/2018	Batch ...	Fort Cobb Fuel Auth...		1121 · Deposit ...		452.57	137,681.29
Payment	12/20/2018	Batch ...	Fort Cobb Fuel Auth...		1122 · Deposit ...		70.59	137,610.70
Payment	12/20/2018	Batch ...	Fort Cobb Fuel Auth...		1181 · Money ...		200.54	137,410.16
General Journal	12/20/2018	19010...	Fort Cobb Fuel Auth...	Reverse Cust...	488 · Penalties...		51.28	137,358.88
Payment	12/21/2018	Visa/...	Fort Cobb Fuel Auth...		1107 · Checkin...		1,185.37	136,173.51
Payment	12/21/2018	Cash ...	Fort Cobb Fuel Auth...		1122 · Deposit ...		150.74	136,022.77
Payment	12/21/2018	Cash ...	Fort Cobb Fuel Auth...		1107 · Checkin...		3,713.66	132,309.11

Fort Cobb Fuel Authority
General Ledger
As of December 31, 2018

Type	Date	Num	Name	Memo	Split	Debit	Credit	Balance
Payment	12/21/2018	Batch ...	Fort Cobb Fuel Auth...		1181 · Money ...		532.60	131,776.51
Payment	12/21/2018	Batch ...	Fort Cobb Fuel Auth...		1125 · Deposit ...		2,007.75	129,768.76
Payment	12/24/2018	Visa/...	Fort Cobb Fuel Auth...		1107 · Checkin...		1,821.19	127,947.57
Payment	12/24/2018	Cash ...	Fort Cobb Fuel Auth...		1107 · Checkin...		2,233.54	125,714.03
Payment	12/24/2018	Visa/...	Fort Cobb Fuel Auth...		1107 · Checkin...		1,835.34	123,878.69
Payment	12/26/2018	Batch ...	Fort Cobb Fuel Auth...		1107 · Checkin...		61,487.39	62,391.30
Payment	12/26/2018	Visa/...	Fort Cobb Fuel Auth...		1107 · Checkin...		2,966.15	59,425.15
Payment	12/26/2018	Batch ...	Fort Cobb Fuel Auth...		1121 · Deposit ...		507.28	58,917.87
Payment	12/26/2018	Batch ...	Fort Cobb Fuel Auth...		1122 · Deposit ...		266.04	58,651.83
Payment	12/26/2018	Batch ...	Fort Cobb Fuel Auth...		1126 · Deposit ...		220.00	58,431.83
Payment	12/26/2018	Batch ...	Fort Cobb Fuel Auth...		1126 · Deposit ...		367.61	58,064.22
Payment	12/26/2018	Batch ...	Fort Cobb Fuel Auth...		1181 · Money ...		34.44	58,029.78
Payment	12/26/2018	BAtch ...	Fort Cobb Fuel Auth...		1181 · Money ...		369.26	57,660.52
Payment	12/26/2018	Batch ...	Fort Cobb Fuel Auth...		1181 · Money ...		389.02	57,271.50
Payment	12/27/2018	Batch ...	Fort Cobb Fuel Auth...		1122 · Deposit ...		134.35	57,137.15
Payment	12/28/2018	Batch ...	Fort Cobb Fuel Auth...		1107 · Checkin...		159.16	56,977.99
Payment	12/28/2018	Batch ...	Fort Cobb Fuel Auth...		1107 · Checkin...		1,946.24	55,031.75
Payment	12/28/2018	Batch ...	Fort Cobb Fuel Auth...		1121 · Deposit ...		456.01	54,575.74
Payment	12/28/2018	Batch ...	Fort Cobb Fuel Auth...		1122 · Deposit ...		105.14	54,470.60
Payment	12/31/2018	Visa/...	Fort Cobb Fuel Auth...		1107 · Checkin...		1,180.00	53,290.60
Payment	12/31/2018	DHS ...	Fort Cobb Fuel Auth...		1107 · Checkin...		165.00	53,125.60
Payment	12/31/2018	Visa/...	Fort Cobb Fuel Auth...		1107 · Checkin...		1,045.63	52,079.97
General Journal	12/31/2018	19010...	Fort Cobb Fuel Auth...	ACCOUNTS ...	480.01 · Resid...	322,099.10		374,179.07
General Journal	12/31/2018	19010...	Fort Cobb Fuel Auth...	12/2/18-12/31...	480.01 · Resid...		201.18	373,977.89
General Journal	12/31/2018	19010...	Fort Cobb Fuel Auth...	penalty calcul...	488 · Penalties...	649.69		374,627.58
General Journal	12/31/2018	19010...	Fort Cobb Fuel Auth...	Adj level pay-...	2415 · Level P...		3,249.70	371,377.88
General Journal	12/31/2018	19010...	Fort Cobb Fuel Auth...	Multi-Meter A...	481.41 · Agricu...		14.28	371,363.60
General Journal	12/31/2018	19010...	Fort Cobb Fuel Auth...	Adv. Dis, Pay...	488 · Penalties...	375.00		371,738.60
Total 1243 · Customers						2,579,606.63	2,435,293.96	371,738.60
1250 · Velma Purchased Receivables								0.00
Total 1250 · Velma Purchased Receivables								0.00

Fort Cobb Fuel Authority
General Ledger
As of December 31, 2018

Type	Date	Num	Name	Memo	Split	Debit	Credit	Balance
1253 · Other								3,393.14
Invoice	01/01/2018	1801K...	Navitas KY NG LLC		-SPLIT-	118.00		3,511.14
Invoice	01/01/2018	1801T...	Navitas TN NG LLC		-SPLIT-	394.00		3,905.14
Invoice	01/01/2018	1801L...	Fort Cobb Fuel Auth...		-SPLIT-	3,344.00		7,249.14
Invoice	01/01/2018	1801...	Navitas OK3, LLC		-SPLIT-	261.00		7,510.14
Invoice	01/01/2018	1801...	Navitas Winstar		-SPLIT-	36.00		7,546.14
Invoice	01/01/2018	1801T...	Navitas Utility Texas...		-SPLIT-	1.00		7,547.14
Payment	01/05/2018	1674	Fort Cobb Fuel Auth...		1107 · Checkin...		3,393.14	4,154.00
Check	01/20/2018	ACH	Fort Cobb Fuel Auth...	December 20...	1107 · Checkin...	4,776.28		8,930.28
Payment	01/25/2018	1681	Fort Cobb Fuel Auth...		1107 · Checkin...		4,776.28	4,154.00
Invoice	02/01/2018	1802K...	Navitas KY NG LLC		-SPLIT-	118.00		4,272.00
Invoice	02/01/2018	1802T...	Navitas TN NG LLC		-SPLIT-	394.00		4,666.00
Invoice	02/01/2018	1802L...	Fort Cobb Fuel Auth...		-SPLIT-	3,344.00		8,010.00
Invoice	02/01/2018	1802...	Navitas OK3, LLC		-SPLIT-	261.00		8,271.00
Invoice	02/01/2018	1802...	Navitas Winstar		-SPLIT-	36.00		8,307.00
Invoice	02/01/2018	1802T...	Navitas Utility Texas...		-SPLIT-	1.00		8,308.00
Check	02/20/2018	ACH	Fort Cobb Fuel Auth...	January 2017 ...	1107 · Checkin...	9,500.85		17,808.85
Payment	02/21/2018	1698	Fort Cobb Fuel Auth...		1107 · Checkin...		9,500.85	8,308.00
Invoice	03/01/2018	1803K...	Navitas KY NG LLC		-SPLIT-	118.00		8,426.00
Invoice	03/01/2018	1803T...	Navitas TN NG LLC		-SPLIT-	394.00		8,820.00
Invoice	03/01/2018	1803L...	Fort Cobb Fuel Auth...		-SPLIT-	3,344.00		12,164.00
Invoice	03/01/2018	1803...	Navitas OK3, LLC		-SPLIT-	261.00		12,425.00
Invoice	03/01/2018	1803...	Navitas Winstar		-SPLIT-	36.00		12,461.00
Invoice	03/01/2018	1803T...	Navitas Utility Texas...		-SPLIT-	1.00		12,462.00
Check	03/20/2018	ACH	Fort Cobb Fuel Auth...	February 201...	1107 · Checkin...	9,274.63		21,736.63
Payment	03/28/2018	1707	Fort Cobb Fuel Auth...		1107 · Checkin...		9,274.63	12,462.00
Invoice	04/01/2018	1804K...	Navitas KY NG LLC		-SPLIT-	118.00		12,580.00
Invoice	04/01/2018	1804T...	Navitas TN NG LLC		-SPLIT-	394.00		12,974.00
Invoice	04/01/2018	1804L...	Fort Cobb Fuel Auth...		-SPLIT-	3,344.00		16,318.00
Invoice	04/01/2018	1804...	Navitas OK3, LLC		-SPLIT-	261.00		16,579.00
Invoice	04/01/2018	1804...	Navitas Winstar		-SPLIT-	36.00		16,615.00
Invoice	04/01/2018	1804T...	Navitas Utility Texas...		-SPLIT-	1.00		16,616.00
Check	04/20/2018	ACH	Fort Cobb Fuel Auth...	March 2017 S...	1107 · Checkin...	6,374.71		22,990.71
Payment	04/24/2018	1718	Fort Cobb Fuel Auth...		1107 · Checkin...		6,374.71	16,616.00
Payment	04/24/2018	1719	Fort Cobb Fuel Auth...		1107 · Checkin...		6,688.00	9,928.00
Payment	04/24/2018	1196	Navitas Winstar		1107 · Checkin...		144.00	9,784.00
Payment	04/24/2018	1399	Navitas TN NG LLC		1107 · Checkin...		1,576.00	8,208.00
Payment	04/24/2018	1313	Navitas KY NG LLC		1107 · Checkin...		472.00	7,736.00
Payment	04/24/2018	1014	Navitas Utility Texas...		1107 · Checkin...		4.00	7,732.00
Payment	04/30/2018	1720	Fort Cobb Fuel Auth...		1107 · Checkin...		6,688.00	1,044.00
Invoice	05/01/2018	1805...	Navitas Winstar		-SPLIT-	36.00		1,080.00
Invoice	05/01/2018	1805T...	Navitas Utility Texas...		-SPLIT-	1.00		1,081.00
Invoice	05/01/2018	1805K...	Navitas KY NG LLC		-SPLIT-	118.00		1,199.00
Invoice	05/01/2018	1805T...	Navitas TN NG LLC		-SPLIT-	394.00		1,593.00
Invoice	05/01/2018	1805L...	Fort Cobb Fuel Auth...		-SPLIT-	3,344.00		4,937.00
Invoice	05/01/2018	1805...	Navitas OK3, LLC		-SPLIT-	261.00		5,198.00
Invoice	06/01/2018	1806...	Navitas Winstar		-SPLIT-	36.00		5,234.00
Invoice	06/01/2018	1806T...	Navitas Utility Texas...		-SPLIT-	1.00		5,235.00
Invoice	06/01/2018	1806K...	Navitas KY NG LLC		-SPLIT-	118.00		5,353.00

Fort Cobb Fuel Authority
General Ledger
As of December 31, 2018

Type	Date	Num	Name	Memo	Split	Debit	Credit	Balance
Invoice	06/01/2018	1806T...	Navitas TN NG LLC		-SPLIT-	394.00		5,747.00
Invoice	06/01/2018	1806L...	Fort Cobb Fuel Auth...		-SPLIT-	3,344.00		9,091.00
Invoice	06/01/2018	1806...	Navitas OK3, LLC		-SPLIT-	261.00		9,352.00
Payment	06/28/2018	1343	Navitas OK3, LLC		1191 · Dep. in ...		1,566.00	7,786.00
Payment	06/28/2018	1738	Fort Cobb Fuel Auth...		1191 · Dep. in ...		6,688.00	1,098.00
Invoice	07/01/2018	1807T...	Navitas Utility Texas...		-SPLIT-	1.00		1,099.00
Invoice	07/01/2018	1807...	Navitas Winstar		-SPLIT-	36.00		1,135.00
Invoice	07/01/2018	1807K...	Navitas KY NG LLC		-SPLIT-	118.00		1,253.00
Invoice	07/01/2018	1807T...	Navitas TN NG LLC		-SPLIT-	394.00		1,647.00
Invoice	08/01/2018	1808T...	Navitas Utility Texas...		-SPLIT-	1.00		1,648.00
Invoice	08/01/2018	1808...	Navitas Winstar		-SPLIT-	36.00		1,684.00
Invoice	08/01/2018	1808K...	Navitas KY NG LLC		-SPLIT-	118.00		1,802.00
Invoice	08/01/2018	1808T...	Navitas TN NG LLC		-SPLIT-	394.00		2,196.00
Invoice	09/01/2018	1809T...	Navitas Utility Texas...		-SPLIT-	1.00		2,197.00
Invoice	09/01/2018	1809...	Navitas Winstar		-SPLIT-	36.00		2,233.00
Invoice	09/01/2018	1809K...	Navitas KY NG LLC		-SPLIT-	118.00		2,351.00
Invoice	09/01/2018	1809T...	Navitas TN NG LLC		-SPLIT-	394.00		2,745.00
Invoice	10/01/2018	1810T...	Navitas Utility Texas...		-SPLIT-	1.00		2,746.00
Invoice	10/01/2018	1810...	Navitas Winstar		-SPLIT-	36.00		2,782.00
Invoice	10/01/2018	1810K...	Navitas KY NG LLC		-SPLIT-	118.00		2,900.00
Invoice	10/01/2018	1810T...	Navitas TN NG LLC		-SPLIT-	394.00		3,294.00
Invoice	11/01/2018	1811T...	Navitas Utility Texas...		-SPLIT-	1.00		3,295.00
Invoice	11/01/2018	1811...	Navitas Winstar		-SPLIT-	36.00		3,331.00
Invoice	11/01/2018	1811K...	Navitas KY NG LLC		-SPLIT-	118.00		3,449.00
Invoice	11/01/2018	1811T...	Navitas TN NG LLC		-SPLIT-	394.00		3,843.00
Invoice	12/01/2018	1812T...	Navitas Utility Texas...		-SPLIT-	1.00		3,844.00
Invoice	12/01/2018	1812...	Navitas Winstar		-SPLIT-	36.00		3,880.00
Invoice	12/01/2018	1812K...	Navitas KY NG LLC		-SPLIT-	118.00		3,998.00
Invoice	12/01/2018	1812T...	Navitas TN NG LLC		-SPLIT-	394.00		4,392.00
Total 1253 · Other						58,144.47	57,145.61	4,392.00
1277 · Shadow Loan TN								0.00
Total 1277 · Shadow Loan TN								0.00
1278 · Shadow Loan KY								0.00
Total 1278 · Shadow Loan KY								0.00
1283 · Returned checks								0.00
Total 1283 · Returned checks								0.00
1293 · Provision for bad debt								0.00
Total 1293 · Provision for bad debt								0.00
1200 · A/R - Other								0.00
Total 1200 · A/R - Other								0.00
Total 1200 · A/R						2,637,751.10	2,492,439.57	376,130.60

Fort Cobb Fuel Authority
General Ledger
As of December 31, 2018

Type	Date	Num	Name	Memo	Split	Debit	Credit	Balance
12000 · Undeposited Funds								0.00
Total 12000 · Undeposited Funds								0.00
12100 · Inventory Asset								0.00
Total 12100 · Inventory Asset								0.00
1300 · Inventory								0.00
1353 · System work in progress								0.00
Bill	05/31/2018	1805F...	Navitas Utility Corpo...	Forklift Kinta ...	2233 · Other	3,408.99		3,408.99
Bill	05/31/2018	1805F...	Navitas Utility Corpo...	Boomlift Kinta...	2233 · Other	2,475.54		5,884.53
Total 1353 · System work in progress						5,884.53	0.00	5,884.53
1300 · Inventory - Other								0.00
Total 1300 · Inventory - Other								0.00
Total 1300 · Inventory						5,884.53	0.00	5,884.53
1400 · Prepaids								7,596.82
1401 · Prepaid Bank Escrow Charges								0.00
Total 1401 · Prepaid Bank Escrow Charges								0.00
1402 · Deposits w/ vendors								0.00
Total 1402 · Deposits w/ vendors								0.00
1405 · Prepaid OCC PUD Fee								865.91
General Journal	01/31/2018	180131		Monthly OCC ...	928 · Regulato...		351.22	514.69
General Journal	02/28/2018	180228		Monthly OCC ...	928 · Regulato...		351.21	163.48
Bill	03/01/2018	PUD 2...	Oklahoma Corp Co...	PUD 2018 - 4...	2233 · Other	865.90		1,029.38
General Journal	03/31/2018	180331		Monthly OCC ...	928 · Regulato...		351.21	678.17
General Journal	04/30/2018	180430		Monthly OCC ...	928 · Regulato...		288.63	389.54
General Journal	05/31/2018	180531		Monthly OCC ...	928 · Regulato...		288.63	100.91
General Journal	06/29/2018	180630		OCC Adjust P...	3904 · AOCI - ...	1,919.54		2,020.45
General Journal	06/30/2018	180630		Monthly OCC ...	928 · Regulato...		288.64	1,731.81
General Journal	07/31/2018	180731		Monthly OCC ...	928 · Regulato...		288.63	1,443.18
General Journal	08/31/2018	180831		Monthly OCC ...	928 · Regulato...		288.64	1,154.54
General Journal	09/30/2018	180930		Monthly OCC ...	928 · Regulato...		288.64	865.90
General Journal	10/31/2018	181031		Monthly OCC ...	928 · Regulato...		288.63	577.27
General Journal	11/30/2018	181130		Monthly OCC ...	928 · Regulato...		288.63	288.64
Bill	11/30/2018	1811F...	Navitas Utility Corpo...	Fee assessm...	2233 · Other	897.89		1,186.53
General Journal	12/31/2018	181231		Monthly OCC ...	928 · Regulato...		288.64	897.89
Total 1405 · Prepaid OCC PUD Fee						3,683.33	3,651.35	897.89

Fort Cobb Fuel Authority
General Ledger
As of December 31, 2018

Type	Date	Num	Name	Memo	Split	Debit	Credit	Balance
1406 · Prepaid OCC Pipeline Safety Fee								6,730.91
General Journal	01/31/2018	180131		Monthly Pipeli...	928 · Regulato...		1,120.00	5,610.91
General Journal	02/28/2018	180228		Monthly Pipeli...	928 · Regulato...		1,120.00	4,490.91
General Journal	03/31/2018	180331		Monthly Pipeli...	928 · Regulato...		1,120.00	3,370.91
General Journal	04/30/2018	180430		Monthly Pipeli...	928 · Regulato...		1,120.00	2,250.91
General Journal	05/31/2018	180531		Monthly Pipeli...	928 · Regulato...		1,120.00	1,130.91
General Journal	06/30/2018	180630		Monthly Pipeli...	928 · Regulato...		1,130.91	0.00
Total 1406 · Prepaid OCC Pipeline Safety Fee						0.00	6,730.91	0.00
1421 · Taxes								0.00
Total 1421 · Taxes								0.00
1424 · License, permit, & membership								0.00
Total 1424 · License, permit, & membership								0.00
1425 · Estimated Appraisal								0.00
Total 1425 · Estimated Appraisal								0.00
1400 · Prepaids - Other								0.00
Total 1400 · Prepaids - Other								0.00
Total 1400 · Prepaids						3,683.33	10,382.26	897.89
1500 · CIEB								49,607.00
1501 · PGA Asset								9,014.00
General Journal	03/31/2018	180331		Overcharged ...	2501 · PGA lia...		9,014.00	0.00
Total 1501 · PGA Asset						0.00	9,014.00	0.00
1521 · Prepaid gas calc - Res								0.00
Total 1521 · Prepaid gas calc - Res								0.00
1522 · Prepaid gas calc - Ind								0.00
Total 1522 · Prepaid gas calc - Ind								0.00
1523 · Prepaid gas calc - Agr								0.00
Total 1523 · Prepaid gas calc - Agr								0.00
1551 · Acc surr- Res								0.00
Total 1551 · Acc surr- Res								0.00
1552 · Acc surr - Ind								0.00
Total 1552 · Acc surr - Ind								0.00
1553 · Acc surr - Agr								0.00
Total 1553 · Acc surr - Agr								0.00

Fort Cobb Fuel Authority
General Ledger
As of December 31, 2018

Type	Date	Num	Name	Memo	Split	Debit	Credit	Balance
1581 · Unbilled current period								40,593.00
General Journal	01/01/2018	17093...		Reverse of G...	414.96 · Unbill...		40,593.00	0.00
General Journal	01/31/2018	180131		16.7%* 456,842	414.96 · Unbill...	76,292.61		76,292.61
General Journal	02/01/2018	180201		Reverse of G...	414.96 · Unbill...		76,292.61	0.00
General Journal	02/28/2018	180228		16.7%* 331,760	414.96 · Unbill...	55,403.92		55,403.92
General Journal	03/01/2018	180301		Reverse of G...	414.96 · Unbill...		55,403.92	0.00
General Journal	03/31/2018	180331		16.7%* 234,752	414.96 · Unbill...	39,203.58		39,203.58
General Journal	04/01/2018	180331		Reverse of G...	414.96 · Unbill...		39,203.58	0.00
General Journal	04/30/2018	180331		16.7%* 203.650	414.96 · Unbill...	34,010.00		34,010.00
General Journal	05/01/2018	18033...		Reverse of G...	414.96 · Unbill...		34,010.00	0.00
General Journal	05/31/2018	180331		16.7%* 108,808	414.96 · Unbill...	18,171.00		18,171.00
General Journal	06/01/2018	18033...		Reverse of G...	414.96 · Unbill...		18,171.00	0.00
General Journal	06/30/2018	180331		16.7%* 106,208	414.96 · Unbill...	17,737.00		17,737.00
General Journal	07/01/2018	18033...		Reverse of G...	414.96 · Unbill...		17,737.00	0.00
General Journal	07/31/2018	180331		16.7%* 104,958	414.96 · Unbill...	17,528.00		17,528.00
General Journal	08/01/2018	18033...		Reverse of G...	414.96 · Unbill...		17,528.00	0.00
General Journal	08/31/2018	180331		16.7%* 95,358	414.96 · Unbill...	15,925.00		15,925.00
General Journal	09/01/2018	18033...		Reverse of G...	414.96 · Unbill...		15,925.00	0.00
General Journal	09/30/2018	180331		16.7%* 85.186	414.96 · Unbill...	14,226.00		14,226.00
General Journal	10/01/2018	18033...		Reverse of G...	414.96 · Unbill...		14,226.00	0.00
General Journal	10/31/2018	180331		16.7%* 152,332	414.96 · Unbill...	25,439.00		25,439.00
General Journal	11/01/2018	18033...		Reverse of G...	414.96 · Unbill...		25,439.00	0.00
General Journal	11/30/2018	180331		16.7%* 333,101	414.96 · Unbill...	55,628.00		55,628.00
General Journal	12/01/2018	18033...		Reverse of G...	414.96 · Unbill...		55,628.00	0.00
General Journal	12/31/2018	180331		16.7%* 322,249	414.96 · Unbill...	53,816.00		53,816.00
Total 1581 · Unbilled current period						423,380.11	410,157.11	53,816.00
1582 · Unbilled prior period								0.00
Total 1582 · Unbilled prior period								0.00
1500 · CIEB - Other								0.00
Total 1500 · CIEB - Other								0.00
Total 1500 · CIEB						423,380.11	419,171.11	53,816.00
1600 · P and E								283,547.87
1606 · Leasehold improvements								521,272.72
Bill	01/31/2018	1801F...	Navitas Utility Corpo...	4 Ton Americ...	2233 · Other	6,450.00		527,722.72
Bill	09/30/2018	1809F...	Navitas Utility Corpo...	New roof for ...	2233 · Other	25,570.00		553,292.72
General Journal	12/31/2018	181231		Eakly pole sig...	-SPLIT-	1,875.00		555,167.72
General Journal	12/31/2018	18123...		Capitalization ...	2000 · Asset cl...	53,850.71		609,018.43
Total 1606 · Leasehold improvements						87,745.71	0.00	609,018.43

Fort Cobb Fuel Authority
General Ledger
As of December 31, 2018

Type	Date	Num	Name	Memo	Split	Debit	Credit	Balance
1656 · A/D - Leasehold improvements								-237,724.85
General Journal	01/31/2018	180131			-SPLIT-		2,931.79	-240,656.64
General Journal	02/28/2018	180228			-SPLIT-		2,931.79	-243,588.43
General Journal	03/31/2018	180331			-SPLIT-		2,931.79	-246,520.22
General Journal	04/30/2018	180430			-SPLIT-		2,931.79	-249,452.01
General Journal	05/31/2018	180531			-SPLIT-		2,931.79	-252,383.80
General Journal	06/30/2018	180630			-SPLIT-		2,931.79	-255,315.59
General Journal	07/31/2018	180731			-SPLIT-		2,931.71	-258,247.30
General Journal	08/31/2018	180831			-SPLIT-		2,931.79	-261,179.09
General Journal	09/30/2018	180930			-SPLIT-		2,931.79	-264,110.88
General Journal	10/31/2018	181031			-SPLIT-		3,073.84	-267,184.72
General Journal	11/30/2018	181130			-SPLIT-		3,073.85	-270,258.57
General Journal	12/31/2018	181231			-SPLIT-		3,073.85	-273,332.42
Total 1656 · A/D - Leasehold improvements						0.00	35,607.57	-273,332.42
1600 · P and E - Other								0.00
Total 1600 · P and E - Other								0.00
Total 1600 · P and E						87,745.71	35,607.57	335,686.01
1700 · F/A								2,356,785.49
1720 · Land								121,953.00
Total 1720 · Land								121,953.00
1721 · Mains - Built systems								842,200.53
Bill	05/31/2018	1805F...	Navitas Utility Corpo...	Reroute Hwy ...	2233 · Other	10,528.00		852,728.53
Bill	05/31/2018	1805F...	Navitas Utility Corpo...	Reroute Hwy ...	2233 · Other	1,802.86		854,531.39
Bill	05/31/2018	1805F...	Navitas Utility Corpo...	Reroute Hwy ...	2233 · Other	1,071.47		855,602.86
Total 1721 · Mains - Built systems						13,402.33	0.00	855,602.86
1722 · Services - Built systems								273,594.69
Bill	03/31/2018	1803F...	Navitas Utility Corpo...	Excavator ren...	2233 · Other	411.56		274,006.25
Bill	04/30/2018	1804F...	Navitas Utility Corpo...	Skid steer loa...	2233 · Other	891.06		274,897.31
Bill	04/30/2018	1804F...	Navitas Utility Corpo...	Moore propert...	2233 · Other	200.00		275,097.31
Bill	05/31/2018	1805F...	Navitas Utility Corpo...	Bore Main St....	2233 · Other	2,700.00		277,797.31
General Journal	12/31/2018	2018S...		Capitalize YE ...	887 · Maintena...	129,880.00		407,677.31
Total 1722 · Services - Built systems						134,082.62	0.00	407,677.31
1724 · Mains - Acq systems								4,484,221.50
Total 1724 · Mains - Acq systems								4,484,221.50
1725 · Services - Acq systems								83,179.00
Total 1725 · Services - Acq systems								83,179.00
1727 · Mains - Acq adjustment								1,693,295.02
Total 1727 · Mains - Acq adjustment								1,693,295.02

Fort Cobb Fuel Authority
General Ledger
As of December 31, 2018

Type	Date	Num	Name	Memo	Split	Debit	Credit	Balance
1728 · Services - Acq adjustment								0.00
Total 1728 · Services - Acq adjustment								0.00
1771 · A/D - Mains B/S								-165,061.57
General Journal	01/31/2018	180131			1656 · A/D - Le...		1,963.59	-167,025.16
General Journal	02/28/2018	180228			1656 · A/D - Le...		1,963.59	-168,988.75
General Journal	03/31/2018	180331			1656 · A/D - Le...		1,963.59	-170,952.34
General Journal	04/30/2018	180430			1656 · A/D - Le...		1,963.59	-172,915.93
General Journal	05/31/2018	180531			1656 · A/D - Le...		1,963.59	-174,879.52
General Journal	06/30/2018	180630			1656 · A/D - Le...		1,991.51	-176,871.03
General Journal	07/31/2018	180731			1656 · A/D - Le...		1,991.44	-178,862.47
General Journal	08/31/2018	180831			1656 · A/D - Le...		1,991.51	-180,853.98
General Journal	09/30/2018	180930			1656 · A/D - Le...		1,991.51	-182,845.49
General Journal	10/31/2018	181031			1656 · A/D - Le...		1,991.50	-184,836.99
General Journal	11/30/2018	181130			1656 · A/D - Le...		1,991.51	-186,828.50
General Journal	12/31/2018	181231			1656 · A/D - Le...		1,991.51	-188,820.01
Total 1771 · A/D - Mains B/S						0.00	23,758.44	-188,820.01
1772 · A/D - Services B/S								-30,587.60
General Journal	01/31/2018	180131			1656 · A/D - Le...		618.12	-31,205.72
General Journal	02/28/2018	180228			1656 · A/D - Le...		618.12	-31,823.84
General Journal	03/31/2018	180331			1656 · A/D - Le...		618.98	-32,442.82
General Journal	04/30/2018	180430			1656 · A/D - Le...		629.00	-33,071.82
General Journal	05/31/2018	180531			1656 · A/D - Le...		621.25	-33,693.07
General Journal	06/30/2018	180630			1656 · A/D - Le...		626.87	-34,319.94
General Journal	07/31/2018	180731			1656 · A/D - Le...		626.88	-34,946.82
General Journal	08/31/2018	180831			1656 · A/D - Le...		626.87	-35,573.69
General Journal	09/30/2018	180930			1656 · A/D - Le...		626.87	-36,200.56
General Journal	10/31/2018	181031			1656 · A/D - Le...		626.88	-36,827.44
General Journal	11/30/2018	181130			1656 · A/D - Le...		626.87	-37,454.31
General Journal	12/31/2018	181231			1656 · A/D - Le...		626.87	-38,081.18
Total 1772 · A/D - Services B/S						0.00	7,493.58	-38,081.18

Fort Cobb Fuel Authority
General Ledger
As of December 31, 2018

Type	Date	Num	Name	Memo	Split	Debit	Credit	Balance
1774 · A/D - Mains A/S								-3,713,482.35
General Journal	01/31/2018	180131			1656 · A/D - Le...		3,913.47	-3,717,395.82
General Journal	02/28/2018	180228			1656 · A/D - Le...		3,913.47	-3,721,309.29
General Journal	03/31/2018	180331			1656 · A/D - Le...		3,913.47	-3,725,222.76
General Journal	04/30/2018	180430			1656 · A/D - Le...		3,913.47	-3,729,136.23
General Journal	05/31/2018	180531			1656 · A/D - Le...		3,913.47	-3,733,049.70
General Journal	06/30/2018	180630			1656 · A/D - Le...		3,913.47	-3,736,963.17
General Journal	07/31/2018	180731			1656 · A/D - Le...		3,913.41	-3,740,876.58
General Journal	08/31/2018	180831			1656 · A/D - Le...		3,913.47	-3,744,790.05
General Journal	09/30/2018	180930			1656 · A/D - Le...		3,913.47	-3,748,703.52
General Journal	10/31/2018	181031			1656 · A/D - Le...		3,913.46	-3,752,616.98
General Journal	11/30/2018	181130			1656 · A/D - Le...		3,913.47	-3,756,530.45
General Journal	12/31/2018	181231			1656 · A/D - Le...		3,913.47	-3,760,443.92
Total 1774 · A/D - Mains A/S						0.00	46,961.57	-3,760,443.92
1775 · A/D - Services A/S								-42,527.50
General Journal	01/31/2018	180131			1656 · A/D - Le...		202.38	-42,729.88
General Journal	02/28/2018	180228			1656 · A/D - Le...		202.38	-42,932.26
General Journal	03/31/2018	180331			1656 · A/D - Le...		202.38	-43,134.64
General Journal	04/30/2018	180430			1656 · A/D - Le...		202.38	-43,337.02
General Journal	05/31/2018	180531			1656 · A/D - Le...		202.38	-43,539.40
General Journal	06/30/2018	180630			1656 · A/D - Le...		202.38	-43,741.78
General Journal	07/31/2018	180731			1656 · A/D - Le...		202.65	-43,944.43
General Journal	08/31/2018	180831			1656 · A/D - Le...		202.38	-44,146.81
General Journal	09/30/2018	180930			1656 · A/D - Le...		202.38	-44,349.19
General Journal	10/31/2018	181031			1656 · A/D - Le...		202.38	-44,551.57
General Journal	11/30/2018	181130			1656 · A/D - Le...		202.38	-44,753.95
General Journal	12/31/2018	181231			1656 · A/D - Le...		202.38	-44,956.33
Total 1775 · A/D - Services A/S						0.00	2,428.83	-44,956.33
1777 · A/D - Mains A/A								-1,189,999.23
General Journal	01/31/2018	180131			1656 · A/D - Le...		7,055.40	-1,197,054.63
General Journal	02/28/2018	180228			1656 · A/D - Le...		7,055.40	-1,204,110.03
General Journal	03/31/2018	180331			1656 · A/D - Le...		7,055.40	-1,211,165.43
General Journal	04/30/2018	180430			1656 · A/D - Le...		7,055.40	-1,218,220.83
General Journal	05/31/2018	180531			1656 · A/D - Le...		7,055.40	-1,225,276.23
General Journal	06/30/2018	180630			1656 · A/D - Le...		7,055.40	-1,232,331.63
General Journal	07/31/2018	180731			1656 · A/D - Le...		7,055.00	-1,239,386.63
General Journal	08/31/2018	180831			1656 · A/D - Le...		7,055.37	-1,246,442.00
General Journal	09/30/2018	180930			1656 · A/D - Le...		7,055.40	-1,253,497.40
General Journal	10/31/2018	181031			1656 · A/D - Le...		7,055.40	-1,260,552.80
General Journal	11/30/2018	181130			1656 · A/D - Le...		7,055.40	-1,267,608.20
General Journal	12/31/2018	181231			1656 · A/D - Le...		7,055.39	-1,274,663.59
Total 1777 · A/D - Mains A/A						0.00	84,664.36	-1,274,663.59

Fort Cobb Fuel Authority
General Ledger
As of December 31, 2018

Type	Date	Num	Name	Memo	Split	Debit	Credit	Balance
1778 · A/D - Services A/A								0.00
Total 1778 · A/D - Services A/A								0.00
1779 · A/D - Kinta Building								0.00
Total 1779 · A/D - Kinta Building								0.00
1700 · F/A - Other								0.00
Total 1700 · F/A - Other								0.00
Total 1700 · F/A						147,484.95	165,306.78	2,338,963.66
1800 · OLTA								3,628,101.71
1813 · Investment in - NOK3								218,253.23
General Journal	08/13/2018	1348	Navitas OK3, LLC	Pay down FC...	1107 · Checkin...		41,000.00	177,253.23
General Journal	09/11/2018	1352	Navitas OK3, LLC	Pay down FC...	1107 · Checkin...		21,000.00	156,253.23
General Journal	09/12/2018	1353	Navitas OK3, LLC	Pay down FC...	1107 · Checkin...		50,000.00	106,253.23
General Journal	09/18/2018	1354	Navitas OK3, LLC	Pay down FC...	1107 · Checkin...		10,000.00	96,253.23
General Journal	09/19/2018	1355	Navitas OK3, LLC	Pay down FC...	1107 · Checkin...		10,000.00	86,253.23
General Journal	10/01/2018	1357	Navitas OK3, LLC	Pay down FC...	1107 · Checkin...		11,000.00	75,253.23
General Journal	12/31/2018	171231		2018 NOK3 n...	417 · Revenue...	81,580.00		156,833.23
Total 1813 · Investment in - NOK3						81,580.00	143,000.00	156,833.23
1814 · Investment in - LeAnn Div								985,178.22
General Journal	11/27/2018	181127		Investment in ...	3103 · Member...	75,000.00		1,060,178.22
General Journal	12/05/2018	181205		Investment in ...	3103 · Member...	25,000.00		1,085,178.22
General Journal	12/31/2018	171231		2018 LeAnn ...	417 · Revenue...	488,335.00		1,573,513.22
Total 1814 · Investment in - LeAnn Div						588,335.00	0.00	1,573,513.22
1815 · Investment in - Navitas 1								99,430.45
General Journal	12/31/2018	19010...		Transfer RV l...	2302 · ML - RV	10,000.00		109,430.45
General Journal	12/31/2018	171231		2018 Navitas ...	417 · Revenue...		321,485.69	-212,055.24
Total 1815 · Investment in - Navitas 1						10,000.00	321,485.69	-212,055.24
1816 · Investment in - Navitas-WinStar								2,277,953.62
General Journal	05/16/2018	1177		Equity Distrib...	-SPLIT-		51,282.00	2,226,671.62
General Journal	05/22/2018	1177		Equity Distrib...	-SPLIT-		51,282.00	2,175,389.62
General Journal	06/27/2018	1177		Equity Distrib...	-SPLIT-		61,370.00	2,114,019.62
General Journal	07/23/2018	1177		Equity Distrib...	-SPLIT-		40,000.00	2,074,019.62
General Journal	10/18/2018	1177		Equity Distrib...	-SPLIT-		40,000.00	2,034,019.62
General Journal	11/02/2018	LOC	Navitas Utility Corpo...	Loan from Wi...	1191 · Dep. in ...		27,002.00	2,007,017.62
General Journal	12/19/2018	181219		Equity Distrib...	-SPLIT-		26,066.00	1,980,951.62
General Journal	12/31/2018	171231		2018 Winstar ...	-SPLIT-	205,070.00		2,186,021.62
Total 1816 · Investment in - Navitas-WinStar						205,070.00	297,002.00	2,186,021.62

Fort Cobb Fuel Authority
General Ledger
As of December 31, 2018

Type	Date	Num	Name	Memo	Split	Debit	Credit	Balance
1821 · Organizational costs								407,437.03
1822 · Org Costs - Navitas WinStar								157,430.00
Total 1822 · Org Costs - Navitas WinStar								157,430.00
1821 · Organizational costs - Other								250,007.03
Total 1821 · Organizational costs - Other								250,007.03
Total 1821 · Organizational costs								407,437.03
1872 · A/A - Organizational costs								-360,150.84
General Journal	01/31/2018	180131			1656 · A/D - Le...		3,020.51	-363,171.35
General Journal	02/28/2018	180228			1656 · A/D - Le...		2,762.86	-365,934.21
General Journal	03/31/2018	180331			1656 · A/D - Le...		2,515.75	-368,449.96
General Journal	04/30/2018	180430			1656 · A/D - Le...		2,457.35	-370,907.31
General Journal	05/31/2018	180531			1656 · A/D - Le...		2,457.35	-373,364.66
General Journal	06/30/2018	180630			1656 · A/D - Le...		2,457.35	-375,822.01
General Journal	07/31/2018	180731			1656 · A/D - Le...		1,921.41	-377,743.42
General Journal	08/31/2018	180831			1656 · A/D - Le...		1,921.51	-379,664.93
General Journal	09/30/2018	180930			1656 · A/D - Le...		1,921.51	-381,586.44
General Journal	10/31/2018	181031			1656 · A/D - Le...		1,921.51	-383,507.95
General Journal	11/30/2018	181130			1656 · A/D - Le...		1,921.51	-385,429.46
General Journal	12/31/2018	181231			1656 · A/D - Le...		1,754.85	-387,184.31
Total 1872 · A/A - Organizational costs						0.00	27,033.47	-387,184.31
1877 · TN Shadow Loan								0.00
Total 1877 · TN Shadow Loan								0.00
1878 · KY Shadow Loan								0.00
Total 1878 · KY Shadow Loan								0.00
1888 · Loan to Winstar								0.00
Total 1888 · Loan to Winstar								0.00
1899 · Loan to system operator								0.00
Total 1899 · Loan to system operator								0.00
1800 · OLTA - Other								0.00
Total 1800 · OLTA - Other								0.00
Total 1800 · OLTA						884,985.00	788,521.16	3,724,565.55
1900 · Intangible(s)								0.00
Total 1900 · Intangible(s)								0.00
2000 · Asset clearing account								0.00
2001 · True-up - FCFA								0.00
Total 2001 · True-up - FCFA								0.00

Fort Cobb Fuel Authority
General Ledger
As of December 31, 2018

Type	Date	Num	Name	Memo	Split	Debit	Credit	Balance
2000 · Asset clearing account - Other								0.00
Bill	04/30/2018	1804F...	Navitas Utility Corpo...	Down payme...	2233 · Other	1,000.00		1,000.00
Bill	05/31/2018	1805F...	Navitas Utility Corpo...	Eakly sign - Y...	2233 · Other	875.00		1,875.00
Bill	06/30/2018	1806F...	Navitas Utility Corpo...	Materials for ...	2233 · Other	12,861.40		14,736.40
Bill	06/30/2018	1806F...	Navitas Utility Corpo...	scissor lift 24-...	2233 · Other	1,398.64		16,135.04
Bill	06/30/2018	1806F...	Navitas Utility Corpo...	Materials for ...	2233 · Other	192.92		16,327.96
Bill	07/31/2018	1807F...	Navitas Utility Corpo...	Kinta Bldg	2233 · Other	11,470.55		27,798.51
Bill	08/31/2018	1808F...	Navitas Utility Corpo...	Kinta Bldg	2233 · Other	5,915.88		33,714.39
Bill	09/30/2018	1809F...	Navitas Utility Corpo...	Kinta Bldg	2233 · Other	2,891.64		36,606.03
Bill	10/31/2018	1810F...	Navitas Utility Corpo...	Reimbursable...	2233 · Other	545.09		37,151.12
Bill	10/31/2018	1810F...	Navitas Utility Corpo...	boom 30-39' ...	2233 · Other	2,475.54		39,626.66
Bill	10/31/2018	1810F...	Navitas Utility Corpo...	scissor lift 19' ...	2233 · Other	854.73		40,481.39
Bill	10/31/2018	1810F...	Navitas Utility Corpo...	scissor lift 24-...	2233 · Other	1,024.58		41,505.97
Check	11/15/2018	1819	Navitas Utility Corpo...		1107 · Checkin...			41,505.97
Check	11/21/2018	1825	Navitas Utility Corpo...		1107 · Checkin...			41,505.97
Check	11/23/2018	1826	Navitas Utility Corpo...		1107 · Checkin...			41,505.97
Check	11/26/2018	1827	Navitas Utility Corpo...		1107 · Checkin...			41,505.97
Check	11/27/2018	1828	Navitas Utility Corpo...		1107 · Checkin...			41,505.97
Bill	11/30/2018	1811F...	Navitas Utility Corpo...	scissor lift 19' ...	2233 · Other	854.73		42,360.70
Bill	11/30/2018	1811F...	Navitas Utility Corpo...	scissor lift 24-...	2233 · Other	1,024.58		43,385.28
Bill	11/30/2018	1811F...	Navitas Utility Corpo...	Mini Excavato...	2233 · Other	3,896.83		47,282.11
Bill	12/31/2018	1812F...	Navitas Utility Corpo...	Mini Excavato...	2233 · Other	484.68		47,766.79
General Journal	12/31/2018	181231		Eakly pole sig...	1606 · Leaseh...		1,000.00	46,766.79
General Journal	12/31/2018	181231		Eakly pole sig...	1606 · Leaseh...		875.00	45,891.79
General Journal	12/31/2018	18123...		Capitalization ...	1606 · Leaseh...		53,850.71	-7,958.92
Bill	12/31/2018	1812F...	Navitas Utility Corpo...	scissor lift 24-...	2233 · Other	1,024.58		-6,934.34
Bill	12/31/2018	1812F...	Navitas Utility Corpo...	scissor lift 19' ...	2233 · Other	854.73		-6,079.61
Bill	12/31/2018	1812F...	Navitas Utility Corpo...	Trailer Dump ...	2233 · Other	1,762.53		-4,317.08
Bill	12/31/2018	1812F...	Navitas Utility Corpo...	supplies for B...	2233 · Other	491.80		-3,825.28
Bill	12/31/2018	1812F...	Navitas Utility Corpo...	Boom 30-39 1...	2233 · Other	2,731.18		-1,094.10
Bill	12/31/2018	1812F...	Navitas Utility Corpo...	Mini Excavato...	2233 · Other	1,094.10		0.00
Total 2000 · Asset clearing account - Other						55,725.71	55,725.71	0.00
Total 2000 · Asset clearing account						55,725.71	55,725.71	0.00

Fort Cobb Fuel Authority
General Ledger
As of December 31, 2018

Type	Date	Num	Name	Memo	Split	Debit	Credit	Balance
2200 · A/P								-820,938.45
2203 · Taxes								-39,339.89
Bill Pmt -Check	02/13/2018	1707	Town of Binger		1107 · Checkin...	2,314.29		-37,025.60
Bill Pmt -Check	02/13/2018	1708	Town of Bridgeport		1107 · Checkin...	195.51		-36,830.09
Bill Pmt -Check	02/13/2018	1709	Town of Colony		1107 · Checkin...	248.39		-36,581.70
Bill Pmt -Check	02/13/2018	1710	Town of Eakly		1107 · Checkin...	1,278.19		-35,303.51
Bill Pmt -Check	02/13/2018	1711	Town of Gracemont		1107 · Checkin...	1,263.70		-34,039.81
Bill Pmt -Check	02/13/2018	1712	Town of Lookeba		1107 · Checkin...	328.49		-33,711.32
Bill Pmt -Check	02/13/2018	1713	Town of Velma		1107 · Checkin...	3,790.51		-29,920.81
Bill Pmt -Check	02/13/2018	1714	Caddo County Trea...	2nd half	1107 · Checkin...	23,799.00		-6,121.81
Bill Pmt -Check	02/13/2018	1715	Stephens County Tr...	2nd half	1107 · Checkin...	1,472.50		-4,649.31
Bill Pmt -Check	02/13/2018	1716	Washita County Tre...	2nd Half	1107 · Checkin...	1,509.50		-3,139.81
Bill Pmt -Check	03/28/2018	1731	Town of Binger		1107 · Checkin...	1,032.66		-2,107.15
Bill Pmt -Check	03/28/2018	1732	Town of Bridgeport		1107 · Checkin...	45.48		-2,061.67
Bill Pmt -Check	03/28/2018	1733	Town of Colony		1107 · Checkin...	61.34		-2,000.33
Bill Pmt -Check	03/28/2018	1734	Town of Eakly		1107 · Checkin...	292.96		-1,707.37
Bill Pmt -Check	03/28/2018	1735	Town of Gracemont		1107 · Checkin...	420.59		-1,286.78
Bill Pmt -Check	03/28/2018	1736	Town of Lookeba		1107 · Checkin...	96.22		-1,190.56
Bill Pmt -Check	03/28/2018	1737	Town of Velma		1107 · Checkin...	1,190.56		0.00
Bill	03/31/2018	Q1 2018	Town of Binger	1st Qtr 2018 ...	2405 · Franchi...		1,547.59	-1,547.59
Bill	03/31/2018	Q1 2018	Town of Bridgeport	1st Qtr 2018 ...	2410 · Franchi...		143.85	-1,691.44
Bill	03/31/2018	Q1 2018	Town of Colony	1st Qtr 2018 ...	2408 · Franchi...		213.67	-1,905.11
Bill	03/31/2018	Q1 2018	Town of Eakly	1st Qtr 2018 ...	2407 · Franchi...		745.44	-2,650.55
Bill	03/31/2018	Q1 2018	Town of Gracemont	1st Qtr 2018 ...	2406 · Franchi...		890.51	-3,541.06
Bill	03/31/2018	Q1 2018	Town of Lookeba	1st Qtr 2018 ...	2409 · Franchi...		233.57	-3,774.63
Bill	03/31/2018	Q1 2018	Town of Velma	1st Qtr 2018 ...	2411 · Franchi...		2,856.50	-6,631.13
Bill	06/30/2018	Q2 2018	Town of Binger	Q2 2018 Fra...	2405 · Franchi...		861.47	-7,492.60
Bill	06/30/2018	Q2 2018	Town of Gracemont	Q2 2018 Fra...	2406 · Franchi...		497.80	-7,990.40
Bill	06/30/2018	Q2 2018	Town of Eakly	Q2 2018 Fra...	2407 · Franchi...		413.03	-8,403.43
Bill	06/30/2018	Q2 2018	Town of Colony	Q2 2018 Fra...	2408 · Franchi...		81.04	-8,484.47
Bill	06/30/2018	Q2 2018	Town of Lookeba	Q2 2018 Fra...	2409 · Franchi...		180.85	-8,665.32
Bill	06/30/2018	Q2 2018	Town of Bridgeport	Q2 2018 Fra...	2410 · Franchi...		78.94	-8,744.26
Bill	06/30/2018	Q2 2018	Town of Velma	Q2 2018 Fra...	2411 · Franchi...		1,334.25	-10,078.51
Bill Pmt -Check	08/01/2018	1774	Town of Binger	1st Qtr 2018 ...	1107 · Checkin...	1,547.59		-8,530.92
Bill Pmt -Check	08/01/2018	1775	Town of Bridgeport	1st Qtr 2018 ...	1107 · Checkin...	143.85		-8,387.07
Bill Pmt -Check	08/01/2018	1776	Town of Colony	1st Qtr 2018 ...	1107 · Checkin...	213.67		-8,173.40
Bill Pmt -Check	08/01/2018	1777	Town of Eakly	1st Qtr 2018 ...	1107 · Checkin...	745.44		-7,427.96
Bill Pmt -Check	08/01/2018	1778	Town of Gracemont	1st Qtr 2018 ...	1107 · Checkin...	890.51		-6,537.45
Bill Pmt -Check	08/01/2018	1779	Town of Lookeba	1st Qtr 2018 ...	1107 · Checkin...	233.57		-6,303.88
Bill Pmt -Check	08/01/2018	1780	Town of Velma	1st Qtr 2018 ...	1107 · Checkin...	2,856.50		-3,447.38
Bill	09/30/2018	Q3 2018	Town of Binger	Q3 2018 Fra...	2405 · Franchi...		400.62	-3,848.00
Bill	09/30/2018	Q3 2018	Town of Gracemont	Q3 2018 Fra...	2406 · Franchi...		166.93	-4,014.93
Bill	09/30/2018	Q3 2018	Town of Eakly	Q3 2018 Fra...	2407 · Franchi...		121.13	-4,136.06
Bill	09/30/2018	Q3 2018	Town of Colony	Q3 2018 Fra...	2408 · Franchi...		49.04	-4,185.10
Bill	09/30/2018	Q3 2018	Town of Lookeba	Q3 2018 Fra...	2409 · Franchi...		60.82	-4,245.92
Bill	09/30/2018	Q3 2018	Town of Bridgeport	Q3 2018 Fra...	2410 · Franchi...		14.01	-4,259.93
Bill	09/30/2018	Q3 2018	Town of Velma	Q3 2018 Fra...	2411 · Franchi...		469.03	-4,728.96
Bill	11/20/2018	12822...	Washita County Tre...	1st Half	2402 · Advalor...		3,023.00	-7,751.96
Bill	11/20/2018	12821...	Washita County Tre...		2402 · Advalor...		242.00	-7,993.96

Fort Cobb Fuel Authority
General Ledger
As of December 31, 2018

Type	Date	Num	Name	Memo	Split	Debit	Credit	Balance
Bill	11/20/2018	83500...	Payne Country Trea...		2402 · Advalor...		202.00	-8,195.96
Bill	11/20/2018	5609-...	Harmon County Tre...		408 · Ad-Valor...		258.00	-8,453.96
Bill	11/21/2018	49738.0	Caddo County Trea...	2018 Advalor...	2402 · Advalor...		741.00	-9,194.96
Bill Pmt -Check	11/21/2018	1823	Caddo County Trea...	2018 Advalor...	1107 · Checkin...	741.00		-8,453.96
Bill	11/21/2018	10.64...	Gail Dixon, Haskell ...	Owner Id # 24...	2402 · Advalor...		167.00	-8,620.96
Bill Pmt -Check	11/21/2018	1824	Gail Dixon, Haskell ...	Owner Id # 24...	1107 · Checkin...	167.00		-8,453.96
Bill	11/29/2018	2018 -...	Osage County Trea...	Southside (sh...	408 · Ad-Valor...		35.00	-8,488.96
Bill Pmt -Check	11/29/2018	1830	Osage County Trea...	Southside (sh...	1107 · Checkin...	35.00		-8,453.96
Bill	12/03/2018	2018-...	Pittsburgh County Tr...		2402 · Advalor...		19.00	-8,472.96
Bill	12/03/2018	2018-...	Pittsburgh County Tr...		2402 · Advalor...		21.00	-8,493.96
Bill	12/03/2018	2018-...	Pittsburgh County Tr...		2402 · Advalor...		42.00	-8,535.96
Bill	12/03/2018	2018-...	Pittsburgh County Tr...		2402 · Advalor...		39.00	-8,574.96
Bill	12/03/2018	2018-...	Pittsburgh County Tr...		2402 · Advalor...		185.00	-8,759.96
Bill	12/03/2018	2018-...	Gail Dixon, Haskell ...	Owner Id # 24...	2402 · Advalor...		304.00	-9,063.96
Bill	12/03/2018	2018 ...	Caddo County Trea...	1st half	2402 · Advalor...		45,458.00	-54,521.96
Bill	12/03/2018	2018 ...	Stephens County Tr...	1st half	2402 · Advalor...		3,739.00	-58,260.96
Bill	12/06/2018	2015-...	Hughes County Tre...		2402 · Advalor...		8.00	-58,268.96
Bill Pmt -Check	12/07/2018	1833	Washita County Tre...		1107 · Checkin...	1,511.50		-56,757.46
Bill Pmt -Check	12/07/2018	1834	Washita County Tre...		1107 · Checkin...	121.00		-56,636.46
Bill Pmt -Check	12/07/2018	1835	Payne Country Trea...		1107 · Checkin...	101.00		-56,535.46
Bill Pmt -Check	12/07/2018	1836	Harmon County Tre...		1107 · Checkin...	129.00		-56,406.46
Bill Pmt -Check	12/17/2018	1840	Hughes County Tre...		1107 · Checkin...	8.00		-56,398.46
Bill Pmt -Check	12/17/2018	1841	Pittsburgh County Tr...		1107 · Checkin...	306.00		-56,092.46
Bill Pmt -Check	12/17/2018	1842	Gail Dixon, Haskell ...	Owner Id # 24...	1107 · Checkin...	152.00		-55,940.46
Bill Pmt -Check	12/17/2018	1843	Caddo County Trea...		1107 · Checkin...	22,729.00		-33,211.46
Bill Pmt -Check	12/17/2018	1844	Stephens County Tr...	1st half	1107 · Checkin...	1,869.50		-31,341.96
Bill	12/31/2018	Q4 2018	Town of Binger	Q3 2018 Fra...	2405 · Franchi...		582.88	-31,924.84
Bill	12/31/2018	Q4 2018	Town of Gracemont	Q4 2018 Fra...	2406 · Franchi...		295.05	-32,219.89
Bill	12/31/2018	Q4 2018	Town of Eakly	Q4 2018 Fra...	2407 · Franchi...		222.97	-32,442.86
Bill	12/31/2018	Q4 2018	Town of Colony	Q4 2018 Fra...	2408 · Franchi...		74.67	-32,517.53
Bill	12/31/2018	Q4 2018	Town of Lookeba	Q4 2018 Fra...	2409 · Franchi...		69.62	-32,587.15
Bill	12/31/2018	Q4 2018	Town of Bridgeport	Q4 2018 Fra...	2410 · Franchi...		45.26	-32,632.41
Bill	12/31/2018	Q4 2018	Town of Velma	Q4 2018 Fra...	2411 · Franchi...		861.63	-33,494.04
Total 2203 · Taxes						73,841.02	67,995.17	-33,494.04
2213 · Refunds								0.00
Total 2213 · Refunds								0.00

Fort Cobb Fuel Authority
General Ledger
As of December 31, 2018

Type	Date	Num	Name	Memo	Split	Debit	Credit	Balance
2233 · Other								-781,598.56
Bill	01/01/2018	180101	Bank 7	Loan 1010609	-SPLIT-		34,626.32	-816,224.88
Bill	01/01/2018	1801F...	Navitas Assets		931 · Rents		6,536.00	-822,760.88
Bill Pmt -Check	01/09/2018	1698	Navitas Utility Corpo...		1107 · Checkin...	31,000.00		-791,760.88
Bill Pmt -Check	01/10/2018	1699	Navitas Utility Corpo...		1107 · Checkin...	18,000.00		-773,760.88
Bill Pmt -Check	01/15/2018	1700	Navitas Utility Corpo...		1107 · Checkin...	26,117.27		-747,643.61
Bill Pmt -Check	01/19/2018	Transfer	Bank 7	Loan 1010609	1107 · Checkin...	34,626.32		-713,017.29
Bill Pmt -Check	01/19/2018	1701	Navitas Utility Corpo...		1107 · Checkin...	50,000.00		-663,017.29
Bill Pmt -Check	01/25/2018	1703	Navitas Utility Corpo...		1107 · Checkin...	35,000.00		-628,017.29
Bill Pmt -Check	01/29/2018	1704	Navitas Utility Corpo...		1107 · Checkin...	15,000.00		-613,017.29
Bill	01/31/2018	1801F...	Navitas Utility Corpo...		-SPLIT-		165,092.00	-778,109.29
Bill	02/01/2018	180206	Bank 7	Loan 1010609	-SPLIT-		34,626.32	-812,735.61
Bill	02/01/2018	1802F...	Navitas Assets		931 · Rents		6,536.00	-819,271.61
Bill Pmt -Check	02/07/2018	1705	Navitas Utility Corpo...		1107 · Checkin...	25,000.00		-794,271.61
Bill Pmt -Check	02/09/2018	1706	Navitas Utility Corpo...		1107 · Checkin...	35,000.00		-759,271.61
Bill Pmt -Check	02/15/2018	1717	Navitas Utility Corpo...		1107 · Checkin...	97,928.58		-661,343.03
Bill Pmt -Check	02/20/2018	Transfer	Bank 7	Loan 1010609	1107 · Checkin...	34,626.32		-626,716.71
Bill Pmt -Check	02/21/2018	1718	Navitas Assets		1107 · Checkin...	6,484.00		-620,232.71
Bill Pmt -Check	02/23/2018	1720	Navitas Utility Corpo...		1107 · Checkin...	74,571.37		-545,661.34
Bill Pmt -Check	02/27/2018	1721	Navitas Utility Corpo...		1107 · Checkin...	40,000.00		-505,661.34
Bill Pmt -Check	02/27/2018	1722	Oklahoma Corp Co...		1107 · Checkin...	865.90		-504,795.44
Bill	02/28/2018	1802F...	Navitas Utility Corpo...		-SPLIT-		222,275.00	-727,070.44
Bill	03/01/2018	PUD 2...	Oklahoma Corp Co...		1405 · Prepaid...		865.90	-727,936.34
Bill Pmt -Check	03/01/2018	1723	Navitas Assets		1107 · Checkin...	19,452.00		-708,484.34
Bill	03/01/2018	180301	Bank 7	Loan 1010609	-SPLIT-		35,300.00	-743,784.34
Bill	03/01/2018	1803F...	Navitas Assets		931 · Rents		6,536.00	-750,320.34
Bill Pmt -Check	03/08/2018	1724	Bank 7	Loan 1010609	1107 · Checkin...	35,300.00		-715,020.34
Bill Pmt -Check	03/08/2018	1725	Navitas Utility Corpo...		1107 · Checkin...	50,000.00		-665,020.34
Bill Pmt -Check	03/13/2018	1726	Navitas Utility Corpo...		1107 · Checkin...	29,663.81		-635,356.53
Bill Pmt -Check	03/13/2018	1727	Navitas Utility Corpo...		1107 · Checkin...	40,000.00		-595,356.53
Bill Pmt -Check	03/28/2018	1738	Navitas Utility Corpo...		1107 · Checkin...	110,381.53		-484,975.00
Bill	03/31/2018	1803F...	Navitas Utility Corpo...		-SPLIT-		194,797.56	-679,772.56
Bill	04/01/2018	180401	Bank 7	Loan 1010609	-SPLIT-		35,300.00	-715,072.56
Bill	04/01/2018	1804F...	Navitas Assets		931 · Rents		6,536.00	-721,608.56
General Journal	04/09/2018	180409	Navitas Utility Corpo...	Credit Klent L...	-SPLIT-		350.00	-721,958.56
Bill Pmt -Check	04/09/2018	1739	Navitas Utility Corpo...		1107 · Checkin...	38,350.00		-683,608.56
Bill Pmt -Check	04/10/2018	1740	Navitas Utility Corpo...		1107 · Checkin...	25,000.00		-658,608.56
Bill Pmt -Check	04/16/2018	Transfer	Bank 7	Loan 1010609	1107 · Checkin...	35,300.00		-623,308.56
Bill Pmt -Check	04/16/2018	1741	Navitas Utility Corpo...		1107 · Checkin...	39,029.00		-584,279.56
Bill Pmt -Check	04/23/2018	1742	Navitas Utility Corpo...		1107 · Checkin...	60,000.00		-524,279.56
Bill Pmt -Check	04/24/2018	1743	Navitas Assets		1107 · Checkin...	6,536.00		-517,743.56
Bill Pmt -Check	04/30/2018	1744	Navitas Utility Corpo...		1107 · Checkin...	31,063.00		-486,680.56
Bill	04/30/2018	1804F...	Navitas Utility Corpo...		-SPLIT-		147,868.06	-634,548.62
Bill	05/01/2018	180501	Bank 7	Loan 1010609	-SPLIT-		35,300.00	-669,848.62
Bill	05/01/2018	1805F...	Navitas Assets		931 · Rents		6,536.00	-676,384.62
Bill Pmt -Check	05/09/2018	1745	Navitas Utility Corpo...		1107 · Checkin...	75,000.00		-601,384.62
Bill Pmt -Check	05/15/2018	1747	Navitas Utility Corpo...		1107 · Checkin...	70,000.00		-531,384.62
Bill Pmt -Check	05/15/2018	1748	Navitas Utility Corpo...		1107 · Checkin...	13,000.00		-518,384.62
Bill Pmt -Check	05/18/2018	1749	Navitas Utility Corpo...		1107 · Checkin...	21,000.00		-497,384.62

Fort Cobb Fuel Authority
General Ledger
As of December 31, 2018

Type	Date	Num	Name	Memo	Split	Debit	Credit	Balance
Bill Pmt -Check	05/22/2018	1752	Bank 7	Loan 1010609	1107 · Checkin...	35,300.00		-462,084.62
Bill Pmt -Check	05/25/2018	1753	Navitas Utility Corpo...		1107 · Checkin...	7,000.00		-455,084.62
Bill Pmt -Check	05/29/2018	1754	Navitas Utility Corpo...		1107 · Checkin...	10,000.00		-445,084.62
Bill Pmt -Check	05/29/2018	2	Navitas Utility Corpo...		1100 · Cash	100,000.00		-345,084.62
Bill	05/29/2018	180529	Bank 7	Loan 1010609	-SPLIT-		35,300.00	-380,384.62
General Journal	05/30/2018	18053...	Navitas Utility Corpo...	Transfer Fro...	2307 · LOC - B...	50,000.00		-330,384.62
Bill	05/31/2018	1805F...	Navitas Utility Corpo...		-SPLIT-		193,301.86	-523,686.48
Bill	06/01/2018	1806F...	Navitas Assets		931 · Rents		6,536.00	-530,222.48
Bill Pmt -Check	06/05/2018	1755	Navitas Utility Corpo...		1107 · Checkin...	4,005.00		-526,217.48
Deposit	06/05/2018		Navitas Utility Corpo...	Deposit	1107 · Checkin...		38,115.00	-564,332.48
Bill Pmt -Check	06/06/2018	Transfer	Navitas Utility Corpo...		1107 · Checkin...	38,115.00		-526,217.48
Bill Pmt -Check	06/11/2018	1758	Navitas Utility Corpo...		1107 · Checkin...	16,567.56		-509,649.92
Bill Pmt -Check	06/15/2018	1760	Bank 7	Loan 1010609	1107 · Checkin...	35,300.00		-474,349.92
General Journal	06/15/2018	180615	Navitas Utility Corpo...	Transfer Fro...	2307 · LOC - B...	91,000.00		-383,349.92
Bill Pmt -Check	06/22/2018	1761	Navitas Utility Corpo...		1107 · Checkin...	19,022.00		-364,327.92
Bill	06/25/2018	180625	Bank 7	Loan 1010609	-SPLIT-		35,300.00	-399,627.92
Bill Pmt -Check	06/26/2018	1762	Navitas Assets		1107 · Checkin...	6,536.00		-393,091.92
Bill	06/30/2018	1806F...	Navitas Utility Corpo...		-SPLIT-		171,061.96	-564,153.88
Bill	07/01/2018	1807F...	Navitas Assets		931 · Rents		6,536.00	-570,689.88
Bill Pmt -Check	07/02/2018	Transfer	Navitas Utility Corpo...		1107 · Checkin...	31,000.00		-539,689.88
General Journal	07/06/2018	180706	Navitas Utility Corpo...	Transfer Fro...	2307 · LOC - B...	50,000.00		-489,689.88
General Journal	07/11/2018	180711	Navitas Utility Corpo...	Transfer Fro...	2307 · LOC - B...	59,000.00		-430,689.88
Bill Pmt -Check	07/13/2018	1767	Bank 7	Loan 1010609	1107 · Checkin...	35,300.00		-395,389.88
Bill Pmt -Check	07/16/2018	1768	Navitas Utility Corpo...		1107 · Checkin...	19,016.00		-376,373.88
Bill Pmt -Check	07/23/2018	1769	Navitas Utility Corpo...		1107 · Checkin...	29,023.00		-347,350.88
Bill Pmt -Check	07/24/2018	1770	Navitas Utility Corpo...		1107 · Checkin...	48,024.00		-299,326.88
Bill Pmt -Check	07/26/2018	1773	Navitas Utility Corpo...		1107 · Checkin...	37,026.00		-262,300.88
Bill	07/26/2018	180726	Bank 7	Loan 1010609	-SPLIT-		35,300.00	-297,600.88
General Journal	07/31/2018	180731	Navitas Utility Corpo...	Transfer Fro...	2307 · LOC - B...	40,000.00		-257,600.88
Bill	07/31/2018	1807F...	Navitas Utility Corpo...		-SPLIT-		157,584.44	-415,185.32
Bill	08/01/2018	1808F...	Navitas Assets		931 · Rents		6,536.00	-421,721.32
Bill Pmt -Check	08/02/2018	1781	Navitas Utility Corpo...		1107 · Checkin...	6,002.00		-415,719.32
General Journal	08/03/2018	180803	Navitas Utility Corpo...	Transfer Fro...	2307 · LOC - B...	20,000.00		-395,719.32
General Journal	08/07/2018	180807	Navitas Utility Corpo...	Transfer Fro...	2307 · LOC - B...	20,000.00		-375,719.32
Bill Pmt -Check	08/08/2018	Transfer	Navitas Utility Corpo...		1107 · Checkin...	10,000.00		-365,719.32
General Journal	08/10/2018	180810	Navitas Utility Corpo...	Transfer Fro...	2307 · LOC - B...	40,000.00		-325,719.32
Bill Pmt -Check	08/13/2018	1784	Bank 7	Loan 1010609	1107 · Checkin...	35,300.00		-290,419.32
Bill Pmt -Check	08/14/2018	1785	Navitas Utility Corpo...		1107 · Checkin...	29,014.00		-261,405.32
Bill Pmt -Check	08/20/2018	1787	Navitas Utility Corpo...	VOID:	1107 · Checkin...	0.00		-261,405.32
Bill Pmt -Check	08/20/2018	1788	Navitas Utility Corpo...		1107 · Checkin...	9,020.00		-252,385.32
Bill Pmt -Check	08/27/2018	1789	Navitas Utility Corpo...		1107 · Checkin...	52,027.00		-200,358.32
Bill	08/27/2018	180827	Bank 7	Loan 1010609	-SPLIT-		35,300.00	-235,658.32
Bill	08/31/2018	1808F...	Navitas Utility Corpo...		-SPLIT-		165,807.77	-401,466.09
Bill	09/01/2018	1809F...	Navitas Assets		931 · Rents		6,536.00	-408,002.09
Bill Pmt -Check	09/04/2018	1790	Navitas Utility Corpo...		1107 · Checkin...	11,804.00		-396,198.09
Bill Pmt -Check	09/12/2018	1794	Navitas Utility Corpo...		1107 · Checkin...	33,012.00		-363,186.09
Bill Pmt -Check	09/13/2018	1795	Navitas Utility Corpo...		1107 · Checkin...	60,013.00		-303,173.09
Bill Pmt -Check	09/14/2018	1796	Bank 7	Loan 1010609	1107 · Checkin...	35,300.00		-267,873.09
General Journal	09/18/2018	180918	Navitas Utility Corpo...	Transfer Fro...	2307 · LOC - B...	5,000.00		-262,873.09

Fort Cobb Fuel Authority
General Ledger
As of December 31, 2018

Type	Date	Num	Name	Memo	Split	Debit	Credit	Balance
General Journal	09/19/2018	180919	Navitas Utility Corpo...	Transfer Fro...	2307 · LOC - B...	15,000.00		-247,873.09
Bill Pmt -Check	09/20/2018		Navitas Utility Corpo...	QuickBooks g...	1107 · Checkin...	0.00		-247,873.09
Bill Pmt -Check	09/21/2018	1799	Navitas Utility Corpo...		1107 · Checkin...	21,021.00		-226,852.09
Bill	09/25/2018	180935	Bank 7	Loan 1010609	-SPLIT-		35,300.00	-262,152.09
Bill Pmt -Check	09/26/2018	1800	Navitas Utility Corpo...		1107 · Checkin...	11,026.00		-251,126.09
Bill Pmt -Check	09/27/2018	1801	Navitas Utility Corpo...		1107 · Checkin...	7,027.00		-244,099.09
General Journal	09/28/2018	180920	Navitas Utility Corpo...	Transfer Fro...	2307 · LOC - B...	10,000.00		-234,099.09
Bill Pmt -Check	09/28/2018	1802	Navitas Utility Corpo...		1107 · Checkin...	11,028.00		-223,071.09
General Journal	09/28/2018	LOC	Navitas Utility Corpo...	Loan from Wi...	2304 · ML - Wi...	50,000.00		-173,071.09
Bill	09/30/2018	1809F...	Navitas Utility Corpo...		-SPLIT-		165,756.92	-338,828.01
Bill	10/01/2018	1810F...	Navitas Assets		931 · Rents		6,536.00	-345,364.01
Bill Pmt -Check	10/02/2018	1803	Navitas Utility Corpo...		1107 · Checkin...	13,502.00		-331,862.01
Bill Pmt -Check	10/09/2018	1806	Navitas Utility Corpo...		1107 · Checkin...	5,009.14		-326,852.87
General Journal	10/10/2018	LOC	Navitas Utility Corpo...	Loan from Wi...	2304 · ML - Wi...	10,000.00		-316,852.87
General Journal	10/11/2018	LOC	Navitas Utility Corpo...	Loan from Wi...	2304 · ML - Wi...	20,000.00		-296,852.87
General Journal	10/11/2018	LOC	Navitas Utility Corpo...	Loan from Wi...	2304 · ML - Wi...	50,000.00		-246,852.87
General Journal	10/12/2018	LOC	Navitas Utility Corpo...	Loan from Wi...	2304 · ML - Wi...	10,000.00		-236,852.87
General Journal	10/15/2018	LOC	Navitas Utility Corpo...	Loan from Wi...	2304 · ML - Wi...	10,000.00		-226,852.87
General Journal	10/15/2018	LOC	Navitas Utility Corpo...	Loan from Wi...	2304 · ML - Wi...	30,000.00		-196,852.87
Bill Pmt -Check	10/16/2018	1808	Bank 7	Loan 1010609	1107 · Checkin...	35,300.00		-161,552.87
Bill Pmt -Check	10/17/2018	1809	Navitas Utility Corpo...		1107 · Checkin...	11,017.00		-150,535.87
Bill Pmt -Check	10/22/2018	1810	Navitas Utility Corpo...		1107 · Checkin...	30,022.00		-120,513.87
Bill Pmt -Check	10/23/2018	1811	Navitas Utility Corpo...		1107 · Checkin...	14,023.00		-106,490.87
Bill Pmt -Check	10/24/2018	1812	Navitas Utility Corpo...		1107 · Checkin...	10,024.00		-96,466.87
Bill Pmt -Check	10/26/2018	xfer	Navitas Utility Corpo...		1107 · Checkin...	11,026.00		-85,440.87
Bill	10/26/2018	181026	Bank 7	Loan 1010609	-SPLIT-		35,930.00	-121,370.87
Bill Pmt -Check	10/29/2018	1813	Navitas Assets		1107 · Checkin...	3,300.00		-118,070.87
General Journal	10/30/2018	LOC	Navitas Utility Corpo...	Loan from Wi...	2304 · ML - Wi...	20,000.00		-98,070.87
Bill	10/31/2018	1810F...	Navitas Utility Corpo...		-SPLIT-		145,490.94	-243,561.81
Bill	11/01/2018	1811F...	Navitas Assets		931 · Rents		6,536.00	-250,097.81
Bill Pmt -Check	11/01/2018	xfer	Navitas Utility Corpo...		1107 · Checkin...	2,801.00		-247,296.81
Bill Pmt -Check	11/06/2018	1814	Navitas Utility Corpo...		1107 · Checkin...	3,306.00		-243,990.81
General Journal	11/07/2018	LOC	Navitas Utility Corpo...	Loan from Wi...	2304 · ML - Wi...	15,000.00		-228,990.81
Bill Pmt -Check	11/09/2018	xfer	Navitas Utility Corpo...		1107 · Checkin...	16,009.00		-212,981.81
Bill	11/12/2018	2018 ...	Washington County ...	2018 Tax Lot ...	408 · Ad-Valor...		299.00	-213,280.81
Bill Pmt -Check	11/12/2018	1816	Washington County ...	2018 Tax Wa...	1107 · Checkin...	299.00		-212,981.81
Bill	11/12/2018	2018 ...	Washington County ...	2018 Tax Lot ...	408 · Ad-Valor...		36.00	-213,017.81
Bill Pmt -Check	11/12/2018	1817	Washington County ...	2018 Tax Lot ...	1107 · Checkin...	36.00		-212,981.81
Bill Pmt -Check	11/14/2018		Navitas Utility Corpo...	QuickBooks g...	1107 · Checkin...	0.00		-212,981.81
Bill Pmt -Check	11/14/2018	xfer	Navitas Utility Corpo...		1107 · Checkin...	21,014.00		-191,967.81
Check	11/15/2018	1819	Navitas Utility Corpo...		1107 · Checkin...	15,015.00		-176,952.81
Bill Pmt -Check	11/16/2018	1818	Navitas Assets		1107 · Checkin...	3,236.00		-173,716.81
Bill	11/19/2018	18119...	Grant County Treas...	2018 tax year	408 · Ad-Valor...		3.00	-173,719.81
Bill Pmt -Check	11/19/2018	1820	Grant County Treas...	2018 tax year	1107 · Checkin...	3.00		-173,716.81
Bill Pmt -Check	11/19/2018	1821	Bank 7	Loan 1010609	1107 · Checkin...	35,300.00		-138,416.81
Check	11/21/2018	1825	Navitas Utility Corpo...		1107 · Checkin...	20,021.00		-118,395.81
Check	11/23/2018	1826	Navitas Utility Corpo...		1107 · Checkin...	8,623.00		-109,772.81
Check	11/26/2018	1827	Navitas Utility Corpo...		1107 · Checkin...	6,226.00		-103,546.81
Bill	11/26/2018	181126	Bank 7	Loan 1010609	-SPLIT-		36,530.00	-140,076.81

Fort Cobb Fuel Authority
General Ledger
As of December 31, 2018

Type	Date	Num	Name	Memo	Split	Debit	Credit	Balance
Check	11/27/2018	1828	Navitas Utility Corpo...		1107 · Checkin...	9,427.00		-130,649.81
Bill Pmt -Check	11/29/2018	1829	Bank 7	Loan 1010609	1107 · Checkin...	630.00		-130,019.81
Bill Pmt -Check	11/30/2018	1832	Navitas Utility Corpo...		1107 · Checkin...	3,730.00		-126,289.81
Bill	11/30/2018	1811F...	Navitas Utility Corpo...		-SPLIT-		144,896.03	-271,185.84
Bill	12/01/2018	1812F...	Navitas Assets		931 · Rents		6,536.00	-277,721.84
Bill	12/03/2018	L1546...	Oklahoma Tax Com...		2403 · Sales T...		20.00	-277,741.84
Bill Pmt -Check	12/11/2018	1838	Navitas Utility Corpo...		1107 · Checkin...	75,411.00		-202,330.84
Bill Pmt -Check	12/18/2018	1845	Navitas Utility Corpo...		1107 · Checkin...	90,018.00		-112,312.84
Bill Pmt -Check	12/19/2018	1839	Navitas Assets		1107 · Checkin...	6,536.00		-105,776.84
Bill Pmt -Check	12/21/2018	1847	Bank 7	Loan 1010609	1107 · Checkin...	36,530.00		-69,246.84
Bill Pmt -Check	12/24/2018	1848	Navitas Utility Corpo...		1107 · Checkin...	24,024.00		-45,222.84
Bill Pmt -Check	12/26/2018	1849	Oklahoma Tax Com...		1107 · Checkin...	20.00		-45,202.84
Bill Pmt -Check	12/26/2018	1850	Navitas Utility Corpo...		1107 · Checkin...	24,026.00		-21,176.84
Bill	12/26/2018	18122...	Bank 7	Loan 1010609	-SPLIT-		35,900.00	-57,076.84
Bill	12/26/2018	18122...	Bank 7	Loan 1010609	-SPLIT-		3,315.97	-60,392.81
Bill Pmt -Check	12/27/2018	1851	Navitas Utility Corpo...		1107 · Checkin...	10,027.00		-50,365.81
Check	12/28/2018	1852	Navitas Utility Corpo...		1107 · Checkin...	10,028.00		-40,337.81
General Journal	12/31/2018	181231	Navitas Utility Corpo...	Navitas 1 AR ...	3103 · Member...	7,640.00		-32,697.81
Bill	12/31/2018	1812F...	Navitas Utility Corpo...		-SPLIT-		227,296.60	-259,994.41
General Journal	12/31/2018	LOC	Navitas Utility Corpo...	Loan from Wi...	1191 · Dep. in ...	27,002.00		-232,992.41
Total 2233 · Other						3,231,284.80	2,682,678.65	-232,992.41
2243 · Dividends declared								0.00
Total 2243 · Dividends declared								0.00
2200 · A/P - Other								0.00
Total 2200 · A/P - Other								0.00
Total 2200 · A/P						3,305,125.82	2,750,673.82	-266,486.45
2100 · Payroll Liabilities								0.00
Total 2100 · Payroll Liabilities								0.00
2300 · NP								-240,200.00
2302 · ML - RV								0.00
General Journal	12/31/2018	19010...		Transfer RV l...	1815 · Investm...		10,000.00	-10,000.00
Total 2302 · ML - RV						0.00	10,000.00	-10,000.00

Fort Cobb Fuel Authority
General Ledger
As of December 31, 2018

Type	Date	Num	Name	Memo	Split	Debit	Credit	Balance
2304 · ML - WinStar								-240,200.00
General Journal	02/13/2018	180213		Pay down Wi...	1107 · Checkin...	10,200.00		-230,000.00
General Journal	03/07/2018	180307		Pay down Wi...	1107 · Checkin...	40,000.00		-190,000.00
General Journal	03/13/2018	180313		Move investm...	3103 · Member...	35,000.00		-155,000.00
General Journal	03/15/2018	180315		Pay down Wi...	1107 · Checkin...	30,000.00		-125,000.00
General Journal	03/20/2018	180320		Pay down Wi...	1107 · Checkin...	25,000.00		-100,000.00
General Journal	05/16/2018	1177		Equity Distrib...	1816 · Investm...	31,282.00		-68,718.00
General Journal	05/22/2018	1177		Equity Distrib...	1816 · Investm...	31,282.00		-37,436.00
General Journal	06/27/2018	1177		Equity Distrib...	1816 · Investm...	37,436.00		0.00
General Journal	09/28/2018	LOC		Loan from Wi...	2233 · Other		50,000.00	-50,000.00
General Journal	10/10/2018	LOC		Loan from Wi...	2233 · Other		10,000.00	-60,000.00
General Journal	10/11/2018	LOC		Loan from Wi...	2233 · Other		20,000.00	-80,000.00
General Journal	10/11/2018	LOC		Loan from Wi...	2233 · Other		50,000.00	-130,000.00
General Journal	10/12/2018	LOC		Loan from Wi...	2233 · Other		10,000.00	-140,000.00
General Journal	10/15/2018	LOC		Loan from Wi...	2233 · Other		10,000.00	-150,000.00
General Journal	10/15/2018	LOC		Loan from Wi...	2233 · Other		30,000.00	-180,000.00
General Journal	10/30/2018	LOC		Loan from Wi...	2233 · Other		20,000.00	-200,000.00
General Journal	11/07/2018	LOC		Loan from Wi...	2233 · Other		15,000.00	-215,000.00
Total 2304 · ML - WinStar						240,200.00	215,000.00	-215,000.00
2307 · LOC - Bank 7								0.00
General Journal	05/29/2018	18052...			1100 · Cash		100,000.00	-100,000.00
General Journal	05/30/2018	18053...		Transfer Fro...	2233 · Other		50,000.00	-150,000.00
General Journal	06/15/2018	180615		Transfer Fro...	2233 · Other		91,000.00	-241,000.00
General Journal	07/06/2018	180706		Transfer Fro...	2233 · Other		50,000.00	-291,000.00
General Journal	07/11/2018	180711		Transfer Fro...	2233 · Other		59,000.00	-350,000.00
General Journal	07/31/2018	180731		Transfer Fro...	2233 · Other		40,000.00	-390,000.00
General Journal	08/03/2018	180803		Transfer Fro...	2233 · Other		20,000.00	-410,000.00
General Journal	08/07/2018	180807		Transfer Fro...	2233 · Other		20,000.00	-430,000.00
General Journal	08/10/2018	180810		Transfer Fro...	2233 · Other		40,000.00	-470,000.00
General Journal	09/18/2018	180918		Transfer Fro...	2233 · Other		5,000.00	-475,000.00
General Journal	09/19/2018	180919		Transfer Fro...	2233 · Other		15,000.00	-490,000.00
General Journal	09/28/2018	180920		Transfer Fro...	2233 · Other		10,000.00	-500,000.00
Total 2307 · LOC - Bank 7						0.00	500,000.00	-500,000.00
2321 · NUC - Bank 2 LOC								0.00
Total 2321 · NUC - Bank 2 LOC								0.00
2300 · NP - Other								0.00
Total 2300 · NP - Other								0.00
Total 2300 · NP						240,200.00	725,000.00	-725,000.00

Fort Cobb Fuel Authority
General Ledger
As of December 31, 2018

Type	Date	Num	Name	Memo	Split	Debit	Credit	Balance
2400 · A/E								-92,540.41
2402 · Advalorem Tax Payable								0.00
General Journal	01/31/2018	180131		Monthly adval...	408 · Ad-Valor...		4,664.00	-4,664.00
General Journal	02/28/2018	180228		Monthly adval...	408 · Ad-Valor...		4,664.00	-9,328.00
General Journal	03/31/2018	180331		Monthly adval...	408 · Ad-Valor...		4,664.00	-13,992.00
General Journal	04/30/2018	180430		Monthly adval...	408 · Ad-Valor...		4,664.00	-18,656.00
General Journal	05/31/2018	180531		Monthly adval...	408 · Ad-Valor...		4,664.00	-23,320.00
General Journal	06/30/2018	180630		Monthly adval...	408 · Ad-Valor...		4,664.00	-27,984.00
General Journal	07/31/2018	180731		Monthly adval...	408 · Ad-Valor...		4,664.00	-32,648.00
General Journal	08/31/2018	180831		Monthly adval...	408 · Ad-Valor...		4,664.00	-37,312.00
General Journal	09/30/2018	180930		Monthly adval...	408 · Ad-Valor...		4,664.00	-41,976.00
General Journal	10/31/2018	181031		Monthly adval...	408 · Ad-Valor...		4,664.00	-46,640.00
Bill	11/20/2018	12822...	Washita County Tre...	Washita Coun...	2203 · Taxes	3,023.00		-43,617.00
Bill	11/20/2018	12821...	Washita County Tre...	Washita Coun...	2203 · Taxes	242.00		-43,375.00
Bill	11/20/2018	83500...	Payne Country Trea...	Taxroll Item #...	2203 · Taxes	202.00		-43,173.00
Bill	11/21/2018	49738.0	Caddo County Trea...	2018 Advalor...	2203 · Taxes	741.00		-42,432.00
Bill	11/21/2018	10.64...	Gail Dixon, Haskell ...	2018 Haskell ...	2203 · Taxes	167.00		-42,265.00
General Journal	11/30/2018	181130		Monthly adval...	408 · Ad-Valor...		4,664.00	-46,929.00
Bill	12/03/2018	2018-...	Pittsburgh County Tr...	Owner id# 22...	2203 · Taxes	19.00		-46,910.00
Bill	12/03/2018	2018-...	Pittsburgh County Tr...	Owner id# 22...	2203 · Taxes	21.00		-46,889.00
Bill	12/03/2018	2018-...	Pittsburgh County Tr...	Owner id# 22...	2203 · Taxes	42.00		-46,847.00
Bill	12/03/2018	2018-...	Pittsburgh County Tr...	Owner id# 22...	2203 · Taxes	39.00		-46,808.00
Bill	12/03/2018	2018-...	Pittsburgh County Tr...	Owner id# 22...	2203 · Taxes	185.00		-46,623.00
Bill	12/03/2018	2018-...	Gail Dixon, Haskell ...	Haskell County	2203 · Taxes	304.00		-46,319.00
Bill	12/03/2018	2018 ...	Caddo County Trea...	Caddo Count...	2203 · Taxes	45,458.00		-861.00
Bill	12/03/2018	2018 ...	Stephens County Tr...	Stephens Co...	2203 · Taxes	3,739.00		2,878.00
Bill	12/06/2018	2015-...	Hughes County Tre...	Owner ID# 99...	2203 · Taxes	8.00		2,886.00
General Journal	12/31/2018	181231		Monthly adval...	408 · Ad-Valor...		4,664.00	-1,778.00
General Journal	12/31/2018	181231		Reverse 2018...	408 · Ad-Valor...	1,778.00		0.00
Total 2402 · Advalorem Tax Payable						55,968.00	55,968.00	0.00
2403 · Sales Tax Payable								-1,229.67
General Journal	01/01/2018	180101	Oklahoma Tax Com...	Terry Bishop ...	480.01 · Resid...		3.62	-1,233.29
Invoice	01/01/2018	1801K...	Navitas KY NG LLC	Out-of-state s...	1253 · Other	0.00		-1,233.29
Invoice	01/01/2018	1801T...	Navitas TN NG LLC	Out-of-state s...	1253 · Other	0.00		-1,233.29
Invoice	01/01/2018	1801L...	Fort Cobb Fuel Auth...	Out-of-state s...	1253 · Other	0.00		-1,233.29
Invoice	01/01/2018	1801...	Navitas OK3, LLC	Out-of-state s...	1253 · Other	0.00		-1,233.29
Invoice	01/01/2018	1801...	Navitas Winstar	Out-of-state s...	1253 · Other	0.00		-1,233.29
Invoice	01/01/2018	1801T...	Navitas Utility Texas...	Out-of-state s...	1253 · Other	0.00		-1,233.29
Check	01/20/2018	ACH	Oklahoma Tax Com...	January 2018 ...	1107 · Checkin...	10,375.52		9,142.23
Check	01/20/2018	ACH	Oklahoma Tax Com...	December 20...	1107 · Checkin...	4,273.15		13,415.38
Check	01/20/2018	ACH	Oklahoma Tax Com...	December 20...	1107 · Checkin...		4,371.26	9,044.12
General Journal	01/31/2018	180201	Oklahoma Tax Com...		480.01 · Resid...		11,498.85	-2,454.73
General Journal	01/31/2018	180102	Oklahoma Tax Com...	Jan final bills	480.01 · Resid...		19.08	-2,473.81
General Journal	02/01/2018	180208	Oklahoma Tax Com...	Shirley Meeks...	480.01 · Resid...	18.67		-2,455.14
General Journal	02/01/2018	180208	Oklahoma Tax Com...	Shirley Meeks...	480.01 · Resid...		10.81	-2,465.95
General Journal	02/01/2018	180405	Oklahoma Tax Com...	A.E. Sanner-...	480.01 · Resid...	3.14		-2,462.81
General Journal	02/01/2018	180406	Oklahoma Tax Com...	Dennis Mash...	480.01 · Resid...	3.08		-2,459.73

Fort Cobb Fuel Authority
General Ledger
As of December 31, 2018

Type	Date	Num	Name	Memo	Split	Debit	Credit	Balance
General Journal	02/01/2018	180406	Oklahoma Tax Com...	Dennis Mash...	480.01 · Resid...		0.27	-2,460.00
Invoice	02/01/2018	1802K...	Navitas KY NG LLC	Out-of-state s...	1253 · Other	0.00		-2,460.00
Invoice	02/01/2018	1802T...	Navitas TN NG LLC	Out-of-state s...	1253 · Other	0.00		-2,460.00
Invoice	02/01/2018	1802L...	Fort Cobb Fuel Auth...	Out-of-state s...	1253 · Other	0.00		-2,460.00
Invoice	02/01/2018	1802...	Navitas OK3, LLC	Out-of-state s...	1253 · Other	0.00		-2,460.00
Invoice	02/01/2018	1802...	Navitas Winstar	Out-of-state s...	1253 · Other	0.00		-2,460.00
Invoice	02/01/2018	1802T...	Navitas Utility Texas...	Out-of-state s...	1253 · Other	0.00		-2,460.00
Check	02/20/2018	ACH	Oklahoma Tax Com...	February 201...	1107 · Checkin...	9,496.41		7,036.41
Check	02/20/2018	ACH	Oklahoma Tax Com...	January 2017 ...	1107 · Checkin...	6,197.71		13,234.12
Check	02/20/2018	ACH	Oklahoma Tax Com...	January 2017 ...	1107 · Checkin...		10,375.52	2,858.60
General Journal	02/27/2018	180220	Oklahoma Tax Com...	Lourdes Gonz...	480.01 · Resid...	3.67		2,862.27
General Journal	02/27/2018	180220	Oklahoma Tax Com...	Lourdes Gonz...	480.01 · Resid...		0.86	2,861.41
General Journal	02/28/2018	180301	Oklahoma Tax Com...	3/1/18 billing	480.01 · Resid...		8,664.93	-5,803.52
General Journal	03/01/2018	180217	Oklahoma Tax Com...	Peterman, error	480.01 · Resid...	0.40		-5,803.12
General Journal	03/01/2018	180217	Oklahoma Tax Com...	Peterman, error	480.01 · Resid...		3.35	-5,806.47
General Journal	03/01/2018	180407	Oklahoma Tax Com...	Brittney Scott-...	480.01 · Resid...	1.26		-5,805.21
General Journal	03/01/2018	180414	Oklahoma Tax Com...	Joshua Cann...	480.01 · Resid...	5.79		-5,799.42
General Journal	03/01/2018	180414	Oklahoma Tax Com...	Joshua Cann...	480.01 · Resid...		2.27	-5,801.69
Invoice	03/01/2018	1803K...	Navitas KY NG LLC	Out-of-state s...	1253 · Other	0.00		-5,801.69
Invoice	03/01/2018	1803T...	Navitas TN NG LLC	Out-of-state s...	1253 · Other	0.00		-5,801.69
Invoice	03/01/2018	1803L...	Fort Cobb Fuel Auth...	Out-of-state s...	1253 · Other	0.00		-5,801.69
Invoice	03/01/2018	1803...	Navitas OK3, LLC	Out-of-state s...	1253 · Other	0.00		-5,801.69
Invoice	03/01/2018	1803...	Navitas Winstar	Out-of-state s...	1253 · Other	0.00		-5,801.69
Invoice	03/01/2018	1803T...	Navitas Utility Texas...	Out-of-state s...	1253 · Other	0.00		-5,801.69
General Journal	03/01/2018	18052...	Oklahoma Tax Com...	Craig Kenned...	480.01 · Resid...		10.32	-5,812.01
Check	03/20/2018	ACH	Oklahoma Tax Com...	March 2018 S...	1107 · Checkin...	6,095.40		283.39
Check	03/20/2018	ACH	Oklahoma Tax Com...	February 201...	1107 · Checkin...	12,537.06		12,820.45
Check	03/20/2018	ACH	Oklahoma Tax Com...	February 201...	1107 · Checkin...		9,496.41	3,324.04
General Journal	03/31/2018	180401	Oklahoma Tax Com...	4/1/18 billing	480.01 · Resid...		5,998.29	-2,674.25
General Journal	03/31/2018	180401	Oklahoma Tax Com...	Mar 3/2 -3/31 ...	481.11 · Com...		9.88	-2,684.13
Invoice	04/01/2018	1804K...	Navitas KY NG LLC	Out-of-state s...	1253 · Other	0.00		-2,684.13
Invoice	04/01/2018	1804T...	Navitas TN NG LLC	Out-of-state s...	1253 · Other	0.00		-2,684.13
Invoice	04/01/2018	1804L...	Fort Cobb Fuel Auth...	Out-of-state s...	1253 · Other	0.00		-2,684.13
Invoice	04/01/2018	1804...	Navitas OK3, LLC	Out-of-state s...	1253 · Other	0.00		-2,684.13
Invoice	04/01/2018	1804...	Navitas Winstar	Out-of-state s...	1253 · Other	0.00		-2,684.13
Invoice	04/01/2018	1804T...	Navitas Utility Texas...	Out-of-state s...	1253 · Other	0.00		-2,684.13
Check	04/20/2018	ACH	Oklahoma Tax Com...	April 2018 Sal...	1107 · Checkin...	4,814.70		2,130.57
Check	04/20/2018	ACH	Oklahoma Tax Com...	March 2017 S...	1107 · Checkin...	9,431.65		11,562.22
Check	04/20/2018	ACH	Oklahoma Tax Com...	March 2017 E...	1107 · Checkin...		6,095.40	5,466.82
General Journal	04/30/2018	180501	Oklahoma Tax Com...	5/1/18 billing	480.01 · Resid...		5,317.98	148.84
General Journal	04/30/2018	180501	Oklahoma Tax Com...	Apr 4/2 -4/30 ...	481.11 · Com...		2.92	145.92
Invoice	05/01/2018	1805...	Navitas Winstar	Out-of-state s...	1253 · Other	0.00		145.92
Invoice	05/01/2018	1805T...	Navitas Utility Texas...	Out-of-state s...	1253 · Other	0.00		145.92
Invoice	05/01/2018	1805K...	Navitas KY NG LLC	Out-of-state s...	1253 · Other	0.00		145.92
Invoice	05/01/2018	1805T...	Navitas TN NG LLC	Out-of-state s...	1253 · Other	0.00		145.92
Invoice	05/01/2018	1805L...	Fort Cobb Fuel Auth...	Out-of-state s...	1253 · Other	0.00		145.92
Invoice	05/01/2018	1805...	Navitas OK3, LLC	Out-of-state s...	1253 · Other	0.00		145.92
Check	05/21/2018	ACH	Oklahoma Tax Com...	April 2018 Sal...	1107 · Checkin...	7,507.60		7,653.52
Check	05/21/2018	ACH	Oklahoma Tax Com...	April 2018 Sal...	1107 · Checkin...	3,149.75		10,803.27

Fort Cobb Fuel Authority
General Ledger
As of December 31, 2018

Type	Date	Num	Name	Memo	Split	Debit	Credit	Balance
General Journal	05/31/2018	180531	Oklahoma Tax Com...	RESIDENTIA...	480.01 · Resid...		416.80	10,386.47
General Journal	05/31/2018	180531	Oklahoma Tax Com...	RESIDENTIA...	480.01 · Resid...		467.01	9,919.46
General Journal	05/31/2018	180531	Oklahoma Tax Com...	COMMERCIA...	480.01 · Resid...		369.49	9,549.97
General Journal	05/31/2018	180531	Oklahoma Tax Com...	COMMERCIA...	480.01 · Resid...		114.28	9,435.69
General Journal	05/31/2018	180531	Oklahoma Tax Com...	COMMERCIA...	480.01 · Resid...		245.99	9,189.70
General Journal	05/31/2018	180531	Oklahoma Tax Com...	INDUSTRIAL ...	480.01 · Resid...		1,028.58	8,161.12
General Journal	05/31/2018	180531	Oklahoma Tax Com...	INDUSTRIAL ...	480.01 · Resid...		302.11	7,859.01
General Journal	05/31/2018	180531	Oklahoma Tax Com...	INDUSTRIAL ...	480.01 · Resid...		76.67	7,782.34
General Journal	05/31/2018	180531	Oklahoma Tax Com...	AGRICULTU...	480.01 · Resid...		38.09	7,744.25
General Journal	05/31/2018	180531	Oklahoma Tax Com...	AGRICULTU...	480.01 · Resid...		5.92	7,738.33
General Journal	05/31/2018	180531	Oklahoma Tax Com...	AGRICULTU...	480.01 · Resid...		33.86	7,704.47
General Journal	05/31/2018	18053...	Oklahoma Tax Com...	RESIDENTIA...	480.01 · Resid...	0.00		7,704.47
General Journal	05/31/2018	18053...	Oklahoma Tax Com...	RESIDENTIA...	480.01 · Resid...	0.00		7,704.47
General Journal	05/31/2018	18053...	Oklahoma Tax Com...	COMMERCIA...	480.01 · Resid...	19.05		7,723.52
General Journal	05/31/2018	18053...	Oklahoma Tax Com...	COMMERCIA...	480.01 · Resid...	5.19		7,728.71
General Journal	05/31/2018	18053...	Oklahoma Tax Com...	COMMERCIA...	480.01 · Resid...	14.05		7,742.76
General Journal	05/31/2018	18053...	Oklahoma Tax Com...	INDUSTRIAL ...	480.01 · Resid...	0.00		7,742.76
General Journal	05/31/2018	18053...	Oklahoma Tax Com...	INDUSTRIAL ...	480.01 · Resid...	0.00		7,742.76
General Journal	05/31/2018	18053...	Oklahoma Tax Com...	INDUSTRIAL ...	480.01 · Resid...	0.00		7,742.76
General Journal	05/31/2018	18053...	Oklahoma Tax Com...	AGRICULTU...	480.01 · Resid...	0.00		7,742.76
General Journal	05/31/2018	18053...	Oklahoma Tax Com...	AGRICULTU...	480.01 · Resid...	0.00		7,742.76
General Journal	05/31/2018	18053...	Oklahoma Tax Com...	AGRICULTU...	480.01 · Resid...	0.00		7,742.76
Invoice	06/01/2018	1806...	Navitas Winstar	Out-of-state s...	1253 · Other	0.00		7,742.76
Invoice	06/01/2018	1806T...	Navitas Utility Texas...	Out-of-state s...	1253 · Other	0.00		7,742.76
Invoice	06/01/2018	1806K...	Navitas KY NG LLC	Out-of-state s...	1253 · Other	0.00		7,742.76
Invoice	06/01/2018	1806T...	Navitas TN NG LLC	Out-of-state s...	1253 · Other	0.00		7,742.76
Invoice	06/01/2018	1806L...	Fort Cobb Fuel Auth...	Out-of-state s...	1253 · Other	0.00		7,742.76
Invoice	06/01/2018	1806...	Navitas OK3, LLC	Out-of-state s...	1253 · Other	0.00		7,742.76
Check	06/22/2018	ACH	Oklahoma Tax Com...	May 2018 Sal...	1107 · Checkin...	2,643.78		10,386.54
Check	06/22/2018	ACH	Oklahoma Tax Com...	May 2018 Sal...	1107 · Checkin...	5,776.21		16,162.75
General Journal	06/30/2018	18063...	Oklahoma Tax Com...	RESIDENTIA...	480.01 · Resid...		324.99	15,837.76
General Journal	06/30/2018	18063...	Oklahoma Tax Com...	RESIDENTIA...	480.01 · Resid...		359.94	15,477.82
General Journal	06/30/2018	18063...	Oklahoma Tax Com...	COMMERCIA...	480.01 · Resid...		328.36	15,149.46
General Journal	06/30/2018	18063...	Oklahoma Tax Com...	COMMERCIA...	480.01 · Resid...		101.29	15,048.17
General Journal	06/30/2018	18063...	Oklahoma Tax Com...	COMMERCIA...	480.01 · Resid...		217.17	14,831.00
General Journal	06/30/2018	18063...	Oklahoma Tax Com...	INDUSTRIAL ...	480.01 · Resid...		391.90	14,439.10
General Journal	06/30/2018	18063...	Oklahoma Tax Com...	INDUSTRIAL ...	480.01 · Resid...		89.68	14,349.42
General Journal	06/30/2018	18063...	Oklahoma Tax Com...	INDUSTRIAL ...	480.01 · Resid...		107.68	14,241.74
General Journal	06/30/2018	18063...	Oklahoma Tax Com...	AGRICULTU...	480.01 · Resid...		38.84	14,202.90
General Journal	06/30/2018	18063...	Oklahoma Tax Com...	AGRICULTU...	480.01 · Resid...		6.04	14,196.86
General Journal	06/30/2018	18063...	Oklahoma Tax Com...	AGRICULTU...	480.01 · Resid...		34.52	14,162.34
General Journal	06/30/2018	18063...	Oklahoma Tax Com...	6/2/18-6/30/1...	480.01 · Resid...		0.29	14,162.05
Invoice	07/01/2018	1807T...	Navitas Utility Texas...	Out-of-state s...	1253 · Other	0.00		14,162.05
Invoice	07/01/2018	1807...	Navitas Winstar	Out-of-state s...	1253 · Other	0.00		14,162.05
Invoice	07/01/2018	1807K...	Navitas KY NG LLC	Out-of-state s...	1253 · Other	0.00		14,162.05
Invoice	07/01/2018	1807T...	Navitas TN NG LLC	Out-of-state s...	1253 · Other	0.00		14,162.05
General Journal	07/19/2018	18080...	Oklahoma Tax Com...	Lime Rock Re...	481.21 · Indust...	250.33		14,412.38
Check	07/24/2018	ACH	Oklahoma Tax Com...	June 2018 Sa...	1107 · Checkin...	2,481.61		16,893.99
Check	07/24/2018	ACH	Oklahoma Tax Com...	June 2018 Sa...	1107 · Checkin...	2,527.24		19,421.23

Fort Cobb Fuel Authority
General Ledger
As of December 31, 2018

Type	Date	Num	Name	Memo	Split	Debit	Credit	Balance
General Journal	07/31/2018	18080...	Oklahoma Tax Com...	7/2/18-7/31/1...	480.01 · Resid...		1.46	19,419.77
General Journal	07/31/2018	18080...	Oklahoma Tax Com...	7/2/18-7/31/1...	480.01 · Resid...		250.33	19,169.44
General Journal	07/31/2018	18080...	Oklahoma Tax Com...	RESIDENTIA...	480.01 · Resid...		295.21	18,874.23
General Journal	07/31/2018	18080...	Oklahoma Tax Com...	RESIDENTIA...	480.01 · Resid...		321.05	18,553.18
General Journal	07/31/2018	18080...	Oklahoma Tax Com...	COMMERCIA...	480.01 · Resid...		269.10	18,284.08
General Journal	07/31/2018	18080...	Oklahoma Tax Com...	COMMERCIA...	480.01 · Resid...		83.18	18,200.90
General Journal	07/31/2018	18080...	Oklahoma Tax Com...	COMMERCIA...	480.01 · Resid...		178.50	18,022.40
General Journal	07/31/2018	18080...	Oklahoma Tax Com...	INDUSTRIAL ...	480.01 · Resid...		361.68	17,660.72
General Journal	07/31/2018	18080...	Oklahoma Tax Com...	INDUSTRIAL ...	480.01 · Resid...		79.91	17,580.81
General Journal	07/31/2018	18080...	Oklahoma Tax Com...	INDUSTRIAL ...	480.01 · Resid...		88.69	17,492.12
General Journal	07/31/2018	18080...	Oklahoma Tax Com...	AGRICULTU...	480.01 · Resid...		33.78	17,458.34
General Journal	07/31/2018	18080...	Oklahoma Tax Com...	AGRICULTU...	480.01 · Resid...		5.25	17,453.09
General Journal	07/31/2018	18080...	Oklahoma Tax Com...	AGRICULTU...	480.01 · Resid...		30.02	17,423.07
Invoice	08/01/2018	1808T...	Navitas Utility Texas...	Out-of-state s...	1253 · Other	0.00		17,423.07
Invoice	08/01/2018	1808...	Navitas Winstar	Out-of-state s...	1253 · Other	0.00		17,423.07
Invoice	08/01/2018	1808K...	Navitas KY NG LLC	Out-of-state s...	1253 · Other	0.00		17,423.07
Invoice	08/01/2018	1808T...	Navitas TN NG LLC	Out-of-state s...	1253 · Other	0.00		17,423.07
General Journal	08/08/2018	18080...	Oklahoma Tax Com...	Ronnie Garris...	480.01 · Resid...	8.69		17,431.76
Check	08/21/2018	ACH	Oklahoma Tax Com...	July 2018 Sal...	1107 · Checkin...	1,511.13		18,942.89
Check	08/21/2018	ACH	Oklahoma Tax Com...	July 2018 Sal...	1107 · Checkin...	2,155.74		21,098.63
General Journal	08/31/2018	18090...	Oklahoma Tax Com...	8/2/18-8/31/1...	480.01 · Resid...		1.65	21,096.98
General Journal	08/31/2018	18090...	Oklahoma Tax Com...	RESIDENTIA...	480.01 · Resid...		307.88	20,789.10
General Journal	08/31/2018	18090...	Oklahoma Tax Com...	RESIDENTIA...	480.01 · Resid...		334.75	20,454.35
General Journal	08/31/2018	18090...	Oklahoma Tax Com...	COMMERCIA...	480.01 · Resid...		297.00	20,157.35
General Journal	08/31/2018	18090...	Oklahoma Tax Com...	COMMERCIA...	480.01 · Resid...		92.20	20,065.15
General Journal	08/31/2018	18090...	Oklahoma Tax Com...	COMMERCIA...	480.01 · Resid...		204.49	19,860.66
General Journal	08/31/2018	18090...	Oklahoma Tax Com...	INDUSTRIAL ...	480.01 · Resid...		328.11	19,532.55
General Journal	08/31/2018	18090...	Oklahoma Tax Com...	INDUSTRIAL ...	480.01 · Resid...		68.49	19,464.06
General Journal	08/31/2018	18090...	Oklahoma Tax Com...	INDUSTRIAL ...	480.01 · Resid...		65.43	19,398.63
General Journal	08/31/2018	18090...	Oklahoma Tax Com...	AGRICULTU...	480.01 · Resid...		38.44	19,360.19
General Journal	08/31/2018	18090...	Oklahoma Tax Com...	AGRICULTU...	480.01 · Resid...		5.98	19,354.21
General Journal	08/31/2018	18090...	Oklahoma Tax Com...	AGRICULTU...	480.01 · Resid...		34.17	19,320.04
Invoice	09/01/2018	1809T...	Navitas Utility Texas...	Out-of-state s...	1253 · Other	0.00		19,320.04
Invoice	09/01/2018	1809...	Navitas Winstar	Out-of-state s...	1253 · Other	0.00		19,320.04
Invoice	09/01/2018	1809K...	Navitas KY NG LLC	Out-of-state s...	1253 · Other	0.00		19,320.04
Invoice	09/01/2018	1809T...	Navitas TN NG LLC	Out-of-state s...	1253 · Other	0.00		19,320.04
Check	09/20/2018	ACH	Oklahoma Tax Com...	Sales Tax Est...	1107 · Checkin...	1,868.78		21,188.82
Check	09/20/2018	ACH	Oklahoma Tax Com...	Sales Tax Est...	1107 · Checkin...	2,223.04		23,411.86
General Journal	09/30/2018	18100...	Oklahoma Tax Com...	RESIDENTIA...	480.01 · Resid...		298.05	23,113.81
General Journal	09/30/2018	18100...	Oklahoma Tax Com...	RESIDENTIA...	480.01 · Resid...		353.86	22,759.95
General Journal	09/30/2018	18100...	Oklahoma Tax Com...	COMMERCIA...	480.01 · Resid...		258.61	22,501.34
General Journal	09/30/2018	18100...	Oklahoma Tax Com...	COMMERCIA...	480.01 · Resid...		78.14	22,423.20
General Journal	09/30/2018	18100...	Oklahoma Tax Com...	COMMERCIA...	480.01 · Resid...		188.13	22,235.07
General Journal	09/30/2018	18100...	Oklahoma Tax Com...	INDUSTRIAL ...	480.01 · Resid...		371.98	21,863.09
General Journal	09/30/2018	18100...	Oklahoma Tax Com...	INDUSTRIAL ...	480.01 · Resid...		82.57	21,780.52
General Journal	09/30/2018	18100...	Oklahoma Tax Com...	INDUSTRIAL ...	480.01 · Resid...		92.69	21,687.83
General Journal	09/30/2018	18100...	Oklahoma Tax Com...	AGRICULTU...	480.01 · Resid...		42.67	21,645.16
General Journal	09/30/2018	18100...	Oklahoma Tax Com...	AGRICULTU...	480.01 · Resid...		6.64	21,638.52
General Journal	09/30/2018	18100...	Oklahoma Tax Com...	AGRICULTU...	480.01 · Resid...		37.93	21,600.59

Fort Cobb Fuel Authority
General Ledger
As of December 31, 2018

Type	Date	Num	Name	Memo	Split	Debit	Credit	Balance
General Journal	09/30/2018	18100...	Oklahoma Tax Com...	9/2/18-9/30/1...	480.01 · Resid...		0.16	21,600.43
Invoice	10/01/2018	1810T...	Navitas Utility Texas...	Out-of-state s...	1253 · Other	0.00		21,600.43
Invoice	10/01/2018	1810...	Navitas Winstar	Out-of-state s...	1253 · Other	0.00		21,600.43
Invoice	10/01/2018	1810K...	Navitas KY NG LLC	Out-of-state s...	1253 · Other	0.00		21,600.43
Invoice	10/01/2018	1810T...	Navitas TN NG LLC	Out-of-state s...	1253 · Other	0.00		21,600.43
Check	10/24/2018	ACH	Oklahoma Tax Com...	Sales Tax Est...	1107 · Checkin...	1,970.61		23,571.04
Check	10/24/2018	ACH	Oklahoma Tax Com...	Sales Tax Est...	1107 · Checkin...	2,360.26		25,931.30
General Journal	10/31/2018	18110...	Oklahoma Tax Com...	RESIDENTIA...	480.01 · Resid...		541.77	25,389.53
General Journal	10/31/2018	18110...	Oklahoma Tax Com...	RESIDENTIA...	480.01 · Resid...		565.29	24,824.24
General Journal	10/31/2018	18110...	Oklahoma Tax Com...	COMMERCIA...	480.01 · Resid...		366.77	24,457.47
General Journal	10/31/2018	18110...	Oklahoma Tax Com...	COMMERCIA...	480.01 · Resid...		112.79	24,344.68
General Journal	10/31/2018	18110...	Oklahoma Tax Com...	COMMERCIA...	480.01 · Resid...		237.54	24,107.14
General Journal	10/31/2018	18110...	Oklahoma Tax Com...	INDUSTRIAL ...	480.01 · Resid...		680.19	23,426.95
General Journal	10/31/2018	18110...	Oklahoma Tax Com...	INDUSTRIAL ...	480.01 · Resid...		185.66	23,241.29
General Journal	10/31/2018	18110...	Oklahoma Tax Com...	INDUSTRIAL ...	480.01 · Resid...		115.80	23,125.49
General Journal	10/31/2018	18110...	Oklahoma Tax Com...	AGRICULTU...	480.01 · Resid...		39.85	23,085.64
General Journal	10/31/2018	18110...	Oklahoma Tax Com...	AGRICULTU...	480.01 · Resid...		6.20	23,079.44
General Journal	10/31/2018	18110...	Oklahoma Tax Com...	AGRICULTU...	480.01 · Resid...		35.42	23,044.02
General Journal	10/31/2018	181103	Oklahoma Tax Com...	10/2/18-10/31...	480.01 · Resid...		1.47	23,042.55
Invoice	11/01/2018	1811T...	Navitas Utility Texas...	Out-of-state s...	1253 · Other	0.00		23,042.55
Invoice	11/01/2018	1811...	Navitas Winstar	Out-of-state s...	1253 · Other	0.00		23,042.55
Invoice	11/01/2018	1811K...	Navitas KY NG LLC	Out-of-state s...	1253 · Other	0.00		23,042.55
Invoice	11/01/2018	1811T...	Navitas TN NG LLC	Out-of-state s...	1253 · Other	0.00		23,042.55
Check	11/23/2018	ACH	Oklahoma Tax Com...	Sales Tax Est...	1107 · Checkin...	1,612.76		24,655.31
Check	11/23/2018	ACH	Oklahoma Tax Com...	Sales Tax Est...	1107 · Checkin...	2,929.77		27,585.08
General Journal	11/30/2018	18120...	Oklahoma Tax Com...	RESIDENTIA...	480.01 · Resid...		1,655.69	25,929.39
General Journal	11/30/2018	18120...	Oklahoma Tax Com...	RESIDENTIA...	480.01 · Resid...		1,810.73	24,118.66
General Journal	11/30/2018	18120...	Oklahoma Tax Com...	COMMERCIA...	480.01 · Resid...		839.15	23,279.51
General Journal	11/30/2018	18120...	Oklahoma Tax Com...	COMMERCIA...	480.01 · Resid...		251.46	23,028.05
General Journal	11/30/2018	18120...	Oklahoma Tax Com...	COMMERCIA...	480.01 · Resid...		519.83	22,508.22
General Journal	11/30/2018	18120...	Oklahoma Tax Com...	INDUSTRIAL ...	480.01 · Resid...		1,398.35	21,109.87
General Journal	11/30/2018	18120...	Oklahoma Tax Com...	INDUSTRIAL ...	480.01 · Resid...		424.20	20,685.67
General Journal	11/30/2018	18120...	Oklahoma Tax Com...	INDUSTRIAL ...	480.01 · Resid...		176.65	20,509.02
General Journal	11/30/2018	18120...	Oklahoma Tax Com...	AGRICULTU...	480.01 · Resid...		50.82	20,458.20
General Journal	11/30/2018	18120...	Oklahoma Tax Com...	AGRICULTU...	480.01 · Resid...		7.90	20,450.30
General Journal	11/30/2018	18120...	Oklahoma Tax Com...	AGRICULTU...	480.01 · Resid...		45.17	20,405.13
General Journal	11/30/2018	18120...	Oklahoma Tax Com...	11/2/18-11/30...	480.01 · Resid...		2.84	20,402.29
Invoice	12/01/2018	1812T...	Navitas Utility Texas...	Out-of-state s...	1253 · Other	0.00		20,402.29
Invoice	12/01/2018	1812...	Navitas Winstar	Out-of-state s...	1253 · Other	0.00		20,402.29
Invoice	12/01/2018	1812K...	Navitas KY NG LLC	Out-of-state s...	1253 · Other	0.00		20,402.29
Invoice	12/01/2018	1812T...	Navitas TN NG LLC	Out-of-state s...	1253 · Other	0.00		20,402.29
Bill	12/03/2018	L1546...	Oklahoma Tax Com...		2233 · Other	20.00		20,422.29
Check	12/26/2018	ACH	Oklahoma Tax Com...	Sales Tax Est...	1107 · Checkin...	3,992.66		24,414.95
Check	12/26/2018	ACH	Oklahoma Tax Com...	Sales Tax Est...	1107 · Checkin...	4,524.72		28,939.67
General Journal	12/31/2018	19010...	Oklahoma Tax Com...	RESIDENTIA...	480.01 · Resid...		1,638.29	27,301.38
General Journal	12/31/2018	19010...	Oklahoma Tax Com...	RESIDENTIA...	480.01 · Resid...		1,679.12	25,622.26
General Journal	12/31/2018	19010...	Oklahoma Tax Com...	COMMERCIA...	480.01 · Resid...		891.43	24,730.83
General Journal	12/31/2018	19010...	Oklahoma Tax Com...	COMMERCIA...	480.01 · Resid...		264.29	24,466.54
General Journal	12/31/2018	19010...	Oklahoma Tax Com...	COMMERCIA...	480.01 · Resid...		560.28	23,906.26

Fort Cobb Fuel Authority
General Ledger
As of December 31, 2018

Type	Date	Num	Name	Memo	Split	Debit	Credit	Balance
General Journal	12/31/2018	19010...	Oklahoma Tax Com...	INDUSTRIAL ...	480.01 · Resid...		2,067.63	21,838.63
General Journal	12/31/2018	19010...	Oklahoma Tax Com...	INDUSTRIAL ...	480.01 · Resid...		648.11	21,190.52
General Journal	12/31/2018	19010...	Oklahoma Tax Com...	INDUSTRIAL ...	480.01 · Resid...		208.73	20,981.79
General Journal	12/31/2018	19010...	Oklahoma Tax Com...	AGRICULTU...	480.01 · Resid...		40.29	20,941.50
General Journal	12/31/2018	19010...	Oklahoma Tax Com...	AGRICULTU...	480.01 · Resid...		6.27	20,935.23
General Journal	12/31/2018	19010...	Oklahoma Tax Com...	AGRICULTU...	480.01 · Resid...		35.81	20,899.42
General Journal	12/31/2018	19010...	Oklahoma Tax Com...	12/2/18-12/31...	480.01 · Resid...		1.57	20,897.85
Total 2403 · Sales Tax Payable						112,810.58	90,683.06	20,897.85
2404 · Customer Refunds Payable								-1,924.69
Total 2404 · Customer Refunds Payable								-1,924.69
2405 · Franchise Tax Pay-Binger								-253.64
General Journal	01/31/2018	180201			480.01 · Resid...		754.12	-1,007.76
General Journal	02/01/2018	180208		Shirley Meeks...	480.01 · Resid...	10.19		-997.57
General Journal	02/01/2018	180208		Shirley Meeks...	480.01 · Resid...		5.90	-1,003.47
General Journal	02/28/2018	180301		3/1/18 billing	480.01 · Resid...		519.59	-1,523.06
General Journal	03/31/2018	180401		4/1/18 billing	480.01 · Resid...		368.49	-1,891.55
Bill	03/31/2018	Q1 2018	Town of Binger	1st Qtr 2018 ...	2203 · Taxes	1,547.59		-343.96
General Journal	04/30/2018	180501		5/1/18 billing	480.01 · Resid...		313.49	-657.45
General Journal	05/31/2018	18053...			-SPLIT-		149.63	-807.08
Bill	06/30/2018	Q2 2018	Town of Binger	Q2 2018 Fra...	2203 · Taxes	861.47		54.39
Bill	09/30/2018	Q3 2018	Town of Binger	Q3 2018 Fra...	2203 · Taxes	400.62		455.01
Bill	12/31/2018	Q4 2018	Town of Binger	Q4 2018 Fra...	2203 · Taxes	582.88		1,037.89
Total 2405 · Franchise Tax Pay-Binger						3,402.75	2,111.22	1,037.89
2406 · Franchise Tax Pay-Gracemont								-779.22
General Journal	01/31/2018	180201			480.01 · Resid...		432.96	-1,212.18
General Journal	02/01/2018	180405		A.E. Sanner-...	480.01 · Resid...	1.71		-1,210.47
General Journal	02/28/2018	180301		3/1/18 billing	480.01 · Resid...		330.48	-1,540.95
General Journal	03/31/2018	180401		4/1/18 billing	480.01 · Resid...		205.09	-1,746.04
General Journal	03/31/2018	180401		Mar 3/2 -3/31 ...	481.11 · Com...		1.12	-1,747.16
Bill	03/31/2018	Q1 2018	Town of Gracemont	1st Qtr 2018 ...	2203 · Taxes	890.51		-856.65
General Journal	04/30/2018	180501		5/1/18 billing	480.01 · Resid...		158.53	-1,015.18
General Journal	04/30/2018	180501		Apr 4/2 -4/30 ...	481.11 · Com...		1.11	-1,016.29
General Journal	05/31/2018	18053...			2405 · Franchi...		61.01	-1,077.30
General Journal	06/30/2018	18063...		6/2/18-6/30/1...	480.01 · Resid...	0.00		-1,077.30
Bill	06/30/2018	Q2 2018	Town of Gracemont	Q2 2018 Fra...	2203 · Taxes	497.80		-579.50
General Journal	08/31/2018	18090...		8/2/18-8/31/1...	480.01 · Resid...		0.53	-580.03
Bill	09/30/2018	Q3 2018	Town of Gracemont	Q3 2018 Fra...	2203 · Taxes	166.93		-413.10
General Journal	10/31/2018	181103		10/2/18-10/31...	480.01 · Resid...		0.11	-413.21
General Journal	11/30/2018	18120...		11/2/18-11/30...	480.01 · Resid...		1.02	-414.23
General Journal	12/31/2018	19010...		12/2/18-12/31...	480.01 · Resid...		0.80	-415.03
Bill	12/31/2018	Q4 2018	Town of Gracemont	Q4 2018 Fra...	2203 · Taxes	295.05		-119.98
Total 2406 · Franchise Tax Pay-Gracemont						1,852.00	1,192.76	-119.98

Fort Cobb Fuel Authority
General Ledger
As of December 31, 2018

Type	Date	Num	Name	Memo	Split	Debit	Credit	Balance
2407 · Franchise Tax Pay-Eakly								-2,131.08
General Journal	01/31/2018	180201			480.01 · Resid...		457.08	-2,588.16
General Journal	02/28/2018	180301		3/1/18 billing	480.01 · Resid...		308.31	-2,896.47
General Journal	03/31/2018	180401		4/1/18 billing	480.01 · Resid...		205.76	-3,102.23
General Journal	03/31/2018	180401		Mar 3/2 -3/31 ...	481.11 · Com...		3.57	-3,105.80
Bill	03/31/2018	Q1 2018	Town of Eakly	1st Qtr 2018 ...	2203 · Taxes	745.44		-2,360.36
General Journal	04/30/2018	180501		5/1/18 billing	480.01 · Resid...		147.94	-2,508.30
General Journal	05/31/2018	18053...			2405 · Franchi...		51.75	-2,560.05
General Journal	06/30/2018	18063...		6/2/18-6/30/1...	480.01 · Resid...	0.00		-2,560.05
Bill	06/30/2018	Q2 2018	Town of Eakly	Q2 2018 Fra...	2203 · Taxes	413.03		-2,147.02
General Journal	07/31/2018	18080...		7/2/18-7/31/1...	480.01 · Resid...		0.71	-2,147.73
Bill	09/30/2018	Q3 2018	Town of Eakly	Q3 2018 Fra...	2203 · Taxes	121.13		-2,026.60
Bill	12/31/2018	Q4 2018	Town of Eakly	Q4 2018 Fra...	2203 · Taxes	222.97		-1,803.63
Total 2407 · Franchise Tax Pay-Eakly						1,502.57	1,175.12	-1,803.63
2408 · Franchise Tax Pay-Colony								-233.31
General Journal	01/31/2018	180201			480.01 · Resid...		104.69	-338.00
General Journal	02/28/2018	180301		3/1/18 billing	480.01 · Resid...		69.95	-407.95
General Journal	03/31/2018	180401		4/1/18 billing	480.01 · Resid...		47.15	-455.10
Bill	03/31/2018	Q1 2018	Town of Colony	1st Qtr 2018 ...	2203 · Taxes	213.67		-241.43
General Journal	04/30/2018	180501		5/1/18 billing	480.01 · Resid...		36.55	-277.98
General Journal	05/31/2018	18053...			2405 · Franchi...		10.23	-288.21
Bill	06/30/2018	Q2 2018	Town of Colony	Q2 2018 Fra...	2203 · Taxes	81.04		-207.17
Bill	09/30/2018	Q3 2018	Town of Colony	Q3 2018 Fra...	2203 · Taxes	49.04		-158.13
General Journal	10/31/2018	181103		10/2/18-10/31...	480.01 · Resid...		0.96	-159.09
Bill	12/31/2018	Q4 2018	Town of Colony	Q4 2018 Fra...	2203 · Taxes	74.67		-84.42
Total 2408 · Franchise Tax Pay-Colony						418.42	269.53	-84.42
2409 · Franchise Tax Pay-Lookeba								-261.73
General Journal	01/31/2018	180201			480.01 · Resid...		119.79	-381.52
General Journal	02/28/2018	180301		3/1/18 billing	480.01 · Resid...		80.49	-462.01
General Journal	03/31/2018	180401		4/1/18 billing	480.01 · Resid...		56.93	-518.94
Bill	03/31/2018	Q1 2018	Town of Lookeba	1st Qtr 2018 ...	2203 · Taxes	233.57		-285.37
General Journal	04/30/2018	180501		5/1/18 billing	480.01 · Resid...		54.62	-339.99
General Journal	05/31/2018	18053...			2405 · Franchi...		32.02	-372.01
Bill	06/30/2018	Q2 2018	Town of Lookeba	Q2 2018 Fra...	2203 · Taxes	180.85		-191.16
Bill	09/30/2018	Q3 2018	Town of Lookeba	Q3 2018 Fra...	2203 · Taxes	60.82		-130.34
Bill	12/31/2018	Q4 2018	Town of Lookeba	Q4 2018 Fra...	2203 · Taxes	69.62		-60.72
Total 2409 · Franchise Tax Pay-Lookeba						544.86	343.85	-60.72

Fort Cobb Fuel Authority
General Ledger
As of December 31, 2018

Type	Date	Num	Name	Memo	Split	Debit	Credit	Balance
2410 · Franchise Tax Pay-Bridgeport								-104.47
General Journal	01/31/2018	180201			480.01 · Resid...		70.16	-174.63
General Journal	02/28/2018	180301		3/1/18 billing	480.01 · Resid...		51.93	-226.56
General Journal	03/31/2018	180401		4/1/18 billing	480.01 · Resid...		32.92	-259.48
Bill	03/31/2018	Q1 2018	Town of Bridgeport	1st Qtr 2018 ...	2203 · Taxes	143.85		-115.63
General Journal	04/30/2018	180501		5/1/18 billing	480.01 · Resid...		25.49	-141.12
General Journal	05/31/2018	18053...			2405 · Franchi...		7.12	-148.24
Bill	06/30/2018	Q2 2018	Town of Bridgeport	Q2 2018 Fra...	2203 · Taxes	78.94		-69.30
Bill	09/30/2018	Q3 2018	Town of Bridgeport	Q3 2018 Fra...	2203 · Taxes	14.01		-55.29
Bill	12/31/2018	Q4 2018	Town of Bridgeport	Q4 2018 Fra...	2203 · Taxes	45.26		-10.03
Total 2410 · Franchise Tax Pay-Bridgeport						282.06	187.62	-10.03
2411 · Franchise Tax Pay-Velma								573.36
General Journal	01/31/2018	180201			480.01 · Resid...		1,475.95	-902.59
General Journal	01/31/2018	180102		Jan final bills	480.01 · Resid...		2.28	-904.87
General Journal	02/28/2018	180301		3/1/18 billing	480.01 · Resid...		1,018.74	-1,923.61
General Journal	03/01/2018	180414	Town of Velma	Joshua Cann...	480.01 · Resid...	4.93		-1,918.68
General Journal	03/01/2018	180414	Town of Velma	Joshua Cann...	480.01 · Resid...		1.93	-1,920.61
General Journal	03/31/2018	180401		4/1/18 billing	480.01 · Resid...		612.11	-2,532.72
Bill	03/31/2018	Q1 2018	Town of Velma	1st Qtr 2018 ...	2203 · Taxes	2,856.50		323.78
General Journal	04/30/2018	180501		5/1/18 billing	480.01 · Resid...		401.41	-77.63
General Journal	05/31/2018	18053...			2405 · Franchi...		176.66	-254.29
Bill	06/30/2018	Q2 2018	Town of Velma	Q2 2018 Fra...	2203 · Taxes	1,334.25		1,079.96
General Journal	07/31/2018	18080...		7/2/18-7/31/1...	480.01 · Resid...		0.71	1,079.25
General Journal	08/31/2018	18090...		8/2/18-8/31/1...	480.01 · Resid...		0.57	1,078.68
Bill	09/30/2018	Q3 2018	Town of Velma	Q3 2018 Fra...	2203 · Taxes	469.03		1,547.71
Bill	12/31/2018	Q4 2018	Town of Velma	Q4 2018 Fra...	2203 · Taxes	861.63		2,409.34
Total 2411 · Franchise Tax Pay-Velma						5,526.34	3,690.36	2,409.34
2412 · Franchise Tax Clearing Account								0.00
General Journal	05/31/2018	180531	Oklahoma Tax Com...	RESIDENTIA...	480.01 · Resid...		290.61	-290.61
General Journal	05/31/2018	180531	Oklahoma Tax Com...	COMMERCIA...	480.01 · Resid...		163.95	-454.56
General Journal	05/31/2018	180531	Oklahoma Tax Com...	AGRICULTU...	480.01 · Resid...		33.86	-488.42
General Journal	05/31/2018	18053...			2405 · Franchi...	488.42		0.00
General Journal	05/31/2018	18053...	Oklahoma Tax Com...	RESIDENTIA...	480.01 · Resid...	0.00		0.00
General Journal	05/31/2018	18053...	Oklahoma Tax Com...	COMMERCIA...	480.01 · Resid...	19.73		19.73
General Journal	05/31/2018	18053...	Oklahoma Tax Com...	AGRICULTU...	480.01 · Resid...	0.00		19.73
General Journal	06/30/2018	18063...	Oklahoma Tax Com...	RESIDENTIA...	480.01 · Resid...		235.11	-215.38
General Journal	06/30/2018	18063...	Oklahoma Tax Com...	COMMERCIA...	480.01 · Resid...		146.19	-361.57
General Journal	06/30/2018	18063...	Oklahoma Tax Com...	AGRICULTU...	480.01 · Resid...		34.52	-396.09
General Journal	07/31/2018	18080...		RESIDENTIA...	480.01 · Resid...		208.04	-604.13
General Journal	07/31/2018	18080...		COMMERCIA...	480.01 · Resid...		121.12	-725.25
General Journal	07/31/2018	18080...		AGRICULTU...	480.01 · Resid...		30.02	-755.27
General Journal	08/31/2018	18090...		RESIDENTIA...	480.01 · Resid...		220.68	-975.95
General Journal	08/31/2018	18090...		COMMERCIA...	480.01 · Resid...		132.76	-1,108.71
General Journal	08/31/2018	18090...		AGRICULTU...	480.01 · Resid...		34.17	-1,142.88
General Journal	09/30/2018	18100...		RESIDENTIA...	480.01 · Resid...		221.20	-1,364.08

Fort Cobb Fuel Authority
General Ledger
As of December 31, 2018

Type	Date	Num	Name	Memo	Split	Debit	Credit	Balance
General Journal	09/30/2018	18100...		COMMERCIA...	480.01 · Resid...		117.67	-1,481.75
General Journal	09/30/2018	18100...		AGRICULTU...	480.01 · Resid...		37.93	-1,519.68
General Journal	10/31/2018	18110...		RESIDENTIA...	480.01 · Resid...		390.54	-1,910.22
General Journal	10/31/2018	18110...		COMMERCIA...	480.01 · Resid...		157.24	-2,067.46
General Journal	10/31/2018	18110...		AGRICULTU...	480.01 · Resid...		35.42	-2,102.88
General Journal	11/30/2018	18120...	Oklahoma Tax Com...	RESIDENTIA...	480.01 · Resid...		1,191.07	-3,293.95
General Journal	11/30/2018	18120...		COMMERCIA...	480.01 · Resid...		397.14	-3,691.09
General Journal	11/30/2018	18120...		AGRICULTU...	480.01 · Resid...		45.17	-3,736.26
General Journal	12/31/2018	19010...		RESIDENTIA...	480.01 · Resid...		1,170.32	-4,906.58
General Journal	12/31/2018	19010...		COMMERCIA...	480.01 · Resid...		465.60	-5,372.18
General Journal	12/31/2018	19010...		AGRICULTU...	480.01 · Resid...		35.81	-5,407.99
Total 2412 · Franchise Tax Clearing Account						508.15	5,916.14	-5,407.99
2413 · Customer Deposits								-47,620.00
Deposit	01/02/2018		Fort Cobb Fuel Auth...	1 Billy Cope	1107 · Checkin...		150.00	-47,770.00
Deposit	01/03/2018		Fort Cobb Fuel Auth...	2 David Ander...	1107 · Checkin...		150.00	-47,920.00
Deposit	01/03/2018		Fort Cobb Fuel Auth...	2 Joe Chandler	1125 · Deposit ...		150.00	-48,070.00
Deposit	01/09/2018		Fort Cobb Fuel Auth...	6 Lavine Harjo	1126 · Deposit ...		150.00	-48,220.00
Deposit	01/11/2018		Fort Cobb Fuel Auth...	8 Jason Fletc...	1125 · Deposit ...		150.00	-48,370.00
Deposit	01/11/2018		Fort Cobb Fuel Auth...	8 Ashlie Prent...	1125 · Deposit ...		150.00	-48,520.00
Deposit	01/17/2018		Fort Cobb Fuel Auth...	12 Lester Drake	1121 · Deposit ...		150.00	-48,670.00
Deposit	01/19/2018		Fort Cobb Fuel Auth...	14 Belinda Le...	1107 · Checkin...		150.00	-48,820.00
Deposit	01/22/2018		Fort Cobb Fuel Auth...	15 Christy Sp...	1121 · Deposit ...		150.00	-48,970.00
Deposit	01/22/2018		Fort Cobb Fuel Auth...	15 Terri Bishop	1126 · Deposit ...		150.00	-49,120.00
Deposit	01/25/2018		Fort Cobb Fuel Auth...	18 Ester Curti...	1107 · Checkin...		20.00	-49,140.00
Deposit	01/29/2018		Fort Cobb Fuel Auth...	20 Britney Su...	1121 · Deposit ...		150.00	-49,290.00
General Journal	01/31/2018	180201			480.01 · Resid...	10,650.00		-38,640.00
General Journal	01/31/2018	180102		Jan final bills	480.01 · Resid...	600.00		-38,040.00
General Journal	02/01/2018	180206		Bradelyn Shof...	-SPLIT-	150.00		-37,890.00
Deposit	02/05/2018		Fort Cobb Fuel Auth...	25 Ester Curti...	1107 · Checkin...		130.00	-38,020.00
Deposit	02/06/2018		Fort Cobb Fuel Auth...	26 Steve Cab...	1107 · Checkin...		150.00	-38,170.00
General Journal	02/06/2018	180221		Carnegie Coo...	-SPLIT-		1,000.00	-39,170.00
Deposit	02/26/2018		Fort Cobb Fuel Auth...	40 Howard H...	1107 · Checkin...		150.00	-39,320.00
General Journal	02/28/2018	180301		3/1/18 billing	480.01 · Resid...	300.00		-39,020.00
General Journal	02/28/2018	180301		Feb 2/2 -2/28 ...	481.11 · Com...	150.00		-38,870.00
Deposit	03/06/2018		Fort Cobb Fuel Auth...	Bill Roddam	1107 · Checkin...		150.00	-39,020.00
Deposit	03/06/2018		Fort Cobb Fuel Auth...	Craig Kennedy	1107 · Checkin...		150.00	-39,170.00
Deposit	03/07/2018		Fort Cobb Fuel Auth...	47 Kimberly B...	1126 · Deposit ...		150.00	-39,320.00
Deposit	03/08/2018		Fort Cobb Fuel Auth...	48 Amber Eliz...	1107 · Checkin...		150.00	-39,470.00
Deposit	03/12/2018		Fort Cobb Fuel Auth...	50 Michael Wi...	1122 · Deposit ...		150.00	-39,620.00
Deposit	03/14/2018		Fort Cobb Fuel Auth...	52 Megan Ga...	1107 · Checkin...		150.00	-39,770.00
Deposit	03/20/2018		Fort Cobb Fuel Auth...	56 Chris Whit...	1121 · Deposit ...		150.00	-39,920.00
Deposit	03/20/2018		Fort Cobb Fuel Auth...	Barnes, Aaron	1107 · Checkin...		150.00	-40,070.00
Deposit	03/26/2018		Fort Cobb Fuel Auth...	60 Stephanie ...	1107 · Checkin...		150.00	-40,220.00
Deposit	03/26/2018		Fort Cobb Fuel Auth...	60 Karen Rob...	1107 · Checkin...		150.00	-40,370.00
General Journal	03/31/2018	180401		4/1/18 billing	480.01 · Resid...	450.00		-39,920.00
Deposit	04/03/2018		Fort Cobb Fuel Auth...	65 Klent Lasley	1107 · Checkin...		150.00	-40,070.00
Deposit	04/06/2018		Fort Cobb Fuel Auth...	68 Cody Catlin	1121 · Deposit ...		150.00	-40,220.00

Fort Cobb Fuel Authority
General Ledger
As of December 31, 2018

Type	Date	Num	Name	Memo	Split	Debit	Credit	Balance
Deposit	04/18/2018		Fort Cobb Fuel Auth...	76 Caralea Ki...	1107 · Checkin...		150.00	-40,370.00
Deposit	04/24/2018		Fort Cobb Fuel Auth...	80 Samantha ...	1125 · Deposit ...		150.00	-40,520.00
Deposit	04/25/2018		Fort Cobb Fuel Auth...	81 Genevieve...	1122 · Deposit ...		150.00	-40,670.00
General Journal	04/30/2018	180501		5/1/18 billing	480.01 · Resid...	550.00		-40,120.00
General Journal	04/30/2018	180501		Apr 4/2 -4/30 ...	481.11 · Com...	275.00		-39,845.00
Deposit	05/01/2018		Fort Cobb Fuel Auth...	85 Aaron Barr...	1107 · Checkin...		150.00	-39,995.00
Deposit	05/02/2018		Fort Cobb Fuel Auth...	86 Daniel Ver...	1125 · Deposit ...		150.00	-40,145.00
Deposit	05/02/2018		Fort Cobb Fuel Auth...	86 Brandilyn ...	1125 · Deposit ...		150.00	-40,295.00
Deposit	05/07/2018		Fort Cobb Fuel Auth...	89 GPM Inve...	1107 · Checkin...		450.00	-40,745.00
Deposit	05/08/2018		Fort Cobb Fuel Auth...	90 Heather C...	1122 · Deposit ...		150.00	-40,895.00
Deposit	05/09/2018		Fort Cobb Fuel Auth...	91 Celes Willi...	1125 · Deposit ...		150.00	-41,045.00
Deposit	05/22/2018		Fort Cobb Fuel Auth...	99 Herman B...	1107 · Checkin...		150.00	-41,195.00
Deposit	05/25/2018		Fort Cobb Fuel Auth...	102 Dustin Gi...	1107 · Checkin...		150.00	-41,345.00
Deposit	05/25/2018		Fort Cobb Fuel Auth...	102 Lindsey J...	1126 · Deposit ...		150.00	-41,495.00
Deposit	05/29/2018		Fort Cobb Fuel Auth...	103 Shannon ...	1107 · Checkin...		150.00	-41,645.00
General Journal	05/31/2018	180531		CUSTOMER ...	480.01 · Resid...	450.00		-41,195.00
General Journal	05/31/2018	18053...		CUSTOMER ...	480.01 · Resid...	0.00		-41,195.00
Deposit	06/08/2018		Fort Cobb Fuel Auth...	111 Walker N...	1107 · Checkin...		150.00	-41,345.00
Deposit	06/08/2018		Fort Cobb Fuel Auth...	111 Maria Ga...	1122 · Deposit ...		150.00	-41,495.00
Deposit	06/11/2018		Fort Cobb Fuel Auth...	112 Carol A S...	1107 · Checkin...		150.00	-41,645.00
Deposit	06/12/2018		Fort Cobb Fuel Auth...	113 Ethel Alb...	1107 · Checkin...		150.00	-41,795.00
Deposit	06/19/2018		Fort Cobb Fuel Auth...	118 Amanda ...	1125 · Deposit ...		150.00	-41,945.00
Deposit	06/21/2018		Fort Cobb Fuel Auth...	120 James Zi...	1107 · Checkin...		150.00	-42,095.00
Deposit	06/21/2018		Fort Cobb Fuel Auth...	120 John Hen...	1126 · Deposit ...		150.00	-42,245.00
Deposit	06/26/2018		Fort Cobb Fuel Auth...	123 Janet Lee	1121 · Deposit ...		150.00	-42,395.00
General Journal	06/30/2018	18063...		CUSTOMER ...	480.01 · Resid...	600.00		-41,795.00
General Journal	06/30/2018	18063...		6/2/18-6/30/1...	480.01 · Resid...	150.00		-41,645.00
Deposit	07/02/2018		Fort Cobb Fuel Auth...	127 A&A Tan...	1107 · Checkin...		450.00	-42,095.00
Deposit	07/03/2018		Fort Cobb Fuel Auth...	128 Ronald ...	1107 · Checkin...		150.00	-42,245.00
Deposit	07/06/2018		Fort Cobb Fuel Auth...	130 Steve Coon	1107 · Checkin...		150.00	-42,395.00
Deposit	07/11/2018		Fort Cobb Fuel Auth...	133 Brent Wells	1121 · Deposit ...		150.00	-42,545.00
Deposit	07/24/2018		Fort Cobb Fuel Auth...	141 Alexis Alv...	1122 · Deposit ...		150.00	-42,695.00
Deposit	07/24/2018		Fort Cobb Fuel Auth...	141 Bobbie C...	1122 · Deposit ...		150.00	-42,845.00
General Journal	07/31/2018	18080...		7/2/18-7/31/1...	480.01 · Resid...	900.00		-41,945.00
General Journal	07/31/2018	18080...		CUSTOMER ...	480.01 · Resid...	1,350.00		-40,595.00
Deposit	08/02/2018		Fort Cobb Fuel Auth...	148 Stephani...	1125 · Deposit ...		150.00	-40,745.00
Deposit	08/02/2018		Fort Cobb Fuel Auth...	148 Debra L ...	1125 · Deposit ...		150.00	-40,895.00
Deposit	08/08/2018		Fort Cobb Fuel Auth...	152 Fred T G...	1125 · Deposit ...		150.00	-41,045.00
Deposit	08/17/2018	8581	Fort Cobb Fuel Auth...	159 Ronnie B...	1107 · Checkin...		150.00	-41,195.00
Deposit	08/20/2018		Fort Cobb Fuel Auth...	160 Jennie G...	1107 · Checkin...		150.00	-41,345.00
Deposit	08/24/2018		Fort Cobb Fuel Auth...	164 Ashley D...	1121 · Deposit ...		150.00	-41,495.00
General Journal	08/31/2018	18090...		8/2/18-8/31/1...	480.01 · Resid...	650.00		-40,845.00
General Journal	08/31/2018	18090...		CUSTOMER ...	480.01 · Resid...	750.00		-40,095.00
Deposit	09/05/2018		Fort Cobb Fuel Auth...	171 Ramiro G...	1107 · Checkin...		150.00	-40,245.00
Deposit	09/05/2018		Fort Cobb Fuel Auth...	171 Stephen ...	1107 · Checkin...		150.00	-40,395.00
Deposit	09/05/2018		Fort Cobb Fuel Auth...	171 Crystal B...	1107 · Checkin...		150.00	-40,545.00
Deposit	09/10/2018		Fort Cobb Fuel Auth...	174 Ky Jones	1107 · Checkin...		150.00	-40,695.00
Deposit	09/11/2018		Fort Cobb Fuel Auth...	175 Treasure ...	1125 · Deposit ...		150.00	-40,845.00
Deposit	09/12/2018		Fort Cobb Fuel Auth...	175 Grayson ...	1107 · Checkin...		150.00	-40,995.00

Fort Cobb Fuel Authority
General Ledger
As of December 31, 2018

Type	Date	Num	Name	Memo	Split	Debit	Credit	Balance
Deposit	09/24/2018		Fort Cobb Fuel Auth...	182 Tucker Y...	1107 · Checkin...		150.00	-41,145.00
Deposit	09/28/2018		Fort Cobb Fuel Auth...	188 Clarence ...	1121 · Deposit ...		150.00	-41,295.00
General Journal	09/30/2018	18100...		CUSTOMER ...	480.01 · Resid...	300.00		-40,995.00
General Journal	09/30/2018	18100...		9/2/18-9/30/1...	480.01 · Resid...	450.00		-40,545.00
Deposit	10/03/2018	1044	Fort Cobb Fuel Auth...	189 Montana ...	1107 · Checkin...		150.00	-40,695.00
Deposit	10/08/2018		Fort Cobb Fuel Auth...	194 Leigha D...	1122 · Deposit ...		150.00	-40,845.00
Deposit	10/09/2018		Fort Cobb Fuel Auth...	194 Alex Hicks	1107 · Checkin...		150.00	-40,995.00
Deposit	10/11/2018		Fort Cobb Fuel Auth...	195 Heidi Ble...	1107 · Checkin...		150.00	-41,145.00
Deposit	10/11/2018		Fort Cobb Fuel Auth...	195 Caitlyn Hi...	1107 · Checkin...		150.00	-41,295.00
Deposit	10/11/2018		Fort Cobb Fuel Auth...	198 Samuel ...	1107 · Checkin...		150.00	-41,445.00
Deposit	10/15/2018	629	Fort Cobb Fuel Auth...	199 Gina Mag...	1107 · Checkin...		150.00	-41,595.00
Deposit	10/17/2018		Fort Cobb Fuel Auth...	201 Clinton D...	1125 · Deposit ...		150.00	-41,745.00
Deposit	10/17/2018		Fort Cobb Fuel Auth...	201Kent Cornell	1125 · Deposit ...		150.00	-41,895.00
Deposit	10/17/2018		Fort Cobb Fuel Auth...	201 Kandice ...	1125 · Deposit ...		150.00	-42,045.00
Deposit	10/17/2018		Fort Cobb Fuel Auth...	201 Mariah C...	1125 · Deposit ...		150.00	-42,195.00
Deposit	10/17/2018		Fort Cobb Fuel Auth...	201 Integrity ...	1125 · Deposit ...		450.00	-42,645.00
Deposit	10/18/2018		Fort Cobb Fuel Auth...	214 James Q...	1126 · Deposit ...		150.00	-42,795.00
Deposit	10/19/2018		Fort Cobb Fuel Auth...	201 Logan Br...	1107 · Checkin...		150.00	-42,945.00
Deposit	10/23/2018	141	Fort Cobb Fuel Auth...	204 Brianna ...	1107 · Checkin...		150.00	-43,095.00
Deposit	10/29/2018	1157	Fort Cobb Fuel Auth...	208 Gary Ada...	1107 · Checkin...		150.00	-43,245.00
Deposit	10/29/2018		Fort Cobb Fuel Auth...	209 Jessica C...	1121 · Deposit ...		150.00	-43,395.00
Deposit	10/31/2018		Fort Cobb Fuel Auth...	211 Lori Hosler	1125 · Deposit ...		150.00	-43,545.00
Deposit	10/31/2018		Fort Cobb Fuel Auth...	211 Jeremy R...	1125 · Deposit ...		150.00	-43,695.00
Deposit	10/31/2018		Fort Cobb Fuel Auth...	211 Tina Tha...	1125 · Deposit ...		150.00	-43,845.00
General Journal	10/31/2018	18110...		CUSTOMER ...	480.01 · Resid...	450.00		-43,395.00
General Journal	10/31/2018	181103		10/2/18-10/31...	480.01 · Resid...	150.00		-43,245.00
Deposit	11/01/2018		Fort Cobb Fuel Auth...	210 Cierra Ba...	1107 · Checkin...		150.00	-43,395.00
Deposit	11/02/2018		Fort Cobb Fuel Auth...	211 Park Ene...	1107 · Checkin...		450.00	-43,845.00
Deposit	11/05/2018		Fort Cobb Fuel Auth...	213 Crystal O...	1107 · Checkin...		150.00	-43,995.00
Deposit	11/05/2018		Fort Cobb Fuel Auth...	214 Rose We...	1181 · Money ...		150.00	-44,145.00
Deposit	11/06/2018		Fort Cobb Fuel Auth...	215 Monica ...	1121 · Deposit ...		150.00	-44,295.00
Deposit	11/09/2018	1015	Fort Cobb Fuel Auth...	218 Mildred P...	1107 · Checkin...		150.00	-44,445.00
Deposit	11/09/2018		Fort Cobb Fuel Auth...	218 Marie Neal	1121 · Deposit ...		150.00	-44,595.00
Deposit	11/09/2018		Fort Cobb Fuel Auth...	218 Donald D...	1122 · Deposit ...		150.00	-44,745.00
Deposit	11/14/2018	20535	Fort Cobb Fuel Auth...	221 Century 21	1107 · Checkin...		150.00	-44,895.00
Deposit	11/14/2018		Fort Cobb Fuel Auth...	221 Evelyn Ki...	1121 · Deposit ...		150.00	-45,045.00
Deposit	11/15/2018		Fort Cobb Fuel Auth...	238 Sue Wheat	1126 · Deposit ...		150.00	-45,195.00
Deposit	11/19/2018		Fort Cobb Fuel Auth...	223 Donnie S...	1107 · Checkin...		150.00	-45,345.00
Deposit	11/19/2018		Fort Cobb Fuel Auth...	224 Whitney ...	1122 · Deposit ...		150.00	-45,495.00
Deposit	11/27/2018		Fort Cobb Fuel Auth...	228 Poor Boy...	1125 · Deposit ...		150.00	-45,645.00
General Journal	11/30/2018	18120...		CUSTOMER ...	480.01 · Resid...	150.00		-45,495.00
General Journal	11/30/2018	18120...		11/2/18-11/30...	480.01 · Resid...	150.00		-45,345.00
Deposit	12/04/2018		Fort Cobb Fuel Auth...	233 Tyler Bau...	1122 · Deposit ...		150.00	-45,495.00
Deposit	12/05/2018		Fort Cobb Fuel Auth...	234 Aero Lab...	1122 · Deposit ...		150.00	-45,645.00
Deposit	12/07/2018		Fort Cobb Fuel Auth...	234 Lesa Pope	1107 · Checkin...		150.00	-45,795.00
Deposit	12/10/2018	527497	Fort Cobb Fuel Auth...	237 Destiny ...	1107 · Checkin...		150.00	-45,945.00
Deposit	12/14/2018		Fort Cobb Fuel Auth...	241 Stephani...	1107 · Checkin...		150.00	-46,095.00

Fort Cobb Fuel Authority
General Ledger
As of December 31, 2018

Type	Date	Num	Name	Memo	Split	Debit	Credit	Balance
General Journal	12/31/2018	19010...		CUSTOMER ...	480.01 · Resid...	150.00		-45,945.00
General Journal	12/31/2018	19010...		12/2/18-12/31...	480.01 · Resid...	300.00		-45,645.00
Total 2413 · Customer Deposits						20,075.00	18,100.00	-45,645.00
2414 · Refundable Aid-To-Construct								-400.00
Total 2414 · Refundable Aid-To-Construct								-400.00
2415 · Level Pay Customers								-34,619.51
General Journal	01/31/2018	180131		Adj level pay	1243 · Custom...	15,630.28		-18,989.23
General Journal	03/01/2018	180301		Adj level pay	1243 · Custom...	6,085.87		-12,903.36
General Journal	04/01/2018	180401		Adj level pay	1243 · Custom...	2,814.04		-10,089.32
General Journal	04/30/2018	180501		Adj level pay	1243 · Custom...	520.98		-9,568.34
General Journal	06/01/2018	180601		Adj level pay	1243 · Custom...		2,982.52	-12,550.86
General Journal	06/30/2018	18070...		Adj level pay-...	1243 · Custom...		3,629.15	-16,180.01
General Journal	07/31/2018	18080...		Adj level pay-...	1243 · Custom...		4,973.34	-21,153.35
General Journal	08/31/2018	18090...		Adj level pay-...	1243 · Custom...		3,516.45	-24,669.80
General Journal	09/30/2018	18100...		Adj level pay-...	1243 · Custom...	1,684.05		-22,985.75
General Journal	10/31/2018	18110...		Adj level pay-...	1243 · Custom...		5,330.13	-28,315.88
General Journal	12/01/2018	18120...		Adj level pay-...	1243 · Custom...	2,868.51		-25,447.37
General Journal	12/31/2018	19010...		Adj level pay-...	1243 · Custom...	3,249.70		-22,197.67
Total 2415 · Level Pay Customers						32,853.43	20,431.59	-22,197.67
2419 · Acc Deposit Interest								0.00
Total 2419 · Acc Deposit Interest								0.00
2499 · EEP Collections Payable								-3,556.45
General Journal	01/01/2018	180101		Terry Bishop ...	480.01 · Resid...		0.01	-3,556.46
General Journal	01/19/2018	1315		Move EEP ba...	1107 · Checkin...		5,000.00	-8,556.46
General Journal	01/31/2018	180201			480.01 · Resid...		15.95	-8,572.41
General Journal	01/31/2018	180102		Jan final bills	480.01 · Resid...		0.05	-8,572.46
General Journal	02/09/2018	180207		Nichols Drive ...	1243 · Custom...	200.00		-8,372.46
General Journal	02/28/2018	180301		3/1/18 billing	480.01 · Resid...		15.99	-8,388.45
General Journal	02/28/2018	180301		Feb 2/2 -2/28 ...	481.11 · Com...		0.01	-8,388.46
General Journal	03/01/2018	18052...		Craig Kenned...	480.01 · Resid...		0.01	-8,388.47
General Journal	03/31/2018	180401		4/1/18 billing	480.01 · Resid...		15.96	-8,404.43
General Journal	03/31/2018	180401		Mar 3/2 -3/31 ...	481.11 · Com...		0.04	-8,404.47
General Journal	04/09/2018	180409	Navitas Utility Corpo...	Credit Klent L...	2233 · Other	200.00		-8,204.47
General Journal	04/09/2018	180409	Navitas Utility Corpo...	Credit Klent L...	2233 · Other	150.00		-8,054.47
General Journal	04/30/2018	180501		5/1/18 billing	480.01 · Resid...		15.93	-8,070.40
General Journal	04/30/2018	180501		Apr 4/2 -4/30 ...	481.11 · Com...		0.02	-8,070.42
General Journal	05/31/2018	180531		RESIDENTIA...	480.01 · Resid...		13.46	-8,083.88
General Journal	05/31/2018	180531		COMMERCIA...	480.01 · Resid...		1.79	-8,085.67
General Journal	05/31/2018	180531		INDUSTRIAL ...	480.01 · Resid...		0.05	-8,085.72
General Journal	05/31/2018	180531		AGRICULTU...	480.01 · Resid...		0.17	-8,085.89
General Journal	05/31/2018	180531		AGRICULTU...	480.01 · Resid...		0.39	-8,086.28
General Journal	05/31/2018	18053...		RESIDENTIA...	480.01 · Resid...	0.00		-8,086.28
General Journal	05/31/2018	18053...		COMMERCIA...	480.01 · Resid...	0.04		-8,086.24
General Journal	05/31/2018	18053...		INDUSTRIAL ...	480.01 · Resid...	0.00		-8,086.24

Fort Cobb Fuel Authority
General Ledger
As of December 31, 2018

Type	Date	Num	Name	Memo	Split	Debit	Credit	Balance
General Journal	05/31/2018	18053...		AGRICULTU...	480.01 · Resid...	0.00		-8,086.24
General Journal	05/31/2018	18053...		AGRICULTU...	480.01 · Resid...	0.00		-8,086.24
General Journal	06/30/2018	18063...		RESIDENTIA...	480.01 · Resid...		13.44	-8,099.68
General Journal	06/30/2018	18063...		COMMERCIA...	480.01 · Resid...		1.77	-8,101.45
General Journal	06/30/2018	18063...		INDUSTRIAL ...	480.01 · Resid...		0.05	-8,101.50
General Journal	06/30/2018	18063...		AGRICULTU...	480.01 · Resid...		0.17	-8,101.67
General Journal	06/30/2018	18063...		AGRICULTU...	480.01 · Resid...		0.40	-8,102.07
General Journal	06/30/2018	18063...		6/2/18-6/30/1...	480.01 · Resid...		0.01	-8,102.08
General Journal	07/13/2018	18071...		Binger Free F...	488 · Penalties...	0.02		-8,102.06
General Journal	07/19/2018	18080...		Lime Rock Re...	481.21 · Indust...	0.01		-8,102.05
General Journal	07/31/2018	18080...		7/2/18-7/31/1...	480.01 · Resid...		0.04	-8,102.09
General Journal	07/31/2018	18080...		7/2/18-7/31/1...	480.01 · Resid...		0.01	-8,102.10
General Journal	07/31/2018	18080...		RESIDENTIA...	480.01 · Resid...		13.34	-8,115.44
General Journal	07/31/2018	18080...		COMMERCIA...	480.01 · Resid...		1.77	-8,117.21
General Journal	07/31/2018	18080...		INDUSTRIAL ...	480.01 · Resid...		0.05	-8,117.26
General Journal	07/31/2018	18080...		AGRICULTU...	480.01 · Resid...		0.17	-8,117.43
General Journal	07/31/2018	18080...		AGRICULTU...	480.01 · Resid...		0.40	-8,117.83
General Journal	08/06/2018	18080...		Jackie Davis ...	1243 · Custom...	200.00		-7,917.83
General Journal	08/31/2018	18090...		8/2/18-8/31/1...	480.01 · Resid...		0.04	-7,917.87
General Journal	08/31/2018	18090...		RESIDENTIA...	480.01 · Resid...		13.17	-7,931.04
General Journal	08/31/2018	18090...		COMMERCIA...	480.01 · Resid...		1.78	-7,932.82
General Journal	08/31/2018	18090...		INDUSTRIAL ...	480.01 · Resid...		0.05	-7,932.87
General Journal	08/31/2018	18090...		AGRICULTU...	480.01 · Resid...		0.17	-7,933.04
General Journal	08/31/2018	18090...		AGRICULTU...	480.01 · Resid...		0.40	-7,933.44
General Journal	09/01/2018	18090...		Mildred Hicks ...	480.02 · Resid...		0.01	-7,933.45
General Journal	09/05/2018	18090...		Craig Kenned...	1243 · Custom...	1,200.00		-6,733.45
General Journal	09/11/2018	18091...		Paul Tradii Ac...	480.02 · Resid...	0.01		-6,733.44
General Journal	09/30/2018	18100...		RESIDENTIA...	480.01 · Resid...		13.17	-6,746.61
General Journal	09/30/2018	18100...		COMMERCIA...	480.01 · Resid...		1.77	-6,748.38
General Journal	09/30/2018	18100...		INDUSTRIAL ...	480.01 · Resid...		0.05	-6,748.43
General Journal	09/30/2018	18100...		AGRICULTU...	480.01 · Resid...		0.17	-6,748.60
General Journal	09/30/2018	18100...		AGRICULTU...	480.01 · Resid...		0.40	-6,749.00
General Journal	09/30/2018	18100...		9/2/18-9/30/1...	480.01 · Resid...		0.04	-6,749.04
General Journal	10/31/2018	18110...		RESIDENTIA...	480.01 · Resid...		13.21	-6,762.25
General Journal	10/31/2018	18110...		COMMERCIA...	480.01 · Resid...		1.77	-6,764.02
General Journal	10/31/2018	18110...		INDUSTRIAL ...	480.01 · Resid...		0.05	-6,764.07
General Journal	10/31/2018	18110...		AGRICULTU...	480.01 · Resid...		0.17	-6,764.24
General Journal	10/31/2018	18110...		AGRICULTU...	480.01 · Resid...		0.40	-6,764.64
General Journal	10/31/2018	181103		10/2/18-10/31...	480.01 · Resid...		0.01	-6,764.65
General Journal	11/30/2018	18120...		RESIDENTIA...	480.01 · Resid...		13.30	-6,777.95
General Journal	11/30/2018	18120...		COMMERCIA...	480.01 · Resid...		1.79	-6,779.74
General Journal	11/30/2018	18120...		INDUSTRIAL ...	480.01 · Resid...		0.05	-6,779.79
General Journal	11/30/2018	18120...		AGRICULTU...	480.01 · Resid...		0.17	-6,779.96
General Journal	11/30/2018	18120...		AGRICULTU...	480.01 · Resid...		0.40	-6,780.36
General Journal	11/30/2018	18120...		11/2/18-11/30...	480.01 · Resid...		0.04	-6,780.40
General Journal	12/31/2018	19010...		RESIDENTIA...	480.01 · Resid...		13.33	-6,793.73
General Journal	12/31/2018	19010...		COMMERCIA...	480.01 · Resid...		1.79	-6,795.52
General Journal	12/31/2018	19010...		INDUSTRIAL ...	480.01 · Resid...		0.05	-6,795.57
General Journal	12/31/2018	19010...		AGRICULTU...	480.01 · Resid...		0.17	-6,795.74

Fort Cobb Fuel Authority
General Ledger
As of December 31, 2018

Type	Date	Num	Name	Memo	Split	Debit	Credit	Balance
General Journal	12/31/2018	19010...		AGRICULTU...	480.01 · Resid...		0.39	-6,796.13
General Journal	12/31/2018	19010...		12/2/18-12/31...	480.01 · Resid...		0.02	-6,796.15
Total 2499 · EEP Collections Payable						1,950.08	5,189.78	-6,796.15
2400 · A/E - Other								0.00
Total 2400 · A/E - Other								0.00
Total 2400 · A/E						237,694.24	205,259.03	-60,105.20
2500 · BIEC								0.00
2501 · PGA liability								0.00
General Journal	03/31/2018	180331		Overcharged ...	-SPLIT-		59,024.00	-59,024.00
General Journal	06/30/2018	180331		Overcharged ...	5098 · Deferre...		34,091.00	-93,115.00
General Journal	09/30/2018	180331		Overcharged ...	5098 · Deferre...	47,830.00		-45,285.00
General Journal	12/31/2018	180331		Overcharged ...	5098 · Deferre...	29,180.00		-16,105.00
Total 2501 · PGA liability						77,010.00	93,115.00	-16,105.00
2521 · Prepaid gas calc - Res								0.00
Total 2521 · Prepaid gas calc - Res								0.00
2522 · Prepaid gas calc - Ind								0.00
Total 2522 · Prepaid gas calc - Ind								0.00
2523 · Prepaid gas calc - Agr								0.00
Total 2523 · Prepaid gas calc - Agr								0.00
2551 · Acc surr - Res								0.00
Total 2551 · Acc surr - Res								0.00
2552 · Acc surr - Ind								0.00
Total 2552 · Acc surr - Ind								0.00
2553 · Acc surr - Agr								0.00
Total 2553 · Acc surr - Agr								0.00
2500 · BIEC - Other								0.00
Total 2500 · BIEC - Other								0.00
Total 2500 · BIEC						77,010.00	93,115.00	-16,105.00

Fort Cobb Fuel Authority
General Ledger
As of December 31, 2018

Type	Date	Num	Name	Memo	Split	Debit	Credit	Balance
2600 · CPLTD								-164,480.08
2607 · Bank 7 - system loan								-164,480.08
Bill	01/01/2018	180101	Bank 7	Loan 1010609	2233 · Other		822.40	-165,302.48
Bill	02/01/2018	180206	Bank 7	Loan 1010609	2233 · Other		826.51	-166,128.99
Bill	03/01/2018	180301	Bank 7	Loan 1010609	2233 · Other		830.65	-166,959.64
Bill	04/01/2018	180401	Bank 7	Loan 1010609	2233 · Other		834.80	-167,794.44
Bill	05/01/2018	180501	Bank 7	Loan 1010609	2233 · Other		838.97	-168,633.41
Bill	05/29/2018	180529	Bank 7	Loan 1010609	2233 · Other		843.17	-169,476.58
Bill	06/25/2018	180625	Bank 7	Loan 1010609	2233 · Other		847.38	-170,323.96
Bill	07/26/2018	180726	Bank 7	Loan 1010609	2233 · Other		851.62	-171,175.58
Bill	08/27/2018	180827	Bank 7	Loan 1010609	2233 · Other		855.88	-172,031.46
Bill	09/25/2018	180935	Bank 7	Loan 1010609	2233 · Other		860.16	-172,891.62
Bill	10/26/2018	181026	Bank 7	Loan 1010609	2233 · Other		864.46	-173,756.08
Bill	11/26/2018	181126	Bank 7	Loan 1010609	2233 · Other		868.78	-174,624.86
Bill	12/26/2018	18122...	Bank 7	Loan 1010609	2233 · Other		873.12	-175,497.98
Bill	12/26/2018	18122...	Bank 7	Loan 1010609	2233 · Other	0.00		-175,497.98
Total 2607 · Bank 7 - system loan						0.00	11,017.90	-175,497.98
2621 · Bank 2 - Term loan								0.00
Total 2621 · Bank 2 - Term loan								0.00
2622 · F & M - Term loan								0.00
Total 2622 · F & M - Term loan								0.00
2623 · F&M Bank 5397500								0.00
Total 2623 · F&M Bank 5397500								0.00
2624 · F&M Bank 5401300								0.00
Total 2624 · F&M Bank 5401300								0.00
2625 · Bank 2 - system loan USDA								0.00
Total 2625 · Bank 2 - system loan USDA								0.00
2626 · Bank 2 - system loan								0.00
2627 · Bank 2 - system loan TN								0.00
Total 2627 · Bank 2 - system loan TN								0.00
2628 · Bank 2 - system loan KY								0.00
Total 2628 · Bank 2 - system loan KY								0.00
2626 · Bank 2 - system loan - Other								0.00
Total 2626 · Bank 2 - system loan - Other								0.00
Total 2626 · Bank 2 - system loan								0.00
2629 · Bank 7 1004537								0.00
Total 2629 · Bank 7 1004537								0.00

Fort Cobb Fuel Authority
General Ledger
As of December 31, 2018

Type	Date	Num	Name	Memo	Split	Debit	Credit	Balance
2600 · CPLTD - Other								0.00
Total 2600 · CPLTD - Other								0.00
Total 2600 · CPLTD						0.00	11,017.90	-175,497.98
2700 · LTD								-4,047,927.87
2707 · Bank 7 - system loan								-4,047,927.87
Bill	01/01/2018	180101	Bank 7	Loan 1010609	2233 · Other	14,156.21		-4,033,771.66
Bill	02/01/2018	180206	Bank 7	Loan 1010609	2233 · Other	14,227.00		-4,019,544.66
Bill	03/01/2018	180301	Bank 7	Loan 1010609	2233 · Other	14,298.13		-4,005,246.53
Bill	04/01/2018	180401	Bank 7	Loan 1010609	2233 · Other	14,369.62		-3,990,876.91
Bill	05/01/2018	180501	Bank 7	Loan 1010609	2233 · Other	14,441.47		-3,976,435.44
Bill	05/29/2018	180529	Bank 7	Loan 1010609	2233 · Other	14,513.68		-3,961,921.76
Bill	06/25/2018	180625	Bank 7	Loan 1010609	2233 · Other	14,586.24		-3,947,335.52
Bill	07/26/2018	180726	Bank 7	Loan 1010609	2233 · Other	14,659.18		-3,932,676.34
Bill	08/27/2018	180827	Bank 7	Loan 1010609	2233 · Other	14,732.47		-3,917,943.87
Bill	09/25/2018	180935	Bank 7	Loan 1010609	2233 · Other	14,806.13		-3,903,137.74
Bill	10/26/2018	181026	Bank 7	Loan 1010609	2233 · Other	14,880.16		-3,888,257.58
Bill	11/26/2018	181126	Bank 7	Loan 1010609	2233 · Other	14,954.57		-3,873,303.01
Bill	12/26/2018	18122...	Bank 7	Loan 1010609	2233 · Other	15,029.34		-3,858,273.67
Bill	12/26/2018	18122...	Bank 7	Loan 1010609	2233 · Other	0.00		-3,858,273.67
Total 2707 · Bank 7 - system loan						189,654.20	0.00	-3,858,273.67
2721 · Bank 2 - Term loan								0.00
Total 2721 · Bank 2 - Term loan								0.00
2722 · F & M - Term loan								0.00
Total 2722 · F & M - Term loan								0.00
2723 · F&M Bank 5397500								0.00
Total 2723 · F&M Bank 5397500								0.00
2724 · F&M Bank 5401300								0.00
Total 2724 · F&M Bank 5401300								0.00
2725 · Bank 2 - system loan USDA								0.00
Total 2725 · Bank 2 - system loan USDA								0.00
2726 · Bank 2 - system loan								0.00
2727 · Bank 2 - system loan TN								0.00
Total 2727 · Bank 2 - system loan TN								0.00
2728 · Bank 2 - system loan KY								0.00
Total 2728 · Bank 2 - system loan KY								0.00
2726 · Bank 2 - system loan - Other								0.00
Total 2726 · Bank 2 - system loan - Other								0.00
Total 2726 · Bank 2 - system loan								0.00

Fort Cobb Fuel Authority
General Ledger
As of December 31, 2018

Type	Date	Num	Name	Memo	Split	Debit	Credit	Balance
2729 · Bank 7 1004537								0.00
Total 2729 · Bank 7 1004537								0.00
2700 · LTD - Other								0.00
Total 2700 · LTD - Other								0.00
Total 2700 · LTD						189,654.20	0.00	-3,858,273.67
2800 · DL								0.00
2821 · Deferred tax liability								0.00
Total 2821 · Deferred tax liability								0.00
2800 · DL - Other								0.00
Total 2800 · DL - Other								0.00
Total 2800 · DL								0.00
2900 · Minority interest								-886,982.47
General Journal	05/16/2018	1177		Equity Distrib...	1816 · Investm...	20,000.00		-866,982.47
General Journal	05/22/2018	1177		Equity Distrib...	1816 · Investm...	20,000.00		-846,982.47
General Journal	06/27/2018	1177		Equity Distrib...	1816 · Investm...	23,934.00		-823,048.47
General Journal	07/23/2018	1177		Equity Distrib...	1816 · Investm...	15,600.00		-807,448.47
General Journal	10/18/2018	1177		Equity Distrib...	1816 · Investm...	15,600.00		-791,848.47
General Journal	12/19/2018	181219		Equity Distrib...	1816 · Investm...	10,166.00		-781,682.47
General Journal	12/31/2018	171231		2018 Winstar ...	1816 · Investm...		79,977.00	-861,659.47
Total 2900 · Minority interest						105,300.00	79,977.00	-861,659.47
3000 · Opening Bal Equity								-2,563,849.16
3103 · Member Interest								-2,113,849.16
General Journal	03/06/2018	2538		Investment in ...	1107 · Checkin...		40,000.00	-2,153,849.16
General Journal	03/13/2018	180313		Move investm...	2304 · ML - Wi...		35,000.00	-2,188,849.16
General Journal	07/23/2018	180723		Move investm...	1107 · Checkin...		25,000.00	-2,213,849.16
General Journal	11/27/2018	181127		Investment in ...	1814 · Investm...		75,000.00	-2,288,849.16
General Journal	12/05/2018	181205		Investment in ...	1814 · Investm...		25,000.00	-2,313,849.16
General Journal	12/31/2018	181231		Navitas 1 AR ...	2233 · Other		7,640.00	-2,321,489.16
Total 3103 · Member Interest						0.00	207,640.00	-2,321,489.16
3000 · Opening Bal Equity - Other								-450,000.00
Total 3000 · Opening Bal Equity - Other								-450,000.00
Total 3000 · Opening Bal Equity						0.00	207,640.00	-2,771,489.16
3900 · Retained Earnings								1,012,798.21
Total 3900 · Retained Earnings								1,012,798.21

Fort Cobb Fuel Authority
General Ledger
As of December 31, 2018

Type	Date	Num	Name	Memo	Split	Debit	Credit	Balance
3904 · AOCI - Billing adjustment								-4,781.63
General Journal	06/29/2018	180630		OCC Adjust P...	1405 · Prepaid...		1,919.54	-6,701.17
Total 3904 · AOCI - Billing adjustment						0.00	1,919.54	-6,701.17
3999 · Returned Cash Flow								1,234,459.26
Total 3999 · Returned Cash Flow								1,234,459.26
Revenue								0.00
414 · Other Utility Operating Income								0.00
414.91 · Prior Period Billing Adj								0.00
Total 414.91 · Prior Period Billing Adj								0.00
414.94 · Engine Oil Changes								0.00
General Journal	03/26/2018	180326		Lonnie King	1243 · Custom...		60.00	-60.00
General Journal	04/26/2018	180505		King Sod Far...	1243 · Custom...		120.00	-180.00
General Journal	05/31/2018	18053...		King Sod Far...	1243 · Custom...		60.00	-240.00
General Journal	06/27/2018	18062...		King Sod Far...	1243 · Custom...		180.00	-420.00
General Journal	06/29/2018	18062...		Lonnie King A...	1243 · Custom...		120.00	-540.00
General Journal	07/31/2018	18073...		King Sod,Cap...	1243 · Custom...		370.00	-910.00
General Journal	08/30/2018	18083...		King Sod Acct...	1243 · Custom...		130.00	-1,040.00
General Journal	09/30/2018	18100...		King Sod, Lo...	1243 · Custom...		250.00	-1,290.00
Total 414.94 · Engine Oil Changes						0.00	1,290.00	-1,290.00
414.95 · Irrigation Engine Rent								0.00
General Journal	01/31/2018	180201			480.01 · Resid...	0.00		0.00
General Journal	02/27/2018	180219		Lonnie King	1243 · Custom...		200.00	-200.00
General Journal	02/28/2018	180301		3/1/18 billing	480.01 · Resid...		200.00	-400.00
General Journal	03/31/2018	180401		4/1/18 billing	480.01 · Resid...		1,000.00	-1,400.00
General Journal	04/30/2018	180501		5/1/18 billing	480.01 · Resid...		1,200.00	-2,600.00
General Journal	05/31/2018	180531		AGRICULTU...	480.01 · Resid...		1,200.00	-3,800.00
General Journal	05/31/2018	18053...		AGRICULTU...	480.01 · Resid...	0.00		-3,800.00
General Journal	06/30/2018	18063...		AGRICULTU...	480.01 · Resid...		1,400.00	-5,200.00
General Journal	07/30/2018	18073...		Jerry Harvey ...	1243 · Custom...		600.00	-5,800.00
General Journal	07/31/2018	18080...		AGRICULTU...	480.01 · Resid...		1,650.00	-7,450.00
General Journal	08/31/2018	18090...		AGRICULTU...	480.01 · Resid...		1,450.00	-8,900.00
General Journal	09/30/2018	18100...		AGRICULTU...	480.01 · Resid...		1,000.00	-9,900.00
General Journal	10/31/2018	18110...		AGRICULTU...	480.01 · Resid...	0.00		-9,900.00
General Journal	11/30/2018	18120...		AGRICULTU...	480.01 · Resid...		200.00	-10,100.00
General Journal	12/31/2018	19010...		AGRICULTU...	480.01 · Resid...	0.00		-10,100.00
Total 414.95 · Irrigation Engine Rent						0.00	10,100.00	-10,100.00

Fort Cobb Fuel Authority
General Ledger
As of December 31, 2018

Type	Date	Num	Name	Memo	Split	Debit	Credit	Balance
414.96 · Unbilled Revenues								0.00
General Journal	01/01/2018	17093...		Unbilled for D...	1581 · Unbilled...	40,593.00		40,593.00
General Journal	01/31/2018	180131		Unbilled for J...	1581 · Unbilled...		76,292.61	-35,699.61
General Journal	02/01/2018	180201		Unbilled forJa...	1581 · Unbilled...	76,292.61		40,593.00
General Journal	02/28/2018	180228		Unbilled for F...	1581 · Unbilled...		55,403.92	-14,810.92
General Journal	03/01/2018	180301		Unbilled for F...	1581 · Unbilled...	55,403.92		40,593.00
General Journal	03/31/2018	180331		Unbilled for M...	1581 · Unbilled...		39,203.58	1,389.42
General Journal	04/01/2018	180331		Unbilled for M...	1581 · Unbilled...	39,203.58		40,593.00
General Journal	04/30/2018	180331		Unbilled for M...	1581 · Unbilled...		34,010.00	6,583.00
General Journal	05/01/2018	18033...		Unbilled for M...	1581 · Unbilled...	34,010.00		40,593.00
General Journal	05/31/2018	180331		Unbilled for M...	1581 · Unbilled...		18,171.00	22,422.00
General Journal	06/01/2018	18033...		Unbilled for M...	1581 · Unbilled...	18,171.00		40,593.00
General Journal	06/30/2018	180331		Unbilled for M...	1581 · Unbilled...		17,737.00	22,856.00
General Journal	07/01/2018	18033...		Unbilled for M...	1581 · Unbilled...	17,737.00		40,593.00
General Journal	07/31/2018	180331		Unbilled for M...	1581 · Unbilled...		17,528.00	23,065.00
General Journal	08/01/2018	18033...		Unbilled for M...	1581 · Unbilled...	17,528.00		40,593.00
General Journal	08/31/2018	180331		Unbilled for A...	1581 · Unbilled...		15,925.00	24,668.00
General Journal	09/01/2018	18033...		Unbilled for A...	1581 · Unbilled...	15,925.00		40,593.00
General Journal	09/30/2018	180331		Unbilled for S...	1581 · Unbilled...		14,226.00	26,367.00
General Journal	10/01/2018	18033...		Unbilled for S...	1581 · Unbilled...	14,226.00		40,593.00
General Journal	10/31/2018	180331		Unbilled for O...	1581 · Unbilled...		25,439.00	15,154.00
General Journal	11/01/2018	18033...		Unbilled for O...	1581 · Unbilled...	25,439.00		40,593.00
General Journal	11/30/2018	180331		Unbilled for N...	1581 · Unbilled...		55,628.00	-15,035.00
General Journal	12/01/2018	18033...		Unbilled for O...	1581 · Unbilled...	55,628.00		40,593.00
General Journal	12/31/2018	180331		Unbilled for D...	1581 · Unbilled...		53,816.00	-13,223.00
Total 414.96 · Unbilled Revenues						410,157.11	423,380.11	-13,223.00
414.98 · Sale tax remuneration								0.00
Total 414.98 · Sale tax remuneration								0.00
414 · Other Utility Operating Income - Other								0.00
Total 414 · Other Utility Operating Income - Other								0.00
Total 414 · Other Utility Operating Income						410,157.11	434,770.11	-24,613.00
480 · Customer Classes								0.00
4121 · Resident/Comm Tarrif								0.00
Total 4121 · Resident/Comm Tarrif								0.00
4171 · Resident/Comm PGA								0.00
Total 4171 · Resident/Comm PGA								0.00
4197 · Customer Meter Charge								0.00
Total 4197 · Customer Meter Charge								0.00

Fort Cobb Fuel Authority
General Ledger
As of December 31, 2018

Type	Date	Num	Name	Memo	Split	Debit	Credit	Balance
480.01 · Residential Tariff								0.00
General Journal	01/01/2018	180101		Terry Bishop ...	-SPLIT-		168.75	-168.75
General Journal	01/31/2018	180201			-SPLIT-		173,696.91	-173,865.66
General Journal	01/31/2018	180102		Jan final bills	-SPLIT-		568.47	-174,434.13
General Journal	02/01/2018	180208		Shirley Meeks...	-SPLIT-	236.40		-174,197.73
General Journal	02/01/2018	180208		Shirley Meeks...	480.01 · Resid...		138.00	-174,335.73
General Journal	02/01/2018	180405		A.E. Sanner-...	-SPLIT-	42.06		-174,293.67
General Journal	02/01/2018	180406		Dennis Mash...	-SPLIT-	144.15		-174,149.52
General Journal	02/01/2018	180406		Dennis Mash...	480.01 · Resid...		15.00	-174,164.52
General Journal	02/27/2018	180220		Lourdes Gonz...	-SPLIT-	171.21		-173,993.31
General Journal	02/27/2018	180220		Lourdes Gonz...	480.01 · Resid...		42.06	-174,035.37
General Journal	02/28/2018	180301		3/1/18 billing	-SPLIT-		122,039.10	-296,074.47
General Journal	03/01/2018	180217		Peterman, error	-SPLIT-	21.15		-296,053.32
General Journal	03/01/2018	180217		Peterman, error	480.01 · Resid...		156.45	-296,209.77
General Journal	03/01/2018	180407		Brittney Scott-...	-SPLIT-	60.51		-296,149.26
General Journal	03/01/2018	180414		Joshua Cann...	-SPLIT-	87.57		-296,061.69
General Journal	03/01/2018	180414		Joshua Cann...	480.01 · Resid...		35.91	-296,097.60
General Journal	03/01/2018	18052...		Craig Kenned...	-SPLIT-		476.25	-296,573.85
General Journal	03/31/2018	180401		4/1/18 billing	-SPLIT-		79,629.66	-376,203.51
General Journal	04/30/2018	180501		5/1/18 billing	-SPLIT-		63,966.15	-440,169.66
General Journal	05/31/2018	180531		RESIDENTIA...	-SPLIT-		23,703.60	-463,873.26
General Journal	05/31/2018	18053...		RESIDENTIA...	-SPLIT-		1,450.00	-465,323.26
General Journal	06/30/2018	18063...		RESIDENTIA...	-SPLIT-		18,593.37	-483,916.63
General Journal	06/30/2018	18063...		6/2/18-6/30/1...	-SPLIT-		16.23	-483,932.86
General Journal	07/31/2018	18080...		7/2/18-7/31/1...	-SPLIT-		27.00	-483,959.86
General Journal	07/31/2018	18080...		RESIDENTIA...	-SPLIT-		16,836.93	-500,796.79
General Journal	08/08/2018	18080...		Ronnie Garris...	-SPLIT-	120.93		-500,675.86
General Journal	08/31/2018	18090...		8/2/18-8/31/1...	-SPLIT-		27.00	-500,702.86
General Journal	08/31/2018	18090...		RESIDENTIA...	-SPLIT-		17,562.45	-518,265.31
General Journal	09/19/2018	18092...		Talhia Hayne...	1243 · Custom...	38.00		-518,227.31
General Journal	09/30/2018	18100...		RESIDENTIA...	-SPLIT-		17,321.88	-535,549.19
General Journal	09/30/2018	18100...		9/2/18-9/30/1...	-SPLIT-		9.00	-535,558.19
General Journal	10/31/2018	18110...		RESIDENTIA...	-SPLIT-		29,892.09	-565,450.28
General Journal	10/31/2018	181103		10/2/18-10/31...	-SPLIT-		27.84	-565,478.12
General Journal	11/30/2018	18120...		RESIDENTIA...	-SPLIT-		87,617.76	-653,095.88
General Journal	11/30/2018	18120...		11/2/18-11/30...	-SPLIT-		75.75	-653,171.63
General Journal	12/31/2018	19010...		RESIDENTIA...	-SPLIT-		86,447.70	-739,619.33
General Journal	12/31/2018	19010...		12/2/18-12/31...	-SPLIT-		47.22	-739,666.55
Total 480.01 · Residential Tariff						921.98	740,588.53	-739,666.55

Fort Cobb Fuel Authority
General Ledger
As of December 31, 2018

Type	Date	Num	Name	Memo	Split	Debit	Credit	Balance
480.02 · Residential Cust Chrg								0.00
General Journal	01/01/2018	180101		Terry Bishop ...	480.01 · Resid...		18.00	-18.00
General Journal	01/31/2018	180201			480.01 · Resid...		24,372.00	-24,390.00
General Journal	01/31/2018	180102		Jan final bills	480.01 · Resid...		90.00	-24,480.00
General Journal	02/28/2018	180301		3/1/18 billing	480.01 · Resid...		24,426.00	-48,906.00
General Journal	03/01/2018	18052...		Craig Kenned...	480.01 · Resid...		6.00	-48,912.00
General Journal	03/31/2018	180401		4/1/18 billing	480.01 · Resid...		24,378.00	-73,290.00
General Journal	04/30/2018	180501		5/1/18 billing	480.01 · Resid...		24,324.00	-97,614.00
General Journal	05/31/2018	180531		RESIDENTIA...	480.01 · Resid...		24,210.00	-121,824.00
General Journal	05/31/2018	18053...		RESIDENTIA...	480.01 · Resid...	0.00		-121,824.00
General Journal	06/30/2018	18063...		RESIDENTIA...	480.01 · Resid...		24,192.00	-146,016.00
General Journal	06/30/2018	18063...		6/2/18-6/30/1...	480.01 · Resid...		18.00	-146,034.00
General Journal	07/31/2018	18080...		7/2/18-7/31/1...	480.01 · Resid...		72.00	-146,106.00
General Journal	07/31/2018	18080...		RESIDENTIA...	480.01 · Resid...		24,012.00	-170,118.00
General Journal	08/31/2018	18090...		8/2/18-8/31/1...	480.01 · Resid...		72.00	-170,190.00
General Journal	08/31/2018	18090...		RESIDENTIA...	480.01 · Resid...		23,706.00	-193,896.00
General Journal	09/01/2018	18090...		Mildred Hicks ...	-SPLIT-		18.00	-193,914.00
General Journal	09/11/2018	18091...		Paul Tradii Ac...	-SPLIT-	18.00		-193,896.00
General Journal	09/30/2018	18100...		RESIDENTIA...	480.01 · Resid...		23,706.00	-217,602.00
General Journal	09/30/2018	18100...		9/2/18-9/30/1...	480.01 · Resid...		72.00	-217,674.00
General Journal	10/31/2018	18110...		RESIDENTIA...	480.01 · Resid...		23,778.00	-241,452.00
General Journal	10/31/2018	181103		10/2/18-10/31...	480.01 · Resid...		18.00	-241,470.00
General Journal	11/30/2018	18120...		RESIDENTIA...	480.01 · Resid...		23,940.00	-265,410.00
General Journal	11/30/2018	18120...		11/2/18-11/30...	480.01 · Resid...		72.00	-265,482.00
General Journal	12/31/2018	19010...		RESIDENTIA...	480.01 · Resid...		23,994.00	-289,476.00
General Journal	12/31/2018	19010...		12/2/18-12/31...	480.01 · Resid...		36.00	-289,512.00
Total 480.02 · Residential Cust Chrg						18.00	289,530.00	-289,512.00
480.09 · Residential PGA								0.00
General Journal	01/01/2018	180101		Terry Bishop ...	480.01 · Resid...		72.53	-72.53
General Journal	01/31/2018	180201			480.01 · Resid...		73,785.72	-73,858.25
General Journal	01/31/2018	180102		Jan final bills	480.01 · Resid...		233.76	-74,092.01
General Journal	02/01/2018	180208		Shirley Meeks...	480.01 · Resid...	103.22		-73,988.79
General Journal	02/01/2018	180208		Shirley Meeks...	480.01 · Resid...		58.58	-74,047.37
General Journal	02/01/2018	180405		A.E. Sanner-...	480.01 · Resid...	15.06		-74,032.31
General Journal	02/01/2018	180406		Dennis Mash...	480.01 · Resid...	61.37		-73,970.94
General Journal	02/01/2018	180406		Dennis Mash...	480.01 · Resid...		2.79	-73,973.73
General Journal	02/27/2018	180220		Lourdes Gonz...	480.01 · Resid...	73.65		-73,900.08
General Journal	02/27/2018	180220		Lourdes Gonz...	480.01 · Resid...		15.06	-73,915.14
General Journal	02/28/2018	180301		3/1/18 billing	480.01 · Resid...		50,403.56	-124,318.70
General Journal	03/01/2018	180217		Peterman, error	480.01 · Resid...	5.58		-124,313.12
General Journal	03/01/2018	180217		Peterman, error	480.01 · Resid...		66.95	-124,380.07
General Journal	03/01/2018	180407		Brittney Scott-...	480.01 · Resid...	23.43		-124,356.64
General Journal	03/01/2018	180414		Joshua Cann...	480.01 · Resid...	35.71		-124,320.93
General Journal	03/01/2018	180414		Joshua Cann...	480.01 · Resid...		12.27	-124,333.20
General Journal	03/01/2018	18052...		Craig Kenned...	480.01 · Resid...		212.01	-124,545.21
General Journal	03/31/2018	180401		4/1/18 billing	480.01 · Resid...		29,903.13	-154,448.34
General Journal	04/30/2018	180501		5/1/18 billing	480.01 · Resid...		23,229.59	-177,677.93

Fort Cobb Fuel Authority
General Ledger
As of December 31, 2018

Type	Date	Num	Name	Memo	Split	Debit	Credit	Balance
General Journal	05/31/2018	180531		RESIDENTIA...	480.01 · Resid...		6,618.82	-184,296.75
General Journal	05/31/2018	18053...		RESIDENTIA...	480.01 · Resid...	0.00		-184,296.75
General Journal	06/30/2018	18063...		RESIDENTIA...	480.01 · Resid...		4,920.25	-189,217.00
General Journal	06/30/2018	18063...		6/2/18-6/30/1...	480.01 · Resid...		3.20	-189,220.20
General Journal	07/31/2018	18080...		7/2/18-7/31/1...	480.01 · Resid...		4.77	-189,224.97
General Journal	07/31/2018	18080...		RESIDENTIA...	480.01 · Resid...		4,497.28	-193,722.25
General Journal	08/08/2018	18080...		Ronnie Garris...	480.01 · Resid...	52.69		-193,669.56
General Journal	08/31/2018	18090...		8/2/18-8/31/1...	480.01 · Resid...		5.04	-193,674.60
General Journal	08/31/2018	18090...		RESIDENTIA...	480.01 · Resid...		4,839.33	-198,513.93
General Journal	09/30/2018	18100...		RESIDENTIA...	480.01 · Resid...		4,764.33	-203,278.26
General Journal	09/30/2018	18100...		9/2/18-9/30/1...	480.01 · Resid...		1.68	-203,279.94
General Journal	10/31/2018	18110...		RESIDENTIA...	480.01 · Resid...		9,490.84	-212,770.78
General Journal	10/31/2018	181103		10/2/18-10/31...	480.01 · Resid...		7.83	-212,778.61
General Journal	11/30/2018	18120...		RESIDENTIA...	480.01 · Resid...		35,102.12	-247,880.73
General Journal	11/30/2018	18120...		11/2/18-11/30...	480.01 · Resid...		22.37	-247,903.10
General Journal	12/31/2018	19010...		RESIDENTIA...	480.01 · Resid...		33,657.84	-281,560.94
General Journal	12/31/2018	19010...		12/2/18-12/31...	480.01 · Resid...		13.42	-281,574.36
Total 480.09 · Residential PGA						370.71	281,945.07	-281,574.36
481.11 · Commercial Tariff								0.00
General Journal	01/31/2018	180201			480.01 · Resid...		70,401.90	-70,401.90
General Journal	02/28/2018	180301		3/1/18 billing	480.01 · Resid...		49,159.98	-119,561.88
General Journal	02/28/2018	180301		Feb 2/2 -2/28 ...	-SPLIT-		133.08	-119,694.96
General Journal	03/31/2018	180401		4/1/18 billing	480.01 · Resid...		30,413.57	-150,108.53
General Journal	03/31/2018	180401		Mar 3/2 -3/31 ...	-SPLIT-		217.68	-150,326.21
General Journal	04/30/2018	180501		5/1/18 billing	480.01 · Resid...		24,413.37	-174,739.58
General Journal	04/30/2018	180501		Apr 4/2 -4/30 ...	-SPLIT-		44.76	-174,784.34
General Journal	05/31/2018	180531		COMMERCIA...	480.01 · Resid...		10,766.92	-185,551.26
General Journal	05/31/2018	18053...		COMMERCIA...	480.01 · Resid...	303.30		-185,247.96
General Journal	06/30/2018	18063...		COMMERCIA...	480.01 · Resid...		9,214.08	-194,462.04
General Journal	06/30/2018	18080...		Highland Met...	-SPLIT-	2.46		-194,459.58
General Journal	07/31/2018	18080...		COMMERCIA...	480.01 · Resid...		7,603.54	-202,063.12
General Journal	07/31/2018	18080...		Highland Met...	-SPLIT-	6.00		-202,057.12
General Journal	08/31/2018	18090...		COMMERCIA...	480.01 · Resid...		8,356.92	-210,414.04
General Journal	09/30/2018	18100...		COMMERCIA...	480.01 · Resid...		7,460.99	-217,875.03
General Journal	10/12/2018	18101...		Lookeba Sickl...	-SPLIT-		157.68	-218,032.71
General Journal	10/31/2018	18110...		COMMERCIA...	480.01 · Resid...		12,142.38	-230,175.09
General Journal	11/01/2018	18120...		New Covenan...	-SPLIT-	111.93		-230,063.16
General Journal	11/30/2018	18120...		COMMERCIA...	480.01 · Resid...		32,761.68	-262,824.84
General Journal	12/31/2018	19010...		COMMERCIA...	480.01 · Resid...		35,189.95	-298,014.79
Total 481.11 · Commercial Tariff						423.69	298,438.48	-298,014.79

Fort Cobb Fuel Authority
General Ledger
As of December 31, 2018

Type	Date	Num	Name	Memo	Split	Debit	Credit	Balance
481.12 · Commercial Cust Chrg								0.00
General Journal	01/31/2018	180201			480.01 · Resid...		2,884.00	-2,884.00
General Journal	02/28/2018	180301		3/1/18 billing	480.01 · Resid...		2,884.00	-5,768.00
General Journal	02/28/2018	180301		Feb 2/2 -2/28 ...	481.11 · Com...		16.00	-5,784.00
General Journal	03/31/2018	180401		4/1/18 billing	480.01 · Resid...		2,868.00	-8,652.00
General Journal	03/31/2018	180401		Mar 3/2 -3/31 ...	481.11 · Com...		72.00	-8,724.00
General Journal	04/30/2018	180501		5/1/18 billing	480.01 · Resid...		2,868.00	-11,592.00
General Journal	04/30/2018	180501		Apr 4/2 -4/30 ...	481.11 · Com...		36.00	-11,628.00
General Journal	05/31/2018	180531		COMMERCIA...	480.01 · Resid...		2,868.00	-14,496.00
General Journal	05/31/2018	18053...		COMMERCIA...	480.01 · Resid...	68.00		-14,428.00
General Journal	06/30/2018	18063...		COMMERCIA...	480.01 · Resid...		2,836.00	-17,264.00
General Journal	07/13/2018	18071...		Binger Free F...	488 · Penalties...	48.00		-17,216.00
General Journal	07/31/2018	18080...		COMMERCIA...	480.01 · Resid...		2,852.00	-20,068.00
General Journal	08/31/2018	18090...		COMMERCIA...	480.01 · Resid...		2,868.00	-22,936.00
General Journal	09/30/2018	18100...		COMMERCIA...	480.01 · Resid...		2,852.00	-25,788.00
General Journal	10/31/2018	18110...		COMMERCIA...	480.01 · Resid...		2,852.00	-28,640.00
General Journal	11/30/2018	18120...		COMMERCIA...	480.01 · Resid...		2,884.00	-31,524.00
General Journal	12/31/2018	19010...		COMMERCIA...	480.01 · Resid...		2,884.00	-34,408.00
Total 481.12 · Commercial Cust Chrg						116.00	34,524.00	-34,408.00
481.19 · Commercial PGA								0.00
General Journal	01/31/2018	180201			480.01 · Resid...		31,268.11	-31,268.11
General Journal	02/28/2018	180301		3/1/18 billing	480.01 · Resid...		21,630.39	-52,898.50
General Journal	02/28/2018	180301		Feb 2/2 -2/28 ...	481.11 · Com...		56.35	-52,954.85
General Journal	03/31/2018	180401		4/1/18 billing	480.01 · Resid...		12,565.32	-65,520.17
General Journal	03/31/2018	180401		Mar 3/2 -3/31 ...	481.11 · Com...		78.68	-65,598.85
General Journal	04/30/2018	180501		5/1/18 billing	480.01 · Resid...		10,004.21	-75,603.06
General Journal	04/30/2018	180501		Apr 4/2 -4/30 ...	481.11 · Com...		11.74	-75,614.80
General Journal	05/31/2018	180531		COMMERCIA...	480.01 · Resid...		4,249.78	-79,864.58
General Journal	05/31/2018	18053...		COMMERCIA...	480.01 · Resid...	120.13		-79,744.45
General Journal	06/30/2018	18063...		COMMERCIA...	480.01 · Resid...		3,694.79	-83,439.24
General Journal	06/30/2018	18080...		Highland Met...	481.11 · Com...	0.91		-83,438.33
General Journal	07/31/2018	18080...		COMMERCIA...	480.01 · Resid...		3,206.51	-86,644.84
General Journal	07/31/2018	18080...		Highland Met...	481.11 · Com...	1.12		-86,643.72
General Journal	08/31/2018	18090...		COMMERCIA...	480.01 · Resid...		3,547.83	-90,191.55
General Journal	09/30/2018	18100...		COMMERCIA...	480.01 · Resid...		3,144.88	-93,336.43
General Journal	10/12/2018	18101...		Lookeba Sickl...	481.11 · Com...		67.65	-93,404.08
General Journal	10/31/2018	18110...		COMMERCIA...	480.01 · Resid...		5,070.97	-98,475.05
General Journal	11/01/2018	18120...		New Covenan...	481.11 · Com...	50.87		-98,424.18
General Journal	11/30/2018	18120...		COMMERCIA...	480.01 · Resid...		14,260.17	-112,684.35
General Journal	12/31/2018	19010...		COMMERCIA...	480.01 · Resid...		14,913.96	-127,598.31
Total 481.19 · Commercial PGA						173.03	127,771.34	-127,598.31

Fort Cobb Fuel Authority
General Ledger
As of December 31, 2018

Type	Date	Num	Name	Memo	Split	Debit	Credit	Balance
481.21 · Industrial Tarrif								0.00
General Journal	01/31/2018	180201			480.01 · Resid...		13,615.50	-13,615.50
General Journal	02/28/2018	180301		3/1/18 billing	480.01 · Resid...		15,727.27	-29,342.77
General Journal	03/31/2018	180401		4/1/18 billing	480.01 · Resid...		14,997.87	-44,340.64
General Journal	04/30/2018	180501		5/1/18 billing	480.01 · Resid...		14,183.51	-58,524.15
General Journal	05/31/2018	180531		INDUSTRIAL ...	480.01 · Resid...		12,535.34	-71,059.49
General Journal	05/31/2018	18053...		INDUSTRIAL ...	480.01 · Resid...	0.00		-71,059.49
General Journal	06/30/2018	18063...		INDUSTRIAL ...	480.01 · Resid...		8,219.10	-79,278.59
General Journal	07/19/2018	18080...		Lime Rock Re...	-SPLIT-	4,814.00		-74,464.59
General Journal	07/31/2018	18080...		7/2/18-7/31/1...	480.01 · Resid...		4,814.00	-79,278.59
General Journal	07/31/2018	18080...		INDUSTRIAL ...	480.01 · Resid...		7,603.45	-86,882.04
General Journal	08/31/2018	18090...		INDUSTRIAL ...	480.01 · Resid...		7,062.07	-93,944.11
General Journal	09/30/2018	18100...		INDUSTRIAL ...	480.01 · Resid...		7,917.20	-101,861.31
General Journal	10/31/2018	18110...		INDUSTRIAL ...	480.01 · Resid...		12,697.29	-114,558.60
General Journal	11/30/2018	18120...		INDUSTRIAL ...	480.01 · Resid...		15,024.69	-129,583.29
General Journal	12/31/2018	19010...		INDUSTRIAL ...	480.01 · Resid...		15,941.01	-145,524.30
Total 481.21 · Industrial Tarrif						4,814.00	150,338.30	-145,524.30
481.22 · Industrial Cust Chrg								0.00
Total 481.22 · Industrial Cust Chrg								0.00
481.29 · Industrial PGA								0.00
General Journal	01/31/2018	180201			480.01 · Resid...		3,453.59	-3,453.59
General Journal	02/28/2018	180301		3/1/18 billing	480.01 · Resid...		3,663.92	-7,117.51
General Journal	03/31/2018	180401		4/1/18 billing	480.01 · Resid...		6,330.98	-13,448.49
General Journal	04/30/2018	180501		5/1/18 billing	480.01 · Resid...		10,234.86	-23,683.35
General Journal	05/31/2018	180531		INDUSTRIAL ...	480.01 · Resid...		10,321.88	-34,005.23
General Journal	05/31/2018	18053...		INDUSTRIAL ...	480.01 · Resid...	0.00		-34,005.23
General Journal	06/30/2018	18063...		INDUSTRIAL ...	480.01 · Resid...		489.65	-34,494.88
General Journal	07/31/2018	18080...		INDUSTRIAL ...	480.01 · Resid...		433.82	-34,928.70
General Journal	08/31/2018	18090...		INDUSTRIAL ...	480.01 · Resid...		229.24	-35,157.94
General Journal	09/30/2018	18100...		INDUSTRIAL ...	480.01 · Resid...		348.88	-35,506.82
General Journal	10/31/2018	18110...		INDUSTRIAL ...	480.01 · Resid...		2,418.06	-37,924.88
General Journal	11/30/2018	18120...		INDUSTRIAL ...	480.01 · Resid...		16,049.80	-53,974.68
General Journal	12/31/2018	19010...		INDUSTRIAL ...	480.01 · Resid...		30,006.23	-83,980.91
Total 481.29 · Industrial PGA						0.00	83,980.91	-83,980.91

Fort Cobb Fuel Authority
General Ledger
As of December 31, 2018

Type	Date	Num	Name	Memo	Split	Debit	Credit	Balance
481.31 · Agriculture Heat Tariff								0.00
General Journal	01/31/2018	180201			480.01 · Resid...		32,372.10	-32,372.10
General Journal	02/28/2018	180301		3/1/18 billing	480.01 · Resid...		14,619.60	-46,991.70
General Journal	03/31/2018	180401		4/1/18 billing	480.01 · Resid...		12,364.20	-59,355.90
General Journal	04/30/2018	180501		5/1/18 billing	480.01 · Resid...		7,857.00	-67,212.90
General Journal	05/31/2018	180531		AGRICULTU...	480.01 · Resid...		1,809.00	-69,021.90
General Journal	05/31/2018	18053...		AGRICULTU...	480.01 · Resid...	0.00		-69,021.90
General Journal	06/30/2018	18063...		AGRICULTU...	480.01 · Resid...		1,324.80	-70,346.70
General Journal	07/31/2018	18080...		AGRICULTU...	480.01 · Resid...		1,390.80	-71,737.50
General Journal	08/01/2018	18080...		Ronald Ardoin...	-SPLIT-	30.00		-71,707.50
General Journal	08/31/2018	18090...		AGRICULTU...	480.01 · Resid...		1,175.40	-72,882.90
General Journal	09/30/2018	18100...		AGRICULTU...	480.01 · Resid...		1,278.90	-74,161.80
General Journal	10/31/2018	18110...		AGRICULTU...	480.01 · Resid...		29,430.60	-103,592.40
General Journal	11/30/2018	18120...		AGRICULTU...	480.01 · Resid...		57,537.00	-161,129.40
General Journal	12/31/2018	19010...		AGRICULTU...	480.01 · Resid...		41,177.40	-202,306.80
Total 481.31 · Agriculture Heat Tariff						30.00	202,336.80	-202,306.80
481.32 · Agriculture Heat Cust Chrg								0.00
General Journal	01/31/2018	180201			480.01 · Resid...		340.00	-340.00
General Journal	02/28/2018	180301		3/1/18 billing	480.01 · Resid...		340.00	-680.00
General Journal	03/31/2018	180401		4/1/18 billing	480.01 · Resid...		340.00	-1,020.00
General Journal	04/30/2018	180501		5/1/18 billing	480.01 · Resid...		340.00	-1,360.00
General Journal	05/31/2018	180531		AGRICULTU...	480.01 · Resid...		340.00	-1,700.00
General Journal	05/31/2018	18053...		AGRICULTU...	480.01 · Resid...	0.00		-1,700.00
General Journal	06/30/2018	18063...		AGRICULTU...	480.01 · Resid...		340.00	-2,040.00
General Journal	07/31/2018	18080...		AGRICULTU...	480.01 · Resid...		340.00	-2,380.00
General Journal	08/31/2018	18090...		AGRICULTU...	480.01 · Resid...		340.00	-2,720.00
General Journal	09/30/2018	18100...		AGRICULTU...	480.01 · Resid...		340.00	-3,060.00
General Journal	10/31/2018	18110...		AGRICULTU...	480.01 · Resid...		340.00	-3,400.00
General Journal	11/30/2018	18120...		AGRICULTU...	480.01 · Resid...		340.00	-3,740.00
General Journal	12/31/2018	19010...		AGRICULTU...	480.01 · Resid...		340.00	-4,080.00
Total 481.32 · Agriculture Heat Cust Chrg						0.00	4,080.00	-4,080.00

Fort Cobb Fuel Authority
General Ledger
As of December 31, 2018

Type	Date	Num	Name	Memo	Split	Debit	Credit	Balance
481.39 · Agriculture Heat PGA								0.00
General Journal	01/31/2018	180201			480.01 · Resid...		19,851.70	-19,851.70
General Journal	02/28/2018	180301		3/1/18 billing	480.01 · Resid...		8,846.55	-28,698.25
General Journal	03/31/2018	180401		4/1/18 billing	480.01 · Resid...		7,127.56	-35,825.81
General Journal	04/30/2018	180501		5/1/18 billing	480.01 · Resid...		4,453.80	-40,279.61
General Journal	05/31/2018	180531		AGRICULTU...	480.01 · Resid...		865.97	-41,145.58
General Journal	05/31/2018	18053...		AGRICULTU...	480.01 · Resid...	0.00		-41,145.58
General Journal	06/30/2018	18063...		AGRICULTU...	480.01 · Resid...		626.50	-41,772.08
General Journal	07/31/2018	18080...		AGRICULTU...	480.01 · Resid...		684.91	-42,456.99
General Journal	08/01/2018	18080...		Ronald Ardoin...	481.31 · Agricu...	0.56		-42,456.43
General Journal	08/31/2018	18090...		AGRICULTU...	480.01 · Resid...		568.90	-43,025.33
General Journal	09/30/2018	18100...		AGRICULTU...	480.01 · Resid...		631.77	-43,657.10
General Journal	10/31/2018	18110...		AGRICULTU...	480.01 · Resid...		18,029.55	-61,686.65
General Journal	11/30/2018	18120...		AGRICULTU...	480.01 · Resid...		35,471.46	-97,158.11
General Journal	12/31/2018	19010...		AGRICULTU...	480.01 · Resid...		24,628.25	-121,786.36
Total 481.39 · Agriculture Heat PGA						0.56	121,786.92	-121,786.36
481.41 · Agricultural Power (IG) Tarrif								0.00
General Journal	01/31/2018	180201			480.01 · Resid...		2,023.34	-2,023.34
General Journal	01/31/2018	180201		MMA Adj	1243 · Custom...	23.91		-1,999.43
General Journal	02/28/2018	180301		Multi-Meter A...	1243 · Custom...	57.25		-1,942.18
General Journal	02/28/2018	180301		3/1/18 billing	480.01 · Resid...		2,357.67	-4,299.85
General Journal	03/31/2018	180331		Multi-Meter A...	1243 · Custom...	22.99		-4,276.86
General Journal	03/31/2018	180401		4/1/18 billing	480.01 · Resid...		1,598.22	-5,875.08
General Journal	04/30/2018	180430		Multi-Meter A...	1243 · Custom...	119.66		-5,755.42
General Journal	04/30/2018	180501		5/1/18 billing	480.01 · Resid...		4,271.49	-10,026.91
General Journal	05/31/2018	180531		AGRICULTU...	480.01 · Resid...		1,584.19	-11,611.10
General Journal	05/31/2018	18053...		AGRICULTU...	480.01 · Resid...	50.00		-11,561.10
General Journal	05/31/2018	18053...		Multi-Meter A...	1243 · Custom...	22.92		-11,538.18
General Journal	06/30/2018	18063...		Multi-Meter A...	1243 · Custom...	405.99		-11,132.19
General Journal	06/30/2018	18063...		AGRICULTU...	480.01 · Resid...		15,185.63	-26,317.82
General Journal	07/31/2018	18073...		Multi-Meter A...	1243 · Custom...	428.22		-25,889.60
General Journal	07/31/2018	18080...		AGRICULTU...	480.01 · Resid...		17,199.09	-43,088.69
General Journal	08/31/2018	18083...		Multi-Meter A...	1243 · Custom...	225.88		-42,862.81
General Journal	08/31/2018	18090...		AGRICULTU...	480.01 · Resid...		11,038.08	-53,900.89
General Journal	09/30/2018	18100...		AGRICULTU...	480.01 · Resid...		6,121.36	-60,022.25
General Journal	09/30/2018	18100...		Multi-Meter A...	1243 · Custom...	118.22		-59,904.03
General Journal	10/31/2018	18103...		Multi-Meter A...	1243 · Custom...	7.48		-59,896.55
General Journal	10/31/2018	18110...		AGRICULTU...	480.01 · Resid...		380.81	-60,277.36
General Journal	11/30/2018	18120...		AGRICULTU...	480.01 · Resid...		605.70	-60,883.06
General Journal	11/30/2018	18120...		Multi-Meter A...	1243 · Custom...	13.68		-60,869.38
General Journal	12/31/2018	19010...		AGRICULTU...	480.01 · Resid...		786.56	-61,655.94
General Journal	12/31/2018	19010...		Multi-Meter A...	1243 · Custom...	14.28		-61,641.66
Total 481.41 · Agricultural Power (IG) Tarrif						1,510.48	63,152.14	-61,641.66

Fort Cobb Fuel Authority
General Ledger
As of December 31, 2018

Type	Date	Num	Name	Memo	Split	Debit	Credit	Balance
481.42 · Agricultural Power Cust Chrg								0.00
General Journal	01/31/2018	180201			480.01 · Resid...		780.00	-780.00
General Journal	02/28/2018	180301		3/1/18 billing	480.01 · Resid...		780.00	-1,560.00
General Journal	03/31/2018	180401		4/1/18 billing	480.01 · Resid...		780.00	-2,340.00
General Journal	04/30/2018	180501		5/1/18 billing	480.01 · Resid...		780.00	-3,120.00
General Journal	05/31/2018	180531		AGRICULTU...	480.01 · Resid...		780.00	-3,900.00
General Journal	05/31/2018	18053...		AGRICULTU...	480.01 · Resid...	0.00		-3,900.00
General Journal	06/30/2018	18063...		AGRICULTU...	480.01 · Resid...		800.00	-4,700.00
General Journal	07/31/2018	18080...		AGRICULTU...	480.01 · Resid...		800.00	-5,500.00
General Journal	08/31/2018	18090...		AGRICULTU...	480.01 · Resid...		800.00	-6,300.00
General Journal	09/30/2018	18100...		AGRICULTU...	480.01 · Resid...		800.00	-7,100.00
General Journal	10/31/2018	18110...		AGRICULTU...	480.01 · Resid...		800.00	-7,900.00
General Journal	11/30/2018	18120...		AGRICULTU...	480.01 · Resid...		800.00	-8,700.00
General Journal	12/31/2018	19010...		AGRICULTU...	480.01 · Resid...		780.00	-9,480.00
Total 481.42 · Agricultural Power Cust Chrg						0.00	9,480.00	-9,480.00
481.49 · Agricultural Power (IG) PGA								0.00
General Journal	01/31/2018	180201			480.01 · Resid...		1,326.76	-1,326.76
General Journal	02/28/2018	180301		3/1/18 billing	480.01 · Resid...		1,524.82	-2,851.58
General Journal	03/31/2018	180401		4/1/18 billing	480.01 · Resid...		970.64	-3,822.22
General Journal	04/30/2018	180501		5/1/18 billing	480.01 · Resid...		2,664.69	-6,486.91
General Journal	05/31/2018	180531		AGRICULTU...	480.01 · Resid...		974.37	-7,461.28
General Journal	05/31/2018	18053...		AGRICULTU...	480.01 · Resid...	0.00		-7,461.28
General Journal	06/30/2018	18063...		AGRICULTU...	480.01 · Resid...		9,566.32	-17,027.60
General Journal	07/31/2018	18080...		AGRICULTU...	480.01 · Resid...		11,446.87	-28,474.47
General Journal	08/31/2018	18090...		AGRICULTU...	480.01 · Resid...		7,299.81	-35,774.28
General Journal	09/30/2018	18100...		AGRICULTU...	480.01 · Resid...		4,003.08	-39,777.36
General Journal	10/31/2018	18110...		AGRICULTU...	480.01 · Resid...		229.79	-40,007.15
General Journal	11/30/2018	18120...		AGRICULTU...	480.01 · Resid...		374.59	-40,381.74
General Journal	12/31/2018	19010...		AGRICULTU...	480.01 · Resid...		469.73	-40,851.47
Total 481.49 · Agricultural Power (IG) PGA						0.00	40,851.47	-40,851.47
482.01 · Government Tariff								0.00
Total 482.01 · Government Tariff								0.00
482.02 · Government Cust Chrg								0.00
Total 482.02 · Government Cust Chrg								0.00
482.09 · Government PGA								0.00
Total 482.09 · Government PGA								0.00
480 · Customer Classes - Other								0.00
Total 480 · Customer Classes - Other								0.00
Total 480 · Customer Classes						8,378.45	2,448,803.96	-2,440,425.51

Fort Cobb Fuel Authority
General Ledger
As of December 31, 2018

Type	Date	Num	Name	Memo	Split	Debit	Credit	Balance
488 · Penalties & service charges								0.00
Deposit	01/02/2018		Fort Cobb Fuel Auth...	1 Adv DisCon...	1107 · Checkin...		50.00	-50.00
Deposit	01/03/2018		Fort Cobb Fuel Auth...	2 adv DisCon...	1107 · Checkin...		50.00	-100.00
Deposit	01/03/2018		Fort Cobb Fuel Auth...	2 Adv DisCon...	1125 · Deposit ...		50.00	-150.00
General Journal	01/03/2018	180103		Brenda Howa...	1243 · Custom...		50.00	-200.00
General Journal	01/03/2018	171233		Ashley Green...	1121 · Deposit ...		50.00	-250.00
General Journal	01/04/2018	180102		Sharon Yaco...	1243 · Custom...		50.00	-300.00
Deposit	01/09/2018		Fort Cobb Fuel Auth...	6 Adv DisCon...	1126 · Deposit ...		50.00	-350.00
Deposit	01/11/2018		Fort Cobb Fuel Auth...	8 Adv DisCon...	1125 · Deposit ...		50.00	-400.00
Deposit	01/11/2018		Fort Cobb Fuel Auth...	8 Adv DisCon...	1125 · Deposit ...		50.00	-450.00
Deposit	01/16/2018		Fort Cobb Fuel Auth...	11 Adv DisCo...	1122 · Deposit ...		50.00	-500.00
Deposit	01/17/2018		Fort Cobb Fuel Auth...	12 Adv DisCo...	1121 · Deposit ...		50.00	-550.00
General Journal	01/18/2018	180104		Paul King Adv...	1243 · Custom...		50.00	-600.00
Deposit	01/19/2018		Fort Cobb Fuel Auth...	14 Adv DisCo...	1107 · Checkin...		50.00	-650.00
General Journal	01/19/2018	180105		Shayla Jessie...	1243 · Custom...		50.00	-700.00
Deposit	01/22/2018		Fort Cobb Fuel Auth...	15 Adv DisCo...	1121 · Deposit ...		50.00	-750.00
Deposit	01/22/2018		Fort Cobb Fuel Auth...	15 Adv DisCo...	1126 · Deposit ...		50.00	-800.00
General Journal	01/22/2018	180106		Donita Bryant...	1243 · Custom...		50.00	-850.00
General Journal	01/22/2018	180107		Ann Dyer Adv...	1243 · Custom...		50.00	-900.00
General Journal	01/23/2018	180108		Erica Pippin ...	1243 · Custom...		50.00	-950.00
General Journal	01/24/2018	180109		Diane Baxter ...	1243 · Custom...		25.00	-975.00
General Journal	01/24/2018	180110		Crow Roost P...	1243 · Custom...		25.00	-1,000.00
Deposit	01/29/2018		Fort Cobb Fuel Auth...	20 Adv DisCo...	1121 · Deposit ...		50.00	-1,050.00
General Journal	01/31/2018	180201		penalty calcul...	1243 · Custom...		480.96	-1,530.96
General Journal	02/02/2018	180203		Peavler close ...	1243 · Custom...	1.88		-1,529.08
Deposit	02/05/2018		Fort Cobb Fuel Auth...	25 Ester Curti...	1107 · Checkin...		50.00	-1,579.08
Deposit	02/06/2018		Fort Cobb Fuel Auth...	25 Steve Cab...	1107 · Checkin...		50.00	-1,629.08
General Journal	02/06/2018	180221		Carnegie Coo...	2413 · Custom...		50.00	-1,679.08
General Journal	02/07/2018	180204		Wright, Hann...	1243 · Custom...		3.55	-1,682.63
General Journal	02/09/2018	180205		AG World, Co...	1243 · Custom...		100.00	-1,782.63
General Journal	02/16/2018	180216		John Wyatt R...	1107 · Checkin...		50.00	-1,832.63
Deposit	02/26/2018		Fort Cobb Fuel Auth...	40 Adv DisCo...	1107 · Checkin...		50.00	-1,882.63
General Journal	02/27/2018	180218		Pearcy adj	1243 · Custom...	3.56		-1,879.07
General Journal	02/28/2018	180301		penalty calcul...	1243 · Custom...		1,191.68	-3,070.75
General Journal	02/28/2018	180222		collection/rec...	1243 · Custom...		375.00	-3,445.75
General Journal	02/28/2018	180228		Brenda Edwar...	1126 · Deposit ...		50.00	-3,495.75
Deposit	03/06/2018		Fort Cobb Fuel Auth...	46 Adv DisCo...	1107 · Checkin...		50.00	-3,545.75
Deposit	03/06/2018		Fort Cobb Fuel Auth...	46 Adv DisCo...	1107 · Checkin...		50.00	-3,595.75
Deposit	03/07/2018		Fort Cobb Fuel Auth...	47 Adv DisCo...	1126 · Deposit ...		50.00	-3,645.75
Deposit	03/08/2018		Fort Cobb Fuel Auth...	48 Advance D...	1107 · Checkin...		50.00	-3,695.75
Deposit	03/12/2018		Fort Cobb Fuel Auth...	50 Adv DisCo...	1122 · Deposit ...		50.00	-3,745.75
Deposit	03/14/2018		Fort Cobb Fuel Auth...	52 Adv DisCo...	1107 · Checkin...		50.00	-3,795.75
Deposit	03/20/2018		Fort Cobb Fuel Auth...	56 Adv DisCo...	1121 · Deposit ...		50.00	-3,845.75
Deposit	03/20/2018		Fort Cobb Fuel Auth...	56 Adv DisCo...	1107 · Checkin...		50.00	-3,895.75
General Journal	03/21/2018	180321		Dwayne Harv...	1243 · Custom...		100.00	-3,995.75
General Journal	03/21/2018	180322		Dallas Horn - ...	1243 · Custom...		50.00	-4,045.75
General Journal	03/21/2018	180323		Meghann Rus...	1243 · Custom...		0.29	-4,046.04
General Journal	03/21/2018	180324		Green, Stewa...	1243 · Custom...	50.01		-3,996.03
Deposit	03/23/2018		Fort Cobb Fuel Auth...	59 ReConnec...	1107 · Checkin...		50.00	-4,046.03

Fort Cobb Fuel Authority
General Ledger
As of December 31, 2018

Type	Date	Num	Name	Memo	Split	Debit	Credit	Balance
Deposit	03/23/2018		Fort Cobb Fuel Auth...	59 ReConnec...	1107 · Checkin...		50.00	-4,096.03
Deposit	03/26/2018		Fort Cobb Fuel Auth...	60 Adv DisCo...	1107 · Checkin...		50.00	-4,146.03
Deposit	03/26/2018		Fort Cobb Fuel Auth...	60 Adv DisCo...	1107 · Checkin...		50.00	-4,196.03
Deposit	03/27/2018		Fort Cobb Fuel Auth...	61 ReConnec...	1122 · Deposit ...		50.00	-4,246.03
General Journal	03/27/2018	171232		David Mullins-...	1243 · Custom...		0.21	-4,246.24
General Journal	03/28/2018	180410		Richard Perry...	1243 · Custom...		50.00	-4,296.24
General Journal	03/29/2018	180409		Levine Harjo-...	1243 · Custom...		50.00	-4,346.24
General Journal	03/31/2018	180401		penalty calcul...	1243 · Custom...		779.01	-5,125.25
Deposit	04/02/2018		Fort Cobb Fuel Auth...	64 ReConnec...	1122 · Deposit ...		50.00	-5,175.25
Deposit	04/03/2018		Fort Cobb Fuel Auth...	65 Adv DisCo...	1107 · Checkin...		50.00	-5,225.25
General Journal	04/03/2018	180412		Barbara Woo...	1243 · Custom...		50.00	-5,275.25
Deposit	04/06/2018		Fort Cobb Fuel Auth...	68 Adv DisCo...	1121 · Deposit ...		50.00	-5,325.25
General Journal	04/10/2018	180403		Stanley Carpe...	1243 · Custom...		50.00	-5,375.25
General Journal	04/12/2018	180407		Roy Varnell Jr...	1243 · Custom...		50.00	-5,425.25
Deposit	04/18/2018		Fort Cobb Fuel Auth...	76 Adv DisCo...	1107 · Checkin...		50.00	-5,475.25
General Journal	04/19/2018	180506		Payment Coll...	1243 · Custom...		50.00	-5,525.25
General Journal	04/20/2018	180502		Alvarez Acct...	1243 · Custom...		50.00	-5,575.25
Deposit	04/24/2018		Fort Cobb Fuel Auth...	80 Adv DisCo...	1125 · Deposit ...		50.00	-5,625.25
Deposit	04/25/2018		Fort Cobb Fuel Auth...	81 ReConnec...	1107 · Checkin...		50.00	-5,675.25
Deposit	04/25/2018		Fort Cobb Fuel Auth...	81 Adv DisCo...	1122 · Deposit ...		50.00	-5,725.25
Deposit	04/26/2018		Fort Cobb Fuel Auth...	82 ReConnec...	1107 · Checkin...		50.00	-5,775.25
General Journal	04/26/2018	180503		Edmonds Acc...	1243 · Custom...		50.00	-5,825.25
Deposit	04/27/2018		Fort Cobb Fuel Auth...	83 ReConnec...	1107 · Checkin...		50.00	-5,875.25
General Journal	04/30/2018	180501		penalty calcul...	1243 · Custom...		926.69	-6,801.94
Deposit	05/01/2018		Fort Cobb Fuel Auth...	85 Adv DisCo...	1107 · Checkin...		50.00	-6,851.94
Deposit	05/02/2018		Fort Cobb Fuel Auth...	86 Adv DisCo...	1125 · Deposit ...		50.00	-6,901.94
Deposit	05/02/2018		Fort Cobb Fuel Auth...	86 Adv DisCo...	1125 · Deposit ...		50.00	-6,951.94
General Journal	05/04/2018	180504		Compton Acct...	1243 · Custom...		50.00	-7,001.94
Deposit	05/07/2018		Fort Cobb Fuel Auth...	89 Adv DisCo...	1107 · Checkin...		50.00	-7,051.94
Deposit	05/07/2018		Fort Cobb Fuel Auth...	89 ReConnec...	1107 · Checkin...		50.00	-7,101.94
Deposit	05/07/2018		Fort Cobb Fuel Auth...	89 ReConnec...	1126 · Deposit ...		50.00	-7,151.94
Deposit	05/08/2018		Fort Cobb Fuel Auth...	90 Adv DisCo...	1122 · Deposit ...		50.00	-7,201.94
Deposit	05/09/2018		Fort Cobb Fuel Auth...	91 Adv DisCo...	1125 · Deposit ...		50.00	-7,251.94
General Journal	05/15/2018	18051...		Marta Maldon...	1121 · Deposit ...		50.00	-7,301.94
General Journal	05/15/2018	180515		Montgomery, ...	1107 · Checkin...		50.00	-7,351.94
General Journal	05/16/2018	180216		Majel Bowma...	1107 · Checkin...		50.00	-7,401.94
Deposit	05/17/2018	ACH	Fort Cobb Fuel Auth...	Reconnect Fe...	1107 · Checkin...		50.00	-7,451.94
Deposit	05/22/2018		Fort Cobb Fuel Auth...	99 Adv DisCo...	1107 · Checkin...		50.00	-7,501.94
General Journal	05/22/2018	18052...		Cross Acct. #...	1243 · Custom...		50.00	-7,551.94
General Journal	05/22/2018	180522		Krystal Moral...	1107 · Checkin...		50.00	-7,601.94
Deposit	05/24/2018		Fort Cobb Fuel Auth...	101 Collectio...	1107 · Checkin...		25.00	-7,626.94
General Journal	05/24/2018	18052...		Helderman A...	1243 · Custom...		50.00	-7,676.94
General Journal	05/24/2018	18052...		Muro Acct # 0...	1243 · Custom...		50.00	-7,726.94
Deposit	05/25/2018		Fort Cobb Fuel Auth...	102 Adv DisC...	1107 · Checkin...		50.00	-7,776.94
Deposit	05/25/2018		Fort Cobb Fuel Auth...	102 Adv DisC...	1126 · Deposit ...		50.00	-7,826.94
General Journal	05/25/2018	18052...		Goodman Ac...	1243 · Custom...		50.00	-7,876.94
Deposit	05/29/2018		Fort Cobb Fuel Auth...	103 Adv DisC...	1107 · Checkin...		50.00	-7,926.94
General Journal	05/29/2018	18053...		Wood Acct # ...	1243 · Custom...		100.00	-8,026.94
General Journal	05/31/2018	18050...		penalty calcul...	1243 · Custom...		630.52	-8,657.46

Fort Cobb Fuel Authority
General Ledger
As of December 31, 2018

Type	Date	Num	Name	Memo	Split	Debit	Credit	Balance
General Journal	06/04/2018	18060...		Donna Moore ...	1243 · Custom...		50.00	-8,707.46
Deposit	06/08/2018		Fort Cobb Fuel Auth...	111 Adv DisC...	1107 · Checkin...		50.00	-8,757.46
Deposit	06/08/2018		Fort Cobb Fuel Auth...	111 Adv DisC...	1122 · Deposit ...		50.00	-8,807.46
Deposit	06/11/2018		Fort Cobb Fuel Auth...	112 Adv DisC...	1107 · Checkin...		50.00	-8,857.46
Deposit	06/11/2018		Fort Cobb Fuel Auth...	112 ReConne...	1107 · Checkin...		50.00	-8,907.46
Deposit	06/11/2018		Fort Cobb Fuel Auth...	112 ReConne...	1107 · Checkin...		50.00	-8,957.46
Deposit	06/12/2018		Fort Cobb Fuel Auth...	113 Adv DisC...	1107 · Checkin...		50.00	-9,007.46
Deposit	06/19/2018		Fort Cobb Fuel Auth...	118 Adv DisC...	1125 · Deposit ...		50.00	-9,057.46
General Journal	06/20/2018	180620		pending docu...	1107 · Checkin...		50.00	-9,107.46
Deposit	06/21/2018		Fort Cobb Fuel Auth...	120 Adv DisC...	1107 · Checkin...		50.00	-9,157.46
Deposit	06/21/2018		Fort Cobb Fuel Auth...	120 adv DisC...	1126 · Deposit ...		50.00	-9,207.46
General Journal	06/21/2018	18062...		Shana Lierle ...	1243 · Custom...		50.00	-9,257.46
Deposit	06/26/2018		Fort Cobb Fuel Auth...	123 Adv DisC...	1121 · Deposit ...		50.00	-9,307.46
General Journal	06/30/2018	18063...		penalty calcul...	1243 · Custom...		675.42	-9,982.88
Deposit	07/02/2018		Fort Cobb Fuel Auth...	127 ReConne...	1181 · Money ...		50.00	-10,032.88
Deposit	07/02/2018		Fort Cobb Fuel Auth...	127 Adv DisC...	1107 · Checkin...		50.00	-10,082.88
Deposit	07/03/2018		Fort Cobb Fuel Auth...	128 Adv DisC...	1107 · Checkin...		50.00	-10,132.88
Deposit	07/06/2018		Fort Cobb Fuel Auth...	130 Adv DisC...	1107 · Checkin...		50.00	-10,182.88
Check	07/10/2018	1766	Carol Smith	Carol Smith A...	1107 · Checkin...	50.00		-10,132.88
General Journal	07/10/2018	18071...		Karla Heath A...	1243 · Custom...		25.00	-10,157.88
General Journal	07/11/2018	18071...		Janie Tipps A...	1243 · Custom...	9.13		-10,148.75
Deposit	07/11/2018		Fort Cobb Fuel Auth...	133 Adv DisC...	1121 · Deposit ...		50.00	-10,198.75
General Journal	07/12/2018	18071...		Hernandez Ac...	1243 · Custom...		50.00	-10,248.75
General Journal	07/13/2018	18071...		Binger Free F...	-SPLIT-	0.22		-10,248.53
Deposit	07/17/2018		Fort Cobb Fuel Auth...	136 ReConne...	1107 · Checkin...		50.00	-10,298.53
General Journal	07/20/2018	18080...		Richard Perry...	1243 · Custom...		50.00	-10,348.53
Deposit	07/24/2018		Fort Cobb Fuel Auth...	141 Adv DisC...	1122 · Deposit ...		50.00	-10,398.53
Deposit	07/24/2018		Fort Cobb Fuel Auth...	141 Adv DisC...	1122 · Deposit ...		50.00	-10,448.53
General Journal	07/25/2018	18080...		Highland Met...	1243 · Custom...	0.58		-10,447.95
Deposit	07/27/2018		Fort Cobb Fuel Auth...	143 Collectio...	1107 · Checkin...		25.00	-10,472.95
Deposit	07/27/2018		Fort Cobb Fuel Auth...	143 Collectio...	1107 · Checkin...		25.00	-10,497.95
Deposit	07/30/2018		Fort Cobb Fuel Auth...	143 Reconne...	1107 · Checkin...		50.00	-10,547.95
General Journal	07/30/2018	18080...		Stephens & J...	1243 · Custom...		150.00	-10,697.95
Deposit	07/31/2018		Fort Cobb Fuel Auth...	145 ReConne...	1107 · Checkin...		50.00	-10,747.95
General Journal	07/31/2018	18080...		penalty calcul...	1243 · Custom...		385.30	-11,133.25
Deposit	08/02/2018		Fort Cobb Fuel Auth...	148 ReConne...	1121 · Deposit ...		50.00	-11,183.25
Deposit	08/02/2018		Fort Cobb Fuel Auth...	148 Adv DisC...	1125 · Deposit ...		50.00	-11,233.25
Deposit	08/02/2018		Fort Cobb Fuel Auth...	148 Adv DisC...	1125 · Deposit ...		50.00	-11,283.25
General Journal	08/02/2018	18090...		Caddo Housin...	1243 · Custom...		50.00	-11,333.25
Deposit	08/03/2018		Fort Cobb Fuel Auth...	149 Adv DisC...	1107 · Checkin...		50.00	-11,383.25
Deposit	08/08/2018		Fort Cobb Fuel Auth...	152 Adv DisC...	1125 · Deposit ...		50.00	-11,433.25
General Journal	08/14/2018	18081...		Proctor Acct. ...	1243 · Custom...		50.00	-11,483.25
Deposit	08/16/2018		Fort Cobb Fuel Auth...	157 ReConne...	1107 · Checkin...		50.00	-11,533.25
Deposit	08/17/2018	8581	Fort Cobb Fuel Auth...	159 Adv DisC...	1107 · Checkin...		50.00	-11,583.25
General Journal	08/17/2018	18081...		Caddo Housin...	1243 · Custom...		50.00	-11,633.25
Deposit	08/20/2018		Fort Cobb Fuel Auth...	160 Adv DisC...	1107 · Checkin...		50.00	-11,683.25
Deposit	08/24/2018		Fort Cobb Fuel Auth...	164 Adv DisC...	1121 · Deposit ...		50.00	-11,733.25
Deposit	08/27/2018		Fort Cobb Fuel Auth...	165 ReConne...	1107 · Checkin...		50.00	-11,783.25
General Journal	08/27/2018	18083...		Patterson Acc...	1243 · Custom...		100.00	-11,883.25

Fort Cobb Fuel Authority
General Ledger
As of December 31, 2018

Type	Date	Num	Name	Memo	Split	Debit	Credit	Balance
General Journal	08/31/2018	18090...		penalty calcul...	1243 · Custom...		258.65	-12,141.90
Deposit	09/04/2018		Fort Cobb Fuel Auth...	170 James H...	1107 · Checkin...		50.00	-12,191.90
Deposit	09/05/2018		Fort Cobb Fuel Auth...	171 Adv DIsC...	1107 · Checkin...		50.00	-12,241.90
Deposit	09/05/2018		Fort Cobb Fuel Auth...	171 Adv DisC...	1107 · Checkin...		50.00	-12,291.90
Deposit	09/05/2018		Fort Cobb Fuel Auth...	171 Adv DisC...	1107 · Checkin...		50.00	-12,341.90
Deposit	09/10/2018		Fort Cobb Fuel Auth...	174 Adv DisC...	1107 · Checkin...		50.00	-12,391.90
Deposit	09/11/2018		Fort Cobb Fuel Auth...	175 Adv DisC...	1125 · Deposit ...		50.00	-12,441.90
Deposit	09/12/2018		Fort Cobb Fuel Auth...	175 Adv DisC...	1107 · Checkin...		50.00	-12,491.90
Deposit	09/13/2018		Fort Cobb Fuel Auth...	177 Adv ReC...	1122 · Deposit ...		50.00	-12,541.90
Deposit	09/14/2018		Fort Cobb Fuel Auth...	178 ReConne...	1107 · Checkin...		50.00	-12,591.90
General Journal	09/14/2018	18091...		Odie Tackett ...	1243 · Custom...		50.00	-12,641.90
General Journal	09/14/2018	18091...		Judy Elizondo...	1243 · Custom...		25.00	-12,666.90
General Journal	09/20/2018	18100...		Steven Cabee...	1243 · Custom...	19.37		-12,647.53
Deposit	09/24/2018		Fort Cobb Fuel Auth...	182 Adv DisC...	1107 · Checkin...		50.00	-12,697.53
Deposit	09/28/2018		Fort Cobb Fuel Auth...	186 ReConne...	1107 · Checkin...		50.00	-12,747.53
Deposit	09/28/2018		Fort Cobb Fuel Auth...	188 Adv DisC...	1121 · Deposit ...		50.00	-12,797.53
General Journal	09/30/2018	18100...		penalty calcul...	1243 · Custom...		307.58	-13,105.11
General Journal	10/01/2018	18100...		Reconnect Fe...	1243 · Custom...		200.00	-13,305.11
Deposit	10/03/2018	1044	Fort Cobb Fuel Auth...	189 Adv DisC...	1107 · Checkin...		50.00	-13,355.11
Deposit	10/08/2018		Fort Cobb Fuel Auth...	194 Adv DIsC...	1122 · Deposit ...		50.00	-13,405.11
Deposit	10/09/2018		Fort Cobb Fuel Auth...	194 Adv DisC...	1107 · Checkin...		50.00	-13,455.11
Deposit	10/11/2018		Fort Cobb Fuel Auth...	195 Adv DisC...	1107 · Checkin...		50.00	-13,505.11
Deposit	10/11/2018		Fort Cobb Fuel Auth...	195 Adv DisC...	1107 · Checkin...		50.00	-13,555.11
Deposit	10/11/2018		Fort Cobb Fuel Auth...	198 Adv DIsC...	1107 · Checkin...		50.00	-13,605.11
General Journal	10/12/2018	18101...		Lucinda Gree...	1243 · Custom...		146.46	-13,751.57
Deposit	10/15/2018		Fort Cobb Fuel Auth...	199 Adv DisC...	1107 · Checkin...		50.00	-13,801.57
Deposit	10/16/2018		Fort Cobb Fuel Auth...	199 Connect ...	1107 · Checkin...		50.00	-13,851.57
Deposit	10/16/2018		Fort Cobb Fuel Auth...	199 ReConne...	1107 · Checkin...		50.00	-13,901.57
Deposit	10/17/2018		Fort Cobb Fuel Auth...	201 Adv DisC...	1125 · Deposit ...		50.00	-13,951.57
Deposit	10/17/2018		Fort Cobb Fuel Auth...	201 Adv DIsC...	1125 · Deposit ...		50.00	-14,001.57
Deposit	10/17/2018		Fort Cobb Fuel Auth...	201 Adv DIsC...	1125 · Deposit ...		50.00	-14,051.57
Deposit	10/17/2018		Fort Cobb Fuel Auth...	201 Adv DIsC...	1125 · Deposit ...		50.00	-14,101.57
Deposit	10/17/2018		Fort Cobb Fuel Auth...	201 Adv DisC...	1125 · Deposit ...		50.00	-14,151.57
General Journal	10/18/2018	180620		Engie insight ...	1107 · Checkin...		50.00	-14,201.57
Deposit	10/18/2018		Fort Cobb Fuel Auth...	214 Adv DisC...	1126 · Deposit ...		50.00	-14,251.57
Deposit	10/18/2018		Fort Cobb Fuel Auth...	ReConnect F...	1126 · Deposit ...		50.00	-14,301.57
Deposit	10/19/2018		Fort Cobb Fuel Auth...	201 Adv DisC...	1107 · Checkin...		50.00	-14,351.57
Deposit	10/22/2018		Fort Cobb Fuel Auth...	202 ReConne...	1107 · Checkin...		50.00	-14,401.57
Deposit	10/23/2018	141	Fort Cobb Fuel Auth...	204 Adv DisC...	1107 · Checkin...		50.00	-14,451.57
General Journal	10/25/2018	18120...		Brett Holder A...	1243 · Custom...	1.02		-14,450.55
Deposit	10/29/2018	1157	Fort Cobb Fuel Auth...	208 Adv DisC...	1107 · Checkin...		50.00	-14,500.55
Deposit	10/29/2018		Fort Cobb Fuel Auth...	209 Adv DisC...	1121 · Deposit ...		50.00	-14,550.55
Deposit	10/30/2018		Fort Cobb Fuel Auth...	209 ReConne...	1107 · Checkin...		50.00	-14,600.55
Deposit	10/30/2018		Fort Cobb Fuel Auth...	209 ReConne...	1107 · Checkin...		50.00	-14,650.55
General Journal	10/30/2018	18110...		Adjustment to...	1243 · Custom...	8.24		-14,642.31
Deposit	10/31/2018	3004	Fort Cobb Fuel Auth...	210 ReConne...	1107 · Checkin...		50.00	-14,692.31
Deposit	10/31/2018		Fort Cobb Fuel Auth...	211 Adv DisC...	1125 · Deposit ...		50.00	-14,742.31
Deposit	10/31/2018		Fort Cobb Fuel Auth...	211 Adv DisC...	1125 · Deposit ...		50.00	-14,792.31
Deposit	10/31/2018		Fort Cobb Fuel Auth...	211 Adv DisC...	1125 · Deposit ...		50.00	-14,842.31

Fort Cobb Fuel Authority
General Ledger
As of December 31, 2018

Type	Date	Num	Name	Memo	Split	Debit	Credit	Balance
General Journal	10/31/2018	18110...		penalty calcul...	1243 · Custom...		218.91	-15,061.22
General Journal	10/31/2018	18110...		Reconnect Fe...	-SPLIT-		100.00	-15,161.22
General Journal	10/31/2018	18110...		Adv. Dis Fees...	488 · Penalties...		100.00	-15,261.22
Deposit	11/01/2018		Fort Cobb Fuel Auth...	210 Adv DisC...	1107 · Checkin...		50.00	-15,311.22
Deposit	11/01/2018		Fort Cobb Fuel Auth...	212 ReConne...	1121 · Deposit ...		50.00	-15,361.22
Deposit	11/02/2018		Fort Cobb Fuel Auth...	211 Adv DisC...	1107 · Checkin...		50.00	-15,411.22
Deposit	11/05/2018		Fort Cobb Fuel Auth...	213 adv DisC...	1107 · Checkin...		50.00	-15,461.22
Deposit	11/05/2018		Fort Cobb Fuel Auth...	214 Adv DisC...	1181 · Money ...		50.00	-15,511.22
Deposit	11/06/2018		Fort Cobb Fuel Auth...	215 Adv DisC...	1121 · Deposit ...		50.00	-15,561.22
Deposit	11/09/2018	1015	Fort Cobb Fuel Auth...	218 Adv DisC...	1107 · Checkin...		50.00	-15,611.22
Deposit	11/09/2018		Fort Cobb Fuel Auth...	218 Adv DisC...	1121 · Deposit ...		50.00	-15,661.22
Deposit	11/09/2018		Fort Cobb Fuel Auth...	218 Adv DisC...	1122 · Deposit ...		50.00	-15,711.22
Deposit	11/13/2018		Fort Cobb Fuel Auth...	219 Adv DisC...	1107 · Checkin...		50.00	-15,761.22
Deposit	11/14/2018	20535	Fort Cobb Fuel Auth...	221 Adv DisC...	1107 · Checkin...		50.00	-15,811.22
Deposit	11/14/2018		Fort Cobb Fuel Auth...	221 Adv DIsC...	1121 · Deposit ...		50.00	-15,861.22
Deposit	11/15/2018		Fort Cobb Fuel Auth...	222 ReConne...	1181 · Money ...		50.00	-15,911.22
Deposit	11/15/2018		Fort Cobb Fuel Auth...	238 Adv DIsC...	1126 · Deposit ...		50.00	-15,961.22
Deposit	11/19/2018		Fort Cobb Fuel Auth...	223 Adv DisC...	1107 · Checkin...		50.00	-16,011.22
Deposit	11/19/2018		Fort Cobb Fuel Auth...	224 Adv DIsC...	1122 · Deposit ...		50.00	-16,061.22
Check	11/20/2018	1822	Jessica Cox	Jessica Cox-...	1107 · Checkin...	50.00		-16,011.22
Deposit	11/27/2018		Fort Cobb Fuel Auth...	228 Adv DisC...	1125 · Deposit ...		50.00	-16,061.22
General Journal	11/30/2018	18120...		penalty calcul...	1243 · Custom...		274.28	-16,335.50
General Journal	11/30/2018	18120...		Reconnect Fe...	-SPLIT-		50.00	-16,385.50
General Journal	11/30/2018	18120...		Adv. Disconn...	488 · Penalties...		200.00	-16,585.50
Deposit	12/04/2018		Fort Cobb Fuel Auth...	233 Adv DisC...	1122 · Deposit ...		50.00	-16,635.50
Deposit	12/05/2018		Fort Cobb Fuel Auth...	234 Adv DIsC...	1122 · Deposit ...		50.00	-16,685.50
Deposit	12/07/2018		Fort Cobb Fuel Auth...	234 Adv DIsC...	1107 · Checkin...		50.00	-16,735.50
Deposit	12/10/2018	527497	Fort Cobb Fuel Auth...	237 Adv DisC...	1107 · Checkin...		50.00	-16,785.50
Deposit	12/14/2018		Fort Cobb Fuel Auth...	241 Adv DIsC...	1107 · Checkin...		50.00	-16,835.50
General Journal	12/20/2018	19010...		Reverse Cust...	1243 · Custom...	51.28		-16,784.22
Deposit	12/24/2018		Fort Cobb Fuel Auth...	247 ReConne...	1107 · Checkin...		50.00	-16,834.22
Deposit	12/28/2018	2178	Fort Cobb Fuel Auth...	250 Collectio...	1107 · Checkin...		25.00	-16,859.22
Deposit	12/31/2018		Fort Cobb Fuel Auth...	249 ReConne...	1107 · Checkin...		50.00	-16,909.22
General Journal	12/31/2018	19010...		penalty calcul...	1243 · Custom...		649.69	-17,558.91
General Journal	12/31/2018	19010...		Adv. Dis, Pay...	1243 · Custom...		375.00	-17,933.91
Total 488 · Penalties & service charges						245.29	18,179.20	-17,933.91

Fort Cobb Fuel Authority
General Ledger
As of December 31, 2018

Type	Date	Num	Name	Memo	Split	Debit	Credit	Balance
494 · Interdepartment Rent								0.00
494.15 · IDR Kentucky								0.00
Invoice	01/01/2018	1801K...	Navitas KY NG LLC	January Offic...	1253 · Other		118.00	-118.00
Invoice	02/01/2018	1802K...	Navitas KY NG LLC	February Offi...	1253 · Other		118.00	-236.00
Invoice	03/01/2018	1803K...	Navitas KY NG LLC	March Office ...	1253 · Other		118.00	-354.00
Invoice	04/01/2018	1804K...	Navitas KY NG LLC	April Office R...	1253 · Other		118.00	-472.00
Invoice	05/01/2018	1805K...	Navitas KY NG LLC	May Office R...	1253 · Other		118.00	-590.00
Invoice	06/01/2018	1806K...	Navitas KY NG LLC	June Office R...	1253 · Other		118.00	-708.00
Invoice	07/01/2018	1807K...	Navitas KY NG LLC	Jul Office Ren...	1253 · Other		118.00	-826.00
Invoice	08/01/2018	1808K...	Navitas KY NG LLC	Aug Office Re...	1253 · Other		118.00	-944.00
Invoice	09/01/2018	1809K...	Navitas KY NG LLC	Sep Office Re...	1253 · Other		118.00	-1,062.00
Invoice	10/01/2018	1810K...	Navitas KY NG LLC	Oct Office Re...	1253 · Other		118.00	-1,180.00
Invoice	11/01/2018	1811K...	Navitas KY NG LLC	Nov Office Re...	1253 · Other		118.00	-1,298.00
Invoice	12/01/2018	1812K...	Navitas KY NG LLC	Dec Office Re...	1253 · Other		118.00	-1,416.00
Total 494.15 · IDR Kentucky						0.00	1,416.00	-1,416.00
494.16 · IDR Tennessee								0.00
Invoice	01/01/2018	1801T...	Navitas TN NG LLC	January Eakly...	1253 · Other		394.00	-394.00
Invoice	02/01/2018	1802T...	Navitas TN NG LLC	February Eakl...	1253 · Other		394.00	-788.00
Invoice	03/01/2018	1803T...	Navitas TN NG LLC	March Eakly ...	1253 · Other		394.00	-1,182.00
Invoice	04/01/2018	1804T...	Navitas TN NG LLC	April Eakly Of...	1253 · Other		394.00	-1,576.00
Invoice	05/01/2018	1805T...	Navitas TN NG LLC	May Eakly Off...	1253 · Other		394.00	-1,970.00
Invoice	06/01/2018	1806T...	Navitas TN NG LLC	June Eakly Of...	1253 · Other		394.00	-2,364.00
Invoice	07/01/2018	1807T...	Navitas TN NG LLC	Jul Eakly Offi...	1253 · Other		394.00	-2,758.00
Invoice	08/01/2018	1808T...	Navitas TN NG LLC	Aug Eakly Off...	1253 · Other		394.00	-3,152.00
Invoice	09/01/2018	1809T...	Navitas TN NG LLC	Sep Eakly Off...	1253 · Other		394.00	-3,546.00
Invoice	10/01/2018	1810T...	Navitas TN NG LLC	Oct Eakly Offi...	1253 · Other		394.00	-3,940.00
Invoice	11/01/2018	1811T...	Navitas TN NG LLC	Nov Eakly Off...	1253 · Other		394.00	-4,334.00
Invoice	12/01/2018	1812T...	Navitas TN NG LLC	Dec Eakly Off...	1253 · Other		394.00	-4,728.00
Total 494.16 · IDR Tennessee						0.00	4,728.00	-4,728.00
494.28 · IDR Texas								0.00
Invoice	01/01/2018	1801T...	Navitas Utility Texas...	January Eakly...	1253 · Other		1.00	-1.00
Invoice	02/01/2018	1802T...	Navitas Utility Texas...	February Eakl...	1253 · Other		1.00	-2.00
Invoice	03/01/2018	1803T...	Navitas Utility Texas...	March Eakly ...	1253 · Other		1.00	-3.00
Invoice	04/01/2018	1804T...	Navitas Utility Texas...	April Eakly Of...	1253 · Other		1.00	-4.00
Invoice	05/01/2018	1805T...	Navitas Utility Texas...	May Eakly Off...	1253 · Other		1.00	-5.00
Invoice	06/01/2018	1806T...	Navitas Utility Texas...	June Eakly Of...	1253 · Other		1.00	-6.00
Invoice	07/01/2018	1807T...	Navitas Utility Texas...	July Eakly Off...	1253 · Other		1.00	-7.00
Invoice	08/01/2018	1808T...	Navitas Utility Texas...	Aug Eakly Off...	1253 · Other		1.00	-8.00
Invoice	09/01/2018	1809T...	Navitas Utility Texas...	Sep Eakly Off...	1253 · Other		1.00	-9.00
Invoice	10/01/2018	1810T...	Navitas Utility Texas...	Oct Eakly Offi...	1253 · Other		1.00	-10.00
Invoice	11/01/2018	1811T...	Navitas Utility Texas...	Nov Eakly Off...	1253 · Other		1.00	-11.00
Invoice	12/01/2018	1812T...	Navitas Utility Texas...	Dec Eakly Off...	1253 · Other		1.00	-12.00
Total 494.28 · IDR Texas						0.00	12.00	-12.00

Fort Cobb Fuel Authority
General Ledger
As of December 31, 2018

Type	Date	Num	Name	Memo	Split	Debit	Credit	Balance
494.46 · IDR Oklahoma								0.00
Invoice	01/01/2018	1801L...	Fort Cobb Fuel Auth...	January CA O...	1253 · Other		3,344.00	-3,344.00
Invoice	01/01/2018	1801...	Navitas OK3, LLC	January CA O...	1253 · Other		261.00	-3,605.00
Invoice	01/01/2018	1801...	Navitas Winstar	January CA O...	1253 · Other		36.00	-3,641.00
Invoice	02/01/2018	1802L...	Fort Cobb Fuel Auth...	February CA ...	1253 · Other		3,344.00	-6,985.00
Invoice	02/01/2018	1802...	Navitas OK3, LLC	February CA ...	1253 · Other		261.00	-7,246.00
Invoice	02/01/2018	1802...	Navitas Winstar	February CA ...	1253 · Other		36.00	-7,282.00
Invoice	03/01/2018	1803L...	Fort Cobb Fuel Auth...	March CA Offi...	1253 · Other		3,344.00	-10,626.00
Invoice	03/01/2018	1803...	Navitas OK3, LLC	March CA Offi...	1253 · Other		261.00	-10,887.00
Invoice	03/01/2018	1803...	Navitas Winstar	March CA Offi...	1253 · Other		36.00	-10,923.00
Invoice	04/01/2018	1804L...	Fort Cobb Fuel Auth...	April CA Offic...	1253 · Other		3,344.00	-14,267.00
Invoice	04/01/2018	1804...	Navitas OK3, LLC	April CA Offic...	1253 · Other		261.00	-14,528.00
Invoice	04/01/2018	1804...	Navitas Winstar	April CA Offic...	1253 · Other		36.00	-14,564.00
Invoice	05/01/2018	1805...	Navitas Winstar	May CA Offic...	1253 · Other		36.00	-14,600.00
Invoice	05/01/2018	1805L...	Fort Cobb Fuel Auth...	May CA Offic...	1253 · Other		3,344.00	-17,944.00
Invoice	05/01/2018	1805...	Navitas OK3, LLC	May CA Offic...	1253 · Other		261.00	-18,205.00
Invoice	06/01/2018	1806...	Navitas Winstar	June CA Offic...	1253 · Other		36.00	-18,241.00
Invoice	06/01/2018	1806L...	Fort Cobb Fuel Auth...	June CA Offic...	1253 · Other		3,344.00	-21,585.00
Invoice	06/01/2018	1806...	Navitas OK3, LLC	June CA Offic...	1253 · Other		261.00	-21,846.00
Invoice	07/01/2018	1807...	Navitas Winstar	July CA Offic...	1253 · Other		36.00	-21,882.00
Invoice	08/01/2018	1808...	Navitas Winstar	Aug CA Offic...	1253 · Other		36.00	-21,918.00
Invoice	09/01/2018	1809...	Navitas Winstar	Sep CA Offic...	1253 · Other		36.00	-21,954.00
Invoice	10/01/2018	1810...	Navitas Winstar	Oct CA Office...	1253 · Other		36.00	-21,990.00
Invoice	11/01/2018	1811...	Navitas Winstar	Nov CA Offic...	1253 · Other		36.00	-22,026.00
Invoice	12/01/2018	1812...	Navitas Winstar	Dec CA Offic...	1253 · Other		36.00	-22,062.00
Total 494.46 · IDR Oklahoma						0.00	22,062.00	-22,062.00
494 · Interdepartment Rent - Other								0.00
Total 494 · Interdepartment Rent - Other								0.00
Total 494 · Interdepartment Rent						0.00	28,218.00	-28,218.00
Revenue - Other								0.00
Total Revenue - Other								0.00
Total Revenue						418,780.85	2,929,971.27	-2,511,190.42
Cost of Goods Sold								0.00
5001 · Commodity purchase								0.00
Total 5001 · Commodity purchase								0.00
800 · Well Head Purchases								0.00
Total 800 · Well Head Purchases								0.00

Fort Cobb Fuel Authority
General Ledger
As of December 31, 2018

Type	Date	Num	Name	Memo	Split	Debit	Credit	Balance
804 · City Gate Purchases								0.00
Bill	01/31/2018	1801F...	Navitas Utility Corpo...		2233 · Other	44,116.00		44,116.00
Bill	02/28/2018	1802F...	Navitas Utility Corpo...		2233 · Other	104,413.00		148,529.00
Bill	03/31/2018	1803F...	Navitas Utility Corpo...		2233 · Other	76,153.00		224,682.00
Bill	04/30/2018	1804F...	Navitas Utility Corpo...		2233 · Other	35,912.00		260,594.00
Bill	05/31/2018	1805F...	Navitas Utility Corpo...		2233 · Other	45,797.00		306,391.00
Bill	06/30/2018	1806F...	Navitas Utility Corpo...		2233 · Other	32,780.00		339,171.00
Bill	07/31/2018	1807F...	Navitas Utility Corpo...		2233 · Other	20,390.00		359,561.00
Bill	08/31/2018	1808F...	Navitas Utility Corpo...		2233 · Other	33,653.00		393,214.00
Bill	09/30/2018	1809F...	Navitas Utility Corpo...		2233 · Other	27,116.00		420,330.00
Bill	10/31/2018	1810F...	Navitas Utility Corpo...		2233 · Other	34,413.00		454,743.00
Check	11/15/2018	1819	Navitas Utility Corpo...		1107 · Checkin...			454,743.00
Check	11/21/2018	1825	Navitas Utility Corpo...		1107 · Checkin...			454,743.00
Check	11/23/2018	1826	Navitas Utility Corpo...		1107 · Checkin...			454,743.00
Check	11/26/2018	1827	Navitas Utility Corpo...		1107 · Checkin...			454,743.00
Check	11/27/2018	1828	Navitas Utility Corpo...		1107 · Checkin...			454,743.00
Bill	11/30/2018	1811F...	Navitas Utility Corpo...		2233 · Other	26,073.00		480,816.00
Bill	12/31/2018	1812F...	Navitas Utility Corpo...		2233 · Other	99,094.00		579,910.00
Total 804 · City Gate Purchases						579,910.00	0.00	579,910.00
805 · Other Gas Purchases								0.00
Total 805 · Other Gas Purchases								0.00
812 · Gas used for Utility Operation								0.00
General Journal	01/01/2018	180101		Natural Gas B...	1243 · Custom...	620.34		620.34
General Journal	02/01/2018	180201		Natural Gas B...	1243 · Custom...	1,582.37		2,202.71
General Journal	03/01/2018	180301		Natural Gas B...	1243 · Custom...	1,122.65		3,325.36
General Journal	03/31/2018	180401		Natural Gas B...	1243 · Custom...	810.22		4,135.58
General Journal	04/30/2018	180501		Natural Gas B...	1243 · Custom...	555.58		4,691.16
General Journal	05/31/2018	18053...		Natural Gas B...	1243 · Custom...	110.25		4,801.41
General Journal	06/30/2018	18063...		Natural Gas B...	1243 · Custom...	86.02		4,887.43
General Journal	08/01/2018	18080...		Natural Gas B...	1243 · Custom...	90.19		4,977.62
General Journal	09/01/2018	18090...		Natural Gas B...	1243 · Custom...	86.13		5,063.75
General Journal	10/02/2018	18110...		Natural Gas B...	1243 · Custom...	83.45		5,147.20
General Journal	11/02/2018	18120...		Natural Gas B...	1243 · Custom...	223.48		5,370.68
General Journal	12/04/2018	18120...		Natural Gas B...	1243 · Custom...	689.08		6,059.76
Total 812 · Gas used for Utility Operation						6,059.76	0.00	6,059.76
813 · Other Gas Supply								0.00
Total 813 · Other Gas Supply								0.00

Fort Cobb Fuel Authority
General Ledger
As of December 31, 2018

Type	Date	Num	Name	Memo	Split	Debit	Credit	Balance
851 · Sys Cntrl & load dispatching								0.00
Bill	01/31/2018	1801F...	Navitas Utility Corpo...		2233 · Other	4,672.00		4,672.00
Bill	02/28/2018	1802F...	Navitas Utility Corpo...		2233 · Other	10,456.00		15,128.00
Bill	03/31/2018	1803F...	Navitas Utility Corpo...		2233 · Other	7,603.00		22,731.00
Bill	04/30/2018	1804F...	Navitas Utility Corpo...		2233 · Other	4,579.00		27,310.00
Bill	05/31/2018	1805F...	Navitas Utility Corpo...		2233 · Other	5,590.00		32,900.00
Bill	06/30/2018	1806F...	Navitas Utility Corpo...		2233 · Other	4,017.00		36,917.00
Bill	07/31/2018	1807F...	Navitas Utility Corpo...		2233 · Other	1,987.00		38,904.00
Bill	08/31/2018	1808F...	Navitas Utility Corpo...		2233 · Other	3,104.00		42,008.00
Bill	09/30/2018	1809F...	Navitas Utility Corpo...		2233 · Other	2,708.00		44,716.00
Bill	10/31/2018	1810F...	Navitas Utility Corpo...		2233 · Other	2,551.00		47,267.00
Check	11/15/2018	1819	Navitas Utility Corpo...		1107 · Checkin...			47,267.00
Check	11/21/2018	1825	Navitas Utility Corpo...		1107 · Checkin...			47,267.00
Check	11/23/2018	1826	Navitas Utility Corpo...		1107 · Checkin...			47,267.00
Check	11/26/2018	1827	Navitas Utility Corpo...		1107 · Checkin...			47,267.00
Check	11/27/2018	1828	Navitas Utility Corpo...		1107 · Checkin...			47,267.00
Bill	11/30/2018	1811F...	Navitas Utility Corpo...		2233 · Other	3,021.00		50,288.00
Bill	12/31/2018	1812F...	Navitas Utility Corpo...		2233 · Other	8,765.00		59,053.00
Total 851 · Sys Cntrl & load dispatching						59,053.00	0.00	59,053.00
Cost of Goods Sold - Other								0.00
Total Cost of Goods Sold - Other								0.00
Total Cost of Goods Sold						645,022.76	0.00	645,022.76
5098 · Deferred fuel cost								0.00
General Journal	03/31/2018	180331		Gas customer...	2501 · PGA lia...	68,038.00		68,038.00
General Journal	06/30/2018	180331		Gas customer...	2501 · PGA lia...	34,091.00		102,129.00
General Journal	09/30/2018	180331		Gas customer...	2501 · PGA lia...		47,830.00	54,299.00
General Journal	12/31/2018	180331		Gas customer...	2501 · PGA lia...		29,180.00	25,119.00
Total 5098 · Deferred fuel cost						102,129.00	77,010.00	25,119.00
Direct Costs								0.00
403 · Depreciation Expense								0.00
5999 · Depreciation								0.00
Total 5999 · Depreciation								0.00

Fort Cobb Fuel Authority
General Ledger
As of December 31, 2018

Type	Date	Num	Name	Memo	Split	Debit	Credit	Balance
403 · Depreciation Expense - Other								0.00
General Journal	01/31/2018	180131			1656 · A/D - Le...	16,684.75		16,684.75
General Journal	02/28/2018	180228			1656 · A/D - Le...	16,684.75		33,369.50
General Journal	03/31/2018	180331			1656 · A/D - Le...	16,685.61		50,055.11
General Journal	04/30/2018	180430			1656 · A/D - Le...	16,695.63		66,750.74
General Journal	05/31/2018	180531			1656 · A/D - Le...	16,687.88		83,438.62
General Journal	06/30/2018	180630			1656 · A/D - Le...	16,721.42		100,160.04
General Journal	07/31/2018	180731			1656 · A/D - Le...	16,721.09		116,881.13
General Journal	08/31/2018	180831			1656 · A/D - Le...	16,721.39		133,602.52
General Journal	09/30/2018	180930			1656 · A/D - Le...	16,721.42		150,323.94
General Journal	10/31/2018	181031			1656 · A/D - Le...	16,863.46		167,187.40
General Journal	11/30/2018	181130			1656 · A/D - Le...	16,863.48		184,050.88
General Journal	12/31/2018	181231			1656 · A/D - Le...	16,863.47		200,914.35
Total 403 · Depreciation Expense - Other						200,914.35	0.00	200,914.35
Total 403 · Depreciation Expense						200,914.35	0.00	200,914.35
407 · Other Amortization								0.00
6699 · Amortization								0.00
Total 6699 · Amortization								0.00
407 · Other Amortization - Other								0.00
General Journal	01/31/2018	180131			1656 · A/D - Le...	3,020.51		3,020.51
General Journal	02/28/2018	180228			1656 · A/D - Le...	2,762.86		5,783.37
General Journal	03/31/2018	180331			1656 · A/D - Le...	2,515.75		8,299.12
General Journal	04/30/2018	180430			1656 · A/D - Le...	2,457.35		10,756.47
General Journal	05/31/2018	180531			1656 · A/D - Le...	2,457.35		13,213.82
General Journal	06/30/2018	180630			1656 · A/D - Le...	2,457.35		15,671.17
General Journal	07/31/2018	180731			1656 · A/D - Le...	1,921.41		17,592.58
General Journal	08/31/2018	180831			1656 · A/D - Le...	1,921.51		19,514.09
General Journal	09/30/2018	180930			1656 · A/D - Le...	1,921.51		21,435.60
General Journal	10/31/2018	181031			1656 · A/D - Le...	1,921.51		23,357.11
General Journal	11/30/2018	181130			1656 · A/D - Le...	1,921.51		25,278.62
General Journal	12/31/2018	181231			1656 · A/D - Le...	1,754.85		27,033.47
Total 407 · Other Amortization - Other						27,033.47	0.00	27,033.47
Total 407 · Other Amortization						27,033.47	0.00	27,033.47
874 · Mains & Services								0.00
5928 · Field Services								0.00
5931 · Labor								0.00
Total 5931 · Labor								0.00
5932 · Equipment								0.00
Total 5932 · Equipment								0.00

Fort Cobb Fuel Authority
General Ledger
As of December 31, 2018

Type	Date	Num	Name	Memo	Split	Debit	Credit	Balance
5933 · Fuel Surcharge								0.00
Total 5933 · Fuel Surcharge								0.00
5928 · Field Services - Other								0.00
Total 5928 · Field Services - Other								0.00
Total 5928 · Field Services								0.00
874 · Mains & Services - Other								0.00
Bill	01/31/2018	1801F...	Navitas Utility Corpo...		2233 · Other	21,076.00		21,076.00
Bill	02/28/2018	1802F...	Navitas Utility Corpo...		2233 · Other	19,006.00		40,082.00
Bill	03/31/2018	1803F...	Navitas Utility Corpo...		2233 · Other	17,495.00		57,577.00
Bill	04/30/2018	1804F...	Navitas Utility Corpo...		2233 · Other	17,560.00		75,137.00
Bill	05/31/2018	1805F...	Navitas Utility Corpo...		2233 · Other	34,220.00		109,357.00
Bill	06/30/2018	1806F...	Navitas Utility Corpo...		2233 · Other	19,529.00		128,886.00
Bill	07/31/2018	1807F...	Navitas Utility Corpo...		2233 · Other	28,833.00		157,719.00
Bill	08/31/2018	1808F...	Navitas Utility Corpo...		2233 · Other	27,215.00		184,934.00
Bill	09/30/2018	1809F...	Navitas Utility Corpo...		2233 · Other	21,393.00		206,327.00
Bill	10/31/2018	1810F...	Navitas Utility Corpo...		2233 · Other	18,680.00		225,007.00
Check	11/23/2018	1826	Navitas Utility Corpo...		1107 · Checkin...			225,007.00
Bill	11/30/2018	1811F...	Navitas Utility Corpo...		2233 · Other	21,067.00		246,074.00
Bill	12/31/2018	1812F...	Navitas Utility Corpo...		2233 · Other	19,576.00		265,650.00
Total 874 · Mains & Services - Other						265,650.00	0.00	265,650.00
Total 874 · Mains & Services						265,650.00	0.00	265,650.00
887 · Maintenance of Mains								0.00
Bill	01/31/2018	1801F...	Navitas Utility Corpo...		2233 · Other	2,725.00		2,725.00
Bill	02/28/2018	1802F...	Navitas Utility Corpo...		2233 · Other	3,538.00		6,263.00
Bill	03/31/2018	1803F...	Navitas Utility Corpo...		2233 · Other	2,848.00		9,111.00
Bill	04/30/2018	1804F...	Navitas Utility Corpo...		2233 · Other	5,245.00		14,356.00
Bill	05/31/2018	1805F...	Navitas Utility Corpo...		2233 · Other		4,641.00	9,715.00
Bill	06/30/2018	1806F...	Navitas Utility Corpo...		2233 · Other	6,589.00		16,304.00
Bill	07/31/2018	1807F...	Navitas Utility Corpo...		2233 · Other	8,073.00		24,377.00
Bill	08/31/2018	1808F...	Navitas Utility Corpo...		2233 · Other	7,073.00		31,450.00
Bill	09/30/2018	1809F...	Navitas Utility Corpo...		2233 · Other	2,600.00		34,050.00
Bill	10/31/2018	1810F...	Navitas Utility Corpo...		2233 · Other	1,562.00		35,612.00
Check	11/15/2018	1819	Navitas Utility Corpo...		1107 · Checkin...			35,612.00
Check	11/21/2018	1825	Navitas Utility Corpo...		1107 · Checkin...			35,612.00
Check	11/23/2018	1826	Navitas Utility Corpo...		1107 · Checkin...			35,612.00
Check	11/26/2018	1827	Navitas Utility Corpo...		1107 · Checkin...			35,612.00
Check	11/27/2018	1828	Navitas Utility Corpo...		1107 · Checkin...			35,612.00
Bill	11/30/2018	1811F...	Navitas Utility Corpo...		2233 · Other	1,431.00		37,043.00
Bill	12/31/2018	1812F...	Navitas Utility Corpo...		2233 · Other	4,489.00		41,532.00
General Journal	12/31/2018	2018S...		Capitalize YE ...	-SPLIT-		129,880.00	-88,348.00
Total 887 · Maintenance of Mains						46,173.00	134,521.00	-88,348.00

Fort Cobb Fuel Authority
General Ledger
As of December 31, 2018

Type	Date	Num	Name	Memo	Split	Debit	Credit	Balance
893 · Maintenance of Meters								0.00
5923 · NUC - Asset billing								0.00
Total 5923 · NUC - Asset billing								0.00
893 · Maintenance of Meters - Other								0.00
Bill	01/31/2018	1801F...	Navitas Utility Corpo...		2233 · Other	3,429.00		3,429.00
Bill	02/28/2018	1802F...	Navitas Utility Corpo...		2233 · Other	3,285.00		6,714.00
Bill	03/31/2018	1803F...	Navitas Utility Corpo...		2233 · Other	3,496.00		10,210.00
Bill	04/30/2018	1804F...	Navitas Utility Corpo...		2233 · Other	4,384.00		14,594.00
Bill	05/31/2018	1805F...	Navitas Utility Corpo...		2233 · Other	5,635.00		20,229.00
Bill	06/30/2018	1806F...	Navitas Utility Corpo...		2233 · Other	5,306.00		25,535.00
Bill	07/31/2018	1807F...	Navitas Utility Corpo...		2233 · Other	5,937.00		31,472.00
Bill	08/31/2018	1808F...	Navitas Utility Corpo...		2233 · Other	5,982.00		37,454.00
Bill	09/30/2018	1809F...	Navitas Utility Corpo...		2233 · Other	5,063.00		42,517.00
Bill	10/31/2018	1810F...	Navitas Utility Corpo...		2233 · Other	4,975.00		47,492.00
Check	11/15/2018	1819	Navitas Utility Corpo...		1107 · Checkin...			47,492.00
Check	11/21/2018	1825	Navitas Utility Corpo...		1107 · Checkin...			47,492.00
Check	11/23/2018	1826	Navitas Utility Corpo...		1107 · Checkin...			47,492.00
Check	11/26/2018	1827	Navitas Utility Corpo...		1107 · Checkin...			47,492.00
Check	11/27/2018	1828	Navitas Utility Corpo...		1107 · Checkin...			47,492.00
Bill	11/30/2018	1811F...	Navitas Utility Corpo...		2233 · Other	4,899.00		52,391.00
Bill	12/31/2018	1812F...	Navitas Utility Corpo...		2233 · Other	5,915.00		58,306.00
Total 893 · Maintenance of Meters - Other						58,306.00	0.00	58,306.00
Total 893 · Maintenance of Meters						58,306.00	0.00	58,306.00
894 · Maintenance of Other Equipment								0.00
Total 894 · Maintenance of Other Equipment								0.00
Direct Costs - Other								0.00
Total Direct Costs - Other								0.00
Total Direct Costs						598,076.82	134,521.00	463,555.82
Indirect Costs								0.00
903 · Customer Records & Collection								0.00
6320 · Bank fees								0.00
Total 6320 · Bank fees								0.00
6399 · Reconciliation Discrepancies								0.00
Total 6399 · Reconciliation Discrepancies								0.00
6410 · Lic, permit, member								0.00
Total 6410 · Lic, permit, member								0.00
6412 · Postage-billing								0.00
Total 6412 · Postage-billing								0.00

Fort Cobb Fuel Authority
General Ledger
As of December 31, 2018

Type	Date	Num	Name	Memo	Split	Debit	Credit	Balance
6496 · Customer Discounts								0.00
Total 6496 · Customer Discounts								0.00
903 · Customer Records & Collection - Other								0.00
General Journal	01/02/2018	180102		To record ban...	1107 · Checkin...	425.91		425.91
Check	01/31/2018			Service Charge	1125 · Deposit ...	6.35		432.26
Check	01/31/2018			Service Charge	1122 · Deposit ...	5.00		437.26
Check	01/31/2018			Service Charge	1123 · Deposit ...	7.50		444.76
Bill	01/31/2018	1801F...	Navitas Utility Corpo...		2233 · Other	2,695.00		3,139.76
General Journal	02/02/2018	180202		To record ban...	1107 · Checkin...	537.10		3,676.86
General Journal	02/16/2018	180216		John Wyatt R...	1107 · Checkin...	7.00		3,683.86
Check	02/28/2018			Service Charge	1125 · Deposit ...	1.28		3,685.14
General Journal	02/28/2018	180228		Brenda Edwar...	1126 · Deposit ...	5.00		3,690.14
Check	02/28/2018			Service Charge	1123 · Deposit ...	7.50		3,697.64
Check	02/28/2018			Service Charge	1126 · Deposit ...	7.47		3,705.11
Bill	02/28/2018	1802F...	Navitas Utility Corpo...		2233 · Other	2,691.00		6,396.11
General Journal	03/02/2018	180302		To record ban...	1107 · Checkin...	863.15		7,259.26
Check	03/30/2018			Service Charge	1123 · Deposit ...	7.50		7,266.76
Check	03/31/2018			Service Charge	1126 · Deposit ...	7.67		7,274.43
Bill	03/31/2018	1803F...	Navitas Utility Corpo...		2233 · Other	2,733.00		10,007.43
General Journal	04/02/2018	180402		To record ban...	1107 · Checkin...	977.29		10,984.72
General Journal	04/05/2018	180405		Whitco Check...	1107 · Checkin...	86.82		11,071.54
Check	04/30/2018			Service Charge	1125 · Deposit ...	2.87		11,074.41
Check	04/30/2018			Service Charge	1123 · Deposit ...	7.50		11,081.91
Check	04/30/2018			Service Charge	1126 · Deposit ...	7.97		11,089.88
Bill	04/30/2018	1804F...	Navitas Utility Corpo...		2233 · Other	3,588.00		14,677.88
General Journal	05/02/2018	180502		To record ban...	1107 · Checkin...	656.87		15,334.75
General Journal	05/15/2018	180515		Montgomery, ...	1107 · Checkin...	7.00		15,341.75
General Journal	05/16/2018	180216		Majel Bowma...	1107 · Checkin...	7.00		15,348.75
General Journal	05/22/2018	180522		Krystal Moral...	1107 · Checkin...	7.00		15,355.75
General Journal	05/23/2018	180523		NSF Transfer ...		7.00		15,362.75
General Journal	05/29/2018	180529		NSF Transfer ...		29.00		15,391.75
Check	05/31/2018			Service Charge	1126 · Deposit ...	8.01		15,399.76
Check	05/31/2018			Service Charge	1123 · Deposit ...	7.50		15,407.26
Check	05/31/2018	ACH		Service Charge	1122 · Deposit ...	5.00		15,412.26
Check	05/31/2018			Service Charge	1125 · Deposit ...	4.19		15,416.45
Bill	05/31/2018	1805F...	Navitas Utility Corpo...		2233 · Other	2,198.00		17,614.45
General Journal	06/04/2018	180604		To record ban...	1107 · Checkin...	565.51		18,179.96
General Journal	06/20/2018	180620		pending docu...	1107 · Checkin...	7.00		18,186.96
Check	06/29/2018			Service Charge	1126 · Deposit ...	8.02		18,194.98
Check	06/30/2018			Service Charge	1125 · Deposit ...	5.03		18,200.01
Check	06/30/2018			Service Charge	1123 · Deposit ...	7.50		18,207.51
Bill	06/30/2018	1806F...	Navitas Utility Corpo...		2233 · Other	2,954.00		21,161.51
General Journal	07/02/2018	180702		To record ban...	1107 · Checkin...	403.73		21,565.24
Check	07/31/2018			Service Charge	1123 · Deposit ...	7.50		21,572.74
Check	07/31/2018			Service Charge	1125 · Deposit ...	8.03		21,580.77
Check	07/31/2018			Service Charge	1126 · Deposit ...	7.98		21,588.75
Bill	07/31/2018	1807F...	Navitas Utility Corpo...		2233 · Other	1,800.00		23,388.75
General Journal	08/02/2018	180802		To record ban...	1107 · Checkin...	662.88		24,051.63

Fort Cobb Fuel Authority
General Ledger
As of December 31, 2018

Type	Date	Num	Name	Memo	Split	Debit	Credit	Balance
Check	08/31/2018			Service Charge	1125 · Deposit ...	6.14		24,057.77
Check	08/31/2018			Service Charge	1122 · Deposit ...	5.00		24,062.77
Check	08/31/2018			Service Charge	1126 · Deposit ...	7.95		24,070.72
Check	08/31/2018			Service Charge	1123 · Deposit ...	7.50		24,078.22
Bill	08/31/2018	1808F...	Navitas Utility Corpo...		2233 · Other	3,350.00		27,428.22
General Journal	09/04/2018	180802		To record ban...	1107 · Checkin...	297.86		27,726.08
Check	09/28/2018			Service Charge	1126 · Deposit ...	7.91		27,733.99
Check	09/30/2018			Service Charge	1123 · Deposit ...	7.50		27,741.49
Check	09/30/2018			Service Charge	1125 · Deposit ...	6.98		27,748.47
Bill	09/30/2018	1809F...	Navitas Utility Corpo...		2233 · Other	1,707.00		29,455.47
General Journal	10/02/2018	181002		To record ban...	1107 · Checkin...	325.37		29,780.84
General Journal	10/18/2018	180620		Engie insight ...	1107 · Checkin...	7.00		29,787.84
Check	10/31/2018			Service Charge	1125 · Deposit ...	7.04		29,794.88
Check	10/31/2018			Service Charge	1123 · Deposit ...	7.50		29,802.38
Check	10/31/2018			Service Charge	1126 · Deposit ...	7.78		29,810.16
Bill	10/31/2018	1810F...	Navitas Utility Corpo...		2233 · Other	1,989.00		31,799.16
General Journal	11/02/2018	181102		To record ban...	1107 · Checkin...	384.88		32,184.04
Check	11/15/2018	1819	Navitas Utility Corpo...		1107 · Checkin...			32,184.04
Check	11/21/2018	1825	Navitas Utility Corpo...		1107 · Checkin...			32,184.04
Check	11/23/2018	1826	Navitas Utility Corpo...		1107 · Checkin...			32,184.04
Check	11/26/2018	1827	Navitas Utility Corpo...		1107 · Checkin...			32,184.04
Check	11/27/2018	1828	Navitas Utility Corpo...		1107 · Checkin...			32,184.04
Check	11/30/2018			Service Charge	1123 · Deposit ...	7.50		32,191.54
Check	11/30/2018			Service Charge	1122 · Deposit ...	5.00		32,196.54
Check	11/30/2018			Service Charge	1125 · Deposit ...	7.64		32,204.18
Check	11/30/2018			Service Charge	1126 · Deposit ...	8.01		32,212.19
Bill	11/30/2018	1811F...	Navitas Utility Corpo...		2233 · Other	2,187.00		34,399.19
General Journal	12/03/2018	181203		To record ban...	1107 · Checkin...	308.48		34,707.67
Check	12/31/2018			Service Charge	1123 · Deposit ...	7.50		34,715.17
Check	12/31/2018			Service Charge	1125 · Deposit ...	5.06		34,720.23
Check	12/31/2018			Service Charge	1126 · Deposit ...	7.83		34,728.06
Bill	12/31/2018	1812F...	Navitas Utility Corpo...		2233 · Other	1,488.00		36,216.06
Total 903 · Customer Records & Collection - Other						36,216.06	0.00	36,216.06
Total 903 · Customer Records & Collection						36,216.06	0.00	36,216.06
904 · Bad Debt								0.00
6495 · Bad debt								0.00
Total 6495 · Bad debt								0.00

Fort Cobb Fuel Authority
General Ledger
As of December 31, 2018

Type	Date	Num	Name	Memo	Split	Debit	Credit	Balance
904 · Bad Debt - Other								0.00
General Journal	01/15/2018	171232		Lloyd Mitchell...	1243 · Custom...		278.61	-278.61
General Journal	03/05/2018	180223		Write Off Bad...	1243 · Custom...	2,136.43		1,857.82
General Journal	03/07/2018	180413		Sandrs Drake...	1243 · Custom...		713.76	1,144.06
General Journal	04/16/2018	180409		Ryan C. Bleh...	1243 · Custom...		369.26	774.80
General Journal	06/08/2018	18060...		Carol (Gills) S...	1243 · Custom...		103.33	671.47
General Journal	06/11/2018	18006...		James Doster...	1243 · Custom...		1,367.78	-696.31
General Journal	08/17/2018	18081...		Michael Book...	1243 · Custom...		487.32	-1,183.63
General Journal	08/23/2018	18083...		Write Off Bad...	1243 · Custom...	5,243.77		4,060.14
General Journal	11/09/2018	18120...		Maria Neal Ac...	1243 · Custom...		273.50	3,786.64
Total 904 · Bad Debt - Other						7,380.20	3,593.56	3,786.64
Total 904 · Bad Debt						7,380.20	3,593.56	3,786.64
908 · Customer Assistance								0.00
5927 · Customer Service								0.00
Total 5927 · Customer Service								0.00
908 · Customer Assistance - Other								0.00
Bill	01/31/2018	1801F...	Navitas Utility Corpo...		2233 · Other	6,548.00		6,548.00
Bill	02/28/2018	1802F...	Navitas Utility Corpo...		2233 · Other	6,473.00		13,021.00
Bill	03/31/2018	1803F...	Navitas Utility Corpo...		2233 · Other	6,693.00		19,714.00
Bill	04/30/2018	1804F...	Navitas Utility Corpo...		2233 · Other	6,449.00		26,163.00
Bill	05/31/2018	1805F...	Navitas Utility Corpo...		2233 · Other	9,612.00		35,775.00
Bill	06/30/2018	1806F...	Navitas Utility Corpo...		2233 · Other	6,566.00		42,341.00
Bill	07/31/2018	1807F...	Navitas Utility Corpo...		2233 · Other	10,490.00		52,831.00
Bill	08/31/2018	1808F...	Navitas Utility Corpo...		2233 · Other	9,703.00		62,534.00
Bill	09/30/2018	1809F...	Navitas Utility Corpo...		2233 · Other	6,647.00		69,181.00
Bill	10/31/2018	1810F...	Navitas Utility Corpo...		2233 · Other	6,691.00		75,872.00
Check	11/15/2018	1819	Navitas Utility Corpo...		1107 · Checkin...			75,872.00
Check	11/21/2018	1825	Navitas Utility Corpo...		1107 · Checkin...			75,872.00
Check	11/23/2018	1826	Navitas Utility Corpo...		1107 · Checkin...			75,872.00
Check	11/26/2018	1827	Navitas Utility Corpo...		1107 · Checkin...			75,872.00
Check	11/27/2018	1828	Navitas Utility Corpo...		1107 · Checkin...			75,872.00
Bill	11/30/2018	1811F...	Navitas Utility Corpo...		2233 · Other	6,573.00		82,445.00
Bill	12/31/2018	1812F...	Navitas Utility Corpo...		2233 · Other	7,100.00		89,545.00
Total 908 · Customer Assistance - Other						89,545.00	0.00	89,545.00
Total 908 · Customer Assistance						89,545.00	0.00	89,545.00
909 · Infomation Advertising								0.00
6460 · Company promotions								0.00
Total 6460 · Company promotions								0.00
909 · Infomation Advertising - Other								0.00
Total 909 · Infomation Advertising - Other								0.00
Total 909 · Infomation Advertising								0.00

Fort Cobb Fuel Authority
General Ledger
As of December 31, 2018

Type	Date	Num	Name	Memo	Split	Debit	Credit	Balance
920 · Administration & Gen Sales								0.00
5921 · NUC - Operations								0.00
Total 5921 · NUC - Operations								0.00
5926 · Administration								0.00
Total 5926 · Administration								0.00
920 · Administration & Gen Sales - Other								0.00
Bill	01/31/2018	1801F...	Navitas Utility Corpo...		2233 · Other	27,470.00		27,470.00
Bill	02/28/2018	1802F...	Navitas Utility Corpo...		2233 · Other	26,298.00		53,768.00
Bill	03/31/2018	1803F...	Navitas Utility Corpo...		2233 · Other	25,370.00		79,138.00
Bill	04/30/2018	1804F...	Navitas Utility Corpo...		2233 · Other	27,211.00		106,349.00
Bill	05/31/2018	1805F...	Navitas Utility Corpo...		2233 · Other	27,420.00		133,769.00
Bill	06/30/2018	1806F...	Navitas Utility Corpo...		2233 · Other	27,387.00		161,156.00
Bill	07/31/2018	1807F...	Navitas Utility Corpo...		2233 · Other	24,859.00		186,015.00
Bill	08/31/2018	1808F...	Navitas Utility Corpo...		2233 · Other	25,707.00		211,722.00
Bill	09/30/2018	1809F...	Navitas Utility Corpo...		2233 · Other	27,223.00		238,945.00
Bill	09/30/2018	1809F...	Navitas Utility Corpo...	Sec of State l...	2233 · Other	104.00		239,049.00
Bill	10/31/2018	1810F...	Navitas Utility Corpo...		2233 · Other	26,527.00		265,576.00
Bill	10/31/2018	1810F...	Navitas Utility Corpo...	billing allocati...	2233 · Other	60.00		265,636.00
Check	11/15/2018	1819	Navitas Utility Corpo...		1107 · Checkin...			265,636.00
Check	11/21/2018	1825	Navitas Utility Corpo...		1107 · Checkin...			265,636.00
Check	11/23/2018	1826	Navitas Utility Corpo...		1107 · Checkin...			265,636.00
Check	11/26/2018	1827	Navitas Utility Corpo...		1107 · Checkin...			265,636.00
Check	11/27/2018	1828	Navitas Utility Corpo...		1107 · Checkin...			265,636.00
Bill	11/30/2018	1811F...	Navitas Utility Corpo...		2233 · Other	26,383.00		292,019.00
Bill	12/31/2018	1812F...	Navitas Utility Corpo...		2233 · Other	27,434.00		319,453.00
Total 920 · Administration & Gen Sales - Other						319,453.00	0.00	319,453.00
Total 920 · Administration & Gen Sales						319,453.00	0.00	319,453.00
921 · Office Supplies								0.00
6200 · Office Expenses								0.00
Total 6200 · Office Expenses								0.00

Fort Cobb Fuel Authority
General Ledger
As of December 31, 2018

Type	Date	Num	Name	Memo	Split	Debit	Credit	Balance
921 · Office Supplies - Other								0.00
Bill	01/31/2018	1801F...	Navitas Utility Corpo...		2233 · Other	6,088.00		6,088.00
Bill	02/28/2018	1802F...	Navitas Utility Corpo...		2233 · Other	6,543.00		12,631.00
Bill	03/31/2018	1803F...	Navitas Utility Corpo...		2233 · Other	6,155.00		18,786.00
Check	04/11/2018	COUN...	921 Office Supplies	Supplies for E...	1181 · Money ...	175.00		18,961.00
Bill	04/30/2018	1804F...	Navitas Utility Corpo...		2233 · Other	5,573.00		24,534.00
Bill	05/31/2018	1805F...	Navitas Utility Corpo...		2233 · Other	6,930.00		31,464.00
Bill	06/30/2018	1806F...	Navitas Utility Corpo...		2233 · Other	8,237.00		39,701.00
Bill	07/31/2018	1807F...	Navitas Utility Corpo...		2233 · Other	6,235.00		45,936.00
Bill	08/31/2018	1808F...	Navitas Utility Corpo...		2233 · Other	5,945.00		51,881.00
Bill	09/30/2018	1809F...	Navitas Utility Corpo...		2233 · Other	5,933.00		57,814.00
Bill	09/30/2018	1809F...	Navitas Utility Corpo...	Supplies	2233 · Other	407.28		58,221.28
Bill	10/31/2018	1810F...	Navitas Utility Corpo...		2233 · Other	6,151.00		64,372.28
Check	11/15/2018	1819	Navitas Utility Corpo...		1107 · Checkin...			64,372.28
Check	11/21/2018	1825	Navitas Utility Corpo...		1107 · Checkin...			64,372.28
Check	11/23/2018	1826	Navitas Utility Corpo...		1107 · Checkin...			64,372.28
Check	11/26/2018	1827	Navitas Utility Corpo...		1107 · Checkin...			64,372.28
Check	11/27/2018	1828	Navitas Utility Corpo...		1107 · Checkin...			64,372.28
Bill	11/30/2018	1811F...	Navitas Utility Corpo...		2233 · Other	8,782.00		73,154.28
Bill	12/31/2018	1812F...	Navitas Utility Corpo...		2233 · Other	8,366.00		81,520.28
Total 921 · Office Supplies - Other						81,520.28	0.00	81,520.28
Total 921 · Office Supplies						81,520.28	0.00	81,520.28
923 · Outside Services								0.00
6300 · Acct								0.00
Total 6300 · Acct								0.00
6310 · Accounting, consultation								0.00
Total 6310 · Accounting, consultation								0.00
6420 · Tax consult & filing								0.00
Total 6420 · Tax consult & filing								0.00
6425 · Legal								0.00
Total 6425 · Legal								0.00

Fort Cobb Fuel Authority
General Ledger
As of December 31, 2018

Type	Date	Num	Name	Memo	Split	Debit	Credit	Balance
923 · Outside Services - Other								0.00
Bill	01/31/2018	1801F...	Navitas Utility Corpo...		2233 · Other	8,307.00		8,307.00
Bill	02/28/2018	1802F...	Navitas Utility Corpo...		2233 · Other	6,550.00		14,857.00
Bill	03/31/2018	1803F...	Navitas Utility Corpo...		2233 · Other	6,609.00		21,466.00
Bill	04/30/2018	1804F...	Navitas Utility Corpo...		2233 · Other	4,750.00		26,216.00
Bill	05/31/2018	1805F...	Navitas Utility Corpo...		2233 · Other	5,177.00		31,393.00
Bill	06/30/2018	1806F...	Navitas Utility Corpo...		2233 · Other	7,729.00		39,122.00
Bill	07/31/2018	1807F...	Navitas Utility Corpo...		2233 · Other	4,942.00		44,064.00
Bill	08/31/2018	1808F...	Navitas Utility Corpo...		2233 · Other	5,294.00		49,358.00
Bill	09/30/2018	1809F...	Navitas Utility Corpo...		2233 · Other	6,788.00		56,146.00
Bill	10/31/2018	1810F...	Navitas Utility Corpo...		2233 · Other	6,161.00		62,307.00
Check	11/15/2018	1819	Navitas Utility Corpo...		1107 · Checkin...			62,307.00
Check	11/21/2018	1825	Navitas Utility Corpo...		1107 · Checkin...			62,307.00
Check	11/23/2018	1826	Navitas Utility Corpo...		1107 · Checkin...			62,307.00
Check	11/26/2018	1827	Navitas Utility Corpo...		1107 · Checkin...			62,307.00
Check	11/27/2018	1828	Navitas Utility Corpo...		1107 · Checkin...			62,307.00
Bill	11/30/2018	1811F...	Navitas Utility Corpo...		2233 · Other	7,377.00		69,684.00
Bill	12/31/2018	1812F...	Navitas Utility Corpo...		2233 · Other	6,022.00		75,706.00
Total 923 · Outside Services - Other						75,706.00	0.00	75,706.00
Total 923 · Outside Services						75,706.00	0.00	75,706.00
924 · Insurance								0.00
6440 · Bonds & insurance								0.00
Total 6440 · Bonds & insurance								0.00
924 · Insurance - Other								0.00
Bill	01/31/2018	1801F...	Navitas Utility Corpo...		2233 · Other	4,512.00		4,512.00
Bill	02/28/2018	1802F...	Navitas Utility Corpo...		2233 · Other	4,290.00		8,802.00
Bill	03/31/2018	1803F...	Navitas Utility Corpo...		2233 · Other	4,615.00		13,417.00
Bill	04/30/2018	1804F...	Navitas Utility Corpo...		2233 · Other	4,698.00		18,115.00
Bill	05/31/2018	1805F...	Navitas Utility Corpo...		2233 · Other	4,284.00		22,399.00
Bill	06/30/2018	1806F...	Navitas Utility Corpo...		2233 · Other	5,208.00		27,607.00
Bill	07/31/2018	1807F...	Navitas Utility Corpo...		2233 · Other	4,500.00		32,107.00
Bill	08/31/2018	1808F...	Navitas Utility Corpo...		2233 · Other	4,481.00		36,588.00
Bill	09/30/2018	1809F...	Navitas Utility Corpo...		2233 · Other	4,336.00		40,924.00
Bill	10/31/2018	1810F...	Navitas Utility Corpo...		2233 · Other	4,292.00		45,216.00
Check	11/15/2018	1819	Navitas Utility Corpo...		1107 · Checkin...			45,216.00
Check	11/21/2018	1825	Navitas Utility Corpo...		1107 · Checkin...			45,216.00
Check	11/23/2018	1826	Navitas Utility Corpo...		1107 · Checkin...			45,216.00
Check	11/26/2018	1827	Navitas Utility Corpo...		1107 · Checkin...			45,216.00
Check	11/27/2018	1828	Navitas Utility Corpo...		1107 · Checkin...			45,216.00
Bill	11/30/2018	1811F...	Navitas Utility Corpo...		2233 · Other	4,450.00		49,666.00
Bill	12/31/2018	1812F...	Navitas Utility Corpo...		2233 · Other	4,482.00		54,148.00
Total 924 · Insurance - Other						54,148.00	0.00	54,148.00
Total 924 · Insurance						54,148.00	0.00	54,148.00

Fort Cobb Fuel Authority
General Ledger
As of December 31, 2018

Type	Date	Num	Name	Memo	Split	Debit	Credit	Balance
925 · I/D - Safety & Security								0.00
Bill	01/31/2018	1801F...	Navitas Utility Corpo...		2233 · Other	348.00		348.00
Bill	02/28/2018	1802F...	Navitas Utility Corpo...		2233 · Other	322.00		670.00
Bill	03/31/2018	1803F...	Navitas Utility Corpo...		2233 · Other	7,195.00		7,865.00
Bill	04/30/2018	1804F...	Navitas Utility Corpo...		2233 · Other	18.00		7,883.00
Bill	05/31/2018	1805F...	Navitas Utility Corpo...		2233 · Other	1,416.00		9,299.00
Bill	06/30/2018	1806F...	Navitas Utility Corpo...		2233 · Other	3,931.00		13,230.00
Bill	07/31/2018	1807F...	Navitas Utility Corpo...		2233 · Other	1,293.00		14,523.00
Bill	08/31/2018	1808F...	Navitas Utility Corpo...		2233 · Other	1,434.00		15,957.00
Bill	09/30/2018	1809F...	Navitas Utility Corpo...		2233 · Other	1,409.00		17,366.00
Bill	10/31/2018	1810F...	Navitas Utility Corpo...		2233 · Other	943.00		18,309.00
Check	11/15/2018	1819	Navitas Utility Corpo...		1107 · Checkin...			18,309.00
Check	11/21/2018	1825	Navitas Utility Corpo...		1107 · Checkin...			18,309.00
Check	11/23/2018	1826	Navitas Utility Corpo...		1107 · Checkin...			18,309.00
Check	11/26/2018	1827	Navitas Utility Corpo...		1107 · Checkin...			18,309.00
Check	11/27/2018	1828	Navitas Utility Corpo...		1107 · Checkin...			18,309.00
Bill	11/30/2018	1811F...	Navitas Utility Corpo...		2233 · Other	2,452.00		20,761.00
Bill	12/31/2018	1812F...	Navitas Utility Corpo...		2233 · Other	2,289.00		23,050.00
Total 925 · I/D - Safety & Security						23,050.00	0.00	23,050.00
926 · Employee Benefits								0.00
Bill	01/31/2018	1801F...	Navitas Utility Corpo...		2233 · Other	13,383.00		13,383.00
Bill	02/28/2018	1802F...	Navitas Utility Corpo...		2233 · Other	15,163.00		28,546.00
Bill	03/31/2018	1803F...	Navitas Utility Corpo...		2233 · Other	14,254.00		42,800.00
Bill	04/30/2018	1804F...	Navitas Utility Corpo...		2233 · Other	13,184.00		55,984.00
Bill	05/31/2018	1805F...	Navitas Utility Corpo...		2233 · Other	13,183.00		69,167.00
Bill	06/30/2018	1806F...	Navitas Utility Corpo...		2233 · Other	13,120.00		82,287.00
Bill	07/31/2018	1807F...	Navitas Utility Corpo...		2233 · Other	13,256.00		95,543.00
Bill	08/31/2018	1808F...	Navitas Utility Corpo...		2233 · Other	13,248.00		108,791.00
Bill	09/30/2018	1809F...	Navitas Utility Corpo...		2233 · Other	10,858.00		119,649.00
Bill	10/31/2018	1810F...	Navitas Utility Corpo...		2233 · Other	11,804.00		131,453.00
Check	11/15/2018	1819	Navitas Utility Corpo...		1107 · Checkin...			131,453.00
Check	11/21/2018	1825	Navitas Utility Corpo...		1107 · Checkin...			131,453.00
Check	11/23/2018	1826	Navitas Utility Corpo...		1107 · Checkin...			131,453.00
Check	11/26/2018	1827	Navitas Utility Corpo...		1107 · Checkin...			131,453.00
Check	11/27/2018	1828	Navitas Utility Corpo...		1107 · Checkin...			131,453.00
Bill	11/30/2018	1811F...	Navitas Utility Corpo...		2233 · Other	10,824.00		142,277.00
Bill	12/31/2018	1812F...	Navitas Utility Corpo...		2233 · Other	10,824.00		153,101.00
Total 926 · Employee Benefits						153,101.00	0.00	153,101.00

Fort Cobb Fuel Authority
General Ledger
As of December 31, 2018

Type	Date	Num	Name	Memo	Split	Debit	Credit	Balance
928 · Regulatory Commission Exp								0.00
General Journal	01/01/2018	180101		Terry Bishop ...	480.01 · Resid...		1.50	-1.50
General Journal	01/31/2018	180131		Monthly OCC ...	1405 · Prepaid...	351.22		349.72
General Journal	01/31/2018	180131		Monthly Pipeli...	1406 · Prepaid...	1,120.00		1,469.72
General Journal	01/31/2018	180201			480.01 · Resid...		2,391.00	-921.28
General Journal	01/31/2018	180102		Jan final bills	480.01 · Resid...		7.50	-928.78
General Journal	02/28/2018	180228		Monthly OCC ...	1405 · Prepaid...	351.21		-577.57
General Journal	02/28/2018	180228		Monthly Pipeli...	1406 · Prepaid...	1,120.00		542.43
General Journal	02/28/2018	180301		3/1/18 billing	480.01 · Resid...		2,397.00	-1,854.57
General Journal	02/28/2018	180301		Feb 2/2 -2/28 ...	481.11 · Com...		1.50	-1,856.07
General Journal	03/01/2018	18052...		Craig Kenned...	480.01 · Resid...		1.50	-1,857.57
General Journal	03/31/2018	180331		Monthly OCC ...	1405 · Prepaid...	351.21		-1,506.36
General Journal	03/31/2018	180331		Monthly Pipeli...	1406 · Prepaid...	1,120.00		-386.36
General Journal	03/31/2018	180401		4/1/18 billing	480.01 · Resid...		2,392.50	-2,778.86
General Journal	03/31/2018	180401		Mar 3/2 -3/31 ...	481.11 · Com...		6.00	-2,784.86
General Journal	04/30/2018	180430		Monthly OCC ...	1405 · Prepaid...	288.63		-2,496.23
General Journal	04/30/2018	180430		Monthly Pipeli...	1406 · Prepaid...	1,120.00		-1,376.23
General Journal	04/30/2018	180501		5/1/18 billing	480.01 · Resid...		2,388.00	-3,764.23
General Journal	04/30/2018	180501		Apr 4/2 -4/30 ...	481.11 · Com...		3.00	-3,767.23
General Journal	05/31/2018	180531		RESIDENTIA...	480.01 · Resid...		2,017.50	-5,784.73
General Journal	05/31/2018	180531		COMMERCIA...	480.01 · Resid...		268.50	-6,053.23
General Journal	05/31/2018	180531		INDUSTRIAL ...	480.01 · Resid...		7.50	-6,060.73
General Journal	05/31/2018	180531		AGRICULTU...	480.01 · Resid...		25.50	-6,086.23
General Journal	05/31/2018	180531		AGRICULTU...	480.01 · Resid...		58.50	-6,144.73
General Journal	05/31/2018	18053...		RESIDENTIA...	480.01 · Resid...	0.00		-6,144.73
General Journal	05/31/2018	18053...		COMMERCIA...	480.01 · Resid...	6.00		-6,138.73
General Journal	05/31/2018	18053...		INDUSTRIAL ...	480.01 · Resid...	0.00		-6,138.73
General Journal	05/31/2018	18053...		AGRICULTU...	480.01 · Resid...	0.00		-6,138.73
General Journal	05/31/2018	18053...		AGRICULTU...	480.01 · Resid...	0.00		-6,138.73
General Journal	05/31/2018	180531		Monthly Pipeli...	1406 · Prepaid...	1,120.00		-5,018.73
General Journal	05/31/2018	180531		Monthly OCC ...	1405 · Prepaid...	288.63		-4,730.10
General Journal	06/30/2018	18063...		RESIDENTIA...	480.01 · Resid...		2,014.50	-6,744.60
General Journal	06/30/2018	18063...		COMMERCIA...	480.01 · Resid...		265.50	-7,010.10
General Journal	06/30/2018	18063...		INDUSTRIAL ...	480.01 · Resid...		7.50	-7,017.60
General Journal	06/30/2018	18063...		AGRICULTU...	480.01 · Resid...		25.50	-7,043.10
General Journal	06/30/2018	18063...		AGRICULTU...	480.01 · Resid...		60.00	-7,103.10
General Journal	06/30/2018	18063...		6/2/18-6/30/1...	480.01 · Resid...		1.50	-7,104.60
General Journal	06/30/2018	180630		Monthly Pipeli...	1406 · Prepaid...	1,130.91		-5,973.69
General Journal	06/30/2018	180630		Monthly OCC ...	1405 · Prepaid...	288.64		-5,685.05
General Journal	07/13/2018	18071...		Binger Free F...	488 · Penalties...	4.50		-5,680.55
General Journal	07/19/2018	18080...		Lime Rock Re...	481.21 · Indust...	1.50		-5,679.05
General Journal	07/31/2018	18080...		7/2/18-7/31/1...	480.01 · Resid...		6.00	-5,685.05
General Journal	07/31/2018	18080...		7/2/18-7/31/1...	480.01 · Resid...		1.50	-5,686.55
General Journal	07/31/2018	18080...		RESIDENTIA...	480.01 · Resid...		1,999.50	-7,686.05
General Journal	07/31/2018	18080...		COMMERCIA...	480.01 · Resid...		265.50	-7,951.55
General Journal	07/31/2018	18080...		INDUSTRIAL ...	480.01 · Resid...		7.50	-7,959.05
General Journal	07/31/2018	18080...		AGRICULTU...	480.01 · Resid...		25.50	-7,984.55
General Journal	07/31/2018	18080...		AGRICULTU...	480.01 · Resid...		60.00	-8,044.55
General Journal	07/31/2018	180731		Monthly OCC ...	1405 · Prepaid...	288.63		-7,755.92

Fort Cobb Fuel Authority
General Ledger
As of December 31, 2018

Type	Date	Num	Name	Memo	Split	Debit	Credit	Balance
Bill	07/31/2018	1807F...	Navitas Utility Corpo...	PUD fee	2233 · Other	897.89		-6,858.03
General Journal	08/31/2018	180831		Monthly OCC ...	1405 · Prepaid...	288.64		-6,569.39
General Journal	08/31/2018	18090...		8/2/18-8/31/1...	480.01 · Resid...		6.00	-6,575.39
General Journal	08/31/2018	18090...		RESIDENTIA...	480.01 · Resid...		1,974.00	-8,549.39
General Journal	08/31/2018	18090...		COMMERCIA...	480.01 · Resid...		267.00	-8,816.39
General Journal	08/31/2018	18090...		INDUSTRIAL ...	480.01 · Resid...		7.50	-8,823.89
General Journal	08/31/2018	18090...		AGRICULTU...	480.01 · Resid...		25.50	-8,849.39
General Journal	08/31/2018	18090...		AGRICULTU...	480.01 · Resid...		60.00	-8,909.39
Bill	08/31/2018	1808F...	Navitas Utility Corpo...	PUD fee	2233 · Other	897.89		-8,011.50
General Journal	09/01/2018	18090...		Mildred Hicks ...	480.02 · Resid...		1.50	-8,013.00
General Journal	09/11/2018	18091...		Paul Tradii Ac...	480.02 · Resid...	1.50		-8,011.50
General Journal	09/19/2018	1356		STATE OF O...	1107 · Checkin...		25.00	-8,036.50
General Journal	09/30/2018	180930		Monthly OCC ...	1405 · Prepaid...	288.64		-7,747.86
General Journal	09/30/2018	18100...		RESIDENTIA...	480.01 · Resid...		1,092.28	-8,840.14
General Journal	09/30/2018	18100...		COMMERCIA...	480.01 · Resid...		146.91	-8,987.05
General Journal	09/30/2018	18100...		INDUSTRIAL ...	480.01 · Resid...		4.15	-8,991.20
General Journal	09/30/2018	18100...		AGRICULTU...	480.01 · Resid...		14.11	-9,005.31
General Journal	09/30/2018	18100...		AGRICULTU...	480.01 · Resid...		33.20	-9,038.51
General Journal	09/30/2018	18100...		9/2/18-9/30/1...	480.01 · Resid...		3.99	-9,042.50
General Journal	10/31/2018	181031		Monthly OCC ...	1405 · Prepaid...	288.63		-8,753.87
General Journal	10/31/2018	18110...		RESIDENTIA...	480.01 · Resid...		1,095.60	-9,849.47
General Journal	10/31/2018	18110...		COMMERCIA...	480.01 · Resid...		146.91	-9,996.38
General Journal	10/31/2018	18110...		INDUSTRIAL ...	480.01 · Resid...		4.15	-10,000.53
General Journal	10/31/2018	18110...		AGRICULTU...	480.01 · Resid...		14.11	-10,014.64
General Journal	10/31/2018	18110...		AGRICULTU...	480.01 · Resid...		33.20	-10,047.84
General Journal	10/31/2018	181103		10/2/18-10/31...	480.01 · Resid...		0.83	-10,048.67
Check	11/15/2018	1819	Navitas Utility Corpo...		1107 · Checkin...			-10,048.67
Check	11/21/2018	1825	Navitas Utility Corpo...		1107 · Checkin...			-10,048.67
Check	11/23/2018	1826	Navitas Utility Corpo...		1107 · Checkin...			-10,048.67
Check	11/26/2018	1827	Navitas Utility Corpo...		1107 · Checkin...			-10,048.67
Check	11/27/2018	1828	Navitas Utility Corpo...		1107 · Checkin...			-10,048.67
General Journal	11/30/2018	181130		Monthly OCC ...	1405 · Prepaid...	288.63		-9,760.04
General Journal	11/30/2018	18120...		RESIDENTIA...	480.01 · Resid...		1,103.07	-10,863.11
General Journal	11/30/2018	18120...		COMMERCIA...	480.01 · Resid...		148.57	-11,011.68
General Journal	11/30/2018	18120...		INDUSTRIAL ...	480.01 · Resid...		4.15	-11,015.83
General Journal	11/30/2018	18120...		AGRICULTU...	480.01 · Resid...		14.11	-11,029.94
General Journal	11/30/2018	18120...		AGRICULTU...	480.01 · Resid...		33.20	-11,063.14
General Journal	11/30/2018	18120...		11/2/18-11/30...	480.01 · Resid...		3.32	-11,066.46
General Journal	12/31/2018	181231		Monthly OCC ...	1405 · Prepaid...	288.64		-10,777.82
General Journal	12/31/2018	19010...		RESIDENTIA...	480.01 · Resid...		1,105.56	-11,883.38
General Journal	12/31/2018	19010...		COMMERCIA...	480.01 · Resid...		148.57	-12,031.95
General Journal	12/31/2018	19010...		INDUSTRIAL ...	480.01 · Resid...		4.15	-12,036.10
General Journal	12/31/2018	19010...		AGRICULTU...	480.01 · Resid...		14.11	-12,050.21
General Journal	12/31/2018	19010...		AGRICULTU...	480.01 · Resid...		32.37	-12,082.58
General Journal	12/31/2018	19010...		12/2/18-12/31...	480.01 · Resid...		1.66	-12,084.24
Total 928 · Regulatory Commission Exp						12,191.54	24,275.78	-12,084.24

Fort Cobb Fuel Authority
General Ledger
As of December 31, 2018

Type	Date	Num	Name	Memo	Split	Debit	Credit	Balance
930 · Misc Gen Expense								0.00
6497 · Misc								0.00
Total 6497 · Misc								0.00
930 · Misc Gen Expense - Other								0.00
Total 930 · Misc Gen Expense - Other								0.00
Total 930 · Misc Gen Expense								0.00
931 · Rents								0.00
Bill	01/01/2018	1801F...	Navitas Assets	January Rent ...	2233 · Other	6,536.00		6,536.00
Bill	01/31/2018	1801F...	Navitas Utility Corpo...		2233 · Other	691.00		7,227.00
Bill	01/31/2018	1801F...	Navitas Utility Corpo...	Pickups	2233 · Other	4,759.00		11,986.00
Bill	01/31/2018	1801F...	Navitas Utility Corpo...	Trucks	2233 · Other	501.00		12,487.00
Bill	01/31/2018	1801F...	Navitas Utility Corpo...	Heavy Equip	2233 · Other	1,148.00		13,635.00
Bill	01/31/2018	1801F...	Navitas Utility Corpo...	Tools & Equip	2233 · Other	1,243.00		14,878.00
Bill	01/31/2018	1801F...	Navitas Utility Corpo...	Office Equip	2233 · Other	1,400.00		16,278.00
Bill	01/31/2018	1801F...	Navitas Utility Corpo...	Meters	2233 · Other	3,296.00		19,574.00
Bill	02/01/2018	1802F...	Navitas Assets	February Ren...	2233 · Other	6,536.00		26,110.00
Bill	02/28/2018	1802F...	Navitas Utility Corpo...		2233 · Other	552.00		26,662.00
Bill	02/28/2018	1802F...	Navitas Utility Corpo...	Pickups	2233 · Other	4,759.00		31,421.00
Bill	02/28/2018	1802F...	Navitas Utility Corpo...	Trucks	2233 · Other	501.00		31,922.00
Bill	02/28/2018	1802F...	Navitas Utility Corpo...	Heavy Equip	2233 · Other	1,148.00		33,070.00
Bill	02/28/2018	1802F...	Navitas Utility Corpo...	Tools & Equip	2233 · Other	1,243.00		34,313.00
Bill	02/28/2018	1802F...	Navitas Utility Corpo...	Office Equip	2233 · Other	1,400.00		35,713.00
Bill	02/28/2018	1802F...	Navitas Utility Corpo...	Meters	2233 · Other	3,296.00		39,009.00
Bill	03/01/2018	1803F...	Navitas Assets	March Rent fo...	2233 · Other	6,536.00		45,545.00
Bill	03/31/2018	1803F...	Navitas Utility Corpo...		2233 · Other	340.00		45,885.00
Bill	03/31/2018	1803F...	Navitas Utility Corpo...	Pickups	2233 · Other	4,759.00		50,644.00
Bill	03/31/2018	1803F...	Navitas Utility Corpo...	Trucks	2233 · Other	501.00		51,145.00
Bill	03/31/2018	1803F...	Navitas Utility Corpo...	Heavy Equip	2233 · Other	1,148.00		52,293.00
Bill	03/31/2018	1803F...	Navitas Utility Corpo...	Tools & Equip	2233 · Other	1,243.00		53,536.00
Bill	03/31/2018	1803F...	Navitas Utility Corpo...	Office Equip	2233 · Other	1,400.00		54,936.00
Bill	03/31/2018	1803F...	Navitas Utility Corpo...	Meters	2233 · Other	3,296.00		58,232.00
Bill	04/01/2018	1804F...	Navitas Assets	April Rent for ...	2233 · Other	6,536.00		64,768.00
Bill	04/30/2018	1804F...	Navitas Utility Corpo...		2233 · Other	100.00		64,868.00
Bill	04/30/2018	1804F...	Navitas Utility Corpo...	Pickups	2233 · Other	4,759.00		69,627.00
Bill	04/30/2018	1804F...	Navitas Utility Corpo...	Trucks	2233 · Other	501.00		70,128.00
Bill	04/30/2018	1804F...	Navitas Utility Corpo...	Heavy Equip	2233 · Other	1,148.00		71,276.00
Bill	04/30/2018	1804F...	Navitas Utility Corpo...	Tools & Equip	2233 · Other	1,243.00		72,519.00
Bill	04/30/2018	1804F...	Navitas Utility Corpo...	Office Equip	2233 · Other	1,400.00		73,919.00
Bill	04/30/2018	1804F...	Navitas Utility Corpo...	Meters	2233 · Other	3,296.00		77,215.00
Bill	05/01/2018	1805F...	Navitas Assets	May Rent for ...	2233 · Other	6,536.00		83,751.00
Bill	05/31/2018	1805F...	Navitas Utility Corpo...		2233 · Other	534.00		84,285.00
Bill	05/31/2018	1805F...	Navitas Utility Corpo...	Pickups	2233 · Other	4,759.00		89,044.00
Bill	05/31/2018	1805F...	Navitas Utility Corpo...	Trucks	2233 · Other	501.00		89,545.00
Bill	05/31/2018	1805F...	Navitas Utility Corpo...	Heavy Equip	2233 · Other	1,148.00		90,693.00
Bill	05/31/2018	1805F...	Navitas Utility Corpo...	Tools & Equip	2233 · Other	1,243.00		91,936.00
Bill	05/31/2018	1805F...	Navitas Utility Corpo...	Office Equip	2233 · Other	1,400.00		93,336.00

Fort Cobb Fuel Authority
General Ledger
As of December 31, 2018

Type	Date	Num	Name	Memo	Split	Debit	Credit	Balance
Bill	05/31/2018	1805F...	Navitas Utility Corpo...	Meters	2233 · Other	3,296.00		96,632.00
Bill	06/01/2018	1806F...	Navitas Assets	June Rent for ...	2233 · Other	6,536.00		103,168.00
Bill	06/30/2018	1806F...	Navitas Utility Corpo...		2233 · Other	655.00		103,823.00
Bill	06/30/2018	1806F...	Navitas Utility Corpo...	Pickups	2233 · Other	4,759.00		108,582.00
Bill	06/30/2018	1806F...	Navitas Utility Corpo...	Trucks	2233 · Other	501.00		109,083.00
Bill	06/30/2018	1806F...	Navitas Utility Corpo...	Heavy Equip	2233 · Other	1,148.00		110,231.00
Bill	06/30/2018	1806F...	Navitas Utility Corpo...	Tools & Equip	2233 · Other	1,243.00		111,474.00
Bill	06/30/2018	1806F...	Navitas Utility Corpo...	Office Equip	2233 · Other	1,400.00		112,874.00
Bill	06/30/2018	1806F...	Navitas Utility Corpo...	Meters	2233 · Other	3,296.00		116,170.00
Bill	07/01/2018	1807F...	Navitas Assets	July Rent for ...	2233 · Other	6,536.00		122,706.00
Bill	07/31/2018	1807F...	Navitas Utility Corpo...		2233 · Other	115.00		122,821.00
Bill	07/31/2018	1807F...	Navitas Utility Corpo...	Pickups	2233 · Other	4,759.00		127,580.00
Bill	07/31/2018	1807F...	Navitas Utility Corpo...	Trucks	2233 · Other	501.00		128,081.00
Bill	07/31/2018	1807F...	Navitas Utility Corpo...	Heavy Equip	2233 · Other	1,148.00		129,229.00
Bill	07/31/2018	1807F...	Navitas Utility Corpo...	Tools & Equip	2233 · Other	1,243.00		130,472.00
Bill	07/31/2018	1807F...	Navitas Utility Corpo...	Office Equip	2233 · Other	1,400.00		131,872.00
Bill	07/31/2018	1807F...	Navitas Utility Corpo...	Meters	2233 · Other	3,296.00		135,168.00
Bill	08/01/2018	1808F...	Navitas Assets	Aug Rent for ...	2233 · Other	6,536.00		141,704.00
Bill	08/31/2018	1808F...	Navitas Utility Corpo...		2233 · Other	278.00		141,982.00
Bill	08/31/2018	1808F...	Navitas Utility Corpo...	Pickups	2233 · Other	4,759.00		146,741.00
Bill	08/31/2018	1808F...	Navitas Utility Corpo...	Trucks	2233 · Other	501.00		147,242.00
Bill	08/31/2018	1808F...	Navitas Utility Corpo...	Heavy Equip	2233 · Other	1,148.00		148,390.00
Bill	08/31/2018	1808F...	Navitas Utility Corpo...	Tools & Equip	2233 · Other	1,243.00		149,633.00
Bill	08/31/2018	1808F...	Navitas Utility Corpo...	Office Equip	2233 · Other	1,400.00		151,033.00
Bill	08/31/2018	1808F...	Navitas Utility Corpo...	Meters	2233 · Other	3,296.00		154,329.00
Bill	09/01/2018	1809F...	Navitas Assets	Sep Rent for ...	2233 · Other	6,536.00		160,865.00
Bill	09/30/2018	1809F...	Navitas Utility Corpo...		2233 · Other	475.00		161,340.00
Bill	09/30/2018	1809F...	Navitas Utility Corpo...	Pickups	2233 · Other	4,759.00		166,099.00
Bill	09/30/2018	1809F...	Navitas Utility Corpo...	Trucks	2233 · Other	501.00		166,600.00
Bill	09/30/2018	1809F...	Navitas Utility Corpo...	Heavy Equip	2233 · Other	1,148.00		167,748.00
Bill	09/30/2018	1809F...	Navitas Utility Corpo...	Tools & Equip	2233 · Other	1,243.00		168,991.00
Bill	09/30/2018	1809F...	Navitas Utility Corpo...	Office Equip	2233 · Other	1,400.00		170,391.00
Bill	09/30/2018	1809F...	Navitas Utility Corpo...	Meters	2233 · Other	3,296.00		173,687.00
Bill	10/01/2018	1810F...	Navitas Assets	Oct Rent for ...	2233 · Other	6,536.00		180,223.00
Bill	10/31/2018	1810F...	Navitas Utility Corpo...		2233 · Other	326.00		180,549.00
Bill	10/31/2018	1810F...	Navitas Utility Corpo...	Pickups	2233 · Other	4,759.00		185,308.00
Bill	10/31/2018	1810F...	Navitas Utility Corpo...	Trucks	2233 · Other	501.00		185,809.00
Bill	10/31/2018	1810F...	Navitas Utility Corpo...	Heavy Equip	2233 · Other	1,148.00		186,957.00
Bill	10/31/2018	1810F...	Navitas Utility Corpo...	Tools & Equip	2233 · Other	1,243.00		188,200.00
Bill	10/31/2018	1810F...	Navitas Utility Corpo...	Office Equip	2233 · Other	1,400.00		189,600.00
Bill	10/31/2018	1810F...	Navitas Utility Corpo...	Meters	2233 · Other	3,296.00		192,896.00
Bill	11/01/2018	1811F...	Navitas Assets	Nov Rent for ...	2233 · Other	6,536.00		199,432.00
Check	11/15/2018	1819	Navitas Utility Corpo...		1107 · Checkin...			199,432.00
Check	11/15/2018	1819	Navitas Utility Corpo...		1107 · Checkin...			199,432.00
Check	11/15/2018	1819	Navitas Utility Corpo...		1107 · Checkin...			199,432.00
Check	11/15/2018	1819	Navitas Utility Corpo...		1107 · Checkin...			199,432.00
Check	11/15/2018	1819	Navitas Utility Corpo...		1107 · Checkin...			199,432.00
Check	11/15/2018	1819	Navitas Utility Corpo...		1107 · Checkin...			199,432.00
Check	11/15/2018	1819	Navitas Utility Corpo...		1107 · Checkin...			199,432.00

Fort Cobb Fuel Authority
General Ledger
As of December 31, 2018

Type	Date	Num	Name	Memo	Split	Debit	Credit	Balance
Check	11/21/2018	1825	Navitas Utility Corpo...		1107 · Checkin...			199,432.00
Check	11/21/2018	1825	Navitas Utility Corpo...		1107 · Checkin...			199,432.00
Check	11/21/2018	1825	Navitas Utility Corpo...		1107 · Checkin...			199,432.00
Check	11/21/2018	1825	Navitas Utility Corpo...		1107 · Checkin...			199,432.00
Check	11/21/2018	1825	Navitas Utility Corpo...		1107 · Checkin...			199,432.00
Check	11/21/2018	1825	Navitas Utility Corpo...		1107 · Checkin...			199,432.00
Check	11/21/2018	1825	Navitas Utility Corpo...		1107 · Checkin...			199,432.00
Check	11/23/2018	1826	Navitas Utility Corpo...		1107 · Checkin...			199,432.00
Check	11/23/2018	1826	Navitas Utility Corpo...		1107 · Checkin...			199,432.00
Check	11/23/2018	1826	Navitas Utility Corpo...		1107 · Checkin...			199,432.00
Check	11/23/2018	1826	Navitas Utility Corpo...		1107 · Checkin...			199,432.00
Check	11/23/2018	1826	Navitas Utility Corpo...		1107 · Checkin...			199,432.00
Check	11/23/2018	1826	Navitas Utility Corpo...		1107 · Checkin...			199,432.00
Check	11/23/2018	1826	Navitas Utility Corpo...		1107 · Checkin...			199,432.00
Check	11/26/2018	1827	Navitas Utility Corpo...		1107 · Checkin...			199,432.00
Check	11/26/2018	1827	Navitas Utility Corpo...		1107 · Checkin...			199,432.00
Check	11/26/2018	1827	Navitas Utility Corpo...		1107 · Checkin...			199,432.00
Check	11/26/2018	1827	Navitas Utility Corpo...		1107 · Checkin...			199,432.00
Check	11/26/2018	1827	Navitas Utility Corpo...		1107 · Checkin...			199,432.00
Check	11/26/2018	1827	Navitas Utility Corpo...		1107 · Checkin...			199,432.00
Check	11/26/2018	1827	Navitas Utility Corpo...		1107 · Checkin...			199,432.00
Check	11/27/2018	1828	Navitas Utility Corpo...		1107 · Checkin...			199,432.00
Check	11/27/2018	1828	Navitas Utility Corpo...		1107 · Checkin...			199,432.00
Check	11/27/2018	1828	Navitas Utility Corpo...		1107 · Checkin...			199,432.00
Check	11/27/2018	1828	Navitas Utility Corpo...		1107 · Checkin...			199,432.00
Check	11/27/2018	1828	Navitas Utility Corpo...		1107 · Checkin...			199,432.00
Check	11/27/2018	1828	Navitas Utility Corpo...		1107 · Checkin...			199,432.00
Bill	11/30/2018	1811F...	Navitas Utility Corpo...		2233 · Other	250.00		199,682.00
Bill	11/30/2018	1811F...	Navitas Utility Corpo...	Pickups	2233 · Other	4,759.00		204,441.00
Bill	11/30/2018	1811F...	Navitas Utility Corpo...	Trucks	2233 · Other	501.00		204,942.00
Bill	11/30/2018	1811F...	Navitas Utility Corpo...	Heavy Equip	2233 · Other	1,148.00		206,090.00
Bill	11/30/2018	1811F...	Navitas Utility Corpo...	Tools & Equip	2233 · Other	1,243.00		207,333.00
Bill	11/30/2018	1811F...	Navitas Utility Corpo...	Office Equip	2233 · Other	1,400.00		208,733.00
Bill	11/30/2018	1811F...	Navitas Utility Corpo...	Meters	2233 · Other	3,296.00		212,029.00
Bill	12/01/2018	1812F...	Navitas Assets	Dec Rent for ...	2233 · Other	6,536.00		218,565.00
Bill	12/31/2018	1812F...	Navitas Utility Corpo...		2233 · Other	481.00		219,046.00
Bill	12/31/2018	1812F...	Navitas Utility Corpo...	Pickups	2233 · Other	4,759.00		223,805.00
Bill	12/31/2018	1812F...	Navitas Utility Corpo...	Trucks	2233 · Other	501.00		224,306.00
Bill	12/31/2018	1812F...	Navitas Utility Corpo...	Heavy Equip	2233 · Other	1,148.00		225,454.00
Bill	12/31/2018	1812F...	Navitas Utility Corpo...	Tools & Equip	2233 · Other	1,243.00		226,697.00
Bill	12/31/2018	1812F...	Navitas Utility Corpo...	Office Equip	2233 · Other	1,400.00		228,097.00
Bill	12/31/2018	1812F...	Navitas Utility Corpo...	Meters	2233 · Other	3,296.00		231,393.00
Total 931 · Rents						231,393.00	0.00	231,393.00

Fort Cobb Fuel Authority
General Ledger
As of December 31, 2018

Type	Date	Num	Name	Memo	Split	Debit	Credit	Balance
932 · Maintenance of General Plant								0.00
6220 · Facilities								0.00
Total 6220 · Facilities								0.00
932 · Maintenance of General Plant - Other								0.00
Bill	01/31/2018	1801F...	Navitas Utility Corpo...		2233 · Other	235.00		235.00
Bill	02/28/2018	1802F...	Navitas Utility Corpo...		2233 · Other	348.00		583.00
Bill	03/31/2018	1803F...	Navitas Utility Corpo...		2233 · Other	480.00		1,063.00
Bill	04/30/2018	1804F...	Navitas Utility Corpo...		2233 · Other	179.00		1,242.00
Bill	05/31/2018	1805F...	Navitas Utility Corpo...		2233 · Other	318.00		1,560.00
Bill	05/31/2018	1805F...	Navitas Utility Corpo...	Eakly painting	2233 · Other	420.00		1,980.00
Bill	06/30/2018	1806F...	Navitas Utility Corpo...		2233 · Other	254.00		2,234.00
Bill	07/31/2018	1807F...	Navitas Utility Corpo...		2233 · Other	159.00		2,393.00
Bill	08/31/2018	1808F...	Navitas Utility Corpo...		2233 · Other	180.00		2,573.00
Bill	09/30/2018	1809F...	Navitas Utility Corpo...		2233 · Other	181.00		2,754.00
Bill	10/31/2018	1810F...	Navitas Utility Corpo...		2233 · Other	1,119.00		3,873.00
Check	11/15/2018	1819	Navitas Utility Corpo...		1107 · Checkin...			3,873.00
Check	11/21/2018	1825	Navitas Utility Corpo...		1107 · Checkin...			3,873.00
Check	11/23/2018	1826	Navitas Utility Corpo...		1107 · Checkin...			3,873.00
Check	11/26/2018	1827	Navitas Utility Corpo...		1107 · Checkin...			3,873.00
Check	11/27/2018	1828	Navitas Utility Corpo...		1107 · Checkin...			3,873.00
Bill	11/30/2018	1811F...	Navitas Utility Corpo...		2233 · Other	106.00		3,979.00
Bill	12/31/2018	1812F...	Navitas Utility Corpo...		2233 · Other	181.00		4,160.00
Total 932 · Maintenance of General Plant - Other						4,160.00	0.00	4,160.00
Total 932 · Maintenance of General Plant						4,160.00	0.00	4,160.00
Indirect Costs - Other								0.00
Total Indirect Costs - Other								0.00
Total Indirect Costs						1,087,864.08	27,869.34	1,059,994.74
6000 · O/H								0.00
6210 · Payroll Expenses								0.00
Total 6210 · Payroll Expenses								0.00
6400 · Biz exps								0.00
Total 6400 · Biz exps								0.00
6000 · O/H - Other								0.00
Total 6000 · O/H - Other								0.00
Total 6000 · O/H								0.00
69800 · Uncategorized Expenses								0.00
Total 69800 · Uncategorized Expenses								0.00
69810 · Bank Service Charges								0.00
Total 69810 · Bank Service Charges								0.00

Fort Cobb Fuel Authority
General Ledger
As of December 31, 2018

Type	Date	Num	Name	Memo	Split	Debit	Credit	Balance
Other Income								0.00
417 · Revenue non-utility operation								0.00
6710 · Other income pre 2013								0.00
Total 6710 · Other income pre 2013								0.00
417 · Revenue non-utility operation - Other								0.00
General Journal	12/31/2018	171231		2018 Navitas ...	1815 · Investm...	321,485.69		321,485.69
General Journal	12/31/2018	171231		2018 Winstar ...	1816 · Investm...		125,093.00	196,392.69
General Journal	12/31/2018	171231		2018 NOK3 n...	1813 · Investm...		81,580.00	114,812.69
General Journal	12/31/2018	171231		2018 LeAnn ...	1814 · Investm...		488,335.00	-373,522.31
Total 417 · Revenue non-utility operation - Other						321,485.69	695,008.00	-373,522.31
Total 417 · Revenue non-utility operation						321,485.69	695,008.00	-373,522.31
419 · Interest Income								0.00
6810 · Interest income pre 2013								0.00
Total 6810 · Interest income pre 2013								0.00
419 · Interest Income - Other								0.00
Deposit	01/31/2018			Interest	1181 · Money ...		2.10	-2.10
Deposit	02/28/2018			Interest	1181 · Money ...		2.88	-4.98
Deposit	03/31/2018			Interest	1181 · Money ...		2.58	-7.56
Deposit	04/30/2018			Interest	1181 · Money ...		1.45	-9.01
Deposit	05/31/2018			Interest	1181 · Money ...		0.82	-9.83
Deposit	06/30/2018			Interest	1181 · Money ...		1.38	-11.21
Deposit	07/31/2018			Interest	1181 · Money ...		2.61	-13.82
Deposit	08/31/2018			Interest	1181 · Money ...		0.83	-14.65
Deposit	10/31/2018			Interest	1181 · Money ...		1.86	-16.51
Deposit	11/30/2018			Interest	1181 · Money ...		1.36	-17.87
Deposit	12/31/2018			Interest	1181 · Money ...		1.90	-19.77
Total 419 · Interest Income - Other						0.00	19.77	-19.77
Total 419 · Interest Income						0.00	19.77	-19.77
Other Income - Other								0.00
Total Other Income - Other								0.00
Total Other Income						321,485.69	695,027.77	-373,542.08
Other Expense								0.00
408 · Ad-Valorem Tax								0.00
6408 · Advalorem Tax Exp								0.00
Total 6408 · Advalorem Tax Exp								0.00

Fort Cobb Fuel Authority
General Ledger
As of December 31, 2018

Type	Date	Num	Name	Memo	Split	Debit	Credit	Balance
408 · Ad-Valorem Tax - Other								0.00
General Journal	01/31/2018	180131		Monthly adval...	2402 · Advalor...	4,664.00		4,664.00
General Journal	02/28/2018	180228		Monthly adval...	2402 · Advalor...	4,664.00		9,328.00
General Journal	03/31/2018	180331		Monthly adval...	2402 · Advalor...	4,664.00		13,992.00
General Journal	04/30/2018	180430		Monthly adval...	2402 · Advalor...	4,664.00		18,656.00
General Journal	05/31/2018	180531		Monthly adval...	2402 · Advalor...	4,664.00		23,320.00
General Journal	06/30/2018	180630		Monthly adval...	2402 · Advalor...	4,664.00		27,984.00
General Journal	07/31/2018	180731		Monthly adval...	2402 · Advalor...	4,664.00		32,648.00
General Journal	08/31/2018	180831		Monthly adval...	2402 · Advalor...	4,664.00		37,312.00
General Journal	09/30/2018	180930		Monthly adval...	2402 · Advalor...	4,664.00		41,976.00
General Journal	10/31/2018	181031		Monthly adval...	2402 · Advalor...	4,664.00		46,640.00
Bill	11/12/2018	2018 ...	Washington County ...	2018 Tax Lot ...	2233 · Other	299.00		46,939.00
Bill	11/12/2018	2018 ...	Washington County ...	2018 Tax Lot ...	2233 · Other	36.00		46,975.00
Bill	11/19/2018	18119...	Grant County Treas...	2018 tax year	2233 · Other	3.00		46,978.00
Bill	11/20/2018	5609-...	Harmon County Tre...		2203 · Taxes	258.00		47,236.00
Bill	11/29/2018	2018 -...	Osage County Trea...	Southside (sh...	2203 · Taxes	35.00		47,271.00
General Journal	11/30/2018	181130		Monthly adval...	2402 · Advalor...	4,664.00		51,935.00
General Journal	12/31/2018	181231		Monthly adval...	2402 · Advalor...	4,664.00		56,599.00
General Journal	12/31/2018	181231		Reverse 2018...	2402 · Advalor...		1,778.00	54,821.00
Total 408 · Ad-Valorem Tax - Other						56,599.00	1,778.00	54,821.00
Total 408 · Ad-Valorem Tax						56,599.00	1,778.00	54,821.00
409 · Income Tax								0.00
6900 · Corporate income tax								0.00
Total 6900 · Corporate income tax								0.00
409 · Income Tax - Other								0.00
Total 409 · Income Tax - Other								0.00
Total 409 · Income Tax								0.00
427 · Interest Expense								0.00
6860 · Interest expense								0.00
Total 6860 · Interest expense								0.00
6861 · Interest-Meter Deposits								0.00
Total 6861 · Interest-Meter Deposits								0.00

Fort Cobb Fuel Authority
General Ledger
As of December 31, 2018

Type	Date	Num	Name	Memo	Split	Debit	Credit	Balance
427 · Interest Expense - Other								0.00
Bill	01/01/2018	180101	Bank 7	Loan 1010609	2233 · Other	21,292.51		21,292.51
Bill	02/01/2018	180206	Bank 7	Loan 1010609	2233 · Other	21,225.83		42,518.34
General Journal	02/01/2018	180206		Bradelyn Shof...	2413 · Custom...	0.18		42,518.52
General Journal	02/28/2018	180301		Feb 2/2 -2/28 ...	481.11 · Com...	0.28		42,518.80
Bill	03/01/2018	180301	Bank 7	Loan 1010609	2233 · Other	21,832.52		64,351.32
Bill	04/01/2018	180401	Bank 7	Loan 1010609	2233 · Other	21,765.18		86,116.50
General Journal	04/30/2018	180501		Apr 4/2 -4/30 ...	481.11 · Com...	1.01		86,117.51
Bill	05/01/2018	180501	Bank 7	Loan 1010609	2233 · Other	21,697.50		107,815.01
Bill	05/29/2018	180529	Bank 7	Loan 1010609	2233 · Other	21,629.49		129,444.50
General Journal	05/31/2018	180531		Interest on Ov...	1107 · Checkin...	1.30		129,445.80
Bill	06/25/2018	180625	Bank 7	Loan 1010609	2233 · Other	21,561.14		151,006.94
General Journal	06/30/2018	18063...		6/2/18-6/30/1...	480.01 · Resid...	0.85		151,007.79
Bill	07/26/2018	180726	Bank 7	Loan 1010609	2233 · Other	21,492.44		172,500.23
General Journal	07/31/2018	18080...		7/2/18-7/31/1...	480.01 · Resid...	5.51		172,505.74
Bill	08/27/2018	180827	Bank 7	Loan 1010609	2233 · Other	21,423.41		193,929.15
General Journal	08/31/2018	18090...		8/2/18-8/31/1...	480.01 · Resid...	5.82		193,934.97
Bill	09/25/2018	180935	Bank 7	Loan 1010609	2233 · Other	21,354.03		215,289.00
General Journal	09/30/2018	18100...		9/2/18-9/30/1...	480.01 · Resid...	2.98		215,291.98
Bill	10/26/2018	181026	Bank 7	Loan 1010609	2233 · Other	21,884.30		237,176.28
Bill	10/26/2018	181026	Bank 7	Loan 1010609	2233 · Other	30.00		237,206.28
General Journal	10/31/2018	181103		10/2/18-10/31...	480.01 · Resid...	0.78		237,207.06
Bill	11/26/2018	181126	Bank 7	Loan 1010609	2233 · Other	22,414.21		259,621.27
Bill	11/26/2018	181126	Bank 7	Loan 1010609	2233 · Other	30.00		259,651.27
General Journal	11/30/2018	18120...		11/2/18-11/30...	480.01 · Resid...	1.77		259,653.04
Bill	12/26/2018	18122...	Bank 7	Loan 1010609	2233 · Other	21,743.78		281,396.82
Bill	12/26/2018	18122...	Bank 7	Loan 1010609	2233 · Other	0.00		281,396.82
Bill	12/26/2018	18122...	Bank 7	Loan 1010609	2233 · Other	3,315.97		284,712.79
Bill	12/26/2018	18122...	Bank 7	Loan 1010609	2233 · Other	0.00		284,712.79
General Journal	12/31/2018	19010...		12/2/18-12/31...	480.01 · Resid...	1.87		284,714.66
Total 427 · Interest Expense - Other						284,714.66	0.00	284,714.66
Total 427 · Interest Expense						284,714.66	0.00	284,714.66
6760 · Other expense pre 2013								0.00
Total 6760 · Other expense pre 2013								0.00
Other Expense - Other								0.00
Total Other Expense - Other								0.00
Total Other Expense						341,313.66	1,778.00	339,535.66
No accnt								0.00
Total no accnt								0.00
TOTAL						**15,242,267.23**	**15,242,267.23**	**0.00**

Navitas Assets, LLC
General Ledger
As of December 31, 2017

Type	Date	Num	Name	Memo	Split	Debit	Credit	Balance
1100 · Cash								715.06
1110 · Checking - First Citizens Bank								398.17
Transfer	01/06/2017			Funds Transfer	1112 · Checkin...		398.17	0.00
Total 1110 · Checking - First Citizens Bank						0.00	398.17	0.00
1111 · Checking - ASB								0.00
Total 1111 · Checking - ASB								0.00
1112 · Checking - F&M Bank								316.89
Transfer	01/06/2017			Funds Transfer	1110 · Checkin...	398.17		715.06
Bill Pmt -Check	01/30/2017	Transfer	F&M Bank	9690700	2232 · Other		7,008.21	-6,293.15
Payment	01/30/2017	1562	Fort Cobb Fuel Auth...		1242 · Custom...	7,824.00		1,530.85
Bill Pmt -Check	01/30/2017	2508	Koll/Irvine Communi...		2232 · Other		998.82	532.03
Bill Pmt -Check	02/08/2017	2509	Clerk of the Court		2232 · Other		30.00	502.03
Bill Pmt -Check	02/08/2017	2510	Clerk of the Court	VOID:	2232 · Other	0.00		502.03
Bill Pmt -Check	02/08/2017	2511	Clerk of the Court	VOID:	2232 · Other	0.00		502.03
Bill Pmt -Check	02/09/2017	2512	C T Corporation Sys...		2232 · Other		380.00	122.03
Bill Pmt -Check	02/09/2017	2513	County of Orange	427-193-19 2...	2202 · Taxes		5,027.74	-4,905.71
Payment	02/09/2017	1565	Fort Cobb Fuel Auth...		1242 · Custom...	19,566.00		14,660.29
Bill Pmt -Check	02/09/2017	2514	Cal Process Servers	VOID:	2232 · Other	0.00		14,660.29
Bill Pmt -Check	02/28/2017	Transfer	F&M Bank	9690700	2232 · Other		7,008.21	7,652.08
Payment	03/06/2017	1290	Navitas TN NG LLC		1242 · Custom...	3,444.00		11,096.08
Payment	03/06/2017	1583	Fort Cobb Fuel Auth...		1242 · Custom...	32,610.00		43,706.08
Bill Pmt -Check	03/06/2017	2515	Koll/Irvine Communi...	502-3186D-CU	2232 · Other		499.41	43,206.67
Payment	03/07/2017	5987	NUC - OK systems		1242 · Custom...	40,731.02		83,937.69
Bill Pmt -Check	03/13/2017	2516	Skylite Tec		2232 · Other		3,600.00	80,337.69
Check	03/13/2017	2517	Fort Cobb Fuel Auth...		1812 · Investm...		70,000.00	10,337.69
Bill Pmt -Check	03/20/2017	2518	Delaware Secretary ...	#51-6000279	2232 · Other		300.00	10,037.69
Bill Pmt -Check	03/31/2017	Transfer	F&M Bank	9690700	2232 · Other		7,008.21	3,029.48
Payment	04/04/2017	1597	Fort Cobb Fuel Auth...		1242 · Custom...	19,560.00		22,589.48
Payment	04/04/2017	1244	Navitas KY NG LLC		1242 · Custom...	732.00		23,321.48
Payment	04/04/2017	1304	Navitas TN NG LLC		1242 · Custom...	2,616.00		25,937.48
Payment	04/04/2017	6123	NUC - OK systems		1242 · Custom...	7,368.30		33,305.78
Bill Pmt -Check	04/04/2017	2519	Koll/Irvine Communi...	502-3186D-CU	2232 · Other		499.41	32,806.37
Check	04/11/2017	2520	Navitas KY NG LLC	Equity Invest...	1814 · Investm...		25,000.00	7,806.37
Bill Pmt -Check	04/30/2017	Transfer	F&M Bank	9690700	2232 · Other		7,008.21	798.16
General Journal	04/30/2017	170430		deposit error	6320 · Bank fees		0.30	797.86
Payment	05/23/2017	6291	NUC - OK systems		1242 · Custom...	9,812.52		10,610.38
Bill Pmt -Check	05/23/2017	2521	Koll/Irvine Communi...		2232 · Other		998.82	9,611.56
Bill Pmt -Check	05/30/2017	Transfer	F&M Bank	9690700	2232 · Other		7,008.21	2,603.35
Payment	06/22/2017	6397	NUC - OK systems		1242 · Custom...	5,000.00		7,603.35
Bill Pmt -Check	06/30/2017	Transfer	F&M Bank	9690700	2232 · Other		7,008.21	595.14
General Journal	07/05/2017	170705		Loan Proceed...	1191 · Dep. in ...	20,000.00		20,595.14
Check	07/06/2017	2522	Navitas Communica...	Loan Proceed...	1191 · Dep. in ...		20,000.00	595.14
Bill Pmt -Check	07/21/2017	2523	Koll/Irvine Communi...		2232 · Other		998.82	-403.68
Payment	07/21/2017	1329	Navitas TN NG LLC		1242 · Custom...	2,586.00		2,182.32
Payment	07/21/2017	1269	Navitas KY NG LLC		1242 · Custom...	726.00		2,908.32
Payment	07/21/2017	6517	NUC - OK systems		1242 · Custom...	4,200.00		7,108.32

Navitas Assets, LLC
General Ledger
As of December 31, 2017

Type	Date	Num	Name	Memo	Split	Debit	Credit	Balance
Bill Pmt -Check	07/30/2017	Transfer	F&M Bank	9690700	2232 · Other		7,008.21	100.11
Payment	08/21/2017	1649	Fort Cobb Fuel Auth...		1242 · Custom...	6,376.00		6,476.11
Payment	08/21/2017	1337	Navitas TN NG LLC		1242 · Custom...	867.00		7,343.11
Bill Pmt -Check	08/31/2017	Transfer	F&M Bank	9690700	2232 · Other		7,008.21	334.90
Bill Pmt -Check	09/15/2017	2526	Franchise Tax Board	20-8819310 2...	2232 · Other		800.00	-465.10
Bill Pmt -Check	09/15/2017	2525	Kentucky Departme...		2232 · Other		176.00	-641.10
Bill Pmt -Check	09/20/2017	2527	Koll/Irvine Communi...		2232 · Other		998.82	-1,639.92
Payment	09/20/2017	1344	Navitas TN NG LLC		1242 · Custom...	1,734.00		94.08
Payment	09/20/2017	1276	Navitas KY NG LLC		1242 · Custom...	729.00		823.08
Payment	09/20/2017	1657	Fort Cobb Fuel Auth...		1242 · Custom...	6,484.00		7,307.08
Bill Pmt -Check	09/30/2017	Transfer	F&M Bank	9690700	2232 · Other		7,008.21	298.87
Bill Pmt -Check	10/30/2017	Transfer	F&M Bank	9690700	2232 · Other		7,008.21	-6,709.34
Payment	10/31/2017	6885	NUC - OK systems		1242 · Custom...	6,772.90		63.56
General Journal	11/16/2017	1399		Thomas Hartli...	3102 · Member...	5,000.00		5,063.56
General Journal	11/16/2017	XXXX		Richard Varn...	3102 · Member...	80,000.00		85,063.56
Bill Pmt -Check	11/16/2017	2528	HBC CPAs & Advisors		2232 · Other		2,825.00	82,238.56
Bill Pmt -Check	11/16/2017	2529	Koll/Irvine Communi...		2232 · Other		998.82	81,239.74
Check	11/16/2017	2530	Fort Cobb Fuel Auth...		1812 · Investm...		85,000.00	-3,760.26
Payment	11/16/2017	1676	Fort Cobb Fuel Auth...		1242 · Custom...	11,484.00		7,723.74
Bill Pmt -Check	11/30/2017	Transfer	F&M Bank	9690700	2232 · Other		7,008.21	715.53
Bill Pmt -Check	12/08/2017	2531	County of Orange	427-193-19 2...	2202 · Taxes		5,130.86	-4,415.33
Payment	12/11/2017	1358	Navitas TN NG LLC		1242 · Custom...	2,601.00		-1,814.33
Payment	12/11/2017	1291	Navitas KY NG LLC		1242 · Custom...	729.00		-1,085.33
Payment	12/11/2017	7089	NUC - OK systems		1242 · Custom...	3,047.88		1,962.55
Payment	12/28/2017	1697	Fort Cobb Fuel Auth...		1242 · Custom...	7,968.00		9,930.55
Bill Pmt -Check	12/30/2017	Transfer	F&M Bank	9690700	2232 · Other		7,008.21	2,922.34
Total 1112 · Checking - F&M Bank						310,966.79	308,361.34	2,922.34
1171 · Money Market - [institution]								0.00
Total 1171 · Money Market - [institution]								0.00
1191 · Dep. in Error								0.00
General Journal	07/05/2017	170705		Loan Proceed...	1112 · Checkin...		20,000.00	-20,000.00
Check	07/06/2017	2522	Navitas Communica...	Loan Proceed...	1112 · Checkin...	20,000.00		0.00
Total 1191 · Dep. in Error						20,000.00	20,000.00	0.00
1199 · Loan proceeds clearing account								0.00
Total 1199 · Loan proceeds clearing account								0.00
1100 · Cash - Other								0.00
Total 1100 · Cash - Other								0.00
Total 1100 · Cash						330,966.79	328,759.51	2,922.34
1200 · A/R								92,532.98
1212 · Membership distribution								0.00
Total 1212 · Membership distribution								0.00

Navitas Assets, LLC
General Ledger
As of December 31, 2017

Type	Date	Num	Name	Memo	Split	Debit	Credit	Balance
1222 · Notes to affiliates								0.00
Total 1222 · Notes to affiliates								0.00
1242 · Customers								92,532.98
Invoice	01/01/2017	1701F...	Fort Cobb Fuel Auth...		-SPLIT-	6,484.00		99,016.98
Invoice	01/01/2017	1701K...	Navitas KY NG LLC		-SPLIT-	243.00		99,259.98
Invoice	01/01/2017	1701T...	Navitas TN NG LLC		-SPLIT-	867.00		100,126.98
Payment	01/30/2017	1562	Fort Cobb Fuel Auth...		1112 · Checkin...		7,824.00	92,302.98
Invoice	01/31/2017	1701N...	NUC - OK systems		-SPLIT-	11,642.04		103,945.02
Invoice	02/01/2017	1702F...	Fort Cobb Fuel Auth...		-SPLIT-	6,484.00		110,429.02
Invoice	02/01/2017	1702K...	Navitas KY NG LLC		-SPLIT-	243.00		110,672.02
Invoice	02/01/2017	1702T...	Navitas TN NG LLC		-SPLIT-	867.00		111,539.02
Payment	02/09/2017	1565	Fort Cobb Fuel Auth...		1112 · Checkin...		19,566.00	91,973.02
Invoice	02/28/2017	1702N...	NUC - OK systems		-SPLIT-	7,368.30		99,341.32
Invoice	03/01/2017	1703F...	Fort Cobb Fuel Auth...		-SPLIT-	6,484.00		105,825.32
Invoice	03/01/2017	1703K...	Navitas KY NG LLC		-SPLIT-	243.00		106,068.32
Invoice	03/01/2017	1703T...	Navitas TN NG LLC		-SPLIT-	867.00		106,935.32
Payment	03/06/2017	1290	Navitas TN NG LLC		1112 · Checkin...		3,444.00	103,491.32
Payment	03/06/2017	1583	Fort Cobb Fuel Auth...		1112 · Checkin...		32,610.00	70,881.32
Payment	03/07/2017	5987	NUC - OK systems		1112 · Checkin...		40,731.02	30,150.30
Invoice	03/31/2017	1703N...	NUC - OK systems		-SPLIT-	5,819.04		35,969.34
Invoice	04/01/2017	1704F...	Fort Cobb Fuel Auth...		-SPLIT-	6,484.00		42,453.34
Invoice	04/01/2017	1704K...	Navitas KY NG LLC		-SPLIT-	243.00		42,696.34
Invoice	04/01/2017	1704T...	Navitas TN NG LLC		-SPLIT-	867.00		43,563.34
Payment	04/04/2017	1597	Fort Cobb Fuel Auth...		1112 · Checkin...		19,560.00	24,003.34
Payment	04/04/2017	1244	Navitas KY NG LLC		1112 · Checkin...		732.00	23,271.34
Payment	04/04/2017	1304	Navitas TN NG LLC		1112 · Checkin...		2,616.00	20,655.34
Payment	04/04/2017	6123	NUC - OK systems		1112 · Checkin...		7,368.30	13,287.04
Invoice	04/30/2017	1704N...	NUC - OK systems		-SPLIT-	3,993.48		17,280.52
Invoice	05/01/2017	1705F...	Fort Cobb Fuel Auth...		-SPLIT-	6,484.00		23,764.52
Invoice	05/01/2017	1705K...	Navitas KY NG LLC		-SPLIT-	243.00		24,007.52
Invoice	05/01/2017	1705T...	Navitas TN NG LLC		-SPLIT-	867.00		24,874.52
Payment	05/23/2017	6291	NUC - OK systems		1112 · Checkin...		9,812.52	15,062.00
Invoice	05/31/2017	1705N...	NUC - OK systems		-SPLIT-	3,550.50		18,612.50
Invoice	06/01/2017	1706F...	Fort Cobb Fuel Auth...		-SPLIT-	6,484.00		25,096.50
Invoice	06/01/2017	1706K...	Navitas KY NG LLC		-SPLIT-	243.00		25,339.50
Invoice	06/01/2017	1706T...	Navitas TN NG LLC		-SPLIT-	867.00		26,206.50
Payment	06/22/2017	6397	NUC - OK systems		1112 · Checkin...		5,000.00	21,206.50
Invoice	06/30/2017	1706N...	NUC - OK systems		-SPLIT-	3,681.72		24,888.22
Invoice	07/01/2017	1707K...	Navitas KY NG LLC		-SPLIT-	243.00		25,131.22
Invoice	07/01/2017	1707T...	Navitas TN NG LLC		-SPLIT-	867.00		25,998.22
Invoice	07/01/2017	1707F...	Fort Cobb Fuel Auth...		-SPLIT-	6,484.00		32,482.22
Payment	07/21/2017	1329	Navitas TN NG LLC		1112 · Checkin...		2,586.00	29,896.22
Payment	07/21/2017	1269	Navitas KY NG LLC		1112 · Checkin...		726.00	29,170.22
Payment	07/21/2017	6517	NUC - OK systems		1112 · Checkin...		4,200.00	24,970.22
Invoice	07/31/2017	1707N...	NUC - OK systems		-SPLIT-	4,194.72		29,164.94
Invoice	08/01/2017	1708K...	Navitas KY NG LLC		-SPLIT-	243.00		29,407.94
Invoice	08/01/2017	1708T...	Navitas TN NG LLC		-SPLIT-	867.00		30,274.94
Invoice	08/01/2017	1708F...	Fort Cobb Fuel Auth...		-SPLIT-	6,484.00		36,758.94

Navitas Assets, LLC
General Ledger
As of December 31, 2017

Type	Date	Num	Name	Memo	Split	Debit	Credit	Balance
Payment	08/21/2017	1649	Fort Cobb Fuel Auth...		1112 · Checkin...		6,376.00	30,382.94
Payment	08/21/2017	1337	Navitas TN NG LLC		1112 · Checkin...		867.00	29,515.94
Invoice	08/31/2017	1708N...	NUC - OK systems		-SPLIT-	4,198.32		33,714.26
Invoice	09/01/2017	1709K...	Navitas KY NG LLC		-SPLIT-	243.00		33,957.26
Invoice	09/01/2017	1709T...	Navitas TN NG LLC		-SPLIT-	867.00		34,824.26
Invoice	09/01/2017	1709F...	Fort Cobb Fuel Auth...		-SPLIT-	6,484.00		41,308.26
Payment	09/20/2017	1344	Navitas TN NG LLC		1112 · Checkin...		1,734.00	39,574.26
Payment	09/20/2017	1276	Navitas KY NG LLC		1112 · Checkin...		729.00	38,845.26
Payment	09/20/2017	1657	Fort Cobb Fuel Auth...		1112 · Checkin...		6,484.00	32,361.26
Invoice	09/30/2017	1709N...	NUC - OK systems		-SPLIT-	3,395.52		35,756.78
Invoice	10/01/2017	1710T...	Navitas TN NG LLC		-SPLIT-	867.00		36,623.78
Invoice	10/01/2017	1710K...	Navitas KY NG LLC		-SPLIT-	243.00		36,866.78
Invoice	10/01/2017	1710F...	Fort Cobb Fuel Auth...		-SPLIT-	6,484.00		43,350.78
Payment	10/31/2017	6885	NUC - OK systems		1112 · Checkin...		6,772.90	36,577.88
Invoice	10/31/2017	1710N...	NUC - OK systems		-SPLIT-	5,107.68		41,685.56
Invoice	11/01/2017	1711T...	Navitas TN NG LLC		-SPLIT-	867.00		42,552.56
Invoice	11/01/2017	1711K...	Navitas KY NG LLC		-SPLIT-	243.00		42,795.56
Invoice	11/01/2017	1711F...	Fort Cobb Fuel Auth...		-SPLIT-	6,484.00		49,279.56
Payment	11/16/2017	1676	Fort Cobb Fuel Auth...		1112 · Checkin...		11,484.00	37,795.56
Invoice	11/30/2017	1711N...	NUC - OK systems		-SPLIT-	6,956.82		44,752.38
Invoice	12/01/2017	1712T...	Navitas TN NG LLC		-SPLIT-	867.00		45,619.38
Invoice	12/01/2017	1712K...	Navitas KY NG LLC		-SPLIT-	243.00		45,862.38
Invoice	12/01/2017	1712F...	Fort Cobb Fuel Auth...		-SPLIT-	6,484.00		52,346.38
Payment	12/11/2017	1358	Navitas TN NG LLC		1112 · Checkin...		2,601.00	49,745.38
Payment	12/11/2017	1291	Navitas KY NG LLC		1112 · Checkin...		729.00	49,016.38
Payment	12/11/2017	7089	NUC - OK systems		1112 · Checkin...		3,047.88	45,968.50
Payment	12/28/2017	1697	Fort Cobb Fuel Auth...		1112 · Checkin...		7,968.00	38,000.50
Invoice	12/31/2017	1712N...	NUC - OK systems		-SPLIT-	10,298.34		48,298.84
Total 1242 · Customers						161,334.48	205,568.62	48,298.84
1252 · Other								0.00
Total 1252 · Other								0.00
1262 · Notes to members								0.00
Total 1262 · Notes to members								0.00
1200 · A/R - Other								0.00
Total 1200 · A/R - Other								0.00
Total 1200 · A/R						161,334.48	205,568.62	48,298.84
12000 · Undeposited Funds								0.00
Total 12000 · Undeposited Funds								0.00
1300 · Inventory								0.00
1352 · System work in progress								0.00
Total 1352 · System work in progress								0.00

Navitas Assets, LLC
General Ledger
As of December 31, 2017

Type	Date	Num	Name	Memo	Split	Debit	Credit	Balance
1300 · Inventory - Other								0.00
Total 1300 · Inventory - Other								0.00
Total 1300 · Inventory								0.00
1400 · Prepaids								0.00
1401 · Prepaid Investment in Gasco								0.00
Total 1401 · Prepaid Investment in Gasco								0.00
1411 · Taxes								0.00
Total 1411 · Taxes								0.00
1421 · Construction in Process								0.00
Total 1421 · Construction in Process								0.00
1400 · Prepaids - Other								0.00
Total 1400 · Prepaids - Other								0.00
Total 1400 · Prepaids								0.00
1500 · CIEB								0.00
1512 · Costs in excess of billing								0.00
Total 1512 · Costs in excess of billing								0.00
1500 · CIEB - Other								0.00
Total 1500 · CIEB - Other								0.00
Total 1500 · CIEB								0.00
1600 · P and E								543,373.74
1606 · Leasehold Improvements								704,437.91
Bill	03/03/2017	12264	Skylite Tec	Skylight repair	2232 · Other	3,600.00		708,037.91
Total 1606 · Leasehold Improvements						3,600.00	0.00	708,037.91
1607 · Tools & Equipment								8,509.35
Total 1607 · Tools & Equipment								8,509.35
1649 · Rural reinvestment equipment								35,970.30
Total 1649 · Rural reinvestment equipment								35,970.30
1656 · A/D - Leasehold Improvements								-177,955.86
General Journal	03/31/2017	170331			-SPLIT-		9,303.94	-187,259.80
General Journal	06/30/2017	170630			-SPLIT-		9,303.94	-196,563.74
General Journal	09/30/2017	170930			-SPLIT-		9,303.94	-205,867.68
General Journal	12/31/2017	171231			-SPLIT-		9,303.94	-215,171.62
Total 1656 · A/D - Leasehold Improvements						0.00	37,215.76	-215,171.62

Navitas Assets, LLC
General Ledger
As of December 31, 2017

Type	Date	Num	Name	Memo	Split	Debit	Credit	Balance
1657 · A/D - Tools & Equipment								-6,005.72
General Journal	03/31/2017	170331			1656 · A/D - Le...		156.48	-6,162.20
General Journal	06/30/2017	170630			1656 · A/D - Le...		156.48	-6,318.68
General Journal	09/30/2017	170930			1656 · A/D - Le...		156.48	-6,475.16
General Journal	12/31/2017	171231			1656 · A/D - Le...		156.48	-6,631.64
Total 1657 · A/D - Tools & Equipment						0.00	625.92	-6,631.64
1699 · A/D - Rural reinvestement equip								-21,582.24
General Journal	03/31/2017	170331			1656 · A/D - Le...		899.26	-22,481.50
General Journal	06/30/2017	170630			1656 · A/D - Le...		899.26	-23,380.76
General Journal	09/30/2017	170930			1656 · A/D - Le...		899.26	-24,280.02
General Journal	12/31/2017	171231			1656 · A/D - Le...		899.26	-25,179.28
Total 1699 · A/D - Rural reinvestement equip						0.00	3,597.04	-25,179.28
1600 · P and E - Other								0.00
Total 1600 · P and E - Other								0.00
Total 1600 · P and E						3,600.00	41,438.72	505,535.02
1700 · F/A								649,931.24
1711 · Pipe								119,200.00
Total 1711 · Pipe								119,200.00
1712 · Stations								0.00
Total 1712 · Stations								0.00
1720 · Land								574,557.91
Total 1720 · Land								574,557.91
1761 · A/D - Pipe								-43,826.67
General Journal	03/31/2017	170331			1656 · A/D - Le...		1,192.00	-45,018.67
General Journal	06/30/2017	170630			1656 · A/D - Le...		1,192.00	-46,210.67
General Journal	09/30/2017	170930			1656 · A/D - Le...		1,192.00	-47,402.67
General Journal	12/31/2017	171231			1656 · A/D - Le...		1,192.00	-48,594.67
Total 1761 · A/D - Pipe						0.00	4,768.00	-48,594.67
1762 · A/D - Stations								0.00
Total 1762 · A/D - Stations								0.00
1700 · F/A - Other								0.00
Total 1700 · F/A - Other								0.00
Total 1700 · F/A						0.00	4,768.00	645,163.24
1800 · OLTA								710,134.39
1811 · Organizational costs								242,700.68
Total 1811 · Organizational costs								242,700.68

Navitas Assets, LLC
General Ledger
As of December 31, 2017

Type	Date	Num	Name	Memo	Split	Debit	Credit	Balance
1812 · Investment in - FCFA								672,152.67
Check	03/13/2017	2517	Fort Cobb Fuel Auth...	Investment in ...	1112 · Checkin...	70,000.00		742,152.67
General Journal	11/16/2017	171116		Convert NUC ...	3102 · Member...	15,000.00		757,152.67
Check	11/16/2017	2530	Fort Cobb Fuel Auth...	Capital Contri...	1112 · Checkin...	85,000.00		842,152.67
General Journal	12/31/2017	171231		2017 FCFA n...	417 · Revenue...		533,436.00	308,716.67
Total 1812 · Investment in - FCFA						170,000.00	533,436.00	308,716.67
1813 · Investment in - Navitas TN NG								6,515.00
General Journal	12/31/2017	171231		2017 TNNG n...	417 · Revenue...		68,099.00	-61,584.00
Total 1813 · Investment in - Navitas TN NG						0.00	68,099.00	-61,584.00
1814 · Investment in - Navitas KY NG								31,466.72
Check	04/11/2017	2520	Navitas KY NG LLC	Equity Invest...	1112 · Checkin...	25,000.00		56,466.72
General Journal	12/31/2017	171231		2017 KYNG n...	417 · Revenue...	110,540.00		167,006.72
Total 1814 · Investment in - Navitas KY NG						135,540.00	0.00	167,006.72
1815 · Investment In - Navitas TX NG								0.00
General Journal	12/31/2017	171231		2017 TXNG n...	417 · Revenue...	25,948.00		25,948.00
Total 1815 · Investment In - Navitas TX NG						25,948.00	0.00	25,948.00
1862 · A/D - Org costs								-242,700.68
Total 1862 · A/D - Org costs								-242,700.68
1800 · OLTA - Other								0.00
Total 1800 · OLTA - Other								0.00
Total 1800 · OLTA						331,488.00	601,535.00	440,087.39
1900 · Intangible(s)								0.00
Total 1900 · Intangible(s)								0.00
2000 · Acquisition clearing account								0.00
2001 · True up - FCFA								0.00
Total 2001 · True up - FCFA								0.00
2000 · Acquisition clearing account - Other								0.00
Total 2000 · Acquisition clearing account - Other								0.00
Total 2000 · Acquisition clearing account								0.00

Navitas Assets, LLC
General Ledger
As of December 31, 2017

Type	Date	Num	Name	Memo	Split	Debit	Credit	Balance
2200 · A/P								-5,027.74
2202 · Taxes								-5,027.74
Bill Pmt -Check	02/09/2017	2513	County of Orange	427-193-19 2...	1112 · Checkin...	5,027.74		0.00
Bill	09/26/2017	2017 ...	County of Orange	427-193-19 2...	2408 · Ad Valo...		5,130.86	-5,130.86
Bill	09/26/2017	2017 ...	County of Orange	427-193-19 2...	2408 · Ad Valo...		5,130.86	-10,261.72
Bill Pmt -Check	12/08/2017	2531	County of Orange	427-193-19 2...	1112 · Checkin...	5,130.86		-5,130.86
Total 2202 · Taxes						10,158.60	10,261.72	-5,130.86
2232 · Other								0.00
Bill	01/01/2017	161219	Koll/Irvine Communi...	502-3186D-CU	6410 · Lic, per...		499.41	-499.41
Bill	01/15/2017	170120	F&M Bank	9690700	-SPLIT-		7,008.21	-7,507.62
Bill Pmt -Check	01/30/2017	Transfer	F&M Bank	9690700	1112 · Checkin...	7,008.21		-499.41
Bill Pmt -Check	01/30/2017	2508	Koll/Irvine Communi...		1112 · Checkin...	998.82		499.41
Bill	02/01/2017	170118	Koll/Irvine Communi...	502-3186D-CU	6410 · Lic, per...		499.41	0.00
Bill	02/01/2017	50034...	C T Corporation Sys...		6410 · Lic, per...		380.00	-380.00
Bill	02/08/2017	170208	Clerk of the Court		6425 · Legal		30.00	-410.00
Bill Pmt -Check	02/08/2017	2509	Clerk of the Court		1112 · Checkin...	30.00		-380.00
Bill	02/08/2017	170208	Clerk of the Court	VOID:	6425 · Legal	0.00		-380.00
Bill	02/08/2017	170208	Clerk of the Court	VOID:	6425 · Legal	0.00		-380.00
Bill Pmt -Check	02/08/2017	2510	Clerk of the Court	VOID:	1112 · Checkin...	0.00		-380.00
Bill Pmt -Check	02/08/2017	2511	Clerk of the Court	VOID:	1112 · Checkin...	0.00		-380.00
Bill Pmt -Check	02/09/2017	2512	C T Corporation Sys...		1112 · Checkin...	380.00		0.00
Bill	02/09/2017	170209	Cal Process Servers	VOID:	6425 · Legal	0.00		0.00
Bill Pmt -Check	02/09/2017	2514	Cal Process Servers	VOID:	1112 · Checkin...	0.00		0.00
Bill	02/15/2017	170215	F&M Bank	9690700	-SPLIT-		7,008.21	-7,008.21
Bill Pmt -Check	02/28/2017	Transfer	F&M Bank	9690700	1112 · Checkin...	7,008.21		0.00
Bill	03/01/2017	170222	Koll/Irvine Communi...	502-3186D-CU	6410 · Lic, per...		499.41	-499.41
Bill	03/03/2017	12264	Skylite Tec		1606 · Leaseh...		3,600.00	-4,099.41
Bill Pmt -Check	03/06/2017	2515	Koll/Irvine Communi...	502-3186D-CU	1112 · Checkin...	499.41		-3,600.00
Bill Pmt -Check	03/13/2017	2516	Skylite Tec		1112 · Checkin...	3,600.00		0.00
Bill	03/15/2017	170315	F&M Bank	9690700	-SPLIT-		7,008.21	-7,008.21
Bill	03/20/2017	43224...	Delaware Secretary ...		6410 · Lic, per...		300.00	-7,308.21
Bill Pmt -Check	03/20/2017	2518	Delaware Secretary ...	#51-6000279	1112 · Checkin...	300.00		-7,008.21
Bill Pmt -Check	03/31/2017	Transfer	F&M Bank	9690700	1112 · Checkin...	7,008.21		0.00
Bill	04/01/2017	170324	Koll/Irvine Communi...	502-3186D-CU	6410 · Lic, per...		499.41	-499.41
Bill Pmt -Check	04/04/2017	2519	Koll/Irvine Communi...	502-3186D-CU	1112 · Checkin...	499.41		0.00
Bill	04/15/2017	170415	F&M Bank	9690700	-SPLIT-		7,008.21	-7,008.21
Bill Pmt -Check	04/30/2017	Transfer	F&M Bank	9690700	1112 · Checkin...	7,008.21		0.00
Bill	05/01/2017	170421	Koll/Irvine Communi...	502-3186D-CU	6410 · Lic, per...		499.41	-499.41
Bill	05/15/2017	170519	F&M Bank	9690700	-SPLIT-		7,008.21	-7,507.62
Bill Pmt -Check	05/23/2017	2521	Koll/Irvine Communi...		1112 · Checkin...	998.82		-6,508.80
Bill Pmt -Check	05/30/2017	Transfer	F&M Bank	9690700	1112 · Checkin...	7,008.21		499.41
Bill	06/01/2017	170518	Koll/Irvine Communi...	502-3186D-CU	6410 · Lic, per...		499.41	0.00
Bill	06/15/2017	170619	F&M Bank	9690700	-SPLIT-		7,008.21	-7,008.21
Bill Pmt -Check	06/30/2017	Transfer	F&M Bank	9690700	1112 · Checkin...	7,008.21		0.00
Bill	07/01/2017	170619	Koll/Irvine Communi...	502-3186D-CU	6410 · Lic, per...		499.41	-499.41
Bill	07/15/2017	170718	F&M Bank	9690700	-SPLIT-		7,008.21	-7,507.62
Bill Pmt -Check	07/21/2017	2523	Koll/Irvine Communi...		1112 · Checkin...	998.82		-6,508.80

Navitas Assets, LLC
General Ledger
As of December 31, 2017

Type	Date	Num	Name	Memo	Split	Debit	Credit	Balance
Bill Pmt -Check	07/30/2017	Transfer	F&M Bank	9690700	1112 · Checkin...	7,008.21		499.41
Bill	08/01/2017	170720	Koll/Irvine Communi...	502-3186D-CU	6410 · Lic, per...		499.41	0.00
Bill	08/15/2017	170821	F&M Bank	9690700	-SPLIT-		7,008.21	-7,008.21
Bill Pmt -Check	08/31/2017	Transfer	F&M Bank	9690700	1112 · Checkin...	7,008.21		0.00
Bill	09/01/2017	170821	Koll/Irvine Communi...	502-3186D-CU	6410 · Lic, per...		499.41	-499.41
Bill	09/15/2017	2017 ...	Kentucky Departme...		6420 · Tax con...		176.00	-675.41
Bill	09/15/2017	17-LL...	Franchise Tax Board	20-8819310 2...	6420 · Tax con...		800.00	-1,475.41
Bill Pmt -Check	09/15/2017	2526	Franchise Tax Board	20-8819310 2...	1112 · Checkin...	800.00		-675.41
Bill Pmt -Check	09/15/2017	2525	Kentucky Departme...		1112 · Checkin...	176.00		-499.41
Bill	09/15/2017	170920	F&M Bank	9690700	-SPLIT-		7,008.21	-7,507.62
Bill Pmt -Check	09/20/2017	2527	Koll/Irvine Communi...		1112 · Checkin...	998.82		-6,508.80
Bill Pmt -Check	09/30/2017	Transfer	F&M Bank	9690700	1112 · Checkin...	7,008.21		499.41
Bill	10/01/2017	170920	Koll/Irvine Communi...	502-3186D-CU	6410 · Lic, per...		499.41	0.00
Bill	10/13/2017	171023	F&M Bank	9690700	-SPLIT-		7,008.21	-7,008.21
Bill Pmt -Check	10/30/2017	Transfer	F&M Bank	9690700	1112 · Checkin...	7,008.21		0.00
Bill	11/01/2017	171023	Koll/Irvine Communi...	502-3186D-CU	6410 · Lic, per...		499.41	-499.41
Bill	11/01/2017	23629	HBC CPAs & Advisors		6420 · Tax con...		2,825.00	-3,324.41
Bill	11/15/2017	171116	F&M Bank	9690700	-SPLIT-		7,008.21	-10,332.62
Bill Pmt -Check	11/16/2017	2528	HBC CPAs & Advisors		1112 · Checkin...	2,825.00		-7,507.62
Bill Pmt -Check	11/16/2017	2529	Koll/Irvine Communi...		1112 · Checkin...	998.82		-6,508.80
Bill Pmt -Check	11/30/2017	Transfer	F&M Bank	9690700	1112 · Checkin...	7,008.21		499.41
Bill	12/01/2017	171116	Koll/Irvine Communi...	502-3186D-CU	6410 · Lic, per...		499.41	0.00
Bill	12/15/2017	171215	F&M Bank	9690700	-SPLIT-		7,008.21	-7,008.21
Bill Pmt -Check	12/30/2017	Transfer	F&M Bank	9690700	1112 · Checkin...	7,008.21		0.00
Total 2232 · Other						98,202.44	98,202.44	0.00
2242 · Distributions declared								0.00
Total 2242 · Distributions declared								0.00
2200 · A/P - Other								0.00
Total 2200 · A/P - Other								0.00
Total 2200 · A/P						108,361.04	108,464.16	-5,130.86
2100 · Payroll Liabilities								0.00
Total 2100 · Payroll Liabilities								0.00
2300 · NP								0.00
2391 · RV - Acq clearing loan								0.00
Total 2391 · RV - Acq clearing loan								0.00
2300 · NP - Other								0.00
Total 2300 · NP - Other								0.00
Total 2300 · NP								0.00

Navitas Assets, LLC
General Ledger
As of December 31, 2017

Type	Date	Num	Name	Memo	Split	Debit	Credit	Balance
2400 · A/E								0.00
2402 · Taxes								0.00
Invoice	01/01/2017	1701F...	Fort Cobb Fuel Auth...	Out-of-state s...	1242 · Custom...	0.00		0.00
Invoice	01/01/2017	1701K...	Navitas KY NG LLC	Out-of-state s...	1242 · Custom...	0.00		0.00
Invoice	01/01/2017	1701T...	Navitas TN NG LLC	Out-of-state s...	1242 · Custom...	0.00		0.00
Invoice	01/31/2017	1701N...	NUC - OK systems	Out-of-state s...	1242 · Custom...	0.00		0.00
Invoice	02/01/2017	1702F...	Fort Cobb Fuel Auth...	Out-of-state s...	1242 · Custom...	0.00		0.00
Invoice	02/01/2017	1702K...	Navitas KY NG LLC	Out-of-state s...	1242 · Custom...	0.00		0.00
Invoice	02/01/2017	1702T...	Navitas TN NG LLC	Out-of-state s...	1242 · Custom...	0.00		0.00
Invoice	02/28/2017	1702N...	NUC - OK systems	Out-of-state s...	1242 · Custom...	0.00		0.00
Invoice	03/01/2017	1703F...	Fort Cobb Fuel Auth...	Out-of-state s...	1242 · Custom...	0.00		0.00
Invoice	03/01/2017	1703K...	Navitas KY NG LLC	Out-of-state s...	1242 · Custom...	0.00		0.00
Invoice	03/01/2017	1703T...	Navitas TN NG LLC	Out-of-state s...	1242 · Custom...	0.00		0.00
Invoice	03/31/2017	1703N...	NUC - OK systems	Out-of-state s...	1242 · Custom...	0.00		0.00
Invoice	04/01/2017	1704F...	Fort Cobb Fuel Auth...	Out-of-state s...	1242 · Custom...	0.00		0.00
Invoice	04/01/2017	1704K...	Navitas KY NG LLC	Out-of-state s...	1242 · Custom...	0.00		0.00
Invoice	04/01/2017	1704T...	Navitas TN NG LLC	Out-of-state s...	1242 · Custom...	0.00		0.00
Invoice	04/30/2017	1704N...	NUC - OK systems	Out-of-state s...	1242 · Custom...	0.00		0.00
Invoice	05/01/2017	1705F...	Fort Cobb Fuel Auth...	Out-of-state s...	1242 · Custom...	0.00		0.00
Invoice	05/01/2017	1705K...	Navitas KY NG LLC	Out-of-state s...	1242 · Custom...	0.00		0.00
Invoice	05/01/2017	1705T...	Navitas TN NG LLC	Out-of-state s...	1242 · Custom...	0.00		0.00
Invoice	05/31/2017	1705N...	NUC - OK systems	Out-of-state s...	1242 · Custom...	0.00		0.00
Invoice	06/01/2017	1706F...	Fort Cobb Fuel Auth...	Out-of-state s...	1242 · Custom...	0.00		0.00
Invoice	06/01/2017	1706K...	Navitas KY NG LLC	Out-of-state s...	1242 · Custom...	0.00		0.00
Invoice	06/01/2017	1706T...	Navitas TN NG LLC	Out-of-state s...	1242 · Custom...	0.00		0.00
Invoice	06/30/2017	1706N...	NUC - OK systems	Out-of-state s...	1242 · Custom...	0.00		0.00
Invoice	07/01/2017	1707K...	Navitas KY NG LLC	Out-of-state s...	1242 · Custom...	0.00		0.00
Invoice	07/01/2017	1707T...	Navitas TN NG LLC	Out-of-state s...	1242 · Custom...	0.00		0.00
Invoice	07/01/2017	1707F...	Fort Cobb Fuel Auth...	Out-of-state s...	1242 · Custom...	0.00		0.00
Invoice	07/31/2017	1707N...	NUC - OK systems	Out-of-state s...	1242 · Custom...	0.00		0.00
Invoice	08/01/2017	1708K...	Navitas KY NG LLC	Out-of-state s...	1242 · Custom...	0.00		0.00
Invoice	08/01/2017	1708T...	Navitas TN NG LLC	Out-of-state s...	1242 · Custom...	0.00		0.00
Invoice	08/01/2017	1708F...	Fort Cobb Fuel Auth...	Out-of-state s...	1242 · Custom...	0.00		0.00
Invoice	08/31/2017	1708N...	NUC - OK systems	Out-of-state s...	1242 · Custom...	0.00		0.00
Invoice	09/01/2017	1709K...	Navitas KY NG LLC	Out-of-state s...	1242 · Custom...	0.00		0.00
Invoice	09/01/2017	1709T...	Navitas TN NG LLC	Out-of-state s...	1242 · Custom...	0.00		0.00
Invoice	09/01/2017	1709F...	Fort Cobb Fuel Auth...	Out-of-state s...	1242 · Custom...	0.00		0.00
Invoice	09/30/2017	1709N...	NUC - OK systems	Out-of-state s...	1242 · Custom...	0.00		0.00
Invoice	10/01/2017	1710T...	Navitas TN NG LLC	Out-of-state s...	1242 · Custom...	0.00		0.00
Invoice	10/01/2017	1710K...	Navitas KY NG LLC	Out-of-state s...	1242 · Custom...	0.00		0.00
Invoice	10/01/2017	1710F...	Fort Cobb Fuel Auth...	Out-of-state s...	1242 · Custom...	0.00		0.00
Invoice	10/31/2017	1710N...	NUC - OK systems	Out-of-state s...	1242 · Custom...	0.00		0.00
Invoice	11/01/2017	1711T...	Navitas TN NG LLC	Out-of-state s...	1242 · Custom...	0.00		0.00
Invoice	11/01/2017	1711K...	Navitas KY NG LLC	Out-of-state s...	1242 · Custom...	0.00		0.00
Invoice	11/01/2017	1711F...	Fort Cobb Fuel Auth...	Out-of-state s...	1242 · Custom...	0.00		0.00
Invoice	11/30/2017	1711N...	NUC - OK systems	Out-of-state s...	1242 · Custom...	0.00		0.00
Invoice	12/01/2017	1712T...	Navitas TN NG LLC	Out-of-state s...	1242 · Custom...	0.00		0.00
Invoice	12/01/2017	1712K...	Navitas KY NG LLC	Out-of-state s...	1242 · Custom...	0.00		0.00

Navitas Assets, LLC
General Ledger
As of December 31, 2017

Type	Date	Num	Name	Memo	Split	Debit	Credit	Balance
Invoice	12/01/2017	1712F...	Fort Cobb Fuel Auth...	Out-of-state s...	1242 · Custom...	0.00		0.00
Invoice	12/31/2017	1712N...	NUC - OK systems	Out-of-state s...	1242 · Custom...	0.00		0.00
Total 2402 · Taxes						0.00	0.00	0.00
2408 · Ad Valorem Tax								0.00
General Journal	01/31/2017	170131		Ad Valorem t...	408 · Ad Valor...		838.00	-838.00
General Journal	02/28/2017	170228		Ad Valorem t...	408 · Ad Valor...		838.00	-1,676.00
General Journal	03/31/2017	170331		Ad Valorem t...	408 · Ad Valor...		838.00	-2,514.00
General Journal	04/30/2017	170430		Ad Valorem t...	408 · Ad Valor...		838.00	-3,352.00
General Journal	05/31/2017	170531		Ad Valorem t...	408 · Ad Valor...		838.00	-4,190.00
General Journal	06/30/2017	170630		Ad Valorem t...	408 · Ad Valor...		838.00	-5,028.00
General Journal	07/31/2017	170731		Ad Valorem t...	408 · Ad Valor...		838.00	-5,866.00
General Journal	08/31/2017	170831		Ad Valorem t...	408 · Ad Valor...		838.00	-6,704.00
Bill	09/26/2017	2017 ...	County of Orange	Ad-Valorem T...	2202 · Taxes	5,130.86		-1,573.14
Bill	09/26/2017	2017 ...	County of Orange	Ad-Valorem T...	2202 · Taxes	5,130.86		3,557.72
General Journal	09/30/2017	170930		Ad Valorem t...	408 · Ad Valor...		838.00	2,719.72
General Journal	10/31/2017	171031		Ad Valorem t...	408 · Ad Valor...		838.00	1,881.72
General Journal	11/30/2017	171130		Ad Valorem t...	408 · Ad Valor...		838.00	1,043.72
General Journal	12/31/2017	171231		Ad Valorem t...	408 · Ad Valor...		838.00	205.72
General Journal	12/31/2017	171231		Ad Valorem t...	408 · Ad Valor...		205.72	0.00
Total 2408 · Ad Valorem Tax						10,261.72	10,261.72	0.00
2400 · A/E - Other								0.00
Total 2400 · A/E - Other								0.00
Total 2400 · A/E						10,261.72	10,261.72	0.00
2500 · BIEC								0.00
2512 · Billing in excess of cost								0.00
Total 2512 · Billing in excess of cost								0.00
2500 · BIEC - Other								0.00
Total 2500 · BIEC - Other								0.00
Total 2500 · BIEC								0.00
2600 · CPLTD								-49,776.89
2601 · Costa Mesa Corp Office								0.00
Total 2601 · Costa Mesa Corp Office								0.00

Navitas Assets, LLC
General Ledger
As of December 31, 2017

Type	Date	Num	Name	Memo	Split	Debit	Credit	Balance
2602 · Costa Mesa Corp Office - F&M								-49,776.89
Bill	01/15/2017	170120	F&M Bank	9690700	2232 · Other		163.85	-49,940.74
Bill	02/15/2017	170215	F&M Bank	9690700	2232 · Other		164.39	-50,105.13
Bill	03/15/2017	170315	F&M Bank	9690700	2232 · Other		164.93	-50,270.06
Bill	04/15/2017	170415	F&M Bank	9690700	2232 · Other		165.47	-50,435.53
Bill	05/15/2017	170519	F&M Bank	9690700	2232 · Other		166.02	-50,601.55
Bill	06/15/2017	170619	F&M Bank	9690700	2232 · Other		166.56	-50,768.11
Bill	07/15/2017	170718	F&M Bank	9690700	2232 · Other		167.11	-50,935.22
Bill	08/15/2017	170821	F&M Bank	9690700	2232 · Other		167.66	-51,102.88
Bill	09/15/2017	170920	F&M Bank	9690700	2232 · Other		168.21	-51,271.09
Bill	10/13/2017	171023	F&M Bank	9690700	2232 · Other		168.77	-51,439.86
Bill	11/15/2017	171116	F&M Bank	9690700	2232 · Other		169.32	-51,609.18
Bill	12/15/2017	171215	F&M Bank	9690700	2232 · Other		169.88	-51,779.06
Total 2602 · Costa Mesa Corp Office - F&M						0.00	2,002.17	-51,779.06
2600 · CPLTD - Other								0.00
Total 2600 · CPLTD - Other								0.00
Total 2600 · CPLTD						0.00	2,002.17	-51,779.06
2700 · LTD								-834,062.28
2701 · Costa Mesa Corp Office								0.00
Total 2701 · Costa Mesa Corp Office								0.00
2702 · Costa Mesa Corp Office - F&M								-834,062.28
Bill	01/15/2017	170120	F&M Bank	9690700	2232 · Other	4,237.36		-829,824.92
Bill	02/15/2017	170215	F&M Bank	9690700	2232 · Other	4,251.31		-825,573.61
Bill	03/15/2017	170315	F&M Bank	9690700	2232 · Other	4,265.30		-821,308.31
Bill	04/15/2017	170415	F&M Bank	9690700	2232 · Other	4,279.34		-817,028.97
Bill	05/15/2017	170519	F&M Bank	9690700	2232 · Other	4,293.43		-812,735.54
Bill	06/15/2017	170619	F&M Bank	9690700	2232 · Other	4,307.56		-808,427.98
Bill	07/15/2017	170718	F&M Bank	9690700	2232 · Other	4,321.74		-804,106.24
Bill	08/15/2017	170821	F&M Bank	9690700	2232 · Other	4,335.97		-799,770.27
Bill	09/15/2017	170920	F&M Bank	9690700	2232 · Other	4,350.24		-795,420.03
Bill	10/13/2017	171023	F&M Bank	9690700	2232 · Other	4,364.56		-791,055.47
Bill	11/15/2017	171116	F&M Bank	9690700	2232 · Other	4,378.92		-786,676.55
Bill	12/15/2017	171215	F&M Bank	9690700	2232 · Other	4,393.34		-782,283.21
Total 2702 · Costa Mesa Corp Office - F&M						51,779.07	0.00	-782,283.21
2700 · LTD - Other								0.00
Total 2700 · LTD - Other								0.00
Total 2700 · LTD						51,779.07	0.00	-782,283.21
2800 · DL								0.00
2811 · Deferred tax liability								0.00
Total 2811 · Deferred tax liability								0.00

Navitas Assets, LLC
General Ledger
As of December 31, 2017

Type	Date	Num	Name	Memo	Split	Debit	Credit	Balance
2800 · DL - Other								0.00
Total 2800 · DL - Other								0.00
Total 2800 · DL								0.00
2900 · MI								0.00
2911 · Minority interest								0.00
Total 2911 · Minority interest								0.00
2900 · MI - Other								0.00
Total 2900 · MI - Other								0.00
Total 2900 · MI								0.00
3000 · Equity								-1,774,122.70
3002 · Opening bal equity								-10,000.00
Total 3002 · Opening bal equity								-10,000.00
3102 · Member interest								-1,976,162.70
General Journal	11/16/2017	1399	Member 2	Thomas Hartli...	1112 · Checkin...		5,000.00	-1,981,162.70
General Journal	11/16/2017	XXXX	Member 1	Richard Varn...	1112 · Checkin...		80,000.00	-2,061,162.70
General Journal	11/16/2017	171116	Member 3	Convert NUC ...	1812 · Investm...		15,000.00	-2,076,162.70
Total 3102 · Member interest						0.00	100,000.00	-2,076,162.70
3900 · Accum other compre income								212,040.00
3902 · Acquisition effect								0.00
Total 3902 · Acquisition effect								0.00
3903 · AOCI - N1								212,040.00
Total 3903 · AOCI - N1								212,040.00
3900 · Accum other compre income - Other								0.00
Total 3900 · Accum other compre income - Other								0.00
Total 3900 · Accum other compre income								212,040.00
3000 · Equity - Other								0.00
Total 3000 · Equity - Other								0.00
Total 3000 · Equity						0.00	100,000.00	-1,874,122.70
3302 · Retained Earnings								628,802.20
Total 3302 · Retained Earnings								628,802.20
3999 · Returned Cash Flow								37,500.00
Total 3999 · Returned Cash Flow								37,500.00

Navitas Assets, LLC
General Ledger
As of December 31, 2017

Type	Date	Num	Name	Memo	Split	Debit	Credit	Balance
4100 · Revenue								0.00
4153 · Asset billing								0.00
Invoice	01/31/2017	1701N...	NUC - OK systems	Operations	1242 · Custom...		11,642.04	-11,642.04
Invoice	02/28/2017	1702N...	NUC - OK systems	Operations	1242 · Custom...		7,368.30	-19,010.34
Invoice	03/31/2017	1703N...	NUC - OK systems	Operations	1242 · Custom...		5,819.04	-24,829.38
Invoice	04/30/2017	1704N...	NUC - OK systems	Operations	1242 · Custom...		3,993.48	-28,822.86
Invoice	05/31/2017	1705N...	NUC - OK systems	Operations	1242 · Custom...		3,550.50	-32,373.36
Invoice	06/30/2017	1706N...	NUC - OK systems	Operations	1242 · Custom...		3,681.72	-36,055.08
Invoice	07/31/2017	1707N...	NUC - OK systems	Operations	1242 · Custom...		4,194.72	-40,249.80
Invoice	08/31/2017	1708N...	NUC - OK systems	Operations	1242 · Custom...		4,198.32	-44,448.12
Invoice	09/30/2017	1709N...	NUC - OK systems	Operations	1242 · Custom...		3,395.52	-47,843.64
Invoice	10/31/2017	1710N...	NUC - OK systems	Operations	1242 · Custom...		5,107.68	-52,951.32
Invoice	11/30/2017	1711N...	NUC - OK systems	Operations	1242 · Custom...		6,956.82	-59,908.14
Invoice	12/31/2017	1712N...	NUC - OK systems	Operations	1242 · Custom...		10,298.34	-70,206.48
Total 4153 · Asset billing						0.00	70,206.48	-70,206.48
4100 · Revenue - Other								0.00
Total 4100 · Revenue - Other								0.00
Total 4100 · Revenue						0.00	70,206.48	-70,206.48
494 · Interdepartment rents								0.00
494.15 · IDR Kentucky								0.00
Invoice	01/01/2017	1701K...	Navitas KY NG LLC	Jan Rent for ...	1242 · Custom...		243.00	-243.00
Invoice	02/01/2017	1702K...	Navitas KY NG LLC	Feb Rent for ...	1242 · Custom...		243.00	-486.00
Invoice	03/01/2017	1703K...	Navitas KY NG LLC	Mar Rent for ...	1242 · Custom...		243.00	-729.00
Invoice	04/01/2017	1704K...	Navitas KY NG LLC	Apr Rent for ...	1242 · Custom...		243.00	-972.00
Invoice	05/01/2017	1705K...	Navitas KY NG LLC	May Rent for ...	1242 · Custom...		243.00	-1,215.00
Invoice	06/01/2017	1706K...	Navitas KY NG LLC	Jun Rent for ...	1242 · Custom...		243.00	-1,458.00
Invoice	07/01/2017	1707K...	Navitas KY NG LLC	Jul Rent for K...	1242 · Custom...		243.00	-1,701.00
Invoice	08/01/2017	1708K...	Navitas KY NG LLC	Aug Rent for ...	1242 · Custom...		243.00	-1,944.00
Invoice	09/01/2017	1709K...	Navitas KY NG LLC	Sept Rent for ...	1242 · Custom...		243.00	-2,187.00
Invoice	10/01/2017	1710K...	Navitas KY NG LLC	Oct Rent for ...	1242 · Custom...		243.00	-2,430.00
Invoice	11/01/2017	1711K...	Navitas KY NG LLC	Nov Rent for ...	1242 · Custom...		243.00	-2,673.00
Invoice	12/01/2017	1712K...	Navitas KY NG LLC	Dec Rent for ...	1242 · Custom...		243.00	-2,916.00
Total 494.15 · IDR Kentucky						0.00	2,916.00	-2,916.00

Navitas Assets, LLC
General Ledger
As of December 31, 2017

Type	Date	Num	Name	Memo	Split	Debit	Credit	Balance
494.16 · IDR Tennessee								0.00
Invoice	01/01/2017	1701T...	Navitas TN NG LLC	Jan Rent for ...	1242 · Custom...		867.00	-867.00
Invoice	02/01/2017	1702T...	Navitas TN NG LLC	Feb Rent for ...	1242 · Custom...		867.00	-1,734.00
Invoice	03/01/2017	1703T...	Navitas TN NG LLC	Mar Rent for ...	1242 · Custom...		867.00	-2,601.00
Invoice	04/01/2017	1704T...	Navitas TN NG LLC	Apr Rent for T...	1242 · Custom...		867.00	-3,468.00
Invoice	05/01/2017	1705T...	Navitas TN NG LLC	May Rent for ...	1242 · Custom...		867.00	-4,335.00
Invoice	06/01/2017	1706T...	Navitas TN NG LLC	Jun Rent for ...	1242 · Custom...		867.00	-5,202.00
Invoice	07/01/2017	1707T...	Navitas TN NG LLC	Jul Rent for T...	1242 · Custom...		867.00	-6,069.00
Invoice	08/01/2017	1708T...	Navitas TN NG LLC	Aug Rent for ...	1242 · Custom...		867.00	-6,936.00
Invoice	09/01/2017	1709T...	Navitas TN NG LLC	Sept Rent for ...	1242 · Custom...		867.00	-7,803.00
Invoice	10/01/2017	1710T...	Navitas TN NG LLC	Oct Rent for T...	1242 · Custom...		867.00	-8,670.00
Invoice	11/01/2017	1711T...	Navitas TN NG LLC	Nov Rent for ...	1242 · Custom...		867.00	-9,537.00
Invoice	12/01/2017	1712T...	Navitas TN NG LLC	Dec Rent for ...	1242 · Custom...		867.00	-10,404.00
Total 494.16 · IDR Tennessee						0.00	10,404.00	-10,404.00
494.28 · IDR Texas								0.00
Total 494.28 · IDR Texas								0.00
494.46 · IDR Oklahoma								0.00
Invoice	01/01/2017	1701F...	Fort Cobb Fuel Auth...	Jan Rent for ...	1242 · Custom...		6,484.00	-6,484.00
Invoice	02/01/2017	1702F...	Fort Cobb Fuel Auth...	Feb Rent for ...	1242 · Custom...		6,484.00	-12,968.00
Invoice	03/01/2017	1703F...	Fort Cobb Fuel Auth...	Mar Rent for ...	1242 · Custom...		6,484.00	-19,452.00
Invoice	04/01/2017	1704F...	Fort Cobb Fuel Auth...	Apr Rent for ...	1242 · Custom...		6,484.00	-25,936.00
Invoice	05/01/2017	1705F...	Fort Cobb Fuel Auth...	May Rent for ...	1242 · Custom...		6,484.00	-32,420.00
Invoice	06/01/2017	1706F...	Fort Cobb Fuel Auth...	Jun Rent for ...	1242 · Custom...		6,484.00	-38,904.00
Invoice	07/01/2017	1707F...	Fort Cobb Fuel Auth...	Jul Rent for O...	1242 · Custom...		6,484.00	-45,388.00
Invoice	08/01/2017	1708F...	Fort Cobb Fuel Auth...	Aug Rent for ...	1242 · Custom...		6,484.00	-51,872.00
Invoice	09/01/2017	1709F...	Fort Cobb Fuel Auth...	Sept Rent for ...	1242 · Custom...		6,484.00	-58,356.00
Invoice	10/01/2017	1710F...	Fort Cobb Fuel Auth...	Oct Rent for ...	1242 · Custom...		6,484.00	-64,840.00
Invoice	11/01/2017	1711F...	Fort Cobb Fuel Auth...	Nov Rent for ...	1242 · Custom...		6,484.00	-71,324.00
Invoice	12/01/2017	1712F...	Fort Cobb Fuel Auth...	Dec Rent for ...	1242 · Custom...		6,484.00	-77,808.00
Total 494.46 · IDR Oklahoma						0.00	77,808.00	-77,808.00
494 · Interdepartment rents - Other								0.00
Total 494 · Interdepartment rents - Other								0.00
Total 494 · Interdepartment rents						0.00	91,128.00	-91,128.00
5000 · COGS								0.00
Total 5000 · COGS								0.00

Navitas Assets, LLC
General Ledger
As of December 31, 2017

Type	Date	Num	Name	Memo	Split	Debit	Credit	Balance
Direct Costs								0.00
403 · Depreciation Expense								0.00
General Journal	03/31/2017	170331			1656 · A/D - Le...	11,551.68		11,551.68
General Journal	06/30/2017	170630			1656 · A/D - Le...	11,551.68		23,103.36
General Journal	09/30/2017	170930			1656 · A/D - Le...	11,551.68		34,655.04
General Journal	12/31/2017	171231			1656 · A/D - Le...	11,551.68		46,206.72
Total 403 · Depreciation Expense						46,206.72	0.00	46,206.72
Direct Costs - Other								0.00
Total Direct Costs - Other								0.00
Total Direct Costs						46,206.72	0.00	46,206.72
Indirect Costs								0.00
6210 · Payroll Expenses								0.00
Total 6210 · Payroll Expenses								0.00
6400 · Biz exps								0.00
6440 · Bonds & insurance								0.00
Total 6440 · Bonds & insurance								0.00
6699 · Amortization								0.00
Total 6699 · Amortization								0.00
6400 · Biz exps - Other								0.00
Total 6400 · Biz exps - Other								0.00
Total 6400 · Biz exps								0.00
903 · Customer Records & Collection								0.00
6310 · Consultation								0.00
Total 6310 · Consultation								0.00
6320 · Bank fees								0.00
General Journal	04/30/2017	170430		deposit error	1112 · Checkin...	0.30		0.30
Total 6320 · Bank fees						0.30	0.00	0.30
6399 · Reconciliation Discrepancies								0.00
Total 6399 · Reconciliation Discrepancies								0.00

Navitas Assets, LLC
General Ledger
As of December 31, 2017

Type	Date	Num	Name	Memo	Split	Debit	Credit	Balance
6410 · Lic, permit, member								0.00
Bill	01/01/2017	161219	Koll/Irvine Communi...	Koll Associati...	2232 · Other	499.41		499.41
Bill	02/01/2017	170118	Koll/Irvine Communi...	Koll Associati...	2232 · Other	499.41		998.82
Bill	02/01/2017	50034...	C T Corporation Sys...	Domestic repr...	2232 · Other	380.00		1,378.82
Bill	03/01/2017	170222	Koll/Irvine Communi...	Koll Associati...	2232 · Other	499.41		1,878.23
Bill	03/20/2017	43224...	Delaware Secretary ...	State fees 2016	2232 · Other	300.00		2,178.23
Bill	04/01/2017	170324	Koll/Irvine Communi...	Koll Associati...	2232 · Other	499.41		2,677.64
Bill	05/01/2017	170421	Koll/Irvine Communi...	Koll Associati...	2232 · Other	499.41		3,177.05
Bill	06/01/2017	170518	Koll/Irvine Communi...	Koll Associati...	2232 · Other	499.41		3,676.46
Bill	07/01/2017	170619	Koll/Irvine Communi...	Koll Associati...	2232 · Other	499.41		4,175.87
Bill	08/01/2017	170720	Koll/Irvine Communi...	Koll Associati...	2232 · Other	499.41		4,675.28
Bill	09/01/2017	170821	Koll/Irvine Communi...	Koll Associati...	2232 · Other	499.41		5,174.69
Bill	10/01/2017	170920	Koll/Irvine Communi...	Koll Associati...	2232 · Other	499.41		5,674.10
Bill	11/01/2017	171023	Koll/Irvine Communi...	Koll Associati...	2232 · Other	499.41		6,173.51
Bill	12/01/2017	171116	Koll/Irvine Communi...	Koll Associati...	2232 · Other	499.41		6,672.92
Total 6410 · Lic, permit, member						6,672.92	0.00	6,672.92
903 · Customer Records & Collection - Other								0.00
Total 903 · Customer Records & Collection - Other								0.00
Total 903 · Customer Records & Collection						6,673.22	0.00	6,673.22
904 · Bad Debt								0.00
Total 904 · Bad Debt								0.00
923 · Outside Services								0.00
6420 · Tax consult & filing								0.00
Bill	09/15/2017	2017 ...	Kentucky Departme...	2017 Form 72...	2232 · Other	176.00		176.00
Bill	09/15/2017	17-LL...	Franchise Tax Board	California ann...	2232 · Other	800.00		976.00
Bill	11/01/2017	23629	HBC CPAs & Advisors	Adjs to conve...	2232 · Other	2,825.00		3,801.00
Total 6420 · Tax consult & filing						3,801.00	0.00	3,801.00
6425 · Legal								0.00
Bill	02/08/2017	170208	Clerk of the Court	Small Claims ...	2232 · Other	30.00		30.00
Bill	02/08/2017	170208	Clerk of the Court	Small Claims ...	2232 · Other	0.00		30.00
Bill	02/08/2017	170208	Clerk of the Court	Small Claims ...	2232 · Other	0.00		30.00
Bill	02/09/2017	170209	Cal Process Servers	Small Claims ...	2232 · Other	0.00		30.00
Total 6425 · Legal						30.00	0.00	30.00
923 · Outside Services - Other								0.00
Total 923 · Outside Services - Other								0.00
Total 923 · Outside Services						3,831.00	0.00	3,831.00

Navitas Assets, LLC
General Ledger
As of December 31, 2017

Type	Date	Num	Name	Memo	Split	Debit	Credit	Balance
Indirect Costs - Other								0.00
Total Indirect Costs - Other								0.00
Total Indirect Costs						10,504.22	0.00	10,504.22
Other Income								0.00
417 · Revenue non-utility operation								0.00
General Journal	12/31/2017	171231		2017 TXNG n...	1815 · Investm...		25,948.00	-25,948.00
General Journal	12/31/2017	171231		2017 TNNG n...	1813 · Investm...	68,099.00		42,151.00
General Journal	12/31/2017	171231		2017 KYNG n...	1814 · Investm...		110,540.00	-68,389.00
General Journal	12/31/2017	171231		2017 FCFA n...	1812 · Investm...	533,436.00		465,047.00
Total 417 · Revenue non-utility operation						601,535.00	136,488.00	465,047.00
419 · Interest income								0.00
Total 419 · Interest income								0.00
Other Income - Other								0.00
Total Other Income - Other								0.00
Total Other Income						601,535.00	136,488.00	465,047.00
Other expense								0.00
408 · Ad Valoreum tax								0.00
General Journal	01/31/2017	170131		Ad Valorem t...	2408 · Ad Valo...	838.00		838.00
General Journal	02/28/2017	170228		Ad Valorem t...	2408 · Ad Valo...	838.00		1,676.00
General Journal	03/31/2017	170331		Ad Valorem t...	2408 · Ad Valo...	838.00		2,514.00
General Journal	04/30/2017	170430		Ad Valorem t...	2408 · Ad Valo...	838.00		3,352.00
General Journal	05/31/2017	170531		Ad Valorem t...	2408 · Ad Valo...	838.00		4,190.00
General Journal	06/30/2017	170630		Ad Valorem t...	2408 · Ad Valo...	838.00		5,028.00
General Journal	07/31/2017	170731		Ad Valorem t...	2408 · Ad Valo...	838.00		5,866.00
General Journal	08/31/2017	170831		Ad Valorem t...	2408 · Ad Valo...	838.00		6,704.00
General Journal	09/30/2017	170930		Ad Valorem t...	2408 · Ad Valo...	838.00		7,542.00
General Journal	10/31/2017	171031		Ad Valorem t...	2408 · Ad Valo...	838.00		8,380.00
General Journal	11/30/2017	171130		Ad Valorem t...	2408 · Ad Valo...	838.00		9,218.00
General Journal	12/31/2017	171231		Ad Valorem t...	2408 · Ad Valo...	838.00		10,056.00
General Journal	12/31/2017	171231		Ad Valorem t...	2408 · Ad Valo...	205.72		10,261.72
Total 408 · Ad Valoreum tax						10,261.72	0.00	10,261.72
409 · Corporate income tax								0.00
Total 409 · Corporate income tax								0.00

Navitas Assets, LLC
General Ledger
As of December 31, 2017

Type	Date	Num	Name	Memo	Split	Debit	Credit	Balance
427 · Interest expense								0.00
Bill	01/15/2017	170120	F&M Bank	9690700	2232 · Other	2,934.70		2,934.70
Bill	02/15/2017	170215	F&M Bank	9690700	2232 · Other	2,921.29		5,855.99
Bill	03/15/2017	170315	F&M Bank	9690700	2232 · Other	2,907.84		8,763.83
Bill	04/15/2017	170415	F&M Bank	9690700	2232 · Other	2,894.34		11,658.17
Bill	05/15/2017	170519	F&M Bank	9690700	2232 · Other	2,880.80		14,538.97
Bill	06/15/2017	170619	F&M Bank	9690700	2232 · Other	2,867.21		17,406.18
Bill	07/15/2017	170718	F&M Bank	9690700	2232 · Other	2,853.58		20,259.76
Bill	08/15/2017	170821	F&M Bank	9690700	2232 · Other	2,839.90		23,099.66
Bill	09/15/2017	170920	F&M Bank	9690700	2232 · Other	2,826.18		25,925.84
Bill	10/13/2017	171023	F&M Bank	9690700	2232 · Other	2,812.42		28,738.26
Bill	11/15/2017	171116	F&M Bank	9690700	2232 · Other	2,798.61		31,536.87
Bill	12/15/2017	171215	F&M Bank	9690700	2232 · Other	2,784.75		34,321.62
Total 427 · Interest expense						34,321.62	0.00	34,321.62
Other expense - Other								0.00
Total Other expense - Other								0.00
Total Other expense						44,583.34	0.00	44,583.34
No accnt								0.00
Total no accnt								0.00
TOTAL						**1,700,620.38**	**1,700,620.38**	**0.00**

Navitas Assets, LLC
General Ledger
As of December 31, 2018

Type	Date	Num	Name	Memo	Split	Debit	Credit	Balance
1100 · Cash								2,922.34
1110 · Checking - First Citizens Bank								0.00
Total 1110 · Checking - First Citizens Bank								0.00
1111 · Checking - ASB								0.00
Total 1111 · Checking - ASB								0.00
1112 · Checking - F&M Bank								2,922.34
Bill Pmt -Check	01/05/2018	2532	Koll/Irvine Communi...	502-3186D-CU	2232 · Other		499.41	2,422.93
Bill Pmt -Check	01/26/2018	2533	County of Orange	427-193-19 2...	2202 · Taxes		5,130.86	-2,707.93
Bill Pmt -Check	01/26/2018	ACH	C T Corporation Sys...		2232 · Other		452.00	-3,159.93
Bill Pmt -Check	01/26/2018	2534	Koll/Irvine Communi...	502-3186D-CU	2232 · Other		514.51	-3,674.44
Payment	01/26/2018	7327	NUC - OK systems		1242 · Custom...	5,107.68		1,433.24
Payment	01/26/2018	7328	NUC - OK systems		1242 · Custom...	6,956.82		8,390.06
Bill Pmt -Check	01/30/2018	Transfer	F&M Bank	9690700	2232 · Other		7,008.21	1,381.85
Payment	02/21/2018	1718	Fort Cobb Fuel Auth...		1242 · Custom...	6,484.00		7,865.85
Bill Pmt -Check	02/21/2018	2537	Koll/Irvine Communi...	502-3186D-CU	2232 · Other		514.51	7,351.34
Bill Pmt -Check	02/28/2018	Transfer	F&M Bank	9690700	2232 · Other		7,008.21	343.13
Payment	03/02/2018	7481	NUC - OK systems		1242 · Custom...	23,254.38		23,597.51
Payment	03/02/2018	1723	Fort Cobb Fuel Auth...		1242 · Custom...	19,452.00		43,049.51
Check	03/02/2018	2538	Fort Cobb Fuel Auth...		1812 · Investm...		40,000.00	3,049.51
Bill Pmt -Check	03/12/2018	2539	Southern California ...		2232 · Other		2,801.50	248.01
Bill Pmt -Check	03/27/2018	2541	Delaware Secretary ...	#51-6000279	2232 · Other		300.00	-51.99
Bill Pmt -Check	03/27/2018	2540	Koll/Irvine Communi...	502-3186D-CU	2232 · Other		514.51	-566.50
Payment	03/27/2018	7646	NUC - OK systems		1242 · Custom...	5,000.00		4,433.50
Payment	03/27/2018	7645	NUC - OK systems		1242 · Custom...	5,172.16		9,605.66
Bill Pmt -Check	03/30/2018	Transfer	F&M Bank	9690700	2232 · Other		7,008.21	2,597.45
Payment	04/24/2018	1015	Navitas Utility Texas...		1242 · Custom...	8.00		2,605.45
Payment	04/24/2018	1314	Navitas KY NG LLC		1242 · Custom...	1,044.00		3,649.45
Bill Pmt -Check	04/24/2018	2542	Koll/Irvine Communi...	502-3186D-CU	2232 · Other		514.51	3,134.94
Payment	04/24/2018	1743	Fort Cobb Fuel Auth...		1242 · Custom...	6,536.00		9,670.94
Bill Pmt -Check	04/30/2018	Transfer	F&M Bank	9690700	2232 · Other		7,008.21	2,662.73
Bill Pmt -Check	05/22/2018	2550	Koll/Irvine Communi...	502-3186D-CU	2232 · Other		514.51	2,148.22
Payment	06/06/2018	7891	NUC - OK systems		1242 · Custom...	7,068.96		9,217.18
Bill Pmt -Check	06/07/2018	Transfer	F&M Bank	9690700	2232 · Other		7,008.21	2,208.97
Payment	06/27/2018	1328	Navitas KY NG LLC		1242 · Custom...	522.00		2,730.97
Payment	06/27/2018	1415	Navitas TN NG LLC		1242 · Custom...	2,616.00		5,346.97
Payment	06/27/2018	1762	Fort Cobb Fuel Auth...		1242 · Custom...	6,536.00		11,882.97
Bill Pmt -Check	06/30/2018	ACH	F&M Bank	9690700	2232 · Other		7,008.21	4,874.76
Bill Pmt -Check	07/01/2018	2551	Koll/Irvine Communi...	502-3186D-CU	2232 · Other		514.51	4,360.25
Payment	07/03/2018		NUC - OK systems		1242 · Custom...	6,659.10		11,019.35
Bill Pmt -Check	07/30/2018	ACH	F&M Bank	9690700	2232 · Other		7,008.21	4,011.14
Payment	07/30/2018	xfer	NUC - OK systems		1242 · Custom...	4,194.72		8,205.86
Bill Pmt -Check	08/01/2018	2552	Koll/Irvine Communi...	502-3186D-CU	2232 · Other		514.51	7,691.35
Payment	08/24/2018	1427	Navitas TN NG LLC		1242 · Custom...	2,616.00		10,307.35
Bill Pmt -Check	08/30/2018	ACH	F&M Bank	9690700	2232 · Other		7,008.21	3,299.14
Bill Pmt -Check	09/01/2018	2553	Koll/Irvine Communi...	502-3186D-CU	2232 · Other		514.51	2,784.63
Bill Pmt -Check	09/14/2018	2554	Franchise Tax Board	20-8819310 2...	2232 · Other		800.00	1,984.63
Payment	09/27/2018	8460	NUC - OK systems		1242 · Custom...	7,971.94		9,956.57

Navitas Assets, LLC
General Ledger
As of December 31, 2018

Type	Date	Num	Name	Memo	Split	Debit	Credit	Balance
Bill Pmt -Check	09/28/2018	Transfer	F&M Bank	9690700	2232 · Other		7,008.21	2,948.36
Bill Pmt -Check	10/01/2018	2555	Koll/Irvine Communi...	502-3186D-CU	2232 · Other		514.51	2,433.85
Bill Pmt -Check	10/26/2018	2556	Koll/Irvine Communi...	502-3186D-CU	2232 · Other		514.51	1,919.34
Payment	10/29/2018	1813	Fort Cobb Fuel Auth...		1242 · Custom...	3,300.00		5,219.34
Payment	10/29/2018	1443	Navitas TN NG LLC		1242 · Custom...	3,488.00		8,707.34
Bill Pmt -Check	10/30/2018	Transfer	F&M Bank	9690700	2232 · Other		7,008.21	1,699.13
Bill Pmt -Check	11/16/2018	2557	County of Orange	427-193-19 2...	2202 · Taxes		5,171.80	-3,472.67
Payment	11/16/2018	1025	Navitas Utility Texas...		1242 · Custom...	16.00		-3,456.67
Payment	11/16/2018	1450	Navitas TN NG LLC		1242 · Custom...	1,744.00		-1,712.67
Payment	11/16/2018	1818	Fort Cobb Fuel Auth...		1242 · Custom...	3,236.00		1,523.33
Payment	11/28/2018	8769	NUC - OK systems		1242 · Custom...	7,554.60		9,077.93
Bill Pmt -Check	11/30/2018	Xfer	F&M Bank	9690700	2232 · Other		7,008.21	2,069.72
Bill Pmt -Check	12/01/2018	2558	Koll/Irvine Communi...	502-3186D-CU	2232 · Other		514.51	1,555.21
Payment	12/19/2018		Navitas KY NG LLC		1242 · Custom...	1,566.00		3,121.21
Payment	12/19/2018	1839	Fort Cobb Fuel Auth...		1242 · Custom...	6,536.00		9,657.21
General Journal	12/19/2018	181219		Department o...	427 · Interest e...	1.00		9,658.21
Payment	12/21/2018	8882	NUC - OK systems		1242 · Custom...	4,415.94		14,074.15
Bill Pmt -Check	12/30/2018	Transfer	F&M Bank	9690700	2232 · Other		7,008.21	7,065.94
Total 1112 · Checking - F&M Bank						149,057.30	144,913.70	7,065.94
1171 · Money Market - [institution]								0.00
Total 1171 · Money Market - [institution]								0.00
1191 · Dep. in Error								0.00
Total 1191 · Dep. in Error								0.00
1199 · Loan proceeds clearing account								0.00
Total 1199 · Loan proceeds clearing account								0.00
1100 · Cash - Other								0.00
Total 1100 · Cash - Other								0.00
Total 1100 · Cash						149,057.30	144,913.70	7,065.94
1200 · A/R								48,298.84
1212 · Membership distribution								0.00
Total 1212 · Membership distribution								0.00
1222 · Notes to affiliates								0.00
Total 1222 · Notes to affiliates								0.00

Navitas Assets, LLC
General Ledger
As of December 31, 2018

Type	Date	Num	Name	Memo	Split	Debit	Credit	Balance
1242 · Customers								48,298.84
Invoice	01/01/2018	1801F...	Fort Cobb Fuel Auth...		-SPLIT-	6,536.00		54,834.84
Invoice	01/01/2018	1801K...	Navitas KY NG LLC		-SPLIT-	261.00		55,095.84
Invoice	01/01/2018	1801T...	Navitas TN NG LLC		-SPLIT-	872.00		55,967.84
Invoice	01/01/2018	1801T...	Navitas Utility Texas...		-SPLIT-	2.00		55,969.84
Payment	01/26/2018	7327	NUC - OK systems		1112 · Checkin...		5,107.68	50,862.16
Payment	01/26/2018	7328	NUC - OK systems		1112 · Checkin...		6,956.82	43,905.34
Invoice	01/31/2018	1801N...	NUC - OK systems		-SPLIT-	12,956.04		56,861.38
Invoice	02/01/2018	1802F...	Fort Cobb Fuel Auth...		-SPLIT-	6,536.00		63,397.38
Invoice	02/01/2018	1802K...	Navitas KY NG LLC		-SPLIT-	261.00		63,658.38
Invoice	02/01/2018	1802T...	Navitas TN NG LLC		-SPLIT-	872.00		64,530.38
Invoice	02/01/2018	1802T...	Navitas Utility Texas...		-SPLIT-	2.00		64,532.38
Payment	02/21/2018	1718	Fort Cobb Fuel Auth...		1112 · Checkin...		6,484.00	58,048.38
Invoice	02/28/2018	1802N...	NUC - OK systems		-SPLIT-	10,172.16		68,220.54
Invoice	03/01/2018	1803F...	Fort Cobb Fuel Auth...		-SPLIT-	6,536.00		74,756.54
Invoice	03/01/2018	1803K...	Navitas KY NG LLC		-SPLIT-	261.00		75,017.54
Invoice	03/01/2018	1803T...	Navitas TN NG LLC		-SPLIT-	872.00		75,889.54
Invoice	03/01/2018	1803T...	Navitas Utility Texas...		-SPLIT-	2.00		75,891.54
Payment	03/02/2018	7481	NUC - OK systems		1112 · Checkin...		23,254.38	52,637.16
Payment	03/02/2018	1723	Fort Cobb Fuel Auth...		1112 · Checkin...		19,452.00	33,185.16
Payment	03/27/2018	7646	NUC - OK systems		1112 · Checkin...		5,000.00	28,185.16
Payment	03/27/2018	7645	NUC - OK systems		1112 · Checkin...		5,172.16	23,013.00
Invoice	03/31/2018	1803N...	NUC - OK systems		-SPLIT-	7,068.96		30,081.96
Invoice	04/01/2018	1804F...	Fort Cobb Fuel Auth...		-SPLIT-	6,536.00		36,617.96
Invoice	04/01/2018	1804K...	Navitas KY NG LLC		-SPLIT-	261.00		36,878.96
Invoice	04/01/2018	1804T...	Navitas TN NG LLC		-SPLIT-	872.00		37,750.96
Invoice	04/01/2018	1804T...	Navitas Utility Texas...		-SPLIT-	2.00		37,752.96
Payment	04/24/2018	1015	Navitas Utility Texas...		1112 · Checkin...		8.00	37,744.96
Payment	04/24/2018	1314	Navitas KY NG LLC		1112 · Checkin...		1,044.00	36,700.96
Payment	04/24/2018	1743	Fort Cobb Fuel Auth...		1112 · Checkin...		6,536.00	30,164.96
Invoice	04/30/2018	1804N...	NUC - OK systems		-SPLIT-	6,659.10		36,824.06
Invoice	05/01/2018	1805T...	Navitas Utility Texas...		-SPLIT-	2.00		36,826.06
Invoice	05/01/2018	1805T...	Navitas TN NG LLC		-SPLIT-	872.00		37,698.06
Invoice	05/01/2018	1805K...	Navitas KY NG LLC		-SPLIT-	261.00		37,959.06
Invoice	05/01/2018	1805F...	Fort Cobb Fuel Auth...		-SPLIT-	6,536.00		44,495.06
Invoice	05/31/2018	1805N...	NUC - OK systems		-SPLIT-	4,194.72		48,689.78
Invoice	06/01/2018	1806T...	Navitas Utility Texas...		-SPLIT-	2.00		48,691.78
Invoice	06/01/2018	1806T...	Navitas TN NG LLC		-SPLIT-	872.00		49,563.78
Invoice	06/01/2018	1806K...	Navitas KY NG LLC		-SPLIT-	261.00		49,824.78
Invoice	06/01/2018	1806F...	Fort Cobb Fuel Auth...		-SPLIT-	6,536.00		56,360.78
Payment	06/06/2018	7891	NUC - OK systems		1112 · Checkin...		7,068.96	49,291.82
Payment	06/27/2018	1328	Navitas KY NG LLC		1112 · Checkin...		522.00	48,769.82
Payment	06/27/2018	1415	Navitas TN NG LLC		1112 · Checkin...		2,616.00	46,153.82
Payment	06/27/2018	1762	Fort Cobb Fuel Auth...		1112 · Checkin...		6,536.00	39,617.82
Invoice	06/30/2018	1806N...	NUC - OK systems		-SPLIT-	3,187.18		42,805.00
Invoice	07/01/2018	1807T...	Navitas TN NG LLC		-SPLIT-	872.00		43,677.00
Invoice	07/01/2018	1807F...	Fort Cobb Fuel Auth...		-SPLIT-	6,536.00		50,213.00
Invoice	07/01/2018	1807T...	Navitas Utility Texas...		-SPLIT-	2.00		50,215.00
Invoice	07/01/2018	1807K...	Navitas KY NG LLC		-SPLIT-	261.00		50,476.00

Navitas Assets, LLC
General Ledger
As of December 31, 2018

Type	Date	Num	Name	Memo	Split	Debit	Credit	Balance
Payment	07/03/2018		NUC - OK systems		1112 · Checkin...		6,659.10	43,816.90
Payment	07/30/2018	xfer	NUC - OK systems		1112 · Checkin...		4,194.72	39,622.18
Invoice	07/31/2018	1807N...	NUC - OK systems		-SPLIT-	4,319.10		43,941.28
Invoice	08/01/2018	1808T...	Navitas TN NG LLC		-SPLIT-	872.00		44,813.28
Invoice	08/01/2018	1808F...	Fort Cobb Fuel Auth...		-SPLIT-	6,536.00		51,349.28
Invoice	08/01/2018	1808T...	Navitas Utility Texas...		-SPLIT-	2.00		51,351.28
Invoice	08/01/2018	1808K...	Navitas KY NG LLC		-SPLIT-	261.00		51,612.28
Payment	08/24/2018	1427	Navitas TN NG LLC		1112 · Checkin...		2,616.00	48,996.28
Invoice	08/31/2018	1808N...	NUC - OK systems		-SPLIT-	4,184.46		53,180.74
Invoice	09/01/2018	1809T...	Navitas TN NG LLC		-SPLIT-	872.00		54,052.74
Invoice	09/01/2018	1809F...	Fort Cobb Fuel Auth...		-SPLIT-	6,536.00		60,588.74
Invoice	09/01/2018	1809T...	Navitas Utility Texas...		-SPLIT-	2.00		60,590.74
Invoice	09/01/2018	1809K...	Navitas KY NG LLC		-SPLIT-	261.00		60,851.74
Payment	09/27/2018	8460	NUC - OK systems		1112 · Checkin...		7,971.94	52,879.80
Invoice	09/30/2018	1809N...	NUC - OK systems		-SPLIT-	2,714.76		55,594.56
Invoice	10/01/2018	1810T...	Navitas TN NG LLC		-SPLIT-	872.00		56,466.56
Invoice	10/01/2018	1810F...	Fort Cobb Fuel Auth...		-SPLIT-	6,536.00		63,002.56
Invoice	10/01/2018	1810T...	Navitas Utility Texas...		-SPLIT-	2.00		63,004.56
Invoice	10/01/2018	1810K...	Navitas KY NG LLC		-SPLIT-	261.00		63,265.56
Payment	10/29/2018	1813	Fort Cobb Fuel Auth...		1112 · Checkin...		3,300.00	59,965.56
Payment	10/29/2018	1443	Navitas TN NG LLC		1112 · Checkin...		3,488.00	56,477.56
Invoice	10/31/2018	1810N...	NUC - OK systems		-SPLIT-	4,466.52		60,944.08
Invoice	11/01/2018	1811T...	Navitas TN NG LLC		-SPLIT-	872.00		61,816.08
Invoice	11/01/2018	1811F...	Fort Cobb Fuel Auth...		-SPLIT-	6,536.00		68,352.08
Invoice	11/01/2018	1811T...	Navitas Utility Texas...		-SPLIT-	2.00		68,354.08
Invoice	11/01/2018	1811K...	Navitas KY NG LLC		-SPLIT-	261.00		68,615.08
Payment	11/16/2018	1025	Navitas Utility Texas...		1112 · Checkin...		16.00	68,599.08
Payment	11/16/2018	1450	Navitas TN NG LLC		1112 · Checkin...		1,744.00	66,855.08
Payment	11/16/2018	1818	Fort Cobb Fuel Auth...		1112 · Checkin...		3,236.00	63,619.08
Payment	11/28/2018	8769	NUC - OK systems		1112 · Checkin...		7,554.60	56,064.48
Invoice	11/30/2018	1811N...	NUC - OK systems		-SPLIT-	10,272.42		66,336.90
Invoice	12/01/2018	1812T...	Navitas TN NG LLC		-SPLIT-	872.00		67,208.90
Invoice	12/01/2018	1812F...	Fort Cobb Fuel Auth...		-SPLIT-	6,536.00		73,744.90
Invoice	12/01/2018	1812T...	Navitas Utility Texas...		-SPLIT-	2.00		73,746.90
Invoice	12/01/2018	1812K...	Navitas KY NG LLC		-SPLIT-	261.00		74,007.90
Payment	12/19/2018		Navitas KY NG LLC		1112 · Checkin...		1,566.00	72,441.90
Payment	12/19/2018	1839	Fort Cobb Fuel Auth...		1112 · Checkin...		6,536.00	65,905.90
Payment	12/21/2018	8882	NUC - OK systems		1112 · Checkin...		4,415.94	61,489.96
Invoice	12/31/2018	1812N...	NUC - OK systems		-SPLIT-	11,368.08		72,858.04
Total 1242 · Customers						173,615.50	149,056.30	72,858.04
1252 · Other								0.00
Total 1252 · Other								0.00
1262 · Notes to members								0.00
Total 1262 · Notes to members								0.00

Navitas Assets, LLC
General Ledger
As of December 31, 2018

Type	Date	Num	Name	Memo	Split	Debit	Credit	Balance
1200 · A/R - Other								0.00
Total 1200 · A/R - Other								0.00
Total 1200 · A/R						173,615.50	149,056.30	72,858.04
12000 · Undeposited Funds								0.00
Total 12000 · Undeposited Funds								0.00
1300 · Inventory								0.00
1352 · System work in progress								0.00
Total 1352 · System work in progress								0.00
1300 · Inventory - Other								0.00
Total 1300 · Inventory - Other								0.00
Total 1300 · Inventory								0.00
1400 · Prepaids								0.00
1401 · Prepaid Investment in Gasco								0.00
Total 1401 · Prepaid Investment in Gasco								0.00
1411 · Taxes								0.00
Total 1411 · Taxes								0.00
1421 · Construction in Process								0.00
Total 1421 · Construction in Process								0.00
1400 · Prepaids - Other								0.00
Bill	07/01/2018	2018-...	County of Orange	2018-2019 O...	2202 · Taxes	10,343.60		10,343.60
General Journal	07/31/2018	180731		Ad Valorem t...	408 · Ad Valor...		861.93	9,481.67
General Journal	08/31/2018	180831		Ad Valorem t...	408 · Ad Valor...		861.97	8,619.70
General Journal	09/30/2018	180930		Ad Valorem t...	408 · Ad Valor...		861.97	7,757.73
General Journal	10/31/2018	181031		Ad Valorem t...	408 · Ad Valor...		861.97	6,895.76
General Journal	11/30/2018	181130		Ad Valorem t...	408 · Ad Valor...		861.97	6,033.79
General Journal	12/31/2018	181231		Ad Valorem t...	408 · Ad Valor...		861.97	5,171.82
Total 1400 · Prepaids - Other						10,343.60	5,171.78	5,171.82
Total 1400 · Prepaids						10,343.60	5,171.78	5,171.82
1500 · CIEB								0.00
1512 · Costs in excess of billing								0.00
Total 1512 · Costs in excess of billing								0.00
1500 · CIEB - Other								0.00
Total 1500 · CIEB - Other								0.00
Total 1500 · CIEB								0.00

Navitas Assets, LLC
General Ledger
As of December 31, 2018

Type	Date	Num	Name	Memo	Split	Debit	Credit	Balance
1600 · P and E								505,535.02
1606 · Leasehold Improvements								708,037.91
Total 1606 · Leasehold Improvements								708,037.91
1607 · Tools & Equipment								8,509.35
Bill	03/12/2018	12413	Southern California ...	Rebuilt Batter...	2232 · Other	2,801.50		11,310.85
Total 1607 · Tools & Equipment						2,801.50	0.00	11,310.85
1649 · Rural reinvestment equipment								35,970.30
Total 1649 · Rural reinvestment equipment								35,970.30
1656 · A/D - Leasehold Improvements								-215,171.62
General Journal	03/31/2018	180331			-SPLIT-		9,303.94	-224,475.56
General Journal	06/30/2018	180630			-SPLIT-		9,303.87	-233,779.43
General Journal	09/30/2018	180930			-SPLIT-		9,303.94	-243,083.37
General Journal	12/31/2018	181231			-SPLIT-		9,303.94	-252,387.31
Total 1656 · A/D - Leasehold Improvements						0.00	37,215.69	-252,387.31
1657 · A/D - Tools & Equipment								-6,631.64
General Journal	03/31/2018	180331			1656 · A/D - Le...		296.56	-6,928.20
General Journal	06/30/2018	180630			1656 · A/D - Le...		296.50	-7,224.70
General Journal	09/30/2018	180930			1656 · A/D - Le...		296.56	-7,521.26
General Journal	12/31/2018	181231			1656 · A/D - Le...		296.55	-7,817.81
Total 1657 · A/D - Tools & Equipment						0.00	1,186.17	-7,817.81
1699 · A/D - Rural reinvestement equip								-25,179.28
General Journal	03/31/2018	180331			1656 · A/D - Le...		899.26	-26,078.54
General Journal	06/30/2018	180630			1656 · A/D - Le...		899.19	-26,977.73
General Journal	09/30/2018	180930			1656 · A/D - Le...		899.25	-27,876.98
General Journal	12/31/2018	181231			1656 · A/D - Le...		899.26	-28,776.24
Total 1699 · A/D - Rural reinvestement equip						0.00	3,596.96	-28,776.24
1600 · P and E - Other								0.00
Total 1600 · P and E - Other								0.00
Total 1600 · P and E						2,801.50	41,998.82	466,337.70
1700 · F/A								645,163.24
1711 · Pipe								119,200.00
Total 1711 · Pipe								119,200.00
1712 · Stations								0.00
Total 1712 · Stations								0.00
1720 · Land								574,557.91
Total 1720 · Land								574,557.91

Navitas Assets, LLC
General Ledger
As of December 31, 2018

Type	Date	Num	Name	Memo	Split	Debit	Credit	Balance
1761 · A/D - Pipe								-48,594.67
General Journal	03/31/2018	180331			1656 · A/D - Le...		1,192.00	-49,786.67
General Journal	06/30/2018	180630			1656 · A/D - Le...		1,192.00	-50,978.67
General Journal	09/30/2018	180930			1656 · A/D - Le...		1,192.00	-52,170.67
General Journal	12/31/2018	181231			1656 · A/D - Le...		1,192.00	-53,362.67
Total 1761 · A/D - Pipe						0.00	4,768.00	-53,362.67
1762 · A/D - Stations								0.00
Total 1762 · A/D - Stations								0.00
1700 · F/A - Other								0.00
Total 1700 · F/A - Other								0.00
Total 1700 · F/A						0.00	4,768.00	640,395.24
1800 · OLTA								440,087.39
1811 · Organizational costs								242,700.68
Total 1811 · Organizational costs								242,700.68
1812 · Investment in - FCFA								308,716.67
Check	03/02/2018	2538	Fort Cobb Fuel Auth...	Investment in ...	1112 · Checkin...	40,000.00		348,716.67
General Journal	03/13/2018	180313		Move investm...	1815 · Investm...	35,000.00		383,716.67
General Journal	07/23/2018	180723		Move investm...	1815 · Investm...	25,000.00		408,716.67
General Journal	11/27/2018	181127		Move investm...	1814 · Investm...	75,000.00		483,716.67
General Journal	12/05/2018	181205		Move investm...	1814 · Investm...	25,000.00		508,716.67
General Journal	12/31/2018	171231		2018 FCFA n...	417 · Revenue...	351,505.00		860,221.67
Total 1812 · Investment in - FCFA						551,505.00	0.00	860,221.67
1813 · Investment in - Navitas TN NG								-61,584.00
General Journal	12/31/2018	171231		2018 TNNG n...	417 · Revenue...		10,109.00	-71,693.00
Total 1813 · Investment in - Navitas TN NG						0.00	10,109.00	-71,693.00
1814 · Investment in - Navitas KY NG								167,006.72
General Journal	11/27/2018	181127		Move investm...	1812 · Investm...		75,000.00	92,006.72
General Journal	12/05/2018	181205		Move investm...	1812 · Investm...		25,000.00	67,006.72
General Journal	12/31/2018	171231		2018 KYNG n...	417 · Revenue...	136,576.00		203,582.72
Total 1814 · Investment in - Navitas KY NG						136,576.00	100,000.00	203,582.72
1815 · Investment In - Navitas TX NG								25,948.00
General Journal	03/13/2018	180313		Move investm...	1812 · Investm...		35,000.00	-9,052.00
General Journal	07/23/2018	180723		Move investm...	1812 · Investm...		25,000.00	-34,052.00
General Journal	12/31/2018	171231		2018 TXNG n...	417 · Revenue...	10,407.00		-23,645.00
Total 1815 · Investment In - Navitas TX NG						10,407.00	60,000.00	-23,645.00

Navitas Assets, LLC
General Ledger
As of December 31, 2018

Type	Date	Num	Name	Memo	Split	Debit	Credit	Balance
1862 · A/D - Org costs								-242,700.68
Total 1862 · A/D - Org costs								-242,700.68
1800 · OLTA - Other								0.00
Total 1800 · OLTA - Other								0.00
Total 1800 · OLTA						698,488.00	170,109.00	968,466.39
1900 · Intangible(s)								0.00
Total 1900 · Intangible(s)								0.00
2000 · Acquisition clearing account								0.00
2001 · True up - FCFA								0.00
Total 2001 · True up - FCFA								0.00
2000 · Acquisition clearing account - Other								0.00
Total 2000 · Acquisition clearing account - Other								0.00
Total 2000 · Acquisition clearing account								0.00
2200 · A/P								-5,130.86
2202 · Taxes								-5,130.86
Bill Pmt -Check	01/26/2018	2533	County of Orange	427-193-19 2...	1112 · Checkin...	5,130.86		0.00
Bill	07/01/2018	2018-...	County of Orange	427-193-19 2...	-SPLIT-		10,343.60	-10,343.60
Bill Pmt -Check	11/16/2018	2557	County of Orange	427-193-19 2...	1112 · Checkin...	5,171.80		-5,171.80
Total 2202 · Taxes						10,302.66	10,343.60	-5,171.80
2232 · Other								0.00
Bill	01/01/2018	171220	Koll/Irvine Communi...	502-3186D-CU	6410 · Lic, per...		499.41	-499.41
Bill Pmt -Check	01/05/2018	2532	Koll/Irvine Communi...	502-3186D-CU	1112 · Checkin...	499.41		0.00
Bill	01/15/2018	180105	F&M Bank	9690700	-SPLIT-		7,008.21	-7,008.21
Bill Pmt -Check	01/26/2018	ACH	C T Corporation Sys...		1112 · Checkin...	452.00		-6,556.21
Bill Pmt -Check	01/26/2018	2534	Koll/Irvine Communi...	502-3186D-CU	1112 · Checkin...	514.51		-6,041.70
Bill Pmt -Check	01/30/2018	Transfer	F&M Bank	9690700	1112 · Checkin...	7,008.21		966.51
Bill	02/01/2018	180119	Koll/Irvine Communi...	502-3186D-CU	6410 · Lic, per...		514.51	452.00
Bill	02/01/2018	50041...	C T Corporation Sys...		6410 · Lic, per...		452.00	0.00
Bill	02/15/2018	180221	F&M Bank	9690700	-SPLIT-		7,008.21	-7,008.21
Bill Pmt -Check	02/21/2018	2537	Koll/Irvine Communi...	502-3186D-CU	1112 · Checkin...	514.51		-6,493.70
Bill Pmt -Check	02/28/2018	Transfer	F&M Bank	9690700	1112 · Checkin...	7,008.21		514.51
Bill	03/01/2018	180221	Koll/Irvine Communi...	502-3186D-CU	6410 · Lic, per...		514.51	0.00
Bill	03/12/2018	12413	Southern California ...		1607 · Tools & ...		2,801.50	-2,801.50
Bill Pmt -Check	03/12/2018	2539	Southern California ...		1112 · Checkin...	2,801.50		0.00
Bill	03/15/2018	180319	F&M Bank	9690700	-SPLIT-		7,008.21	-7,008.21
Bill	03/19/2018	43224...	Delaware Secretary ...		6410 · Lic, per...		300.00	-7,308.21
Bill Pmt -Check	03/27/2018	2541	Delaware Secretary ...	#51-6000279	1112 · Checkin...	300.00		-7,008.21
Bill Pmt -Check	03/27/2018	2540	Koll/Irvine Communi...	502-3186D-CU	1112 · Checkin...	514.51		-6,493.70
Bill Pmt -Check	03/30/2018	Transfer	F&M Bank	9690700	1112 · Checkin...	7,008.21		514.51
Bill	04/01/2018	180321	Koll/Irvine Communi...	502-3186D-CU	6410 · Lic, per...		514.51	0.00
Bill	04/15/2018	180415	F&M Bank	9690700	-SPLIT-		7,008.21	-7,008.21

Navitas Assets, LLC
General Ledger
As of December 31, 2018

Type	Date	Num	Name	Memo	Split	Debit	Credit	Balance
Bill Pmt -Check	04/24/2018	2542	Koll/Irvine Communi...	502-3186D-CU	1112 · Checkin...	514.51		-6,493.70
Bill Pmt -Check	04/30/2018	Transfer	F&M Bank	9690700	1112 · Checkin...	7,008.21		514.51
Bill	05/01/2018	180419	Koll/Irvine Communi...	502-3186D-CU	6410 · Lic, per...		514.51	0.00
Bill	05/15/2018	180515	F&M Bank	9690700	-SPLIT-		7,008.21	-7,008.21
Bill Pmt -Check	05/22/2018	2550	Koll/Irvine Communi...	502-3186D-CU	1112 · Checkin...	514.51		-6,493.70
Bill	06/01/2018	180518	Koll/Irvine Communi...	502-3186D-CU	6410 · Lic, per...		514.51	-7,008.21
Bill Pmt -Check	06/07/2018	Transfer	F&M Bank	9690700	1112 · Checkin...	7,008.21		0.00
Bill	06/15/2018	180615	F&M Bank	9690700	-SPLIT-		7,008.21	-7,008.21
Bill Pmt -Check	06/30/2018	ACH	F&M Bank	9690700	1112 · Checkin...	7,008.21		0.00
Bill	07/01/2018	180701	Koll/Irvine Communi...	502-3186D-CU	6410 · Lic, per...		514.51	-514.51
Bill Pmt -Check	07/01/2018	2551	Koll/Irvine Communi...	502-3186D-CU	1112 · Checkin...	514.51		0.00
Bill	07/13/2018	180713	F&M Bank	9690700	-SPLIT-		7,008.21	-7,008.21
Bill Pmt -Check	07/30/2018	ACH	F&M Bank	9690700	1112 · Checkin...	7,008.21		0.00
Bill	08/01/2018	180801	Koll/Irvine Communi...	502-3186D-CU	6410 · Lic, per...		514.51	-514.51
Bill Pmt -Check	08/01/2018	2552	Koll/Irvine Communi...	502-3186D-CU	1112 · Checkin...	514.51		0.00
Bill	08/15/2018	180815	F&M Bank	9690700	-SPLIT-		7,008.21	-7,008.21
Bill Pmt -Check	08/30/2018	ACH	F&M Bank	9690700	1112 · Checkin...	7,008.21		0.00
Bill	09/01/2018	180901	Koll/Irvine Communi...	502-3186D-CU	6410 · Lic, per...		514.51	-514.51
Bill Pmt -Check	09/01/2018	2553	Koll/Irvine Communi...	502-3186D-CU	1112 · Checkin...	514.51		0.00
Bill	09/14/2018	18-LL...	Franchise Tax Board	20-8819310 2...	6420 · Tax con...		800.00	-800.00
Bill Pmt -Check	09/14/2018	2554	Franchise Tax Board	20-8819310 2...	1112 · Checkin...	800.00		0.00
Bill	09/14/2018	180914	F&M Bank	9690700	-SPLIT-		7,008.21	-7,008.21
Bill Pmt -Check	09/28/2018	Transfer	F&M Bank	9690700	1112 · Checkin...	7,008.21		0.00
Bill	10/01/2018	181001	Koll/Irvine Communi...	502-3186D-CU	6410 · Lic, per...		514.51	-514.51
Bill Pmt -Check	10/01/2018	2555	Koll/Irvine Communi...	502-3186D-CU	1112 · Checkin...	514.51		0.00
Bill	10/15/2018	181015	F&M Bank	9690700	-SPLIT-		7,008.21	-7,008.21
Bill Pmt -Check	10/26/2018	2556	Koll/Irvine Communi...	502-3186D-CU	1112 · Checkin...	514.51		-6,493.70
Bill Pmt -Check	10/30/2018	Transfer	F&M Bank	9690700	1112 · Checkin...	7,008.21		514.51
Bill	11/01/2018	181101	Koll/Irvine Communi...	502-3186D-CU	6410 · Lic, per...		514.51	0.00
Bill	11/15/2018	181115	F&M Bank	9690700	-SPLIT-		7,008.21	-7,008.21
Bill Pmt -Check	11/30/2018	Xfer	F&M Bank	9690700	1112 · Checkin...	7,008.21		0.00
Bill	12/01/2018	181201	Koll/Irvine Communi...	502-3186D-CU	6410 · Lic, per...		514.51	-514.51
Bill Pmt -Check	12/01/2018	2558	Koll/Irvine Communi...	502-3186D-CU	1112 · Checkin...	514.51		0.00
Bill	12/15/2018	181215	F&M Bank	9690700	-SPLIT-		7,008.21	-7,008.21
Bill Pmt -Check	12/30/2018	Transfer	F&M Bank	9690700	1112 · Checkin...	7,008.21		0.00
Bill	12/31/2018	25203	HBC CPAs & Advisors		6420 · Tax con...		2,925.00	-2,925.00
Total 2232 · Other						94,611.04	97,536.04	-2,925.00
2242 · Distributions declared								0.00
Total 2242 · Distributions declared								0.00
2200 · A/P - Other								0.00
Total 2200 · A/P - Other								0.00
Total 2200 · A/P						104,913.70	107,879.64	-8,096.80
2100 · Payroll Liabilities								0.00
Total 2100 · Payroll Liabilities								0.00

Navitas Assets, LLC
General Ledger
As of December 31, 2018

Type	Date	Num	Name	Memo	Split	Debit	Credit	Balance
2300 · NP								0.00
2391 · RV - Acq clearing loan								0.00
Total 2391 · RV - Acq clearing loan								0.00
2300 · NP - Other								0.00
Total 2300 · NP - Other								0.00
Total 2300 · NP								0.00
2400 · A/E								0.00
2402 · Taxes								0.00
Invoice	01/01/2018	1801F...	Fort Cobb Fuel Auth...	Out-of-state s...	1242 · Custom...	0.00		0.00
Invoice	01/01/2018	1801K...	Navitas KY NG LLC	Out-of-state s...	1242 · Custom...	0.00		0.00
Invoice	01/01/2018	1801T...	Navitas TN NG LLC	Out-of-state s...	1242 · Custom...	0.00		0.00
Invoice	01/01/2018	1801T...	Navitas Utility Texas...	Out-of-state s...	1242 · Custom...	0.00		0.00
Invoice	01/31/2018	1801N...	NUC - OK systems	Out-of-state s...	1242 · Custom...	0.00		0.00
Invoice	02/01/2018	1802F...	Fort Cobb Fuel Auth...	Out-of-state s...	1242 · Custom...	0.00		0.00
Invoice	02/01/2018	1802K...	Navitas KY NG LLC	Out-of-state s...	1242 · Custom...	0.00		0.00
Invoice	02/01/2018	1802T...	Navitas TN NG LLC	Out-of-state s...	1242 · Custom...	0.00		0.00
Invoice	02/01/2018	1802T...	Navitas Utility Texas...	Out-of-state s...	1242 · Custom...	0.00		0.00
Invoice	02/28/2018	1802N...	NUC - OK systems	Out-of-state s...	1242 · Custom...	0.00		0.00
Invoice	03/01/2018	1803F...	Fort Cobb Fuel Auth...	Out-of-state s...	1242 · Custom...	0.00		0.00
Invoice	03/01/2018	1803K...	Navitas KY NG LLC	Out-of-state s...	1242 · Custom...	0.00		0.00
Invoice	03/01/2018	1803T...	Navitas TN NG LLC	Out-of-state s...	1242 · Custom...	0.00		0.00
Invoice	03/01/2018	1803T...	Navitas Utility Texas...	Out-of-state s...	1242 · Custom...	0.00		0.00
Invoice	03/31/2018	1803N...	NUC - OK systems	Out-of-state s...	1242 · Custom...	0.00		0.00
Invoice	04/01/2018	1804F...	Fort Cobb Fuel Auth...	Out-of-state s...	1242 · Custom...	0.00		0.00
Invoice	04/01/2018	1804K...	Navitas KY NG LLC	Out-of-state s...	1242 · Custom...	0.00		0.00
Invoice	04/01/2018	1804T...	Navitas TN NG LLC	Out-of-state s...	1242 · Custom...	0.00		0.00
Invoice	04/01/2018	1804T...	Navitas Utility Texas...	Out-of-state s...	1242 · Custom...	0.00		0.00
Invoice	04/30/2018	1804N...	NUC - OK systems	Out-of-state s...	1242 · Custom...	0.00		0.00
Invoice	05/01/2018	1805T...	Navitas Utility Texas...	Out-of-state s...	1242 · Custom...	0.00		0.00
Invoice	05/01/2018	1805T...	Navitas TN NG LLC	Out-of-state s...	1242 · Custom...	0.00		0.00
Invoice	05/01/2018	1805K...	Navitas KY NG LLC	Out-of-state s...	1242 · Custom...	0.00		0.00
Invoice	05/01/2018	1805F...	Fort Cobb Fuel Auth...	Out-of-state s...	1242 · Custom...	0.00		0.00
Invoice	05/31/2018	1805N...	NUC - OK systems	Out-of-state s...	1242 · Custom...	0.00		0.00
Invoice	06/01/2018	1806T...	Navitas Utility Texas...	Out-of-state s...	1242 · Custom...	0.00		0.00
Invoice	06/01/2018	1806T...	Navitas TN NG LLC	Out-of-state s...	1242 · Custom...	0.00		0.00
Invoice	06/01/2018	1806K...	Navitas KY NG LLC	Out-of-state s...	1242 · Custom...	0.00		0.00
Invoice	06/01/2018	1806F...	Fort Cobb Fuel Auth...	Out-of-state s...	1242 · Custom...	0.00		0.00
Invoice	06/30/2018	1806N...	NUC - OK systems	Out-of-state s...	1242 · Custom...	0.00		0.00
Invoice	07/01/2018	1807T...	Navitas TN NG LLC	Out-of-state s...	1242 · Custom...	0.00		0.00
Invoice	07/01/2018	1807F...	Fort Cobb Fuel Auth...	Out-of-state s...	1242 · Custom...	0.00		0.00
Invoice	07/01/2018	1807T...	Navitas Utility Texas...	Out-of-state s...	1242 · Custom...	0.00		0.00
Invoice	07/01/2018	1807K...	Navitas KY NG LLC	Out-of-state s...	1242 · Custom...	0.00		0.00
Invoice	07/31/2018	1807N...	NUC - OK systems	Out-of-state s...	1242 · Custom...	0.00		0.00
Invoice	08/01/2018	1808T...	Navitas TN NG LLC	Out-of-state s...	1242 · Custom...	0.00		0.00
Invoice	08/01/2018	1808F...	Fort Cobb Fuel Auth...	Out-of-state s...	1242 · Custom...	0.00		0.00
Invoice	08/01/2018	1808T...	Navitas Utility Texas...	Out-of-state s...	1242 · Custom...	0.00		0.00

Navitas Assets, LLC
General Ledger
As of December 31, 2018

Type	Date	Num	Name	Memo	Split	Debit	Credit	Balance
Invoice	08/01/2018	1808K...	Navitas KY NG LLC	Out-of-state s...	1242 · Custom...	0.00		0.00
Invoice	08/31/2018	1808N...	NUC - OK systems	Out-of-state s...	1242 · Custom...	0.00		0.00
Invoice	09/01/2018	1809T...	Navitas TN NG LLC	Out-of-state s...	1242 · Custom...	0.00		0.00
Invoice	09/01/2018	1809F...	Fort Cobb Fuel Auth...	Out-of-state s...	1242 · Custom...	0.00		0.00
Invoice	09/01/2018	1809T...	Navitas Utility Texas...	Out-of-state s...	1242 · Custom...	0.00		0.00
Invoice	09/01/2018	1809K...	Navitas KY NG LLC	Out-of-state s...	1242 · Custom...	0.00		0.00
Invoice	09/30/2018	1809N...	NUC - OK systems	Out-of-state s...	1242 · Custom...	0.00		0.00
Invoice	10/01/2018	1810T...	Navitas TN NG LLC	Out-of-state s...	1242 · Custom...	0.00		0.00
Invoice	10/01/2018	1810F...	Fort Cobb Fuel Auth...	Out-of-state s...	1242 · Custom...	0.00		0.00
Invoice	10/01/2018	1810T...	Navitas Utility Texas...	Out-of-state s...	1242 · Custom...	0.00		0.00
Invoice	10/01/2018	1810K...	Navitas KY NG LLC	Out-of-state s...	1242 · Custom...	0.00		0.00
Invoice	10/31/2018	1810N...	NUC - OK systems	Out-of-state s...	1242 · Custom...	0.00		0.00
Invoice	11/01/2018	1811T...	Navitas TN NG LLC	Out-of-state s...	1242 · Custom...	0.00		0.00
Invoice	11/01/2018	1811F...	Fort Cobb Fuel Auth...	Out-of-state s...	1242 · Custom...	0.00		0.00
Invoice	11/01/2018	1811T...	Navitas Utility Texas...	Out-of-state s...	1242 · Custom...	0.00		0.00
Invoice	11/01/2018	1811K...	Navitas KY NG LLC	Out-of-state s...	1242 · Custom...	0.00		0.00
Invoice	11/30/2018	1811N...	NUC - OK systems	Out-of-state s...	1242 · Custom...	0.00		0.00
Invoice	12/01/2018	1812T...	Navitas TN NG LLC	Out-of-state s...	1242 · Custom...	0.00		0.00
Invoice	12/01/2018	1812F...	Fort Cobb Fuel Auth...	Out-of-state s...	1242 · Custom...	0.00		0.00
Invoice	12/01/2018	1812T...	Navitas Utility Texas...	Out-of-state s...	1242 · Custom...	0.00		0.00
Invoice	12/01/2018	1812K...	Navitas KY NG LLC	Out-of-state s...	1242 · Custom...	0.00		0.00
Invoice	12/31/2018	1812N...	NUC - OK systems	Out-of-state s...	1242 · Custom...	0.00		0.00
Total 2402 · Taxes						0.00	0.00	0.00
2408 · Ad Valorem Tax								0.00
General Journal	01/31/2018	180131		Ad Valorem t...	408 · Ad Valor...		855.00	-855.00
General Journal	02/28/2018	180228		Ad Valorem t...	408 · Ad Valor...		855.00	-1,710.00
General Journal	03/31/2018	180331		Ad Valorem t...	408 · Ad Valor...		855.00	-2,565.00
General Journal	04/30/2018	180430		Ad Valorem t...	408 · Ad Valor...		855.00	-3,420.00
General Journal	05/31/2018	180531		Ad Valorem t...	408 · Ad Valor...		855.00	-4,275.00
General Journal	06/30/2018	180630		Ad Valorem t...	408 · Ad Valor...		855.00	-5,130.00
General Journal	06/30/2018	180630		2017-2017 O...	417 · Revenue...	5,130.00		0.00
Bill	07/01/2018	2018-...	County of Orange	2018-2019 O...	2202 · Taxes	0.00		0.00
Total 2408 · Ad Valorem Tax						5,130.00	5,130.00	0.00
2400 · A/E - Other								0.00
Total 2400 · A/E - Other								0.00
Total 2400 · A/E						5,130.00	5,130.00	0.00
2500 · BIEC								0.00
2512 · Billing in excess of cost								0.00
Total 2512 · Billing in excess of cost								0.00

Navitas Assets, LLC
General Ledger
As of December 31, 2018

Type	Date	Num	Name	Memo	Split	Debit	Credit	Balance
2500 · BIEC - Other								0.00
Total 2500 · BIEC - Other								0.00
Total 2500 · BIEC								0.00
2600 · CPLTD								-51,779.06
2601 · Costa Mesa Corp Office								0.00
Total 2601 · Costa Mesa Corp Office								0.00
2602 · Costa Mesa Corp Office - F&M								-51,779.06
Bill	01/15/2018	180105	F&M Bank	9690700	2232 · Other		170.44	-51,949.50
Bill	02/15/2018	180221	F&M Bank	9690700	2232 · Other		171.00	-52,120.50
Bill	03/15/2018	180319	F&M Bank	9690700	2232 · Other		171.56	-52,292.06
Bill	04/15/2018	180415	F&M Bank	9690700	2232 · Other		172.13	-52,464.19
Bill	05/15/2018	180515	F&M Bank	9690700	2232 · Other		172.69	-52,636.88
Bill	06/15/2018	180615	F&M Bank	9690700	2232 · Other		173.26	-52,810.14
Bill	07/13/2018	180713	F&M Bank	9690700	2232 · Other		173.83	-52,983.97
Bill	08/15/2018	180815	F&M Bank	9690700	2232 · Other		174.41	-53,158.38
Bill	09/14/2018	180914	F&M Bank	9690700	2232 · Other		174.98	-53,333.36
Bill	10/15/2018	181015	F&M Bank	9690700	2232 · Other		175.56	-53,508.92
Bill	11/15/2018	181115	F&M Bank	9690700	2232 · Other		176.13	-53,685.05
Bill	12/15/2018	181215	F&M Bank	9690700	2232 · Other		176.71	-53,861.76
Total 2602 · Costa Mesa Corp Office - F&M						0.00	2,082.70	-53,861.76
2600 · CPLTD - Other								0.00
Total 2600 · CPLTD - Other								0.00
Total 2600 · CPLTD						0.00	2,082.70	-53,861.76
2700 · LTD								-782,283.21
2701 · Costa Mesa Corp Office								0.00
Total 2701 · Costa Mesa Corp Office								0.00
2702 · Costa Mesa Corp Office - F&M								-782,283.21
Bill	01/15/2018	180105	F&M Bank	9690700	2232 · Other	4,407.80		-777,875.41
Bill	02/15/2018	180221	F&M Bank	9690700	2232 · Other	4,422.31		-773,453.10
Bill	03/15/2018	180319	F&M Bank	9690700	2232 · Other	4,436.87		-769,016.23
Bill	04/15/2018	180415	F&M Bank	9690700	2232 · Other	4,451.47		-764,564.76
Bill	05/15/2018	180515	F&M Bank	9690700	2232 · Other	4,466.12		-760,098.64
Bill	06/15/2018	180615	F&M Bank	9690700	2232 · Other	4,480.82		-755,617.82
Bill	07/13/2018	180713	F&M Bank	9690700	2232 · Other	4,495.57		-751,122.25
Bill	08/15/2018	180815	F&M Bank	9690700	2232 · Other	4,510.37		-746,611.88
Bill	09/14/2018	180914	F&M Bank	9690700	2232 · Other	4,525.22		-742,086.66
Bill	10/15/2018	181015	F&M Bank	9690700	2232 · Other	4,540.11		-737,546.55
Bill	11/15/2018	181115	F&M Bank	9690700	2232 · Other	4,555.06		-732,991.49
Bill	12/15/2018	181215	F&M Bank	9690700	2232 · Other	4,570.05		-728,421.44
Total 2702 · Costa Mesa Corp Office - F&M						53,861.77	0.00	-728,421.44

Navitas Assets, LLC
General Ledger
As of December 31, 2018

Type	Date	Num	Name	Memo	Split	Debit	Credit	Balance
2700 · LTD - Other								0.00
Total 2700 · LTD - Other								0.00
Total 2700 · LTD						53,861.77	0.00	-728,421.44
2800 · DL								0.00
2811 · Deferred tax liability								0.00
Total 2811 · Deferred tax liability								0.00
2800 · DL - Other								0.00
Total 2800 · DL - Other								0.00
Total 2800 · DL								0.00
2900 · MI								0.00
2911 · Minority interest								0.00
Total 2911 · Minority interest								0.00
2900 · MI - Other								0.00
Total 2900 · MI - Other								0.00
Total 2900 · MI								0.00
3000 · Equity								-1,874,122.70
3002 · Opening bal equity								-10,000.00
Total 3002 · Opening bal equity								-10,000.00
3102 · Member interest								-2,076,162.70
Total 3102 · Member interest								-2,076,162.70
3900 · Accum other compre income								212,040.00
3902 · Acquisition effect								0.00
Total 3902 · Acquisition effect								0.00
3903 · AOCI - N1								212,040.00
Total 3903 · AOCI - N1								212,040.00
3900 · Accum other compre income - Other								0.00
Total 3900 · Accum other compre income - Other								0.00
Total 3900 · Accum other compre income								212,040.00
3000 · Equity - Other								0.00
Total 3000 · Equity - Other								0.00
Total 3000 · Equity								-1,874,122.70
3302 · Retained Earnings								1,033,809.00
Total 3302 · Retained Earnings								1,033,809.00

Navitas Assets, LLC
General Ledger
As of December 31, 2018

Type	Date	Num	Name	Memo	Split	Debit	Credit	Balance
3999 · Returned Cash Flow								37,500.00
Total 3999 · Returned Cash Flow								37,500.00
4100 · Revenue								0.00
4153 · Asset billing								0.00
Invoice	01/31/2018	1801N...	NUC - OK systems	Operations	1242 · Custom...		12,956.04	-12,956.04
Invoice	02/28/2018	1802N...	NUC - OK systems	Operations	1242 · Custom...		10,172.16	-23,128.20
Invoice	03/31/2018	1803N...	NUC - OK systems	Operations	1242 · Custom...		7,068.96	-30,197.16
Invoice	04/30/2018	1804N...	NUC - OK systems	Operations	1242 · Custom...		6,659.10	-36,856.26
Invoice	05/31/2018	1805N...	NUC - OK systems	Operations	1242 · Custom...		4,194.72	-41,050.98
Invoice	06/30/2018	1806N...	NUC - OK systems	Operations	1242 · Custom...		3,187.18	-44,238.16
Invoice	07/31/2018	1807N...	NUC - OK systems	Operations	1242 · Custom...		4,319.10	-48,557.26
Invoice	08/31/2018	1808N...	NUC - OK systems	Operations	1242 · Custom...		4,184.46	-52,741.72
Invoice	09/30/2018	1809N...	NUC - OK systems	Operations	1242 · Custom...		2,714.76	-55,456.48
Invoice	10/31/2018	1810N...	NUC - OK systems	Operations	1242 · Custom...		4,466.52	-59,923.00
Invoice	11/30/2018	1811N...	NUC - OK systems	Operations	1242 · Custom...		10,272.42	-70,195.42
Invoice	12/31/2018	1812N...	NUC - OK systems	Operations	1242 · Custom...		11,368.08	-81,563.50
Total 4153 · Asset billing						0.00	81,563.50	-81,563.50
4100 · Revenue - Other								0.00
Total 4100 · Revenue - Other								0.00
Total 4100 · Revenue						0.00	81,563.50	-81,563.50
494 · Interdepartment rents								0.00
494.15 · IDR Kentucky								0.00
Invoice	01/01/2018	1801K...	Navitas KY NG LLC	Jan Rent for ...	1242 · Custom...		261.00	-261.00
Invoice	02/01/2018	1802K...	Navitas KY NG LLC	Feb Rent for ...	1242 · Custom...		261.00	-522.00
Invoice	03/01/2018	1803K...	Navitas KY NG LLC	Mar Rent for ...	1242 · Custom...		261.00	-783.00
Invoice	04/01/2018	1804K...	Navitas KY NG LLC	Apr Rent for ...	1242 · Custom...		261.00	-1,044.00
Invoice	05/01/2018	1805K...	Navitas KY NG LLC	May Rent for ...	1242 · Custom...		261.00	-1,305.00
Invoice	06/01/2018	1806K...	Navitas KY NG LLC	Jun Rent for ...	1242 · Custom...		261.00	-1,566.00
Invoice	07/01/2018	1807K...	Navitas KY NG LLC	Jul Rent for K...	1242 · Custom...		261.00	-1,827.00
Invoice	08/01/2018	1808K...	Navitas KY NG LLC	Aug Rent for ...	1242 · Custom...		261.00	-2,088.00
Invoice	09/01/2018	1809K...	Navitas KY NG LLC	Sep Rent for ...	1242 · Custom...		261.00	-2,349.00
Invoice	10/01/2018	1810K...	Navitas KY NG LLC	Oct Rent for ...	1242 · Custom...		261.00	-2,610.00
Invoice	11/01/2018	1811K...	Navitas KY NG LLC	Nov Rent for ...	1242 · Custom...		261.00	-2,871.00
Invoice	12/01/2018	1812K...	Navitas KY NG LLC	Dec Rent for ...	1242 · Custom...		261.00	-3,132.00
Total 494.15 · IDR Kentucky						0.00	3,132.00	-3,132.00

Navitas Assets, LLC
General Ledger
As of December 31, 2018

Type	Date	Num	Name	Memo	Split	Debit	Credit	Balance
494.16 · IDR Tennessee								0.00
Invoice	01/01/2018	1801T...	Navitas TN NG LLC	Jan Rent for ...	1242 · Custom...		872.00	-872.00
Invoice	02/01/2018	1802T...	Navitas TN NG LLC	Feb Rent for ...	1242 · Custom...		872.00	-1,744.00
Invoice	03/01/2018	1803T...	Navitas TN NG LLC	Mar Rent for ...	1242 · Custom...		872.00	-2,616.00
Invoice	04/01/2018	1804T...	Navitas TN NG LLC	Apr Rent for T...	1242 · Custom...		872.00	-3,488.00
Invoice	05/01/2018	1805T...	Navitas TN NG LLC	May Rent for ...	1242 · Custom...		872.00	-4,360.00
Invoice	06/01/2018	1806T...	Navitas TN NG LLC	Jun Rent for ...	1242 · Custom...		872.00	-5,232.00
Invoice	07/01/2018	1807T...	Navitas TN NG LLC	Jul Rent for T...	1242 · Custom...		872.00	-6,104.00
Invoice	08/01/2018	1808T...	Navitas TN NG LLC	Aug Rent for ...	1242 · Custom...		872.00	-6,976.00
Invoice	09/01/2018	1809T...	Navitas TN NG LLC	Sep Rent for ...	1242 · Custom...		872.00	-7,848.00
Invoice	10/01/2018	1810T...	Navitas TN NG LLC	Oct Rent for T...	1242 · Custom...		872.00	-8,720.00
Invoice	11/01/2018	1811T...	Navitas TN NG LLC	Nov Rent for ...	1242 · Custom...		872.00	-9,592.00
Invoice	12/01/2018	1812T...	Navitas TN NG LLC	Dec Rent for ...	1242 · Custom...		872.00	-10,464.00
Total 494.16 · IDR Tennessee						0.00	10,464.00	-10,464.00
494.28 · IDR Texas								0.00
Invoice	01/01/2018	1801T...	Navitas Utility Texas...	Jan Rent for ...	1242 · Custom...		2.00	-2.00
Invoice	02/01/2018	1802T...	Navitas Utility Texas...	Feb Office Rent	1242 · Custom...		2.00	-4.00
Invoice	03/01/2018	1803T...	Navitas Utility Texas...	Mar Office Rent	1242 · Custom...		2.00	-6.00
Invoice	04/01/2018	1804T...	Navitas Utility Texas...	Apr Office Rent	1242 · Custom...		2.00	-8.00
Invoice	05/01/2018	1805T...	Navitas Utility Texas...	May Office Rent	1242 · Custom...		2.00	-10.00
Invoice	06/01/2018	1806T...	Navitas Utility Texas...	Jun Office Rent	1242 · Custom...		2.00	-12.00
Invoice	07/01/2018	1807T...	Navitas Utility Texas...	Jul Office Rent	1242 · Custom...		2.00	-14.00
Invoice	08/01/2018	1808T...	Navitas Utility Texas...	Aug Office Rent	1242 · Custom...		2.00	-16.00
Invoice	09/01/2018	1809T...	Navitas Utility Texas...	Sep Office Rent	1242 · Custom...		2.00	-18.00
Invoice	10/01/2018	1810T...	Navitas Utility Texas...	Oct Office Rent	1242 · Custom...		2.00	-20.00
Invoice	11/01/2018	1811T...	Navitas Utility Texas...	Nov Office Rent	1242 · Custom...		2.00	-22.00
Invoice	12/01/2018	1812T...	Navitas Utility Texas...	Dec Office Rent	1242 · Custom...		2.00	-24.00
Total 494.28 · IDR Texas						0.00	24.00	-24.00
494.46 · IDR Oklahoma								0.00
Invoice	01/01/2018	1801F...	Fort Cobb Fuel Auth...	Jan Rent for ...	1242 · Custom...		6,536.00	-6,536.00
Invoice	02/01/2018	1802F...	Fort Cobb Fuel Auth...	Feb Rent for ...	1242 · Custom...		6,536.00	-13,072.00
Invoice	03/01/2018	1803F...	Fort Cobb Fuel Auth...	Mar Rent for ...	1242 · Custom...		6,536.00	-19,608.00
Invoice	04/01/2018	1804F...	Fort Cobb Fuel Auth...	Apr Rent for ...	1242 · Custom...		6,536.00	-26,144.00
Invoice	05/01/2018	1805F...	Fort Cobb Fuel Auth...	May Rent for ...	1242 · Custom...		6,536.00	-32,680.00
Invoice	06/01/2018	1806F...	Fort Cobb Fuel Auth...	Jun Rent for ...	1242 · Custom...		6,536.00	-39,216.00
Invoice	07/01/2018	1807F...	Fort Cobb Fuel Auth...	Jul Rent for O...	1242 · Custom...		6,536.00	-45,752.00
Invoice	08/01/2018	1808F...	Fort Cobb Fuel Auth...	Aug Rent for ...	1242 · Custom...		6,536.00	-52,288.00
Invoice	09/01/2018	1809F...	Fort Cobb Fuel Auth...	Sep Rent for ...	1242 · Custom...		6,536.00	-58,824.00
Invoice	10/01/2018	1810F...	Fort Cobb Fuel Auth...	Oct Rent for ...	1242 · Custom...		6,536.00	-65,360.00
Invoice	11/01/2018	1811F...	Fort Cobb Fuel Auth...	Nov Rent for ...	1242 · Custom...		6,536.00	-71,896.00
Invoice	12/01/2018	1812F...	Fort Cobb Fuel Auth...	Dec Rent for ...	1242 · Custom...		6,536.00	-78,432.00
Total 494.46 · IDR Oklahoma						0.00	78,432.00	-78,432.00

Navitas Assets, LLC
General Ledger
As of December 31, 2018

Type	Date	Num	Name	Memo	Split	Debit	Credit	Balance
494 · Interdepartment rents - Other								0.00
Total 494 · Interdepartment rents - Other								0.00
Total 494 · Interdepartment rents						0.00	92,052.00	-92,052.00
5000 · COGS								0.00
Total 5000 · COGS								0.00
Direct Costs								0.00
403 · Depreciation Expense								0.00
General Journal	03/31/2018	180331			1656 · A/D - Le...	11,691.76		11,691.76
General Journal	06/30/2018	180630			1656 · A/D - Le...	11,691.56		23,383.32
General Journal	09/30/2018	180930			1656 · A/D - Le...	11,691.75		35,075.07
General Journal	12/31/2018	181231			1656 · A/D - Le...	11,691.75		46,766.82
Total 403 · Depreciation Expense						46,766.82	0.00	46,766.82
Direct Costs - Other								0.00
Total Direct Costs - Other								0.00
Total Direct Costs						46,766.82	0.00	46,766.82
Indirect Costs								0.00
6210 · Payroll Expenses								0.00
Total 6210 · Payroll Expenses								0.00
6400 · Biz exps								0.00
6440 · Bonds & insurance								0.00
Total 6440 · Bonds & insurance								0.00
6699 · Amortization								0.00
Total 6699 · Amortization								0.00
6400 · Biz exps - Other								0.00
Total 6400 · Biz exps - Other								0.00
Total 6400 · Biz exps								0.00
903 · Customer Records & Collection								0.00
6310 · Consultation								0.00
Total 6310 · Consultation								0.00
6320 · Bank fees								0.00
Total 6320 · Bank fees								0.00
6399 · Reconciliation Discrepancies								0.00
Total 6399 · Reconciliation Discrepancies								0.00

Navitas Assets, LLC
General Ledger
As of December 31, 2018

Type	Date	Num	Name	Memo	Split	Debit	Credit	Balance
6410 · Lic, permit, member								0.00
Bill	01/01/2018	171220	Koll/Irvine Communi...	Koll Associati...	2232 · Other	499.41		499.41
Bill	02/01/2018	180119	Koll/Irvine Communi...	Koll Associati...	2232 · Other	514.51		1,013.92
Bill	02/01/2018	50041...	C T Corporation Sys...	Domestic repr...	2232 · Other	452.00		1,465.92
Bill	03/01/2018	180221	Koll/Irvine Communi...	Koll Associati...	2232 · Other	514.51		1,980.43
Bill	03/19/2018	43224...	Delaware Secretary ...	State fees 2017	2232 · Other	300.00		2,280.43
Bill	04/01/2018	180321	Koll/Irvine Communi...	Koll Associati...	2232 · Other	514.51		2,794.94
Bill	05/01/2018	180419	Koll/Irvine Communi...	Koll Associati...	2232 · Other	514.51		3,309.45
Bill	06/01/2018	180518	Koll/Irvine Communi...	Koll Associati...	2232 · Other	514.51		3,823.96
Bill	07/01/2018	180701	Koll/Irvine Communi...	Koll Associati...	2232 · Other	514.51		4,338.47
Bill	08/01/2018	180801	Koll/Irvine Communi...	Koll Associati...	2232 · Other	514.51		4,852.98
Bill	09/01/2018	180901	Koll/Irvine Communi...	Koll Associati...	2232 · Other	514.51		5,367.49
Bill	10/01/2018	181001	Koll/Irvine Communi...	Koll Associati...	2232 · Other	514.51		5,882.00
Bill	11/01/2018	181101	Koll/Irvine Communi...	Koll Associati...	2232 · Other	514.51		6,396.51
Bill	12/01/2018	181201	Koll/Irvine Communi...	Koll Associati...	2232 · Other	514.51		6,911.02
Total 6410 · Lic, permit, member						6,911.02	0.00	6,911.02
903 · Customer Records & Collection - Other								0.00
Total 903 · Customer Records & Collection - Other								0.00
Total 903 · Customer Records & Collection						6,911.02	0.00	6,911.02
904 · Bad Debt								0.00
Total 904 · Bad Debt								0.00
923 · Outside Services								0.00
6420 · Tax consult & filing								0.00
Bill	09/14/2018	18-LL...	Franchise Tax Board	California ann...	2232 · Other	800.00		800.00
Bill	12/31/2018	25203	HBC CPAs & Advisors	Adjs to conve...	2232 · Other	2,925.00		3,725.00
Total 6420 · Tax consult & filing						3,725.00	0.00	3,725.00
6425 · Legal								0.00
Total 6425 · Legal								0.00
923 · Outside Services - Other								0.00
Total 923 · Outside Services - Other								0.00
Total 923 · Outside Services						3,725.00	0.00	3,725.00
Indirect Costs - Other								0.00
Total Indirect Costs - Other								0.00
Total Indirect Costs						10,636.02	0.00	10,636.02

Navitas Assets, LLC
General Ledger
As of December 31, 2018

Type	Date	Num	Name	Memo	Split	Debit	Credit	Balance
Other Income								0.00
417 · Revenue non-utility operation								0.00
General Journal	06/30/2018	180630		2017-2018 O...	2408 · Ad Valo...		5,130.00	-5,130.00
General Journal	12/31/2018	171231		2018 TNNG n...	1813 · Investm...	10,109.00		4,979.00
General Journal	12/31/2018	171231		2018 KYNG n...	1814 · Investm...		136,576.00	-131,597.00
General Journal	12/31/2018	171231		2018 TXNG n...	1815 · Investm...		10,407.00	-142,004.00
General Journal	12/31/2018	171231		2018 FCFA n...	1812 · Investm...		351,505.00	-493,509.00
Total 417 · Revenue non-utility operation						10,109.00	503,618.00	-493,509.00
419 · Interest income								0.00
Total 419 · Interest income								0.00
Other Income - Other								0.00
Total Other Income - Other								0.00
Total Other Income						10,109.00	503,618.00	-493,509.00
Other expense								0.00
408 · Ad Valoreum tax								0.00
General Journal	01/31/2018	180131		Ad Valorem t...	2408 · Ad Valo...	855.00		855.00
General Journal	02/28/2018	180228		Ad Valorem t...	2408 · Ad Valo...	855.00		1,710.00
General Journal	03/31/2018	180331		Ad Valorem t...	2408 · Ad Valo...	855.00		2,565.00
General Journal	04/30/2018	180430		Ad Valorem t...	2408 · Ad Valo...	855.00		3,420.00
General Journal	05/31/2018	180531		Ad Valorem t...	2408 · Ad Valo...	855.00		4,275.00
General Journal	06/30/2018	180630		Ad Valorem t...	2408 · Ad Valo...	855.00		5,130.00
General Journal	07/31/2018	180731		Ad Valorem t...	1400 · Prepaids	861.93		5,991.93
General Journal	08/31/2018	180831		Ad Valorem t...	1400 · Prepaids	861.97		6,853.90
General Journal	09/30/2018	180930		Ad Valorem t...	1400 · Prepaids	861.97		7,715.87
General Journal	10/31/2018	181031		Ad Valorem t...	1400 · Prepaids	861.97		8,577.84
General Journal	11/30/2018	181130		Ad Valorem t...	1400 · Prepaids	861.97		9,439.81
General Journal	12/31/2018	181231		Ad Valorem t...	1400 · Prepaids	861.97		10,301.78
Total 408 · Ad Valoreum tax						10,301.78	0.00	10,301.78
409 · Corporate income tax								0.00
Total 409 · Corporate income tax								0.00

Navitas Assets, LLC
General Ledger
As of December 31, 2018

Type	Date	Num	Name	Memo	Split	Debit	Credit	Balance
427 · Interest expense								0.00
Bill	01/15/2018	180105	F&M Bank	9690700	2232 · Other	2,770.85		2,770.85
Bill	02/15/2018	180221	F&M Bank	9690700	2232 · Other	2,756.90		5,527.75
Bill	03/15/2018	180319	F&M Bank	9690700	2232 · Other	2,742.90		8,270.65
Bill	04/15/2018	180415	F&M Bank	9690700	2232 · Other	2,728.87		10,999.52
Bill	05/15/2018	180515	F&M Bank	9690700	2232 · Other	2,714.78		13,714.30
Bill	06/15/2018	180615	F&M Bank	9690700	2232 · Other	2,700.65		16,414.95
Bill	07/13/2018	180713	F&M Bank	9690700	2232 · Other	2,686.47		19,101.42
Bill	08/15/2018	180815	F&M Bank	9690700	2232 · Other	2,672.25		21,773.67
Bill	09/14/2018	180914	F&M Bank	9690700	2232 · Other	2,657.97		24,431.64
Bill	10/15/2018	181015	F&M Bank	9690700	2232 · Other	2,643.66		27,075.30
Bill	11/15/2018	181115	F&M Bank	9690700	2232 · Other	2,629.28		29,704.58
Bill	12/15/2018	181215	F&M Bank	9690700	2232 · Other	2,614.87		32,319.45
General Journal	12/19/2018	181219		Department o...	1112 · Checkin...		1.00	32,318.45
Total 427 · Interest expense						32,319.45	1.00	32,318.45
Other expense - Other								0.00
Total Other expense - Other								0.00
Total Other expense						42,621.23	1.00	42,620.23
No accnt								0.00
Total no accnt								0.00
TOTAL						**1,308,344.44**	**1,308,344.44**	**0.00**

Navitas TN NG, LLC
General Ledger
As of December 31, 2017

Type	Date	Num	Name	Memo	Split	Debit	Credit	Balance
1100 · Cash								2,524.90
1107 · Checking - Bank 7								989.87
Payment	01/03/2017	Batch 1	Navitas TN NG LLC ...		1243 · Custom...	1,877.92		2,867.79
Payment	01/03/2017	Batch 1	Navitas TN NG LLC ...		1243 · Custom...	458.93		3,326.72
Payment	01/04/2017	Batch 2	Navitas TN NG LLC ...		1243 · Custom...	1,043.17		4,369.89
Payment	01/04/2017	Batch 2	Navitas TN NG LLC ...		1243 · Custom...	95.00		4,464.89
General Journal	01/04/2017	170104		BANKCARD ...	903 · Custome...		103.15	4,361.74
Payment	01/05/2017	Batch 3	Navitas TN NG LLC ...		1243 · Custom...	100.56		4,462.30
Payment	01/06/2017	Batch 4	Navitas TN NG LLC ...		1243 · Custom...	77.10		4,539.40
Payment	01/06/2017	Batch 4	Navitas TN NG LLC ...		1243 · Custom...	452.42		4,991.82
Bill Pmt -Check	01/09/2017	1275	Jellico City Recorder	Ad-Valorem T...	2203 · Taxes		3,003.00	1,988.82
Payment	01/09/2017	Batch 5	Navitas TN NG LLC ...		1243 · Custom...	733.44		2,722.26
Payment	01/09/2017	Batch 5	Navitas TN NG LLC ...		1243 · Custom...	114.82		2,837.08
Check	01/09/2017	1276	Prema Inc.	Refund	1243 · Custom...		292.89	2,544.19
Payment	01/10/2017	Batch 6	Navitas TN NG LLC ...		1243 · Custom...	54.51		2,598.70
Deposit	01/10/2017			Deposit	2413 · Custom...	500.00		3,098.70
Bill Pmt -Check	01/10/2017	1277	Bank 7	Loan 1010633	2233 · Other		4,046.11	-947.41
Check	01/10/2017	1041	Bank 7	Transfer	1125 · Checkin...	1,500.00		552.59
Payment	01/11/2017	Batch 7	Navitas TN NG LLC ...		1243 · Custom...	932.24		1,484.83
Payment	01/12/2017	Batch 8	Navitas TN NG LLC ...		1243 · Custom...	547.86		2,032.69
Payment	01/12/2017	Batch 8	Navitas TN NG LLC ...		1243 · Custom...	713.61		2,746.30
Payment	01/13/2017	Batch 9	Navitas TN NG LLC ...		1243 · Custom...	2,040.66		4,786.96
Payment	01/13/2017	Batch 9	Navitas TN NG LLC ...		1243 · Custom...	192.57		4,979.53
Bill Pmt -Check	01/13/2017	1278	Navitas Utility Corpo...		2233 · Other		4,000.00	979.53
Payment	01/16/2017	Batch ...	Navitas TN NG LLC ...		1243 · Custom...	1,156.41		2,135.94
Payment	01/17/2017	Batch ...	Navitas TN NG LLC ...		1243 · Custom...	16,834.24		18,970.18
Payment	01/17/2017	Batch ...	Navitas TN NG LLC ...		1243 · Custom...	79.85		19,050.03
Bill Pmt -Check	01/17/2017	1279	Campbell County Tr...	Ad-Valorem T...	2203 · Taxes		7,873.00	11,177.03
Bill Pmt -Check	01/17/2017	1280	Pickett County Trust...	Ad-Valorem T...	2203 · Taxes		2,502.91	8,674.12
Bill Pmt -Check	01/17/2017	1281	Navitas Utility Corpo...		2233 · Other		5,751.00	2,923.12
Deposit	01/17/2017			Deposit	2413 · Custom...	200.00		3,123.12
Payment	01/18/2017	Batch ...	Navitas TN NG LLC ...		1243 · Custom...	100.00		3,223.12
Payment	01/19/2017	Batch ...	Navitas TN NG LLC ...		1243 · Custom...	106.49		3,329.61
Payment	01/19/2017	Batch ...	Navitas TN NG LLC ...		1243 · Custom...	38.79		3,368.40
Deposit	01/20/2017			Deposit	1243 · Custom...	6,753.27		10,121.67
Check	01/20/2017	Transfer	Tennessee Departm...		2406 · Sales T...		577.00	9,544.67
Payment	01/20/2017	Batch ...	Navitas TN NG LLC ...		1243 · Custom...	391.01		9,935.68
Payment	01/20/2017	Batch ...	Navitas TN NG LLC ...		1243 · Custom...	1,293.72		11,229.40
Payment	01/23/2017	Batch ...	Navitas TN NG LLC ...		1243 · Custom...	13,439.79		24,669.19
Payment	01/23/2017	Batch ...	Navitas TN NG LLC ...		1243 · Custom...	128.39		24,797.58
Payment	01/24/2017	Batch ...	Navitas TN NG LLC ...		1243 · Custom...	53.18		24,850.76
Payment	01/24/2017	Batch ...	Navitas TN NG LLC ...		1243 · Custom...	406.45		25,257.21
Bill Pmt -Check	01/24/2017	1282	Navitas Utility Corpo...		2233 · Other		24,345.00	912.21
Payment	01/25/2017	Batch ...	Navitas TN NG LLC ...		1243 · Custom...	416.46		1,328.67
Payment	01/26/2017	Batch ...	Navitas TN NG LLC ...		1243 · Custom...	11,983.89		13,312.56
Payment	01/26/2017	Batch ...	Navitas TN NG LLC ...		1243 · Custom...	55.00		13,367.56
Payment	01/27/2017	Batch ...	Navitas TN NG LLC ...		1243 · Custom...	1,390.79		14,758.35
Payment	01/27/2017	Batch ...	Navitas TN NG LLC ...		1243 · Custom...	90.00		14,848.35
Payment	01/30/2017	Batch ...	Navitas TN NG LLC ...		1243 · Custom...	69.75		14,918.10

Navitas TN NG, LLC
General Ledger
As of December 31, 2017

Type	Date	Num	Name	Memo	Split	Debit	Credit	Balance
Payment	01/30/2017	Batch ...	Navitas TN NG LLC ...		1243 · Custom...	3,634.20		18,552.30
Payment	01/31/2017	Batch ...	Navitas TN NG LLC ...		1243 · Custom...	183.59		18,735.89
Payment	01/31/2017	Batch ...	Navitas TN NG LLC ...		1243 · Custom...	385.03		19,120.92
Payment	02/01/2017	Batch ...	Navitas TN NG LLC ...		1243 · Custom...	401.34		19,522.26
Payment	02/01/2017	Batch ...	Navitas TN NG LLC ...		1243 · Custom...	91.79		19,614.05
Payment	02/02/2017	Batch ...	Navitas TN NG LLC ...		1243 · Custom...	1,606.87		21,220.92
Payment	02/02/2017	Batch ...	Navitas TN NG LLC ...		1243 · Custom...	1,814.00		23,034.92
General Journal	02/02/2017	170202		BANKCARD ...	903 · Custome...		131.68	22,903.24
Payment	02/03/2017	Batch ...	Navitas TN NG LLC ...		1243 · Custom...	848.94		23,752.18
Payment	02/06/2017	Batch ...	Navitas TN NG LLC ...		1243 · Custom...	13,194.94		36,947.12
Deposit	02/06/2017			Deposit	2413 · Custom...	2,000.00		38,947.12
Payment	02/07/2017	Batch ...	Navitas TN NG LLC ...		1243 · Custom...	129.59		39,076.71
Bill Pmt -Check	02/09/2017	1283	Bank 7	Loan 1010633	2233 · Other		4,046.11	35,030.60
Bill Pmt -Check	02/09/2017	1284	Town of Byrdstown	2016 Byrdsto...	2203 · Taxes		368.00	34,662.60
Bill Pmt -Check	02/09/2017	1285	Navitas Utility Corpo...		2233 · Other		25,000.00	9,662.60
Bill Pmt -Check	02/09/2017	1286	City of Jellico		2203 · Taxes		7,521.13	2,141.47
Bill Pmt -Check	02/09/2017	1287	Town of Byrdstown		2203 · Taxes		1,886.19	255.28
Payment	02/09/2017	Batch ...	Navitas TN NG LLC ...		1243 · Custom...	8,154.55		8,409.83
Check	02/09/2017	1042	Bank 7	Transfer	1125 · Checkin...	5,000.00		13,409.83
Payment	02/13/2017	Batch ...	Navitas TN NG LLC ...		1243 · Custom...	743.64		14,153.47
Payment	02/14/2017	Batch ...	Navitas TN NG LLC ...		1243 · Custom...	281.01		14,434.48
Payment	02/14/2017	Batch ...	Navitas TN NG LLC ...		1243 · Custom...	268.61		14,703.09
Payment	02/16/2017	Batch ...	Navitas TN NG LLC ...		1243 · Custom...	4,089.12		18,792.21
Payment	02/16/2017	Batch ...	Navitas TN NG LLC ...		1243 · Custom...	212.13		19,004.34
Payment	02/17/2017	Batch ...	Navitas TN NG LLC ...		1243 · Custom...	8,754.43		27,758.77
Payment	02/17/2017	Batch ...	Navitas TN NG LLC ...		1243 · Custom...	171.57		27,930.34
Deposit	02/20/2017			Deposit	1243 · Custom...	6,070.60		34,000.94
Payment	02/20/2017	Batch ...	Navitas TN NG LLC ...		1243 · Custom...	658.37		34,659.31
Check	02/21/2017	Transfer	Tennessee Departm...		2406 · Sales T...		1,060.00	33,599.31
Payment	02/21/2017	Batch ...	Navitas TN NG LLC ...		1243 · Custom...	268.80		33,868.11
Payment	02/21/2017	Batch ...	Navitas TN NG LLC ...		1243 · Custom...	17,203.69		51,071.80
Bill Pmt -Check	02/21/2017	1288	Navitas Utility Corpo...		2233 · Other		50,366.00	705.80
Payment	02/22/2017	Batch ...	Navitas TN NG LLC ...		1243 · Custom...	215.53		921.33
Payment	02/23/2017	Batch ...	Navitas TN NG LLC ...		1243 · Custom...	454.78		1,376.11
Payment	02/23/2017	Batch ...	Navitas TN NG LLC ...		1243 · Custom...	814.48		2,190.59
Payment	02/24/2017	Batch ...	Navitas TN NG LLC ...		1243 · Custom...	5,147.21		7,337.80
Payment	02/24/2017	Batch ...	Navitas TN NG LLC ...		1243 · Custom...	123.89		7,461.69
Payment	02/27/2017	Batch ...	Navitas TN NG LLC ...		1243 · Custom...	26,481.48		33,943.17
Payment	02/28/2017	Batch ...	Navitas TN NG LLC ...		1243 · Custom...	296.60		34,239.77
Payment	02/28/2017	Batch ...	Navitas TN NG LLC ...		1243 · Custom...	182.07		34,421.84
Payment	03/01/2017	Batch ...	Navitas TN NG LLC ...		1243 · Custom...	173.67		34,595.51
Payment	03/02/2017	Batch ...	Navitas TN NG LLC ...		1243 · Custom...	475.65		35,071.16
Payment	03/02/2017	Batch ...	Navitas TN NG LLC ...		1243 · Custom...	1,358.93		36,430.09
General Journal	03/02/2017	170302		BANKCARD ...	903 · Custome...		228.59	36,201.50
Payment	03/03/2017	Batch ...	Navitas TN NG LLC ...		1243 · Custom...	4,257.56		40,459.06
Payment	03/03/2017	Batch ...	Navitas TN NG LLC ...		1243 · Custom...	1,449.85		41,908.91
Deposit	03/03/2017			Deposit	-SPLIT-	250.00		42,158.91
Payment	03/06/2017	Batch ...	Navitas TN NG LLC ...		1243 · Custom...	1,764.20		43,923.11
Payment	03/06/2017	Batch ...	Navitas TN NG LLC ...		1243 · Custom...	599.26		44,522.37

Navitas TN NG, LLC
General Ledger
As of December 31, 2017

Type	Date	Num	Name	Memo	Split	Debit	Credit	Balance
Bill Pmt -Check	03/06/2017	1289	Bank 7	Loan 1010633	2233 · Other		4,046.11	40,476.26
Bill Pmt -Check	03/06/2017	1290	Navitas Assets LLC		2233 · Other		3,444.00	37,032.26
Bill Pmt -Check	03/06/2017	1291	Navitas Utility Corpo...		2233 · Other		40,000.00	-2,967.74
Check	03/06/2017	1043	Bank 7	Transfer	1125 · Checkin...	4,000.00		1,032.26
General Journal	03/07/2017	170205		Patricia Cente...	-SPLIT-		70.00	962.26
General Journal	03/07/2017	170205		Patricia Cente...	1107 · Checkin...		7.00	955.26
Payment	03/07/2017	Batch ...	Navitas TN NG LLC ...		1243 · Custom...	422.50		1,377.76
Payment	03/07/2017	Batch ...	Navitas TN NG LLC ...		1243 · Custom...	1,351.65		2,729.41
Deposit	03/07/2017			Deposit	488.00 · Penalt...	25.00		2,754.41
Payment	03/08/2017	Batch ...	Navitas TN NG LLC ...		1243 · Custom...	193.07		2,947.48
Payment	03/09/2017	Batch ...	Navitas TN NG LLC ...		1243 · Custom...	290.26		3,237.74
Payment	03/13/2017	Batch ...	Navitas TN NG LLC ...		1243 · Custom...	11,096.38		14,334.12
Payment	03/13/2017	Batch ...	Navitas TN NG LLC ...		1243 · Custom...	633.45		14,967.57
Check	03/13/2017	1292	Navitas Utility Corpo...		2233 · Other		10,000.00	4,967.57
Check	03/13/2017	1293	Lora Eldridge	Refund	1243 · Custom...		19.88	4,947.69
Payment	03/14/2017	Batch ...	Navitas TN NG LLC ...		1243 · Custom...	369.35		5,317.04
Payment	03/15/2017	Batch ...	Navitas TN NG LLC ...		1243 · Custom...	202.92		5,519.96
Payment	03/15/2017	Batch ...	Navitas TN NG LLC ...		1243 · Custom...	185.50		5,705.46
Payment	03/16/2017	Batch ...	Navitas TN NG LLC ...		1243 · Custom...	113.83		5,819.29
Bill Pmt -Check	03/17/2017	1294	Navitas Utility Corpo...		2233 · Other		442.42	5,376.87
Payment	03/17/2017	Batch ...	Navitas TN NG LLC ...		1243 · Custom...	11,570.67		16,947.54
Payment	03/17/2017	Batch ...	Navitas TN NG LLC ...		1243 · Custom...	100.00		17,047.54
Deposit	03/20/2017			Deposit	1243 · Custom...	7,176.83		24,224.37
Check	03/20/2017	Transfer	Tennessee Departm...		2406 · Sales T...		1,046.00	23,178.37
Payment	03/20/2017	Batch ...	Navitas TN NG LLC ...		1243 · Custom...	199.73		23,378.10
Payment	03/20/2017	Batch ...	Navitas TN NG LLC ...		1243 · Custom...	11,960.85		35,338.95
Payment	03/21/2017	Batch ...	Navitas TN NG LLC ...		1243 · Custom...	437.11		35,776.06
Payment	03/21/2017	Batch ...	Navitas TN NG LLC ...		1243 · Custom...	584.17		36,360.23
Payment	03/22/2017	Batch ...	Navitas TN NG LLC ...		1243 · Custom...	572.61		36,932.84
Bill Pmt -Check	03/22/2017	1295	City of Jellico	Jellico, TN Q4...	2203 · Taxes		1,291.12	35,641.72
Bill Pmt -Check	03/22/2017	1296	Town of Byrdstown	Town of Byrd...	2203 · Taxes		139.92	35,501.80
Bill Pmt -Check	03/22/2017	1297	Navitas Utility Corpo...		2233 · Other		35,741.00	-239.20
Bill Pmt -Check	03/22/2017	1298	Tennessee Public U...	Navitas TN N...	2233 · Other		25.00	-264.20
Check	03/22/2017	1044	Bank 7	Transfer	1125 · Checkin...	2,000.00		1,735.80
Payment	03/23/2017	Batch ...	Navitas TN NG LLC ...		1243 · Custom...	151.90		1,887.70
Payment	03/23/2017	Batch ...	Navitas TN NG LLC ...		1243 · Custom...	2,643.81		4,531.51
Payment	03/24/2017	Batch ...	Navitas TN NG LLC ...		1243 · Custom...	6,852.46		11,383.97
Payment	03/24/2017	Batch ...	Navitas TN NG LLC ...		1243 · Custom...	74.34		11,458.31
Payment	03/27/2017	Batch ...	Navitas TN NG LLC ...		1243 · Custom...	356.08		11,814.39
Payment	03/27/2017	Batch ...	Navitas TN NG LLC ...		1243 · Custom...	2,043.64		13,858.03
Bill Pmt -Check	03/27/2017	1299	Navitas Utility Corpo...		2233 · Other		13,000.00	858.03
Check	03/27/2017	1045	Bank 7	Transfer	1125 · Checkin...	1,500.00		2,358.03
Payment	03/28/2017	Batch ...	Navitas TN NG LLC ...		1243 · Custom...	401.13		2,759.16
Payment	03/28/2017	Batch ...	Navitas TN NG LLC ...		1243 · Custom...	55.00		2,814.16
Bill Pmt -Check	03/28/2017	1300	Tennessee Secretar...	Tennessee L...	2233 · Other		300.00	2,514.16
Bill Pmt -Check	03/28/2017	1301	Tennessee Public U...		2233 · Other		2,724.11	-209.95
Payment	03/29/2017	Batch ...	Navitas TN NG LLC ...		1243 · Custom...	180.44		-29.51
Payment	03/29/2017	Batch ...	Navitas TN NG LLC ...		1243 · Custom...	219.27		189.76
Payment	03/30/2017	Batch ...	Navitas TN NG LLC ...		1243 · Custom...	1,071.64		1,261.40

Navitas TN NG, LLC
General Ledger
As of December 31, 2017

Type	Date	Num	Name	Memo	Split	Debit	Credit	Balance
Payment	03/30/2017	Batch ...	Navitas TN NG LLC ...		1243 · Custom...	720.68		1,982.08
Payment	03/31/2017	Batch ...	Navitas TN NG LLC ...		1243 · Custom...	1,542.34		3,524.42
Payment	03/31/2017	Batch ...	Navitas TN NG LLC ...		1243 · Custom...	173.40		3,697.82
Payment	04/03/2017	Batch ...	Navitas TN NG LLC ...		1243 · Custom...	216.97		3,914.79
Payment	04/03/2017	Batch ...	Navitas TN NG LLC ...		1243 · Custom...	4,784.91		8,699.70
General Journal	04/03/2017	170403		BANKCARD ...	903 · Custome...		172.90	8,526.80
Bill Pmt -Check	04/04/2017	1302	Bank 7	Loan 1010633	2233 · Other		4,046.11	4,480.69
Bill Pmt -Check	04/04/2017	1303	Fort Cobb Fuel Auth...		2233 · Other		1,050.00	3,430.69
Bill Pmt -Check	04/04/2017	1304	Navitas Assets LLC		2233 · Other		2,616.00	814.69
Payment	04/04/2017	Batch ...	Navitas TN NG LLC ...		1243 · Custom...	1,313.81		2,128.50
Payment	04/05/2017	Batch ...	Navitas TN NG LLC ...		1243 · Custom...	222.06		2,350.56
Payment	04/06/2017	Batch ...	Navitas TN NG LLC ...		1243 · Custom...	453.71		2,804.27
Payment	04/06/2017	Batch ...	Navitas TN NG LLC ...		1243 · Custom...	440.85		3,245.12
Deposit	04/06/2017			Deposit	488.00 · Penalt...	25.00		3,270.12
Payment	04/07/2017	Batch ...	Navitas TN NG LLC ...		1243 · Custom...	60.00		3,330.12
Payment	04/07/2017	Batch ...	Navitas TN NG LLC ...		1243 · Custom...	45.00		3,375.12
Payment	04/10/2017	Batch ...	Navitas TN NG LLC ...		1243 · Custom...	70.00		3,445.12
Payment	04/11/2017	Batch ...	Navitas TN NG LLC ...		1243 · Custom...	58.29		3,503.41
Payment	04/12/2017	Batch ...	Navitas TN NG LLC ...		1243 · Custom...	126.38		3,629.79
Check	04/12/2017	1305	Mabel Arnold Estate	VOID: Refund	1243 · Custom...	0.00		3,629.79
Payment	04/13/2017	Batch ...	Navitas TN NG LLC ...		1243 · Custom...	446.45		4,076.24
Payment	04/13/2017	Batch ...	Navitas TN NG LLC ...		1243 · Custom...	180.13		4,256.37
Payment	04/17/2017	Batch ...	Navitas TN NG LLC ...		1243 · Custom...	16,862.18		21,118.55
Payment	04/17/2017	Batch ...	Navitas TN NG LLC ...		1243 · Custom...	357.17		21,475.72
Check	04/18/2017	1306	Lake Mart Marathon	Refund	1243 · Custom...		442.39	21,033.33
Check	04/18/2017	1307	Navitas Utility Corpo...		2233 · Other		15,000.00	6,033.33
Payment	04/18/2017	Batch ...	Navitas TN NG LLC ...		1243 · Custom...	554.94		6,588.27
Payment	04/18/2017	Batch ...	Navitas TN NG LLC ...		1243 · Custom...	7,484.89		14,073.16
Check	04/18/2017	1308	Jasmine Kellogg	Refund	1243 · Custom...		35.21	14,037.95
Payment	04/19/2017	Batch ...	Navitas TN NG LLC ...		1243 · Custom...	422.55		14,460.50
Deposit	04/19/2017			Deposit	-SPLIT-	250.00		14,710.50
Deposit	04/20/2017			Deposit	1243 · Custom...	7,079.93		21,790.43
Check	04/20/2017	Transfer	Tennessee Departm...		2406 · Sales T...		985.00	20,805.43
Payment	04/20/2017	Batch ...	Navitas TN NG LLC ...		1243 · Custom...	3,486.42		24,291.85
Deposit	04/20/2017			Deposit	-SPLIT-	250.00		24,541.85
Bill Pmt -Check	04/20/2017	1309	Navitas Utility Corpo...		2233 · Other		24,680.75	-138.90
Check	04/20/2017	1046	Bank 7	Transfer	1125 · Checkin...	2,000.00		1,861.10
Payment	04/21/2017	Batch ...	Navitas TN NG LLC ...		1243 · Custom...	2,080.44		3,941.54
Check	04/21/2017	1310	Mabel Arnold Estate	Refund	1243 · Custom...		715.44	3,226.10
Payment	04/24/2017	Batch ...	Navitas TN NG LLC ...		1243 · Custom...	15,900.38		19,126.48
Payment	04/24/2017	Batch ...	Navitas TN NG LLC ...		1243 · Custom...	239.86		19,366.34
Payment	04/25/2017	Batch ...	Navitas TN NG LLC ...		1243 · Custom...	245.22		19,611.56
Payment	04/26/2017	Batch ...	Navitas TN NG LLC ...		1243 · Custom...	365.37		19,976.93
Payment	04/27/2017	Batch ...	Navitas TN NG LLC ...		1243 · Custom...	1,155.95		21,132.88
Payment	04/27/2017	Batch ...	Navitas TN NG LLC ...		1243 · Custom...	55.00		21,187.88
Bill Pmt -Check	04/27/2017	1311	Navitas Utility Corpo...		2233 · Other		20,000.00	1,187.88
Payment	04/28/2017	Batch ...	Navitas TN NG LLC ...		1243 · Custom...	1,577.34		2,765.22
Payment	04/28/2017	Batch ...	Navitas TN NG LLC ...		1243 · Custom...	527.48		3,292.70
Payment	05/01/2017	Batch ...	Navitas TN NG LLC ...		1243 · Custom...	224.72		3,517.42

Navitas TN NG, LLC
General Ledger
As of December 31, 2017

Type	Date	Num	Name	Memo	Split	Debit	Credit	Balance
Payment	05/01/2017	Batch ...	Navitas TN NG LLC ...		1243 · Custom...	9,826.42		13,343.84
Check	05/02/2017	1312	Navitas Utility Corpo...		2233 · Other		12,000.00	1,343.84
Payment	05/03/2017	Batch ...	Navitas TN NG LLC ...		1243 · Custom...	443.66		1,787.50
Payment	05/03/2017	Batch ...	Navitas TN NG LLC ...		1243 · Custom...	1,886.80		3,674.30
Payment	05/03/2017	Batch ...	Navitas TN NG LLC ...		1243 · Custom...	85.00		3,759.30
General Journal	05/03/2017	170503		BANKCARD ...	903 · Custome...		127.87	3,631.43
Payment	05/04/2017	Batch ...	Navitas TN NG LLC ...		1243 · Custom...	527.86		4,159.29
Payment	05/04/2017	Batch ...	Navitas TN NG LLC ...		1243 · Custom...	276.99		4,436.28
Payment	05/05/2017	Batch ...	Navitas TN NG LLC ...		1243 · Custom...	1,769.14		6,205.42
Payment	05/05/2017	Batch ...	Navitas TN NG LLC ...		1243 · Custom...	660.58		6,866.00
Bill Pmt -Check	05/08/2017	1313	Bank 7	Loan 1010633	2233 · Other		4,046.11	2,819.89
Payment	05/08/2017	Batch ...	Navitas TN NG LLC ...		1243 · Custom...	846.70		3,666.59
Payment	05/08/2017	Batch ...	Navitas TN NG LLC ...		1243 · Custom...	1,087.17		4,753.76
Payment	05/09/2017	Batch ...	Navitas TN NG LLC ...		1243 · Custom...	290.42		5,044.18
Check	05/09/2017	1314	Tyler Mac Williams	Refund	1243 · Custom...		9.89	5,034.29
Payment	05/11/2017	Batch ...	Navitas TN NG LLC ...		1243 · Custom...	203.99		5,238.28
Payment	05/12/2017	Batch ...	Navitas TN NG LLC ...		1243 · Custom...	202.14		5,440.42
Payment	05/12/2017	Batch ...	Navitas TN NG LLC ...		1243 · Custom...	140.73		5,581.15
Bill Pmt -Check	05/15/2017	Transfer	Navitas Utility Corpo...		2233 · Other		4,000.00	1,581.15
Payment	05/15/2017	Batch ...	Navitas TN NG LLC ...		1243 · Custom...	5,541.33		7,122.48
Payment	05/15/2017	Batch ...	Navitas TN NG LLC ...		1243 · Custom...	81.44		7,203.92
Payment	05/16/2017	Batch ...	Navitas TN NG LLC ...		1243 · Custom...	972.08		8,176.00
Payment	05/16/2017	Batch ...	Navitas TN NG LLC ...		1243 · Custom...	18.45		8,194.45
Payment	05/17/2017	Batch ...	Navitas TN NG LLC ...		1243 · Custom...	107.98		8,302.43
Payment	05/17/2017	Batch ...	Navitas TN NG LLC ...		1243 · Custom...	178.01		8,480.44
Payment	05/18/2017	Batch ...	Navitas TN NG LLC ...		1243 · Custom...	14,027.01		22,507.45
Payment	05/18/2017	Batch ...	Navitas TN NG LLC ...		1243 · Custom...	94.64		22,602.09
Bill Pmt -Check	05/19/2017	ACH	Tennessee Departm...	Acct #: 32111...	2203 · Taxes		1,366.00	21,236.09
Check	05/19/2017	Transfer	Tennessee Departm...		-SPLIT-		1,105.00	20,131.09
Payment	05/19/2017	Batch ...	Navitas TN NG LLC ...		1243 · Custom...	900.24		21,031.33
Payment	05/19/2017	Batch ...	Navitas TN NG LLC ...		1243 · Custom...	104.01		21,135.34
Deposit	05/22/2017			Deposit	1243 · Custom...	4,618.57		25,753.91
Bill Pmt -Check	05/22/2017	1315	Navitas Utility Corpo...		2233 · Other		28,887.00	-3,133.09
Check	05/22/2017	1047	Bank 7	Transfer	1125 · Checkin...	3,500.00		366.91
Payment	05/22/2017	Batch ...	Navitas TN NG LLC ...		1243 · Custom...	5,559.39		5,926.30
Payment	05/22/2017	Batch ...	Navitas TN NG LLC ...		1243 · Custom...	497.34		6,423.64
Payment	05/23/2017	Batch ...	Navitas TN NG LLC ...		1243 · Custom...	1,757.43		8,181.07
Payment	05/23/2017	Batch ...	Navitas TN NG LLC ...		1243 · Custom...	139.45		8,320.52
Check	05/23/2017	1316	Navitas Utility Corpo...		2233 · Other		5,000.00	3,320.52
Payment	05/24/2017	Batch ...	Navitas TN NG LLC ...		1243 · Custom...	69.40		3,389.92
Payment	05/24/2017	Batch ...	Navitas TN NG LLC ...		1243 · Custom...	32.87		3,422.79
Payment	05/25/2017	Batch ...	Navitas TN NG LLC ...		1243 · Custom...	1,025.64		4,448.43
Payment	05/26/2017	Batch ...	Navitas TN NG LLC ...		1243 · Custom...	1,690.24		6,138.67
Payment	05/26/2017	Batch ...	Navitas TN NG LLC ...		1243 · Custom...	231.87		6,370.54
Check	05/26/2017	1317	Navitas Utility Corpo...		2233 · Other		5,000.00	1,370.54
Payment	05/30/2017	Batch ...	Navitas TN NG LLC ...		1243 · Custom...	445.35		1,815.89
Payment	05/30/2017	Batch ...	Navitas TN NG LLC ...		1243 · Custom...	1,112.20		2,928.09
Deposit	05/30/2017			Deposit	2413 · Custom...	500.00		3,428.09
Check	05/30/2017	1318	Navitas Utility Corpo...		2233 · Other		2,000.00	1,428.09

Navitas TN NG, LLC
General Ledger
As of December 31, 2017

Type	Date	Num	Name	Memo	Split	Debit	Credit	Balance
Payment	05/31/2017	Batch ...	Navitas TN NG LLC ...		1243 · Custom...	285.49		1,713.58
Payment	05/31/2017	Batch ...	Navitas TN NG LLC ...		1243 · Custom...	17.49		1,731.07
General Journal	05/31/2017	170531		Mallie Penticu...	-SPLIT-		103.25	1,627.82
General Journal	05/31/2017	170531		Mallie Penticu...	1107 · Checkin...		7.00	1,620.82
Payment	06/01/2017	Batch ...	Navitas TN NG LLC ...		1243 · Custom...	194.86		1,815.68
Payment	06/02/2017	Btch 1...	Navitas TN NG LLC ...		1243 · Custom...	286.10		2,101.78
Payment	06/02/2017	Batch ...	Navitas TN NG LLC ...		1243 · Custom...	2,638.75		4,740.53
General Journal	06/02/2017	170602		BANKCARD ...	903 · Custome...		145.83	4,594.70
Payment	06/05/2017	Batch ...	Navitas TN NG LLC ...		1243 · Custom...	1,045.70		5,640.40
Payment	06/05/2017	Batch ...	Navitas TN NG LLC ...		1243 · Custom...	644.97		6,285.37
Payment	06/06/2017	Batch ...	Navitas TN NG LLC ...		1243 · Custom...	143.43		6,428.80
Payment	06/06/2017	Batch ...	Navitas TN NG LLC ...		1243 · Custom...	190.00		6,618.80
Bill Pmt -Check	06/07/2017	1319	Bank 7	Loan 1010633	2233 · Other		4,046.11	2,572.69
Check	06/07/2017	1320	Tasha Fisher	Refund	1243 · Custom...		150.97	2,421.72
Payment	06/07/2017	Batch ...	Navitas TN NG LLC ...		1243 · Custom...	130.17		2,551.89
Payment	06/08/2017	Batch ...	Navitas TN NG LLC ...		1243 · Custom...	81.83		2,633.72
Check	06/09/2017	1048	Bank 7	Transfer	1125 · Checkin...	2,000.00		4,633.72
Payment	06/09/2017	Batch ...	Navitas TN NG LLC ...		1243 · Custom...	40.00		4,673.72
Bill Pmt -Check	06/09/2017	1321	KOC- Insurance		2233 · Other		407.00	4,266.72
Payment	06/12/2017	Batch ...	Navitas TN NG LLC ...		1243 · Custom...	37.12		4,303.84
Payment	06/13/2017	Batch ...	Navitas TN NG LLC ...		1243 · Custom...	132.80		4,436.64
Payment	06/13/2017	Batch ...	Navitas TN NG LLC ...		1243 · Custom...	254.29		4,690.93
Check	06/13/2017	1322	Arlene Moore	Refund	1243 · Custom...		38.00	4,652.93
Payment	06/14/2017	Batch ...	Navitas TN NG LLC ...		1243 · Custom...	79.40		4,732.33
Payment	06/15/2017	Batch ...	Navitas TN NG LLC ...		1243 · Custom...	60.00		4,792.33
Payment	06/15/2017	Batch ...	Navitas TN NG LLC ...		1243 · Custom...	1,187.08		5,979.41
Payment	06/16/2017	Batch ...	Navitas TN NG LLC ...		1243 · Custom...	850.41		6,829.82
Payment	06/16/2017	Batch ...	Navitas TN NG LLC ...		1243 · Custom...	31.74		6,861.56
Payment	06/19/2017	Batch ...	Navitas TN NG LLC ...		1243 · Custom...	72.15		6,933.71
Payment	06/19/2017	Batch ...	Navitas TN NG LLC ...		1243 · Custom...	5,919.78		12,853.49
Bill Pmt -Check	06/19/2017	1323	Mass Mutual Financi...		2233 · Other		3,895.00	8,958.49
Deposit	06/20/2017			Deposit	1243 · Custom...	4,270.45		13,228.94
Check	06/20/2017	Transfer	Tennessee Departm...		2406 · Sales T...		683.00	12,545.94
Payment	06/20/2017	Batch ...	Navitas TN NG LLC ...		1243 · Custom...	981.00		13,526.94
Payment	06/20/2017	Batch ...	Navitas TN NG LLC ...		1243 · Custom...	40.00		13,566.94
Payment	06/21/2017	Batch ...	Navitas TN NG LLC ...		1243 · Custom...	9.00		13,575.94
Bill Pmt -Check	06/21/2017	Transfer	Navitas Utility Corpo...		2233 · Other		13,000.00	575.94
Payment	06/22/2017	Batch ...	Navitas TN NG LLC ...		1243 · Custom...	111.00		686.94
Payment	06/22/2017	Batch ...	Navitas TN NG LLC ...		1243 · Custom...	1,015.53		1,702.47
Payment	06/23/2017	Batch ...	Navitas TN NG LLC ...		1243 · Custom...	496.22		2,198.69
Payment	06/26/2017	Batch ...	Navitas TN NG LLC ...		1243 · Custom...	13,324.02		15,522.71
Payment	06/26/2017	Batch ...	Navitas TN NG LLC ...		1243 · Custom...	20.13		15,542.84
Payment	06/27/2017	Batch ...	Navitas TN NG LLC ...		1243 · Custom...	186.74		15,729.58
Payment	06/27/2017	Batch ...	Navitas TN NG LLC ...		1243 · Custom...	126.16		15,855.74
Bill Pmt -Check	06/27/2017	Transfer	Navitas Utility Corpo...		2233 · Other		15,000.00	855.74
Payment	06/29/2017	Batch ...	Navitas TN NG LLC ...		1243 · Custom...	134.32		990.06
Payment	06/29/2017	Batch ...	Navitas TN NG LLC ...		1243 · Custom...	325.33		1,315.39
Payment	06/30/2017	Batch ...	Navitas TN NG LLC ...		1243 · Custom...	73.87		1,389.26
Payment	07/03/2017	Batch ...	Navitas TN NG LLC ...		1243 · Custom...	619.71		2,008.97

Navitas TN NG, LLC
General Ledger
As of December 31, 2017

Type	Date	Num	Name	Memo	Split	Debit	Credit	Balance
General Journal	07/03/2017	170703		BANKCARD ...	903 · Custome...		79.62	1,929.35
Payment	07/05/2017	Batch ...	Navitas TN NG LLC ...		1243 · Custom...	97.72		2,027.07
Payment	07/05/2017	Batch ...	Navitas TN NG LLC ...		1243 · Custom...	179.00		2,206.07
Check	07/05/2017	Transfer	Navitas Utility Corpo...		2233 · Other		2,000.00	206.07
Payment	07/05/2017	Batch ...	Navitas TN NG LLC ...		1243 · Custom...	606.07		812.14
Payment	07/06/2017	Batch ...	Navitas TN NG LLC ...		1243 · Custom...	492.41		1,304.55
Payment	07/07/2017	Batch ...	Navitas TN NG LLC ...		1243 · Custom...	50.81		1,355.36
Payment	07/10/2017	Batch ...	Navitas TN NG LLC ...		1243 · Custom...	3,291.40		4,646.76
Payment	07/10/2017	Batch ...	Navitas TN NG LLC ...		1243 · Custom...	73.04		4,719.80
Check	07/11/2017	1049	Bank 7	Transfer	1125 · Checkin...	2,000.00		6,719.80
Check	07/11/2017	1324	Navitas Utility Corpo...		2233 · Other		5,000.00	1,719.80
Payment	07/12/2017	Batch ...	Navitas TN NG LLC ...		1243 · Custom...	108.57		1,828.37
Payment	07/13/2017	Batch ...	Navitas TN NG LLC ...		1243 · Custom...	60.00		1,888.37
Payment	07/13/2017	Batch ...	Navitas TN NG LLC ...		1243 · Custom...	140.42		2,028.79
Payment	07/14/2017	Batch ...	Navitas TN NG LLC ...		1243 · Custom...	833.85		2,862.64
Payment	07/14/2017	Batch ...	Navitas TN NG LLC ...		1243 · Custom...	71.71		2,934.35
Payment	07/17/2017	Batch ...	Navitas TN NG LLC ...		1243 · Custom...	3,042.93		5,977.28
Payment	07/17/2017	Batch ...	Navitas TN NG LLC ...		1243 · Custom...	100.00		6,077.28
Payment	07/18/2017	Batch ...	Navitas TN NG LLC ...		1243 · Custom...	40.19		6,117.47
Payment	07/18/2017	Batch ...	Navitas TN NG LLC ...		1243 · Custom...	468.83		6,586.30
Bill Pmt -Check	07/18/2017	1325	Bank 7	Loan 1010633	2233 · Other		4,046.11	2,540.19
Payment	07/19/2017	Batch ...	Navitas TN NG LLC ...		1243 · Custom...	9.00		2,549.19
Payment	07/19/2017	Batch ...	Navitas TN NG LLC ...		1243 · Custom...	46.98		2,596.17
Deposit	07/20/2017			Deposit	1243 · Custom...	3,789.15		6,385.32
Check	07/20/2017	Transfer	Tennessee Departm...		2406 · Sales T...		714.00	5,671.32
Payment	07/20/2017	Batch ...	Navitas TN NG LLC ...		1243 · Custom...	37.37		5,708.69
Payment	07/20/2017	Batch ...	Navitas TN NG LLC ...		1243 · Custom...	928.62		6,637.31
Bill Pmt -Check	07/21/2017	1326	Navitas Assets LLC	VOID:	2233 · Other	0.00		6,637.31
Bill Pmt -Check	07/21/2017	1327	Navitas Utility Corpo...	VOID:	2233 · Other	0.00		6,637.31
Bill Pmt -Check	07/21/2017		Navitas Utility Corpo...	QuickBooks g...	2233 · Other	0.00		6,637.31
Bill Pmt -Check	07/21/2017	1328	Navitas Utility Corpo...		2233 · Other		4,296.00	2,341.31
Check	07/21/2017	1050	Bank 7	Transfer	1125 · Checkin...	1,250.00		3,591.31
Payment	07/21/2017	Batch ...	Navitas TN NG LLC ...		1243 · Custom...	442.82		4,034.13
Payment	07/21/2017	Batch ...	Navitas TN NG LLC ...		1243 · Custom...	358.58		4,392.71
Bill Pmt -Check	07/21/2017	1329	Navitas Assets LLC		2233 · Other		2,586.00	1,806.71
Payment	07/24/2017	Batch ...	Navitas TN NG LLC ...		1243 · Custom...	183.38		1,990.09
Payment	07/24/2017	Batch ...	Navitas TN NG LLC ...		1243 · Custom...	16,380.81		18,370.90
Payment	07/25/2017	Batch ...	Navitas TN NG LLC ...		1243 · Custom...	69.63		18,440.53
Payment	07/25/2017	Batch ...	Navitas TN NG LLC ...		1243 · Custom...	17.49		18,458.02
Bill Pmt -Check	07/25/2017	1330	Navitas Utility Corpo...		2233 · Other		17,000.00	1,458.02
Payment	07/26/2017	Batch ...	Navitas TN NG LLC ...		1243 · Custom...	34.06		1,492.08
Payment	07/27/2017	Batch ...	Navitas TN NG LLC ...		1243 · Custom...	411.34		1,903.42
Payment	07/27/2017	Batch ...	Navitas TN NG LLC ...		1243 · Custom...	151.58		2,055.00
Payment	07/28/2017	Batch ...	Navitas TN NG LLC ...		1243 · Custom...	130.37		2,185.37
Payment	07/28/2017	Batch ...	Navitas TN NG LLC ...		1243 · Custom...	99.41		2,284.78
Payment	07/31/2017	Batch ...	Navitas TN NG LLC ...		1243 · Custom...	558.30		2,843.08
Payment	07/31/2017	Batch ...	Navitas TN NG LLC ...		1243 · Custom...	79.24		2,922.32
Bill Pmt -Check	07/31/2017	Transfer	Navitas Utility Corpo...		2233 · Other		2,000.00	922.32
Payment	08/01/2017	Batch ...	Navitas TN NG LLC ...		1243 · Custom...	75.20		997.52

Navitas TN NG, LLC
General Ledger
As of December 31, 2017

Type	Date	Num	Name	Memo	Split	Debit	Credit	Balance
Payment	08/01/2017	Batch ...	Navitas TN NG LLC ...		1243 · Custom...	104.51		1,102.03
Payment	08/02/2017	Batch ...	Navitas TN NG LLC ...		1243 · Custom...	21.74		1,123.77
Payment	08/02/2017	Batch ...	Navitas TN NG LLC ...		1243 · Custom...	319.16		1,442.93
General Journal	08/02/2017	170802		BANKCARD ...	903 · Custome...		82.41	1,360.52
Payment	08/03/2017	Batch ...	Navitas TN NG LLC ...		1243 · Custom...	18.00		1,378.52
Payment	08/04/2017	Batch ...	Navitas TN NG LLC ...		1243 · Custom...	273.32		1,651.84
Payment	08/04/2017	Batch ...	Navitas TN NG LLC ...		1243 · Custom...	236.94		1,888.78
Payment	08/07/2017	Batch ...	Navitas TN NG LLC ...		1243 · Custom...	109.00		1,997.78
Payment	08/07/2017	Batch ...	Navitas TN NG LLC ...		1243 · Custom...	270.41		2,268.19
Bill Pmt -Check	08/08/2017	1331	Mass Mutual Financi...		2233 · Other		725.00	1,543.19
Payment	08/09/2017	Batch ...	Navitas TN NG LLC ...		1243 · Custom...	50.00		1,593.19
Payment	08/10/2017	Batch ...	Navitas TN NG LLC ...		1243 · Custom...	35.40		1,628.59
Payment	08/10/2017	Batch ...	Navitas TN NG LLC ...		1243 · Custom...	74.90		1,703.49
Check	08/10/2017	ACH	KOC- Insurance	Policy Numbe...	924 · Insurance		190.95	1,512.54
Payment	08/14/2017	Batch ...	Navitas TN NG LLC ...		1243 · Custom...	435.34		1,947.88
Payment	08/14/2017	Batch ...	Navitas TN NG LLC ...		1243 · Custom...	260.79		2,208.67
Payment	08/15/2017	Batch ...	Navitas TN NG LLC ...		1243 · Custom...	235.88		2,444.55
Payment	08/15/2017	Batch ...	Navitas TN NG LLC ...		1243 · Custom...	403.09		2,847.64
Check	08/15/2017	1332	Autumn Parrott	Refund	1243 · Custom...		191.04	2,656.60
Payment	08/17/2017	Batch ...	Navitas TN NG LLC ...		1243 · Custom...	1,685.15		4,341.75
Payment	08/17/2017	Batch ...	Navitas TN NG LLC ...		1243 · Custom...	9.00		4,350.75
Payment	08/18/2017	Batch ...	Navitas TN NG LLC ...		1243 · Custom...	3,502.86		7,853.61
Bill Pmt -Check	08/18/2017	1333	Bank 7	Loan 1010633	2233 · Other		4,046.11	3,807.50
Deposit	08/21/2017			Deposit	1243 · Custom...	3,047.36		6,854.86
Check	08/21/2017	Transfer	Tennessee Departm...		2406 · Sales T...		444.00	6,410.86
Payment	08/21/2017	Batch ...	Navitas TN NG LLC ...		1243 · Custom...	2,978.89		9,389.75
Payment	08/21/2017	Batch ...	Navitas TN NG LLC ...		1243 · Custom...	131.61		9,521.36
Bill Pmt -Check	08/21/2017	1334	Tennessee Departm...	Acct #: 34000...	2203 · Taxes		8,324.00	1,197.36
Bill Pmt -Check	08/21/2017	1335	Fort Cobb Fuel Auth...	VOID:	2233 · Other	0.00		1,197.36
Check	08/21/2017	1051	Bank 7	Transfer	1125 · Checkin...	2,000.00		3,197.36
Bill Pmt -Check	08/21/2017	1336	Fort Cobb Fuel Auth...		2233 · Other		1,044.00	2,153.36
Bill Pmt -Check	08/21/2017	1337	Navitas Assets LLC		2233 · Other		867.00	1,286.36
Payment	08/22/2017	Batch ...	Navitas TN NG LLC ...		1243 · Custom...	192.61		1,478.97
Payment	08/22/2017	Batch ...	Navitas TN NG LLC ...		1243 · Custom...	23.87		1,502.84
Check	08/23/2017	1338	Walk By Faith Minist...	Refund	1243 · Custom...		172.96	1,329.88
Payment	08/23/2017	Batch ...	Navitas TN NG LLC ...		1243 · Custom...	83.22		1,413.10
Payment	08/24/2017	Batch ...	Navitas TN NG LLC ...		1243 · Custom...	11,422.37		12,835.47
Payment	08/24/2017	Batch ...	Navitas TN NG LLC ...		1243 · Custom...	259.00		13,094.47
Payment	08/25/2017	Batch ...	Navitas TN NG LLC ...		1243 · Custom...	40.00		13,134.47
Payment	08/25/2017	Batch ...	Navitas TN NG LLC ...		1243 · Custom...	1,449.74		14,584.21
Payment	08/28/2017	Batch ...	Navitas TN NG LLC ...		1243 · Custom...	394.32		14,978.53
Payment	08/28/2017	Batch ...	Navitas TN NG LLC ...		1243 · Custom...	70.50		15,049.03
Bill Pmt -Check	08/28/2017	1339	Navitas Utility Corpo...		2233 · Other		14,044.00	1,005.03
Payment	08/29/2017	Batch ...	Navitas TN NG LLC ...		1243 · Custom...	299.28		1,304.31
Payment	08/30/2017	Batch ...	Navitas TN NG LLC ...		1243 · Custom...	131.02		1,435.33
Payment	08/31/2017	Batch ...	Navitas TN NG LLC ...		1243 · Custom...	168.16		1,603.49
Payment	09/01/2017	Batch ...	Navitas TN NG LLC ...		1243 · Custom...	263.73		1,867.22
Payment	09/01/2017	Batch ...	Navitas TN NG LLC ...		1243 · Custom...	330.03		2,197.25
Payment	09/05/2017	Batch ...	Navitas TN NG LLC ...		1243 · Custom...	182.55		2,379.80

Navitas TN NG, LLC
General Ledger
As of December 31, 2017

Type	Date	Num	Name	Memo	Split	Debit	Credit	Balance
Payment	09/05/2017	Batch ...	Navitas TN NG LLC ...		1243 · Custom...	494.74		2,874.54
Bill Pmt -Check	09/05/2017	1340	Navitas Utility Corpo...		2233 · Other		2,000.00	874.54
General Journal	09/05/2017	170905		BANKCARD ...	903 · Custome...		65.11	809.43
Payment	09/06/2017	Batch ...	Navitas TN NG LLC ...		1243 · Custom...	25.00		834.43
Payment	09/06/2017	Batch ...	Navitas TN NG LLC ...		1243 · Custom...	104.00		938.43
Payment	09/07/2017	Batch ...	Navitas TN NG LLC ...		1243 · Custom...	9.00		947.43
Payment	09/08/2017	Batch ...	Navitas TN NG LLC ...		1243 · Custom...	83.04		1,030.47
Check	09/10/2017	ACH	KOC- Insurance	Policy Numbe...	924 · Insurance		193.67	836.80
Payment	09/11/2017	Batch ...	Navitas TN NG LLC ...		1243 · Custom...	117.53		954.33
Payment	09/11/2017	Batch ...	Navitas TN NG LLC ...		1243 · Custom...	52.08		1,006.41
Payment	09/12/2017	Batch ...	Navitas TN NG LLC ...		1243 · Custom...	18.00		1,024.41
Payment	09/12/2017	Batch ...	Navitas TN NG LLC ...		1243 · Custom...	66.80		1,091.21
Payment	09/13/2017	Batch ...	Navitas TN NG LLC ...		1243 · Custom...	33.37		1,124.58
Payment	09/14/2017	Batch ...	Navitas TN NG LLC ...		1243 · Custom...	500.75		1,625.33
Check	09/14/2017	1341	Robert Anderson	Refund	1243 · Custom...		980.40	644.93
Payment	09/15/2017	Batch ...	Navitas TN NG LLC ...		1243 · Custom...	632.13		1,277.06
Payment	09/18/2017	Batch ...	Navitas TN NG LLC ...		1243 · Custom...	10,725.77		12,002.83
Payment	09/18/2017	Batch ...	Navitas TN NG LLC ...		1243 · Custom...	29.32		12,032.15
Bill Pmt -Check	09/18/2017	1342	Bank 7	Loan 1010633	2233 · Other		4,046.11	7,986.04
Payment	09/19/2017	Batch ...	Navitas TN NG LLC ...		1243 · Custom...	76.63		8,062.67
Payment	09/19/2017	Batch ...	Navitas TN NG LLC ...		1243 · Custom...	17.49		8,080.16
Bill Pmt -Check	09/19/2017	1343	Navitas Utility Corpo...		2233 · Other		10,000.00	-1,919.84
Check	09/19/2017	1052	Bank 7	Transfer	1125 · Checkin...	1,000.00		-919.84
Bill Pmt -Check	09/19/2017	ACH	Tennessee Departm...	Acct #: 32111...	2203 · Taxes		238.00	-1,157.84
Deposit	09/20/2017			Deposit	1243 · Custom...	3,351.04		2,193.20
Check	09/20/2017	Transfer	Tennessee Departm...		2406 · Sales T...		437.00	1,756.20
Payment	09/20/2017	Batch ...	Navitas TN NG LLC ...		1243 · Custom...	56.74		1,812.94
Payment	09/20/2017	Batch ...	Navitas TN NG LLC ...		1243 · Custom...	9.00		1,821.94
Bill Pmt -Check	09/20/2017	1344	Navitas Assets LLC		2233 · Other		1,734.00	87.94
Payment	09/21/2017	Batch ...	Navitas TN NG LLC ...		1243 · Custom...	748.63		836.57
Payment	09/21/2017	Batch ...	Navitas TN NG LLC ...		1243 · Custom...	18.45		855.02
Payment	09/22/2017	Batch ...	Navitas TN NG LLC ...		1243 · Custom...	262.48		1,117.50
Payment	09/22/2017	Batch ...	Navitas TN NG LLC ...		1243 · Custom...	518.29		1,635.79
Payment	09/25/2017	Batch ...	Navitas TN NG LLC ...		1243 · Custom...	2,351.53		3,987.32
Payment	09/26/2017	Batch ...	Navitas TN NG LLC ...		1243 · Custom...	74.37		4,061.69
Bill Pmt -Check	09/26/2017	1345	Navitas Utility Corpo...		2233 · Other		4,000.00	61.69
Payment	09/27/2017	Batch ...	Navitas TN NG LLC ...		1243 · Custom...	9.00		70.69
Bill Pmt -Check	09/27/2017	1347	Tennessee Departm...	Acct #: 34000...	2203 · Taxes		469.07	-398.38
Payment	09/28/2017	Batch ...	Navitas TN NG LLC ...		1243 · Custom...	153.12		-245.26
Check	09/28/2017	1053	Bank 7	Transfer	1125 · Checkin...	1,000.00		754.74
Payment	09/29/2017	Batch ...	Navitas TN NG LLC ...		1243 · Custom...	128.93		883.67
Payment	10/02/2017	Batch ...	Navitas TN NG LLC ...		1243 · Custom...	1,155.58		2,039.25
Payment	10/02/2017	Batch ...	Navitas TN NG LLC ...		1243 · Custom...	209.71		2,248.96
General Journal	10/02/2017	171002		BANKCARD ...	903 · Custome...		77.29	2,171.67
Payment	10/02/2017	Batch ...	Navitas TN NG LLC ...		1243 · Custom...	381.79		2,553.46
Payment	10/03/2017	Batch ...	Navitas TN NG LLC ...		1243 · Custom...	296.49		2,849.95
Payment	10/03/2017	Batch ...	Navitas TN NG LLC ...		1243 · Custom...	9.00		2,858.95
Bill Pmt -Check	10/03/2017	1346	Navitas Utility Corpo...		2233 · Other		2,000.00	858.95
Payment	10/04/2017	Batch ...	Navitas TN NG LLC ...		1243 · Custom...	359.32		1,218.27

Navitas TN NG, LLC
General Ledger
As of December 31, 2017

Type	Date	Num	Name	Memo	Split	Debit	Credit	Balance
Payment	10/05/2017	Batch ...	Navitas TN NG LLC ...		1243 · Custom...	31.45		1,249.72
Payment	10/06/2017	Batch ...	Navitas TN NG LLC ...		1243 · Custom...	651.87		1,901.59
Payment	10/06/2017	Batch ...	Navitas TN NG LLC ...		1243 · Custom...	600.00		2,501.59
Payment	10/09/2017	Batch ...	Navitas TN NG LLC ...		1243 · Custom...	242.97		2,744.56
Payment	10/10/2017	Batch ...	Navitas TN NG LLC ...		1243 · Custom...	9.00		2,753.56
Payment	10/10/2017	Batch ...	Navitas TN NG LLC ...		1243 · Custom...	8,539.62		11,293.18
Bill Pmt -Check	10/10/2017	1348	Bank 7	Loan 1010633	2233 · Other		4,046.11	7,247.07
Bill Pmt -Check	10/10/2017	1349	Fort Cobb Fuel Auth...		2233 · Other		1,047.00	6,200.07
Check	10/11/2017	ACH	KOC- Insurance	Policy Numbe...	924 · Insurance		193.67	6,006.40
Payment	10/11/2017	Batch ...	Navitas TN NG LLC ...		1243 · Custom...	20.00		6,026.40
Payment	10/12/2017	Batch ...	Navitas TN NG LLC ...		1243 · Custom...	69.33		6,095.73
Payment	10/13/2017	Batch ...	Navitas TN NG LLC ...		1243 · Custom...	9.92		6,105.65
Payment	10/16/2017	Batch ...	Navitas TN NG LLC ...		1243 · Custom...	246.66		6,352.31
Payment	10/16/2017	Batch ...	Navitas TN NG LLC ...		1243 · Custom...	13.15		6,365.46
Payment	10/17/2017	Batch ...	Navitas TN NG LLC ...		1243 · Custom...	18.00		6,383.46
Payment	10/17/2017	Batch ...	Navitas TN NG LLC ...		1243 · Custom...	741.41		7,124.87
Bill Pmt -Check	10/17/2017	1350	Navitas Utility Corpo...		2233 · Other		6,000.00	1,124.87
Payment	10/18/2017	Batch ...	Navitas TN NG LLC ...		1243 · Custom...	40.19		1,165.06
Payment	10/18/2017	Batch ...	Navitas TN NG LLC ...		1243 · Custom...	28.37		1,193.43
Payment	10/19/2017	Batch ...	Navitas TN NG LLC ...		1243 · Custom...	59.37		1,252.80
Payment	10/19/2017	Batch ...	Navitas TN NG LLC ...		1243 · Custom...	729.80		1,982.60
Deposit	10/20/2017			Deposit	1243 · Custom...	3,368.58		5,351.18
Check	10/20/2017	Transfer	Tennessee Departm...		2406 · Sales T...		434.00	4,917.18
Payment	10/20/2017	Batch ...	Navitas TN NG LLC ...		1243 · Custom...	284.49		5,201.67
Payment	10/20/2017	Batch ...	Navitas TN NG LLC ...		1243 · Custom...	96.23		5,297.90
Payment	10/23/2017	Batch ...	Navitas TN NG LLC ...		1243 · Custom...	9.00		5,306.90
Payment	10/23/2017	Batch ...	Navitas TN NG LLC ...		1243 · Custom...	5,609.49		10,916.39
Bill Pmt -Check	10/23/2017	1351	Navitas Utility Corpo...		2233 · Other		10,000.00	916.39
Check	10/23/2017	1054	Bank 7	Transfer	1125 · Checkin...	1,000.00		1,916.39
Payment	10/24/2017	Batch ...	Navitas TN NG LLC ...		1243 · Custom...	1,016.54		2,932.93
Payment	10/26/2017	Batch ...	Navitas TN NG LLC ...		1243 · Custom...	758.29		3,691.22
Payment	10/27/2017	Batch ...	Navitas TN NG LLC ...		1243 · Custom...	220.53		3,911.75
Bill Pmt -Check	10/27/2017	1352	Navitas Utility Corpo...		2233 · Other		2,435.00	1,476.75
Payment	10/27/2017	Batch ...	Navitas TN NG LLC ...		1243 · Custom...	282.52		1,759.27
Payment	10/30/2017	Batch ...	Navitas TN NG LLC ...		1243 · Custom...	1,467.09		3,226.36
Payment	10/30/2017	Batch ...	Navitas TN NG LLC ...		1243 · Custom...	76.45		3,302.81
General Journal	10/30/2017	4793		Service - New...	-SPLIT-	700.00		4,002.81
Payment	10/31/2017	Batch ...	Navitas TN NG LLC ...		1243 · Custom...	186.94		4,189.75
Payment	10/31/2017	Batch ...	Navitas TN NG LLC ...		1243 · Custom...	87.34		4,277.09
Bill Pmt -Check	10/31/2017	1353	Navitas Utility Corpo...		2233 · Other		3,000.00	1,277.09
Payment	11/01/2017	Batch ...	Navitas TN NG LLC ...		1243 · Custom...	112.79		1,389.88
Check	11/01/2017	1055	Bank 7	Transfer	1125 · Checkin...	1,000.00		2,389.88
Bill Pmt -Check	11/01/2017	1354	Navitas Utility Corpo...		2233 · Other		2,000.00	389.88
Payment	11/02/2017	Batch ...	Navitas TN NG LLC ...		1243 · Custom...	27.45		417.33
Payment	11/02/2017	Batch ...	Navitas TN NG LLC ...		1243 · Custom...	259.48		676.81
General Journal	11/02/2017	171102		BANKCARD ...	903 · Custome...		67.18	609.63
Payment	11/03/2017	BAtch ...	Navitas TN NG LLC ...		1243 · Custom...	177.78		787.41
Payment	11/03/2017	Batch ...	Navitas TN NG LLC ...		1243 · Custom...	18.00		805.41
Payment	11/06/2017	Batch ...	Navitas TN NG LLC ...		1243 · Custom...	700.07		1,505.48

Navitas TN NG, LLC
General Ledger
As of December 31, 2017

Type	Date	Num	Name	Memo	Split	Debit	Credit	Balance
Payment	11/06/2017	Batch ...	Navitas TN NG LLC ...		1243 · Custom...	1,935.85		3,441.33
Deposit	11/06/2017			Deposit	-SPLIT-	250.00		3,691.33
Payment	11/07/2017	Batch ...	Navitas TN NG LLC ...		1243 · Custom...	252.88		3,944.21
Payment	11/07/2017	Batch ...	Navitas TN NG LLC ...		1243 · Custom...	184.13		4,128.34
Payment	11/09/2017	Batch ...	Navitas TN NG LLC ...		1243 · Custom...	19.46		4,147.80
Payment	11/09/2017	Batch ...	Navitas TN NG LLC ...		1243 · Custom...	9.45		4,157.25
Check	11/10/2017	ACH	KOC- Insurance	Policy Numbe...	924 · Insurance		193.67	3,963.58
Payment	11/10/2017	Batch ...	Navitas TN NG LLC ...		1243 · Custom...	136.26		4,099.84
Payment	11/13/2017	Batch ...	Navitas TN NG LLC ...		1243 · Custom...	106.52		4,206.36
Payment	11/14/2017	Batch ...	Navitas TN NG LLC ...		1243 · Custom...	100.00		4,306.36
Payment	11/14/2017	Batch ...	Navitas TN NG LLC ...		1243 · Custom...	23.29		4,329.65
Bill Pmt -Check	11/14/2017	1355	Bank 7	Loan 1010633	2233 · Other		4,046.11	283.54
Payment	11/16/2017	Batch ...	Navitas TN NG LLC ...		1243 · Custom...	73.21		356.75
Payment	11/16/2017	Batch ...	Navitas TN NG LLC ...		1243 · Custom...	216.55		573.30
Payment	11/17/2017	Batch ...	Navitas TN NG LLC ...		1243 · Custom...	2,082.13		2,655.43
Payment	11/17/2017	Batch ...	Navitas TN NG LLC ...		1243 · Custom...	205.14		2,860.57
Deposit	11/20/2017			Deposit	1243 · Custom...	4,124.87		6,985.44
Check	11/20/2017	Transfer	Tennessee Departm...		2406 · Sales T...		459.00	6,526.44
Payment	11/20/2017	Batch ...	Navitas TN NG LLC ...		1243 · Custom...	7,512.28		14,038.72
Deposit	11/20/2017			Deposit	-SPLIT-	250.00		14,288.72
Payment	11/20/2017	Batch ...	Navitas TN NG LLC ...		1243 · Custom...	421.24		14,709.96
Payment	11/21/2017	Batch ...	Navitas TN NG LLC ...		1243 · Custom...	450.00		15,159.96
Payment	11/21/2017	Batch ...	Navitas TN NG LLC ...		1243 · Custom...	46.33		15,206.29
Payment	11/22/2017	Batch ...	Navitas TN NG LLC ...		1243 · Custom...	81.02		15,287.31
Payment	11/22/2017	Batch ...	Navitas TN NG LLC ...		1243 · Custom...	156.48		15,443.79
Payment	11/27/2017	Batch ...	Navitas TN NG LLC ...		1243 · Custom...	2,228.38		17,672.17
Payment	11/27/2017	Batch ...	Navitas TN NG LLC ...		1243 · Custom...	78.65		17,750.82
Payment	11/28/2017	Batch ...	Navitas TN NG LLC ...		1243 · Custom...	199.28		17,950.10
Payment	11/28/2017	Batch ...	Navitas TN NG LLC ...		1243 · Custom...	62.24		18,012.34
Payment	11/29/2017	Batch ...	Navitas TN NG LLC ...		1243 · Custom...	334.82		18,347.16
Payment	11/30/2017	Batch ...	Navitas TN NG LLC ...		1243 · Custom...	42.97		18,390.13
Payment	11/30/2017	Batch ...	Navitas TN NG LLC ...		1243 · Custom...	453.90		18,844.03
Payment	12/01/2017	Batch ...	Navitas TN NG LLC ...		1243 · Custom...	5,362.30		24,206.33
Payment	12/01/2017	Batch ...	Navitas TN NG LLC ...		1243 · Custom...	148.20		24,354.53
General Journal	12/01/2017	171201		Chk # 1293 L...	-SPLIT-	19.88		24,374.41
General Journal	12/01/2017	171201		Chk # 1332 A...	1107 · Checkin...	191.04		24,565.45
Payment	12/04/2017	Batch ...	Navitas TN NG LLC ...		1243 · Custom...	616.62		25,182.07
Payment	12/04/2017	Batch ...	Navitas TN NG LLC ...		1243 · Custom...	888.86		26,070.93
General Journal	12/04/2017	171204		BANKCARD ...	903 · Custome...		89.02	25,981.91
Payment	12/05/2017	Batch ...	Navitas TN NG LLC ...		1243 · Custom...	385.61		26,367.52
Payment	12/05/2017	Batch ...	Navitas TN NG LLC ...		1243 · Custom...	175.36		26,542.88
Payment	12/07/2017	Batch ...	Navitas TN NG LLC ...		1243 · Custom...	163.55		26,706.43
Payment	12/07/2017	Batch ...	Navitas TN NG LLC ...		1243 · Custom...	206.77		26,913.20
Payment	12/08/2017	Batch ...	Navitas TN NG LLC ...		1243 · Custom...	70.78		26,983.98
Payment	12/08/2017	Batch ...	Navitas TN NG LLC ...		1243 · Custom...	315.16		27,299.14
Bill Pmt -Check	12/08/2017	1356	Bank 7	Loan 1010633	2233 · Other		4,046.11	23,253.03
Bill Pmt -Check	12/08/2017	1357	Fort Cobb Fuel Auth...		2233 · Other		1,047.00	22,206.03
Bill Pmt -Check	12/08/2017	1358	Navitas Assets LLC		2233 · Other		2,601.00	19,605.03
Check	12/10/2017	ACH	KOC- Insurance	Policy Numbe...	924 · Insurance		193.67	19,411.36

Navitas TN NG, LLC
General Ledger
As of December 31, 2017

Type	Date	Num	Name	Memo	Split	Debit	Credit	Balance
Payment	12/11/2017	Batch ...	Navitas TN NG LLC ...		1243 · Custom...	117.15		19,528.51
Payment	12/12/2017	Batch ...	Navitas TN NG LLC ...		1243 · Custom...	52.54		19,581.05
Payment	12/13/2017	Batch ...	Navitas TN NG LLC ...		1243 · Custom...	133.29		19,714.34
Payment	12/14/2017	Batch ...	Navitas TN NG LLC ...		1243 · Custom...	332.73		20,047.07
Deposit	12/14/2017			Deposit	-SPLIT-	250.00		20,297.07
Bill Pmt -Check	12/15/2017	1359	Navitas Utility Corpo...		2233 · Other		20,000.00	297.07
Check	12/15/2017	1056	Bank 7	Transfer	1125 · Checkin...	2,500.00		2,797.07
Payment	12/15/2017	Batch ...	Navitas TN NG LLC ...		1243 · Custom...	3,064.62		5,861.69
Payment	12/18/2017	Batch ...	Navitas TN NG LLC ...		1243 · Custom...	17,146.77		23,008.46
Payment	12/18/2017	Batch ...	Navitas TN NG LLC ...		1243 · Custom...	353.42		23,361.88
Payment	12/19/2017	Batch ...	Navitas TN NG LLC ...		1243 · Custom...	43.05		23,404.93
Payment	12/19/2017	Batch ...	Navitas TN NG LLC ...		1243 · Custom...	404.61		23,809.54
Bill Pmt -Check	12/19/2017	1360	Navitas Utility Corpo...		2233 · Other		18,345.00	5,464.54
Deposit	12/20/2017			Deposit	1243 · Custom...	6,035.54		11,500.08
Check	12/20/2017	Transfer	Tennessee Departm...		2406 · Sales T...		805.00	10,695.08
Payment	12/20/2017	Batch ...	Navitas TN NG LLC ...		1243 · Custom...	60.00		10,755.08
Payment	12/21/2017	Batch ...	Navitas TN NG LLC ...		1243 · Custom...	1,586.31		12,341.39
Payment	12/22/2017	Batch ...	Navitas TN NG LLC ...		1243 · Custom...	166.47		12,507.86
Payment	12/26/2017	Batch ...	Navitas TN NG LLC ...		1243 · Custom...	10,488.27		22,996.13
Payment	12/27/2017	Batch ...	Navitas TN NG LLC ...		1243 · Custom...	434.60		23,430.73
Payment	12/27/2017	Batch ...	Navitas TN NG LLC ...		1243 · Custom...	84.86		23,515.59
Payment	12/29/2017	Batch ...	Navitas TN NG LLC ...		1243 · Custom...	356.45		23,872.04
Payment	12/29/2017	Batch ...	Navitas TN NG LLC ...		1243 · Custom...	432.63		24,304.67
Bill Pmt -Check	12/31/2017		Gasco Distribution S...	QuickBooks g...	2250 · A/P due...	0.00		24,304.67
Total 1107 · Checking - Bank 7						624,617.34	601,302.54	24,304.67
1124 · Checking - Bank2								0.00
Total 1124 · Checking - Bank2								0.00
1125 · Checking - First Volunteer								1,535.03
Deposit	01/03/2017			Deposit	-SPLIT-	250.00		1,785.03
Deposit	01/06/2017			Deposit	-SPLIT-	250.00		2,035.03
Payment	01/09/2017	Batch 5	Navitas TN NG LLC ...		1243 · Custom...	102.00		2,137.03
Check	01/10/2017	1041	Bank 7	Transfer	1107 · Checkin...		1,500.00	637.03
Deposit	01/11/2017			Deposit	-SPLIT-	250.00		887.03
Payment	01/12/2017	1st Vo...	Navitas TN NG LLC ...		1243 · Custom...	50.00		937.03
Deposit	01/16/2017			Deposit	-SPLIT-	734.20		1,671.23
Payment	01/17/2017	Batch ...	Navitas TN NG LLC ...		1243 · Custom...	215.54		1,886.77
Payment	01/23/2017	Batch ...	Navitas TN NG LLC ...		1243 · Custom...	262.64		2,149.41
Payment	01/23/2017	Batch ...	Navitas TN NG LLC ...		1243 · Custom...	335.68		2,485.09
Payment	01/23/2017	Batch ...	Navitas TN NG LLC ...		1243 · Custom...	503.81		2,988.90
Payment	01/26/2017	Batch ...	Navitas TN NG LLC ...		1243 · Custom...	703.56		3,692.46
Payment	01/27/2017	Batch ...	Navitas TN NG LLC ...		1243 · Custom...	83.65		3,776.11
Payment	01/27/2017	Batch ...	Navitas TN NG LLC ...		1243 · Custom...	115.00		3,891.11
Payment	01/30/2017	Batch ...	Navitas TN NG LLC ...		1243 · Custom...	6.45		3,897.56
Deposit	01/30/2017			Deposit	2413 · Custom...	500.00		4,397.56
Payment	01/30/2017	Batch ...	Navitas TN NG LLC ...		1243 · Custom...	265.53		4,663.09
Payment	01/31/2017	Batch ...	Navitas TN NG LLC ...		1243 · Custom...	563.58		5,226.67

Navitas TN NG, LLC
General Ledger
As of December 31, 2017

Type	Date	Num	Name	Memo	Split	Debit	Credit	Balance
Check	01/31/2017			Service Charge	903 · Custome...		25.07	5,201.60
Payment	02/06/2017	Batch ...	Navitas TN NG LLC ...		1243 · Custom...	58.16		5,259.76
Payment	02/09/2017	Batch ...	Navitas TN NG LLC ...		1243 · Custom...	100.00		5,359.76
Check	02/09/2017	1042	Bank 7	Transfer	1107 · Checkin...		5,000.00	359.76
Payment	02/10/2017	Batch ...	Navitas TN NG LLC ...		1243 · Custom...	370.02		729.78
Payment	02/16/2017	Batch ...	Navitas TN NG LLC ...		1243 · Custom...	85.00		814.78
Deposit	02/17/2017			Deposit	-SPLIT-	750.00		1,564.78
Payment	02/21/2017	Batch ...	Navitas TN NG LLC ...		1243 · Custom...	926.03		2,490.81
Payment	02/21/2017	Batch ...	Navitas TN NG LLC ...		1243 · Custom...	317.38		2,808.19
Payment	02/23/2017	Batch ...	Navitas TN NG LLC ...		1243 · Custom...	353.58		3,161.77
Deposit	02/23/2017			Deposit	2413 · Custom...	500.00		3,661.77
Payment	02/24/2017	Batch ...	Navitas TN NG LLC ...		1243 · Custom...	49.81		3,711.58
Payment	02/27/2017	Batch ...	Navitas TN NG LLC ...		1243 · Custom...	113.43		3,825.01
Payment	02/27/2017	Batch ...	Navitas TN NG LLC ...		1243 · Custom...	247.43		4,072.44
Payment	02/28/2017	1st vol...	Navitas TN NG LLC ...		1243 · Custom...	163.64		4,236.08
Check	02/28/2017			Service Charge	903 · Custome...		23.20	4,212.88
Payment	03/06/2017	batch ...	Navitas TN NG LLC ...		1243 · Custom...	18.05		4,230.93
Payment	03/06/2017	Batch ...	Navitas TN NG LLC ...		1243 · Custom...	947.17		5,178.10
Check	03/06/2017	1043	Bank 7	Transfer	1107 · Checkin...		4,000.00	1,178.10
Payment	03/09/2017	Batch ...	Navitas TN NG LLC ...		1243 · Custom...	187.86		1,365.96
Payment	03/09/2017	Batch ...	Navitas TN NG LLC ...		1243 · Custom...	673.86		2,039.82
Payment	03/20/2017	Batch ...	Navitas TN NG LLC ...		1243 · Custom...	310.28		2,350.10
Payment	03/20/2017	Batch ...	Navitas TN NG LLC ...		1243 · Custom...	464.44		2,814.54
Check	03/22/2017	1044	Bank 7	Transfer	1107 · Checkin...		2,000.00	814.54
Payment	03/23/2017	Batch ...	Navitas TN NG LLC ...		1243 · Custom...	391.34		1,205.88
Payment	03/24/2017	Batch ...	Navitas TN NG LLC ...		1243 · Custom...	466.90		1,672.78
Payment	03/27/2017	Batch ...	Navitas TN NG LLC ...		1243 · Custom...	83.00		1,755.78
Payment	03/27/2017	Batch ...	Navitas TN NG LLC ...		1243 · Custom...	105.24		1,861.02
Check	03/27/2017	1045	Bank 7	Transfer	1107 · Checkin...		1,500.00	361.02
Payment	03/30/2017	Batch ...	Navitas TN NG LLC ...		1243 · Custom...	139.35		500.37
Payment	03/30/2017	Batch ...	Navitas TN NG LLC ...		1243 · Custom...	216.24		716.61
Payment	03/31/2017	Batch ...	Navitas TN NG LLC ...		1243 · Custom...	437.01		1,153.62
Payment	03/31/2017	Batch ...	Navitas TN NG LLC ...		1243 · Custom...	603.99		1,757.61
Check	03/31/2017			Service Charge	903 · Custome...		25.22	1,732.39
Deposit	04/13/2017			Deposit	-SPLIT-	250.00		1,982.39
Payment	04/17/2017	Batch ...	Navitas TN NG LLC ...		1243 · Custom...	146.69		2,129.08
Payment	04/17/2017	Batch ...	Navitas TN NG LLC ...		1243 · Custom...	319.99		2,449.07
Payment	04/20/2017	Batch ...	Navitas TN NG LLC ...		1243 · Custom...	131.58		2,580.65
Check	04/20/2017	1046	Bank 7	Transfer	1107 · Checkin...		2,000.00	580.65
Payment	04/21/2017	Batch ...	Navitas TN NG LLC ...		1243 · Custom...	87.20		667.85
Payment	04/24/2017	Batch ...	Navitas TN NG LLC ...		1243 · Custom...	349.73		1,017.58
Payment	04/24/2017	Batch ...	Navitas TN NG LLC ...		1243 · Custom...	116.49		1,134.07
Payment	04/27/2017	Batch ...	Navitas TN NG LLC ...		1243 · Custom...	73.95		1,208.02
Payment	04/27/2017	Batch ...	Navitas TN NG LLC ...		1243 · Custom...	903.21		2,111.23
Payment	04/28/2017	Batch ...	Navitas TN NG LLC ...		1243 · Custom...	204.97		2,316.20
Payment	04/28/2017	Batch ...	Navitas TN NG LLC ...		1243 · Custom...	454.40		2,770.60
Check	04/30/2017			Service Charge	903 · Custome...		21.15	2,749.45
Payment	05/05/2017	1st Vo...	Navitas TN NG LLC ...		1243 · Custom...	274.92		3,024.37
Payment	05/08/2017	Batch ...	Navitas TN NG LLC ...		1243 · Custom...	160.00		3,184.37

Navitas TN NG, LLC
General Ledger
As of December 31, 2017

Type	Date	Num	Name	Memo	Split	Debit	Credit	Balance
Payment	05/11/2017	Batch ...	Navitas TN NG LLC ...		1243 · Custom...	715.99		3,900.36
Payment	05/18/2017	Batch ...	Navitas TN NG LLC ...		1243 · Custom...	46.21		3,946.57
Check	05/22/2017	1047	Bank 7	Transfer	1107 · Checkin...		3,500.00	446.57
Payment	05/22/2017	Batch ...	Navitas TN NG LLC ...		1243 · Custom...	203.50		650.07
Payment	05/22/2017	Batch ...	Navitas TN NG LLC ...		1243 · Custom...	192.63		842.70
Payment	05/25/2017	Batch ...	Navitas TN NG LLC ...		1243 · Custom...	76.74		919.44
Payment	05/26/2017	Batch ...	Navitas TN NG LLC ...		1243 · Custom...	83.48		1,002.92
Payment	05/30/2017	Batch ...	Navitas TN NG LLC ...		1243 · Custom...	253.03		1,255.95
Payment	05/30/2017	Batch ...	Navitas TN NG LLC ...		1243 · Custom...	51.04		1,306.99
Payment	05/30/2017	Batch ...	Navitas TN NG LLC ...		1243 · Custom...	39.45		1,346.44
Payment	05/30/2017	Batch ...	Navitas TN NG LLC ...		1243 · Custom...	846.13		2,192.57
Payment	05/31/2017	Batch ...	Navitas TN NG LLC ...		1243 · Custom...	66.07		2,258.64
Check	06/09/2017	1048	Bank 7	Transfer	1107 · Checkin...		2,000.00	258.64
Payment	06/09/2017	Batch ...	Navitas TN NG LLC ...		1243 · Custom...	269.67		528.31
Deposit	06/12/2017			Deposit	-SPLIT-	250.00		778.31
Payment	06/19/2017	Batch ...	Navitas TN NG LLC ...		1243 · Custom...	85.09		863.40
Payment	06/19/2017	Batch ...	Navitas TN NG LLC ...		1243 · Custom...	78.09		941.49
Payment	06/20/2017	Batch ...	Navitas TN NG LLC ...		1243 · Custom...	115.31		1,056.80
Payment	06/22/2017	Batch ...	Navitas TN NG LLC ...		1243 · Custom...	47.74		1,104.54
Payment	06/23/2017	Batch ...	Navitas TN NG LLC ...		1243 · Custom...	28.84		1,133.38
Payment	06/26/2017	Batch ...	Navitas TN NG LLC ...		1243 · Custom...	116.26		1,249.64
Payment	06/27/2017	Batch ...	Navitas TN NG LLC ...		1243 · Custom...	212.94		1,462.58
Payment	06/29/2017	Batch ...	Navitas TN NG LLC ...		1243 · Custom...	32.87		1,495.45
Payment	06/29/2017	Batch ...	Navitas TN NG LLC ...		1243 · Custom...	536.39		2,031.84
Payment	06/30/2017	Batch ...	Navitas TN NG LLC ...		1243 · Custom...	142.65		2,174.49
Check	06/30/2017			Service Charge	903 · Custome...		41.20	2,133.29
Payment	07/10/2017	Batch ...	Navitas TN NG LLC ...		1243 · Custom...	1,522.56		3,655.85
Check	07/11/2017	1049	Bank 7	Transfer	1107 · Checkin...		2,000.00	1,655.85
Payment	07/14/2017	Batch ...	Navitas TN NG LLC ...		1243 · Custom...	25.06		1,680.91
Payment	07/17/2017	Batch ...	Navitas TN NG LLC ...		1243 · Custom...	33.38		1,714.29
Payment	07/17/2017	Batch ...	Navitas TN NG LLC ...		1243 · Custom...	9.00		1,723.29
Payment	07/17/2017	BAtch ...	Navitas TN NG LLC ...		1243 · Custom...	8.37		1,731.66
Payment	07/20/2017	Batch ...	Navitas TN NG LLC ...		1243 · Custom...	46.68		1,778.34
Check	07/21/2017	1050	Bank 7	Transfer	1107 · Checkin...		1,250.00	528.34
Payment	07/21/2017	Batch ...	Navitas TN NG LLC ...		1243 · Custom...	82.35		610.69
Payment	07/24/2017	Batch ...	Navitas TN NG LLC ...		1243 · Custom...	9.00		619.69
Payment	07/24/2017	Batch ...	Navitas TN NG LLC ...		1243 · Custom...	52.14		671.83
Payment	07/27/2017	Batch ...	Navitas TN NG LLC ...		1243 · Custom...	9.00		680.83
Payment	07/28/2017	Batch ...	Navitas TN NG LLC ...		1243 · Custom...	686.89		1,367.72
Payment	07/28/2017	Batch ...	Navitas TN NG LLC ...		1243 · Custom...	100.00		1,467.72
Payment	07/31/2017	Batch ...	Navitas TN NG LLC ...		1243 · Custom...	41.36		1,509.08
Payment	07/31/2017	Batch ...	Navitas TN NG LLC ...		1243 · Custom...	54.38		1,563.46
Payment	07/31/2017	Batch ...	Navitas TN NG LLC ...		1243 · Custom...	58.45		1,621.91
Check	07/31/2017			Service Charge	903 · Custome...		21.56	1,600.35
Payment	08/07/2017	Batch ...	Navitas TN NG LLC ...		1243 · Custom...	23.70		1,624.05
Deposit	08/10/2017			Deposit	-SPLIT-	250.00		1,874.05
Deposit	08/15/2017			Deposit	-SPLIT-	250.00		2,124.05
Payment	08/17/2017	Batch ...	Navitas TN NG LLC ...		1243 · Custom...	31.70		2,155.75
Payment	08/17/2017	Batch ...	Navitas TN NG LLC ...		1243 · Custom...	9.00		2,164.75

Navitas TN NG, LLC
General Ledger
As of December 31, 2017

Type	Date	Num	Name	Memo	Split	Debit	Credit	Balance
Payment	08/18/2017	Batch ...	Navitas TN NG LLC ...		1243 · Custom...	69.00		2,233.75
Payment	08/21/2017	Batch ...	Navitas TN NG LLC ...		1243 · Custom...	55.62		2,289.37
Payment	08/21/2017	Batch ...	Navitas TN NG LLC ...		1243 · Custom...	62.04		2,351.41
Check	08/21/2017	1051	Bank 7	Transfer	1107 · Checkin...		2,000.00	351.41
Payment	08/25/2017	Batch ...	Navitas TN NG LLC ...		1243 · Custom...	18.00		369.41
Payment	08/25/2017	Batch ...	Navitas TN NG LLC ...		1243 · Custom...	50.95		420.36
Payment	08/28/2017	Batch ...	Navitas TN NG LLC ...		1243 · Custom...	284.50		704.86
Payment	08/28/2017	Batch ...	Navitas TN NG LLC ...		1243 · Custom...	9.00		713.86
Payment	08/29/2017	Batch ...	Navitas TN NG LLC ...		1243 · Custom...	37.01		750.87
Deposit	08/29/2017			Deposit	-SPLIT-	250.00		1,000.87
Payment	08/30/2017	Batch ...	Navitas TN NG LLC ...		1243 · Custom...	9.00		1,009.87
Payment	08/31/2017	Batch ...	Navitas TN NG LLC ...		1243 · Custom...	20.00		1,029.87
Payment	08/31/2017	Batch ...	Navitas TN NG LLC ...		1243 · Custom...	621.74		1,651.61
Check	08/31/2017			Service Charge	903 · Custome...		22.01	1,629.60
Payment	09/18/2017	Batch ...	Navitas TN NG LLC ...		1243 · Custom...	88.99		1,718.59
Payment	09/18/2017	Batch ...	Navitas TN NG LLC ...		1243 · Custom...	77.44		1,796.03
Deposit	09/18/2017			Deposit	-SPLIT-	250.00		2,046.03
Check	09/19/2017	1052	Bank 7	Transfer	1107 · Checkin...		1,000.00	1,046.03
Payment	09/21/2017	Batch ...	Navitas TN NG LLC ...		1243 · Custom...	222.00		1,268.03
Deposit	09/21/2017			Deposit	-SPLIT-	250.00		1,518.03
Payment	09/25/2017	Batch ...	Navitas TN NG LLC ...		1243 · Custom...	53.35		1,571.38
Payment	09/25/2017	Batch ...	Navitas TN NG LLC ...		1243 · Custom...	21.74		1,593.12
Payment	09/25/2017	Batch ...	Navitas TN NG LLC ...		1243 · Custom...	18.00		1,611.12
Payment	09/27/2017	Batch ...	Navitas TN NG LLC ...		1243 · Custom...	9.00		1,620.12
Payment	09/28/2017	Batch ...	Navitas TN NG LLC ...		1243 · Custom...	9.00		1,629.12
Check	09/28/2017	1053	Bank 7	Transfer	1107 · Checkin...		1,000.00	629.12
Payment	09/28/2017	Batch ...	Navitas TN NG LLC ...		1243 · Custom...	363.22		992.34
Deposit	09/29/2017			Deposit	-SPLIT-	250.00		1,242.34
Payment	09/29/2017	Batch ...	Navitas TN NG LLC ...		1243 · Custom...	64.68		1,307.02
Check	09/30/2017			Service Charge	903 · Custome...		20.11	1,286.91
General Journal	10/01/2017	171001		Customer dep...	1243 · Custom...		500.00	786.91
Payment	10/10/2017	Batch ...	Navitas TN NG LLC ...		1243 · Custom...	66.82		853.73
Payment	10/10/2017	Batch ...	Navitas TN NG LLC ...		1243 · Custom...	38.79		892.52
Payment	10/13/2017	Batch ...	Navitas TN NG LLC ...		1243 · Custom...	9.45		901.97
Deposit	10/17/2017			Deposit	-SPLIT-	250.00		1,151.97
Payment	10/19/2017	Batch ...	Navitas TN NG LLC ...		1243 · Custom...	17.49		1,169.46
Payment	10/20/2017	Batch ...	Navitas TN NG LLC ...		1243 · Custom...	30.74		1,200.20
General Journal	10/20/2017	171020		Charge for m...	887 · Maintena...	135.00		1,335.20
Payment	10/23/2017	Batch ...	Navitas TN NG LLC ...		1243 · Custom...	119.12		1,454.32
Payment	10/23/2017	Batch ...	Navitas TN NG LLC ...		1243 · Custom...	30.50		1,484.82
Check	10/23/2017	1054	Bank 7	Transfer	1107 · Checkin...		1,000.00	484.82
Payment	10/26/2017	Batch ...	Navitas TN NG LLC ...		1243 · Custom...	48.53		533.35
Deposit	10/26/2017			Deposit	-SPLIT-	250.00		783.35
Payment	10/27/2017	Batch ...	Navitas TN NG LLC ...		1243 · Custom...	44.49		827.84
Deposit	10/27/2017			Deposit	-SPLIT-	250.00		1,077.84
Payment	10/27/2017	Batch ...	Navitas TN NG LLC ...		1243 · Custom...	9.00		1,086.84
Payment	10/30/2017	Batch ...	Navitas TN NG LLC ...		1243 · Custom...	101.77		1,188.61
Payment	10/30/2017	Batch ...	Navitas TN NG LLC ...		1243 · Custom...	94.94		1,283.55
Payment	10/31/2017	Batch ...	Navitas TN NG LLC ...		1243 · Custom...	61.74		1,345.29

Navitas TN NG, LLC
General Ledger
As of December 31, 2017

Type	Date	Num	Name	Memo	Split	Debit	Credit	Balance
Check	10/31/2017			Service Charge	903 · Custome...		22.12	1,323.17
Check	11/01/2017	1055	Bank 7	Transfer	1107 · Checkin...		1,000.00	323.17
Payment	11/09/2017	Batch ...	Navitas TN NG LLC ...		1243 · Custom...	178.25		501.42
Deposit	11/09/2017			Deposit	-SPLIT-	250.00		751.42
Deposit	11/10/2017			Deposit	-SPLIT-	250.00		1,001.42
Deposit	11/13/2017			Deposit	-SPLIT-	250.00		1,251.42
Payment	11/20/2017	Batch ...	Navitas TN NG LLC ...		1243 · Custom...	21.55		1,272.97
Payment	11/20/2017	Batch ...	Navitas TN NG LLC ...		1243 · Custom...	97.05		1,370.02
Deposit	11/20/2017			Deposit	-SPLIT-	500.00		1,870.02
Payment	11/22/2017	Batch ...	Navitas TN NG LLC ...		1243 · Custom...	115.45		1,985.47
Payment	11/27/2017	Batch ...	Navitas TN NG LLC ...		1243 · Custom...	86.15		2,071.62
Payment	11/28/2017	Batch ...	Navitas TN NG LLC ...		1243 · Custom...	227.85		2,299.47
Payment	11/30/2017	Batch ...	Navitas TN NG LLC ...		1243 · Custom...	18.45		2,317.92
Payment	11/30/2017	Batch ...	Navitas TN NG LLC ...		1243 · Custom...	48.68		2,366.60
Payment	11/30/2017	Batch ...	Navitas TN NG LLC ...		1243 · Custom...	370.55		2,737.15
Check	11/30/2017			Service Charge	903 · Custome...		20.61	2,716.54
Payment	12/08/2017	Batch ...	Navitas TN NG LLC ...		1243 · Custom...	58.72		2,775.26
Payment	12/11/2017	Batch ...	Navitas TN NG LLC ...		1243 · Custom...	42.74		2,818.00
Deposit	12/11/2017			Deposit	-SPLIT-	250.00		3,068.00
Check	12/15/2017	1056	Bank 7	Transfer	1107 · Checkin...		2,500.00	568.00
Payment	12/15/2017	Batch ...	Navitas TN NG LLC ...		1243 · Custom...	124.00		692.00
Payment	12/15/2017	Batch ...	Navitas TN NG LLC ...		1243 · Custom...	85.00		777.00
Deposit	12/15/2017			Deposit	-SPLIT-	250.00		1,027.00
Deposit	12/15/2017			Deposit	-SPLIT-	250.00		1,277.00
Payment	12/18/2017	Batch ...	Navitas TN NG LLC ...		1243 · Custom...	478.45		1,755.45
Payment	12/18/2017	Batch ...	Navitas TN NG LLC ...		1243 · Custom...	376.53		2,131.98
Payment	12/20/2017	Batch ...	Navitas TN NG LLC ...		1243 · Custom...	95.80		2,227.78
Payment	12/26/2017	Batch ...	Navitas TN NG LLC ...		1243 · Custom...	137.55		2,365.33
Payment	12/26/2017	Batch ...	Navitas TN NG LLC ...		1243 · Custom...	246.16		2,611.49
Payment	12/26/2017	Batch 1	Navitas TN NG LLC ...		1243 · Custom...	156.42		2,767.91
Payment	12/27/2017	Batch 2	Navitas TN NG LLC ...		1243 · Custom...	73.82		2,841.73
Payment	12/28/2017	Batch 2	Navitas TN NG LLC ...		1243 · Custom...	574.91		3,416.64
Payment	12/29/2017	1st vol...	Navitas TN NG LLC ...		1243 · Custom...	50.00		3,466.64
Payment	12/29/2017	Batch ...	Navitas TN NG LLC ...		1243 · Custom...	13.18		3,479.82
Check	12/31/2017			Service Charge	903 · Custome...		22.28	3,457.54
Total 1125 · Checking - First Volunteer						35,937.04	34,014.53	3,457.54
1128 · Jellico Cash Drawer								0.00
Total 1128 · Jellico Cash Drawer								0.00
1191 · Dep. In Error								0.00
Total 1191 · Dep. In Error								0.00
1199 · Loan proceeds clearing account								0.00
Total 1199 · Loan proceeds clearing account								0.00

Navitas TN NG, LLC
General Ledger
As of December 31, 2017

Type	Date	Num	Name	Memo	Split	Debit	Credit	Balance
1100 · Cash - Other								0.00
Total 1100 · Cash - Other								0.00
Total 1100 · Cash						660,554.38	635,317.07	27,762.21
1200 · A/R								130,217.56
1243 · Customers								130,217.56
Payment	01/03/2017	Batch 1	Navitas TN NG LLC ...		1107 · Checkin...		1,877.92	128,339.64
Payment	01/03/2017	Batch 1	Navitas TN NG LLC ...		1107 · Checkin...		458.93	127,880.71
Payment	01/04/2017	Batch 2	Navitas TN NG LLC ...		1107 · Checkin...		1,043.17	126,837.54
Payment	01/04/2017	Batch 2	Navitas TN NG LLC ...		1107 · Checkin...		95.00	126,742.54
Payment	01/05/2017	Batch 3	Navitas TN NG LLC ...		1107 · Checkin...		100.56	126,641.98
Payment	01/06/2017	Batch 4	Navitas TN NG LLC ...		1107 · Checkin...		77.10	126,564.88
Payment	01/06/2017	Batch 4	Navitas TN NG LLC ...		1107 · Checkin...		452.42	126,112.46
General Journal	01/07/2017	161206	Navitas TN NG LLC ...	Prema Inc final	481.11 · Com...		461.36	125,651.10
General Journal	01/07/2017	170107	Navitas TN NG LLC ...	Refund constr...	2414 · Refund...		2,300.00	123,351.10
General Journal	01/09/2017	161207	Navitas TN NG LLC ...	Jellico gas bill	812 · Gas use...		126.42	123,224.68
Payment	01/09/2017	Batch 5	Navitas TN NG LLC ...		1125 · Checkin...		102.00	123,122.68
Payment	01/09/2017	Batch 5	Navitas TN NG LLC ...		1107 · Checkin...		733.44	122,389.24
Payment	01/09/2017	Batch 5	Navitas TN NG LLC ...		1107 · Checkin...		114.82	122,274.42
Check	01/09/2017	1276	Navitas TN NG LLC ...	Meter deposit...	1107 · Checkin...	292.89		122,567.31
Payment	01/10/2017	Batch 6	Navitas TN NG LLC ...		1107 · Checkin...		54.51	122,512.80
Payment	01/11/2017	Batch 7	Navitas TN NG LLC ...		1107 · Checkin...		932.24	121,580.56
Payment	01/12/2017	Batch 8	Navitas TN NG LLC ...		1107 · Checkin...		547.86	121,032.70
Payment	01/12/2017	Batch 8	Navitas TN NG LLC ...		1107 · Checkin...		713.61	120,319.09
Payment	01/12/2017	1st Vo...	Navitas TN NG LLC ...		1125 · Checkin...		50.00	120,269.09
Payment	01/13/2017	Batch 9	Navitas TN NG LLC ...		1107 · Checkin...		2,040.66	118,228.43
Payment	01/13/2017	Batch 9	Navitas TN NG LLC ...		1107 · Checkin...		192.57	118,035.86
Payment	01/16/2017	Batch ...	Navitas TN NG LLC ...		1107 · Checkin...		1,156.41	116,879.45
Payment	01/17/2017	Batch ...	Navitas TN NG LLC ...		1107 · Checkin...		16,834.24	100,045.21
Payment	01/17/2017	Batch ...	Navitas TN NG LLC ...		1125 · Checkin...		215.54	99,829.67
Payment	01/17/2017	Batch ...	Navitas TN NG LLC ...		1107 · Checkin...		79.85	99,749.82
Payment	01/18/2017	Batch ...	Navitas TN NG LLC ...		1107 · Checkin...		100.00	99,649.82
Payment	01/19/2017	Batch ...	Navitas TN NG LLC ...		1107 · Checkin...		106.49	99,543.33
Payment	01/19/2017	Batch ...	Navitas TN NG LLC ...		1107 · Checkin...		38.79	99,504.54
General Journal	01/19/2017	170132	Navitas TN NG LLC ...	Justin Lay, final	480.02 · Resid...		191.82	99,312.72
General Journal	01/19/2017	170133	Navitas TN NG LLC ...	M Rookard, fi...	480.02 · Resid...		191.82	99,120.90
Deposit	01/20/2017	ACH	Navitas TN NG LLC ...	Bank Draft	1107 · Checkin...		6,753.27	92,367.63
Payment	01/20/2017	Batch ...	Navitas TN NG LLC ...		1107 · Checkin...		391.01	91,976.62
Payment	01/20/2017	Batch ...	Navitas TN NG LLC ...		1107 · Checkin...		1,293.72	90,682.90
Payment	01/23/2017	Batch ...	Navitas TN NG LLC ...		1107 · Checkin...		13,439.79	77,243.11
Payment	01/23/2017	Batch ...	Navitas TN NG LLC ...		1107 · Checkin...		128.39	77,114.72
Payment	01/23/2017	Batch ...	Navitas TN NG LLC ...		1125 · Checkin...		262.64	76,852.08
Payment	01/23/2017	Batch ...	Navitas TN NG LLC ...		1125 · Checkin...		335.68	76,516.40
Payment	01/23/2017	Batch ...	Navitas TN NG LLC ...		1125 · Checkin...		503.81	76,012.59
Payment	01/24/2017	Batch ...	Navitas TN NG LLC ...		1107 · Checkin...		53.18	75,959.41
Payment	01/24/2017	Batch ...	Navitas TN NG LLC ...		1107 · Checkin...		406.45	75,552.96
Payment	01/25/2017	Batch ...	Navitas TN NG LLC ...		1107 · Checkin...		416.46	75,136.50
Payment	01/26/2017	Batch ...	Navitas TN NG LLC ...		1107 · Checkin...		11,983.89	63,152.61

Navitas TN NG, LLC
General Ledger
As of December 31, 2017

Type	Date	Num	Name	Memo	Split	Debit	Credit	Balance
Payment	01/26/2017	Batch ...	Navitas TN NG LLC ...		1107 · Checkin...		55.00	63,097.61
Payment	01/26/2017	Batch ...	Navitas TN NG LLC ...		1125 · Checkin...		703.56	62,394.05
Payment	01/27/2017	Batch ...	Navitas TN NG LLC ...		1125 · Checkin...		83.65	62,310.40
Payment	01/27/2017	Batch ...	Navitas TN NG LLC ...		1107 · Checkin...		1,390.79	60,919.61
Payment	01/27/2017	Batch ...	Navitas TN NG LLC ...		1107 · Checkin...		90.00	60,829.61
Payment	01/27/2017	Batch ...	Navitas TN NG LLC ...		1125 · Checkin...		115.00	60,714.61
Payment	01/30/2017	Batch ...	Navitas TN NG LLC ...		1107 · Checkin...		69.75	60,644.86
Payment	01/30/2017	Batch ...	Navitas TN NG LLC ...		1107 · Checkin...		3,634.20	57,010.66
Payment	01/30/2017	Batch ...	Navitas TN NG LLC ...		1125 · Checkin...		6.45	57,004.21
Payment	01/30/2017	Batch ...	Navitas TN NG LLC ...		1125 · Checkin...		265.53	56,738.68
Payment	01/31/2017	Batch ...	Navitas TN NG LLC ...		1107 · Checkin...		183.59	56,555.09
Payment	01/31/2017	Batch ...	Navitas TN NG LLC ...		1107 · Checkin...		385.03	56,170.06
Payment	01/31/2017	Batch ...	Navitas TN NG LLC ...		1125 · Checkin...		563.58	55,606.48
General Journal	01/31/2017	170107	Navitas TN NG LLC ...	penalty calcul...	488.00 · Penalt...	1,719.88		57,326.36
General Journal	01/31/2017	170108	Navitas TN NG LLC ...	2/7 billing	480.01 · Resid...	77,197.80		134,524.16
Payment	02/01/2017	Batch ...	Navitas TN NG LLC ...		1107 · Checkin...		401.34	134,122.82
Payment	02/01/2017	Batch ...	Navitas TN NG LLC ...		1107 · Checkin...		91.79	134,031.03
Payment	02/02/2017	Batch ...	Navitas TN NG LLC ...		1107 · Checkin...		1,606.87	132,424.16
Payment	02/02/2017	Batch ...	Navitas TN NG LLC ...		1107 · Checkin...		1,814.00	130,610.16
Payment	02/03/2017	Batch ...	Navitas TN NG LLC ...		1107 · Checkin...		848.94	129,761.22
Payment	02/06/2017	Batch ...	Navitas TN NG LLC ...		1107 · Checkin...		13,194.94	116,566.28
Payment	02/06/2017	Batch ...	Navitas TN NG LLC ...		1125 · Checkin...		58.16	116,508.12
General Journal	02/06/2017	170106	Navitas TN NG LLC ...	301045400 B ...	480.01 · Resid...	43.10		116,551.22
General Journal	02/07/2017	170105	Navitas TN NG LLC ...	Jellico gas bill	812 · Gas use...		119.70	116,431.52
Payment	02/07/2017	Batch ...	Navitas TN NG LLC ...		1107 · Checkin...		129.59	116,301.93
General Journal	02/07/2017	170109	Navitas TN NG LLC ...	Adj level pay ...	2415 · Level P...		6,291.06	110,010.87
General Journal	02/07/2017	170110	Navitas TN NG LLC ...	Specialty Wo...	488.00 · Penalt...		6,763.96	103,246.91
General Journal	02/07/2017	170112	Navitas TN NG LLC ...	Michael Perki...	2406 · Sales T...		8.46	103,238.45
Payment	02/09/2017	Batch ...	Navitas TN NG LLC ...		1107 · Checkin...		8,154.55	95,083.90
Payment	02/09/2017	Batch ...	Navitas TN NG LLC ...		1125 · Checkin...		100.00	94,983.90
Payment	02/10/2017	Batch ...	Navitas TN NG LLC ...		1125 · Checkin...		370.02	94,613.88
Payment	02/13/2017	Batch ...	Navitas TN NG LLC ...		1107 · Checkin...		743.64	93,870.24
General Journal	02/14/2017	170108	Navitas TN NG LLC ...	Write off bad ...	904 · Bad Debt		1,960.94	91,909.30
Payment	02/14/2017	Batch ...	Navitas TN NG LLC ...		1107 · Checkin...		281.01	91,628.29
Payment	02/14/2017	Batch ...	Navitas TN NG LLC ...		1107 · Checkin...		268.61	91,359.68
Payment	02/16/2017	Batch ...	Navitas TN NG LLC ...		1107 · Checkin...		4,089.12	87,270.56
Payment	02/16/2017	Batch ...	Navitas TN NG LLC ...		1107 · Checkin...		212.13	87,058.43
Payment	02/16/2017	Batch ...	Navitas TN NG LLC ...		1125 · Checkin...		85.00	86,973.43
Payment	02/17/2017	Batch ...	Navitas TN NG LLC ...		1107 · Checkin...		8,754.43	78,219.00
Payment	02/17/2017	Batch ...	Navitas TN NG LLC ...		1107 · Checkin...		171.57	78,047.43
Deposit	02/20/2017	ACH	Navitas TN NG LLC ...	Bank Draft	1107 · Checkin...		6,070.60	71,976.83
Payment	02/20/2017	Batch ...	Navitas TN NG LLC ...		1107 · Checkin...		658.37	71,318.46
Payment	02/21/2017	Batch ...	Navitas TN NG LLC ...		1107 · Checkin...		268.80	71,049.66
Payment	02/21/2017	Batch ...	Navitas TN NG LLC ...		1107 · Checkin...		17,203.69	53,845.97
Payment	02/21/2017	Batch ...	Navitas TN NG LLC ...		1125 · Checkin...		926.03	52,919.94
Payment	02/21/2017	Batch ...	Navitas TN NG LLC ...		1125 · Checkin...		317.38	52,602.56
Payment	02/22/2017	Batch ...	Navitas TN NG LLC ...		1107 · Checkin...		215.53	52,387.03
Payment	02/23/2017	Batch ...	Navitas TN NG LLC ...		1107 · Checkin...		454.78	51,932.25
Payment	02/23/2017	Batch ...	Navitas TN NG LLC ...		1107 · Checkin...		814.48	51,117.77

Navitas TN NG, LLC
General Ledger
As of December 31, 2017

Type	Date	Num	Name	Memo	Split	Debit	Credit	Balance
General Journal	02/23/2017	170109	Navitas TN NG LLC ...	Lora eldridge	480.02 · Resid...		120.53	50,997.24
Payment	02/23/2017	Batch ...	Navitas TN NG LLC ...		1125 · Checkin...		353.58	50,643.66
Payment	02/24/2017	Batch ...	Navitas TN NG LLC ...		1107 · Checkin...		5,147.21	45,496.45
Payment	02/24/2017	Batch ...	Navitas TN NG LLC ...		1107 · Checkin...		123.89	45,372.56
Payment	02/24/2017	Batch ...	Navitas TN NG LLC ...		1125 · Checkin...		49.81	45,322.75
Payment	02/27/2017	Batch ...	Navitas TN NG LLC ...		1107 · Checkin...		26,481.48	18,841.27
Payment	02/27/2017	Batch ...	Navitas TN NG LLC ...		1125 · Checkin...		113.43	18,727.84
Payment	02/27/2017	Batch ...	Navitas TN NG LLC ...		1125 · Checkin...		247.43	18,480.41
Payment	02/28/2017	Batch ...	Navitas TN NG LLC ...		1107 · Checkin...		296.60	18,183.81
Payment	02/28/2017	Batch ...	Navitas TN NG LLC ...		1107 · Checkin...		182.07	18,001.74
Payment	02/28/2017	1st vol...	Navitas TN NG LLC ...		1125 · Checkin...		163.64	17,838.10
General Journal	02/28/2017	161232	Navitas TN NG LLC ...		480.01 · Resid...	80,181.91		98,020.01
General Journal	02/28/2017	161233	Navitas TN NG LLC ...	penalty calc	488.00 · Penalt...	881.47		98,901.48
Payment	03/01/2017	Batch ...	Navitas TN NG LLC ...		1107 · Checkin...		173.67	98,727.81
General Journal	03/01/2017	170203	Navitas TN NG LLC ...	Linda Carroll ...	2413 · Custom...		201.61	98,526.20
Payment	03/02/2017	Batch ...	Navitas TN NG LLC ...		1107 · Checkin...		475.65	98,050.55
Payment	03/02/2017	Batch ...	Navitas TN NG LLC ...		1107 · Checkin...		1,358.93	96,691.62
Payment	03/03/2017	Batch ...	Navitas TN NG LLC ...		1107 · Checkin...		4,257.56	92,434.06
Payment	03/03/2017	Batch ...	Navitas TN NG LLC ...		1107 · Checkin...		1,449.85	90,984.21
Payment	03/06/2017	Batch ...	Navitas TN NG LLC ...		1107 · Checkin...		1,764.20	89,220.01
Payment	03/06/2017	Batch ...	Navitas TN NG LLC ...		1125 · Checkin...		947.17	88,272.84
Payment	03/06/2017	Batch ...	Navitas TN NG LLC ...		1107 · Checkin...		599.26	87,673.58
General Journal	03/06/2017	170204	Navitas TN NG LLC ...	Justin Trett re...	488.00 · Penalt...	25.00		87,698.58
Payment	03/06/2017	batch ...	Navitas TN NG LLC ...		1125 · Checkin...		18.05	87,680.53
General Journal	03/07/2017	170205	Navitas TN NG LLC ...	Patricia Cente...	1107 · Checkin...	77.00		87,757.53
Payment	03/07/2017	Batch ...	Navitas TN NG LLC ...		1107 · Checkin...		422.50	87,335.03
Payment	03/07/2017	Batch ...	Navitas TN NG LLC ...		1107 · Checkin...		1,351.65	85,983.38
General Journal	03/07/2017	161234	Navitas TN NG LLC ...	Adj city tax	2406 · Sales T...		30.22	85,953.16
General Journal	03/08/2017	161235	Navitas TN NG LLC ...	Jellico gas bill	812 · Gas use...		127.53	85,825.63
Payment	03/08/2017	Batch ...	Navitas TN NG LLC ...		1107 · Checkin...		193.07	85,632.56
Payment	03/09/2017	Batch ...	Navitas TN NG LLC ...		1107 · Checkin...		290.26	85,342.30
Payment	03/09/2017	Batch ...	Navitas TN NG LLC ...		1125 · Checkin...		187.86	85,154.44
Payment	03/09/2017	Batch ...	Navitas TN NG LLC ...		1125 · Checkin...		673.86	84,480.58
Payment	03/13/2017	Batch ...	Navitas TN NG LLC ...		1107 · Checkin...		11,096.38	73,384.20
Payment	03/13/2017	Batch ...	Navitas TN NG LLC ...		1107 · Checkin...		633.45	72,750.75
General Journal	03/13/2017	161236	Navitas TN NG LLC ...	Lora Eldridge ...	488.00 · Penalt...	120.53		72,871.28
General Journal	03/13/2017	161237	Navitas TN NG LLC ...	Lora Eldridge ...	2413 · Custom...		201.84	72,669.44
Check	03/13/2017	1293	Navitas TN NG LLC ...	Meter deposit...	1107 · Checkin...	19.88		72,689.32
General Journal	03/13/2017	161238	Navitas TN NG LLC ...	Joseph Colbe...	480.01 · Resid...	32.61		72,721.93
General Journal	03/13/2017	161239	Navitas TN NG LLC ...	First Voluntee...	488.00 · Penalt...		27.10	72,694.83
Payment	03/14/2017	Batch ...	Navitas TN NG LLC ...		1107 · Checkin...		369.35	72,325.48
Payment	03/15/2017	Batch ...	Navitas TN NG LLC ...		1107 · Checkin...		202.92	72,122.56
Payment	03/15/2017	Batch ...	Navitas TN NG LLC ...		1107 · Checkin...		185.50	71,937.06
Payment	03/16/2017	Batch ...	Navitas TN NG LLC ...		1107 · Checkin...		113.83	71,823.23
Payment	03/17/2017	Batch ...	Navitas TN NG LLC ...		1107 · Checkin...		11,570.67	60,252.56
Payment	03/17/2017	Batch ...	Navitas TN NG LLC ...		1107 · Checkin...		100.00	60,152.56
Deposit	03/20/2017	ACH	Navitas TN NG LLC ...	Bank Draft	1107 · Checkin...		7,176.83	52,975.73
Payment	03/20/2017	Batch ...	Navitas TN NG LLC ...		1107 · Checkin...		199.73	52,776.00
Payment	03/20/2017	Batch ...	Navitas TN NG LLC ...		1107 · Checkin...		11,960.85	40,815.15

Navitas TN NG, LLC
General Ledger
As of December 31, 2017

Type	Date	Num	Name	Memo	Split	Debit	Credit	Balance
Payment	03/20/2017	Batch ...	Navitas TN NG LLC ...		1125 · Checkin...		310.28	40,504.87
Payment	03/20/2017	Batch ...	Navitas TN NG LLC ...		1125 · Checkin...		464.44	40,040.43
Payment	03/21/2017	Batch ...	Navitas TN NG LLC ...		1107 · Checkin...		437.11	39,603.32
Payment	03/21/2017	Batch ...	Navitas TN NG LLC ...		1107 · Checkin...		584.17	39,019.15
General Journal	03/21/2017	161232	Navitas TN NG LLC ...	Ben Parrott, fi...	480.01 · Resid...	78.15		39,097.30
Payment	03/22/2017	Batch ...	Navitas TN NG LLC ...		1107 · Checkin...		572.61	38,524.69
Payment	03/23/2017	Batch ...	Navitas TN NG LLC ...		1107 · Checkin...		151.90	38,372.79
Payment	03/23/2017	Batch ...	Navitas TN NG LLC ...		1107 · Checkin...		2,643.81	35,728.98
Payment	03/23/2017	Batch ...	Navitas TN NG LLC ...		1125 · Checkin...		391.34	35,337.64
Payment	03/24/2017	Batch ...	Navitas TN NG LLC ...		1125 · Checkin...		466.90	34,870.74
Payment	03/24/2017	Batch ...	Navitas TN NG LLC ...		1107 · Checkin...		6,852.46	28,018.28
Payment	03/24/2017	Batch ...	Navitas TN NG LLC ...		1107 · Checkin...		74.34	27,943.94
Payment	03/27/2017	Batch ...	Navitas TN NG LLC ...		1107 · Checkin...		356.08	27,587.86
Payment	03/27/2017	Batch ...	Navitas TN NG LLC ...		1107 · Checkin...		2,043.64	25,544.22
Payment	03/27/2017	Batch ...	Navitas TN NG LLC ...		1125 · Checkin...		83.00	25,461.22
Payment	03/27/2017	Batch ...	Navitas TN NG LLC ...		1125 · Checkin...		105.24	25,355.98
Payment	03/28/2017	Batch ...	Navitas TN NG LLC ...		1107 · Checkin...		401.13	24,954.85
Payment	03/28/2017	Batch ...	Navitas TN NG LLC ...		1107 · Checkin...		55.00	24,899.85
Payment	03/29/2017	Batch ...	Navitas TN NG LLC ...		1107 · Checkin...		180.44	24,719.41
Payment	03/29/2017	Batch ...	Navitas TN NG LLC ...		1107 · Checkin...		219.27	24,500.14
General Journal	03/29/2017	161233	Navitas TN NG LLC ...	Michael Perki...	488.00 · Penalt...		5.27	24,494.87
Payment	03/30/2017	Batch ...	Navitas TN NG LLC ...		1107 · Checkin...		1,071.64	23,423.23
Payment	03/30/2017	Batch ...	Navitas TN NG LLC ...		1107 · Checkin...		720.68	22,702.55
Payment	03/30/2017	Batch ...	Navitas TN NG LLC ...		1125 · Checkin...		139.35	22,563.20
Payment	03/30/2017	Batch ...	Navitas TN NG LLC ...		1125 · Checkin...		216.24	22,346.96
Payment	03/31/2017	Batch ...	Navitas TN NG LLC ...		1125 · Checkin...		437.01	21,909.95
Payment	03/31/2017	Batch ...	Navitas TN NG LLC ...		1107 · Checkin...		1,542.34	20,367.61
Payment	03/31/2017	Batch ...	Navitas TN NG LLC ...		1107 · Checkin...		173.40	20,194.21
General Journal	03/31/2017	170304	Navitas TN NG LLC ...		480.01 · Resid...	84,560.78		104,754.99
General Journal	03/31/2017	170305	Navitas TN NG LLC ...	penalty calc	488.00 · Penalt...	944.47		105,699.46
Payment	03/31/2017	Batch ...	Navitas TN NG LLC ...		1125 · Checkin...		603.99	105,095.47
Payment	04/03/2017	Batch ...	Navitas TN NG LLC ...		1107 · Checkin...		216.97	104,878.50
Payment	04/03/2017	Batch ...	Navitas TN NG LLC ...		1107 · Checkin...		4,784.91	100,093.59
Payment	04/04/2017	Batch ...	Navitas TN NG LLC ...		1107 · Checkin...		1,313.81	98,779.78
Payment	04/05/2017	Batch ...	Navitas TN NG LLC ...		1107 · Checkin...		222.06	98,557.72
Payment	04/06/2017	Batch ...	Navitas TN NG LLC ...		1107 · Checkin...		453.71	98,104.01
Payment	04/06/2017	Batch ...	Navitas TN NG LLC ...		1107 · Checkin...		440.85	97,663.16
General Journal	04/06/2017	170303	Navitas TN NG LLC ...	Huddleston re...	488.00 · Penalt...	25.00		97,688.16
General Journal	04/06/2017	170306	Navitas TN NG LLC ...	Adjust level pay	2415 · Level P...	2,951.15		100,639.31
Payment	04/07/2017	Batch ...	Navitas TN NG LLC ...		1107 · Checkin...		60.00	100,579.31
Payment	04/07/2017	Batch ...	Navitas TN NG LLC ...		1107 · Checkin...		45.00	100,534.31
General Journal	04/07/2017	170407	Navitas TN NG LLC ...	Jellico gas bill	812 · Gas use...		108.32	100,425.99
Payment	04/10/2017	Batch ...	Navitas TN NG LLC ...		1107 · Checkin...		70.00	100,355.99
Payment	04/11/2017	Batch ...	Navitas TN NG LLC ...		1107 · Checkin...		58.29	100,297.70
General Journal	04/11/2017	170307	Navitas TN NG LLC ...	First Voluntee...	488.00 · Penalt...		30.20	100,267.50
Payment	04/12/2017	Batch ...	Navitas TN NG LLC ...		1107 · Checkin...		126.38	100,141.12
General Journal	04/12/2017	170308	Navitas TN NG LLC ...	Mabel Arnold ...	480.01 · Resid...	19.11		100,160.23
Check	04/12/2017	1305	Navitas TN NG LLC ...	Refund credit ...	1107 · Checkin...	0.00		100,160.23
Payment	04/13/2017	Batch ...	Navitas TN NG LLC ...		1107 · Checkin...		446.45	99,713.78

Navitas TN NG, LLC
General Ledger
As of December 31, 2017

Type	Date	Num	Name	Memo	Split	Debit	Credit	Balance
Payment	04/13/2017	Batch ...	Navitas TN NG LLC ...		1107 · Checkin...		180.13	99,533.65
Payment	04/17/2017	Batch ...	Navitas TN NG LLC ...		1107 · Checkin...		16,862.18	82,671.47
Payment	04/17/2017	Batch ...	Navitas TN NG LLC ...		1107 · Checkin...		357.17	82,314.30
Payment	04/17/2017	Batch ...	Navitas TN NG LLC ...		1125 · Checkin...		146.69	82,167.61
Payment	04/17/2017	Batch ...	Navitas TN NG LLC ...		1125 · Checkin...		319.99	81,847.62
General Journal	04/17/2017	170310	Navitas TN NG LLC ...	Lake Mart, final	481.11 · Com...		442.39	81,405.23
General Journal	04/18/2017	170309	Navitas TN NG LLC ...	Donna Taylor ...	480.01 · Resid...	37.77		81,443.00
Check	04/18/2017	1306	Navitas TN NG LLC ...	Meter deposit...	1107 · Checkin...	442.39		81,885.39
Payment	04/18/2017	Batch ...	Navitas TN NG LLC ...		1107 · Checkin...		554.94	81,330.45
Payment	04/18/2017	Batch ...	Navitas TN NG LLC ...		1107 · Checkin...		7,484.89	73,845.56
General Journal	04/18/2017	170311	Navitas TN NG LLC ...	Jasmine Kello...	480.01 · Resid...		186.60	73,658.96
Check	04/18/2017	1308	Navitas TN NG LLC ...	Meter deposit...	1107 · Checkin...	35.21		73,694.17
Payment	04/19/2017	Batch ...	Navitas TN NG LLC ...		1107 · Checkin...		422.55	73,271.62
Deposit	04/20/2017	ACH	Navitas TN NG LLC ...	Bank Draft	1107 · Checkin...		7,079.93	66,191.69
Payment	04/20/2017	Batch ...	Navitas TN NG LLC ...		1107 · Checkin...		3,486.42	62,705.27
Payment	04/20/2017	Batch ...	Navitas TN NG LLC ...		1125 · Checkin...		131.58	62,573.69
Payment	04/21/2017	Batch ...	Navitas TN NG LLC ...		1125 · Checkin...		87.20	62,486.49
Payment	04/21/2017	Batch ...	Navitas TN NG LLC ...		1107 · Checkin...		2,080.44	60,406.05
Check	04/21/2017	1310	Navitas TN NG LLC ...	Refund credit ...	1107 · Checkin...	715.44		61,121.49
Payment	04/24/2017	Batch ...	Navitas TN NG LLC ...		1107 · Checkin...		15,900.38	45,221.11
Payment	04/24/2017	Batch ...	Navitas TN NG LLC ...		1107 · Checkin...		239.86	44,981.25
Payment	04/24/2017	Batch ...	Navitas TN NG LLC ...		1125 · Checkin...		349.73	44,631.52
Payment	04/24/2017	Batch ...	Navitas TN NG LLC ...		1125 · Checkin...		116.49	44,515.03
Payment	04/25/2017	Batch ...	Navitas TN NG LLC ...		1107 · Checkin...		245.22	44,269.81
Payment	04/26/2017	Batch ...	Navitas TN NG LLC ...		1107 · Checkin...		365.37	43,904.44
Payment	04/27/2017	Batch ...	Navitas TN NG LLC ...		1107 · Checkin...		1,155.95	42,748.49
Payment	04/27/2017	Batch ...	Navitas TN NG LLC ...		1107 · Checkin...		55.00	42,693.49
Payment	04/27/2017	Batch ...	Navitas TN NG LLC ...		1125 · Checkin...		73.95	42,619.54
Payment	04/27/2017	Batch ...	Navitas TN NG LLC ...		1125 · Checkin...		903.21	41,716.33
Payment	04/28/2017	Batch ...	Navitas TN NG LLC ...		1125 · Checkin...		204.97	41,511.36
Payment	04/28/2017	Batch ...	Navitas TN NG LLC ...		1107 · Checkin...		1,577.34	39,934.02
Payment	04/28/2017	Batch ...	Navitas TN NG LLC ...		1107 · Checkin...		527.48	39,406.54
Payment	04/28/2017	Batch ...	Navitas TN NG LLC ...		1125 · Checkin...		454.40	38,952.14
General Journal	04/30/2017	170504	Navitas TN NG LLC ...	penalty calc	488.00 · Penalt...	1,223.65		40,175.79
General Journal	04/30/2017	170505	Navitas TN NG LLC ...		480.01 · Resid...	40,668.90		80,844.69
Payment	05/01/2017	Batch ...	Navitas TN NG LLC ...		1107 · Checkin...		224.72	80,619.97
Payment	05/01/2017	Batch ...	Navitas TN NG LLC ...		1107 · Checkin...		9,826.42	70,793.55
Payment	05/03/2017	Batch ...	Navitas TN NG LLC ...		1107 · Checkin...		443.66	70,349.89
Payment	05/03/2017	Batch ...	Navitas TN NG LLC ...		1107 · Checkin...		1,886.80	68,463.09
Payment	05/03/2017	Batch ...	Navitas TN NG LLC ...		1107 · Checkin...		85.00	68,378.09
Payment	05/04/2017	Batch ...	Navitas TN NG LLC ...		1107 · Checkin...		527.86	67,850.23
Payment	05/04/2017	Batch ...	Navitas TN NG LLC ...		1107 · Checkin...		276.99	67,573.24
Payment	05/05/2017	Batch ...	Navitas TN NG LLC ...		1107 · Checkin...		1,769.14	65,804.10
Payment	05/05/2017	Batch ...	Navitas TN NG LLC ...		1107 · Checkin...		660.58	65,143.52
Payment	05/05/2017	1st Vo...	Navitas TN NG LLC ...		1125 · Checkin...		274.92	64,868.60
Payment	05/08/2017	Batch ...	Navitas TN NG LLC ...		1107 · Checkin...		846.70	64,021.90
Payment	05/08/2017	Batch ...	Navitas TN NG LLC ...		1107 · Checkin...		1,087.17	62,934.73
Payment	05/08/2017	Batch ...	Navitas TN NG LLC ...		1125 · Checkin...		160.00	62,774.73
General Journal	05/08/2017	170506	Navitas TN NG LLC ...	Donny Thoma...	2413 · Custom...		203.70	62,571.03

Navitas TN NG, LLC
General Ledger
As of December 31, 2017

Type	Date	Num	Name	Memo	Split	Debit	Credit	Balance
General Journal	05/08/2017	170507	Navitas TN NG LLC ...	Jellico gas bill	812 · Gas use...		32.12	62,538.91
General Journal	05/08/2017	170508	Navitas TN NG LLC ...	Reconnect La...	488.00 · Penalt...	50.00		62,588.91
Payment	05/09/2017	Batch ...	Navitas TN NG LLC ...		1107 · Checkin...		290.42	62,298.49
Check	05/09/2017	1314	Navitas TN NG LLC ...	Meter deposit...	1107 · Checkin...	9.89		62,308.38
Payment	05/11/2017	Batch ...	Navitas TN NG LLC ...		1107 · Checkin...		203.99	62,104.39
Payment	05/11/2017	Batch ...	Navitas TN NG LLC ...		1125 · Checkin...		715.99	61,388.40
Payment	05/12/2017	Batch ...	Navitas TN NG LLC ...		1107 · Checkin...		202.14	61,186.26
Payment	05/12/2017	Batch ...	Navitas TN NG LLC ...		1107 · Checkin...		140.73	61,045.53
Payment	05/15/2017	Batch ...	Navitas TN NG LLC ...		1107 · Checkin...		5,541.33	55,504.20
Payment	05/15/2017	Batch ...	Navitas TN NG LLC ...		1107 · Checkin...		81.44	55,422.76
Payment	05/16/2017	Batch ...	Navitas TN NG LLC ...		1107 · Checkin...		972.08	54,450.68
Payment	05/16/2017	Batch ...	Navitas TN NG LLC ...		1107 · Checkin...		18.45	54,432.23
Payment	05/17/2017	Batch ...	Navitas TN NG LLC ...		1107 · Checkin...		107.98	54,324.25
Payment	05/17/2017	Batch ...	Navitas TN NG LLC ...		1107 · Checkin...		178.01	54,146.24
Payment	05/18/2017	Batch ...	Navitas TN NG LLC ...		1107 · Checkin...		14,027.01	40,119.23
Payment	05/18/2017	Batch ...	Navitas TN NG LLC ...		1107 · Checkin...		94.64	40,024.59
Payment	05/18/2017	Batch ...	Navitas TN NG LLC ...		1125 · Checkin...		46.21	39,978.38
Payment	05/19/2017	Batch ...	Navitas TN NG LLC ...		1107 · Checkin...		900.24	39,078.14
Payment	05/19/2017	Batch ...	Navitas TN NG LLC ...		1107 · Checkin...		104.01	38,974.13
Deposit	05/22/2017	ACH	Navitas TN NG LLC ...	Bank Draft	1107 · Checkin...		4,618.57	34,355.56
Payment	05/22/2017	Batch ...	Navitas TN NG LLC ...		1107 · Checkin...		5,559.39	28,796.17
Payment	05/22/2017	Batch ...	Navitas TN NG LLC ...		1107 · Checkin...		497.34	28,298.83
Payment	05/22/2017	Batch ...	Navitas TN NG LLC ...		1125 · Checkin...		203.50	28,095.33
Payment	05/22/2017	Batch ...	Navitas TN NG LLC ...		1125 · Checkin...		192.63	27,902.70
Payment	05/23/2017	Batch ...	Navitas TN NG LLC ...		1107 · Checkin...		1,757.43	26,145.27
Payment	05/23/2017	Batch ...	Navitas TN NG LLC ...		1107 · Checkin...		139.45	26,005.82
Payment	05/24/2017	Batch ...	Navitas TN NG LLC ...		1107 · Checkin...		69.40	25,936.42
Payment	05/24/2017	Batch ...	Navitas TN NG LLC ...		1107 · Checkin...		32.87	25,903.55
Payment	05/25/2017	Batch ...	Navitas TN NG LLC ...		1107 · Checkin...		1,025.64	24,877.91
Payment	05/25/2017	Batch ...	Navitas TN NG LLC ...		1125 · Checkin...		76.74	24,801.17
Payment	05/26/2017	Batch ...	Navitas TN NG LLC ...		1107 · Checkin...		1,690.24	23,110.93
Payment	05/26/2017	Batch ...	Navitas TN NG LLC ...		1107 · Checkin...		231.87	22,879.06
Payment	05/26/2017	Batch ...	Navitas TN NG LLC ...		1125 · Checkin...		83.48	22,795.58
Payment	05/30/2017	Batch ...	Navitas TN NG LLC ...		1107 · Checkin...		445.35	22,350.23
Payment	05/30/2017	Batch ...	Navitas TN NG LLC ...		1107 · Checkin...		1,112.20	21,238.03
Payment	05/30/2017	Batch ...	Navitas TN NG LLC ...		1125 · Checkin...		253.03	20,985.00
Payment	05/30/2017	Batch ...	Navitas TN NG LLC ...		1125 · Checkin...		51.04	20,933.96
Payment	05/30/2017	Batch ...	Navitas TN NG LLC ...		1125 · Checkin...		39.45	20,894.51
Payment	05/30/2017	Batch ...	Navitas TN NG LLC ...		1125 · Checkin...		846.13	20,048.38
Payment	05/31/2017	Batch ...	Navitas TN NG LLC ...		1125 · Checkin...		66.07	19,982.31
Payment	05/31/2017	Batch ...	Navitas TN NG LLC ...		1107 · Checkin...		285.49	19,696.82
Payment	05/31/2017	Batch ...	Navitas TN NG LLC ...		1107 · Checkin...		17.49	19,679.33
General Journal	05/31/2017	170531	Navitas TN NG LLC ...	Mallie Penticu...	1107 · Checkin...	153.25		19,832.58
General Journal	05/31/2017	170605	Navitas TN NG LLC ...		480.01 · Resid...	35,007.88		54,840.46
General Journal	05/31/2017	170606	Navitas TN NG LLC ...	penalty calcul...	488.00 · Penalt...	838.72		55,679.18
Payment	06/01/2017	Batch ...	Navitas TN NG LLC ...		1107 · Checkin...		194.86	55,484.32
Payment	06/02/2017	Btch 1...	Navitas TN NG LLC ...		1107 · Checkin...		286.10	55,198.22
Payment	06/02/2017	Batch ...	Navitas TN NG LLC ...		1107 · Checkin...		2,638.75	52,559.47
Payment	06/05/2017	Batch ...	Navitas TN NG LLC ...		1107 · Checkin...		1,045.70	51,513.77

Navitas TN NG, LLC
General Ledger
As of December 31, 2017

Type	Date	Num	Name	Memo	Split	Debit	Credit	Balance
Payment	06/05/2017	Batch ...	Navitas TN NG LLC ...		1107 · Checkin...		644.97	50,868.80
Payment	06/06/2017	Batch ...	Navitas TN NG LLC ...		1107 · Checkin...		143.43	50,725.37
Payment	06/06/2017	Batch ...	Navitas TN NG LLC ...		1107 · Checkin...		190.00	50,535.37
General Journal	06/06/2017	170532	Navitas TN NG LLC ...	Dobson Reco...	488.00 · Penalt...	25.00		50,560.37
General Journal	06/07/2017	170604	Navitas TN NG LLC ...	Jellico gas bill	812 · Gas use...		9.00	50,551.37
Check	06/07/2017	1320	Navitas TN NG LLC ...	Meter deposit...	1107 · Checkin...	150.97		50,702.34
Payment	06/07/2017	Batch ...	Navitas TN NG LLC ...		1107 · Checkin...		130.17	50,572.17
General Journal	06/08/2017	170607	Navitas TN NG LLC ...	Adjust Level ...	2415 · Level P...		2,634.00	47,938.17
Payment	06/08/2017	Batch ...	Navitas TN NG LLC ...		1107 · Checkin...		81.83	47,856.34
Payment	06/09/2017	Batch ...	Navitas TN NG LLC ...		1107 · Checkin...		40.00	47,816.34
Payment	06/09/2017	Batch ...	Navitas TN NG LLC ...		1125 · Checkin...		269.67	47,546.67
Payment	06/12/2017	Batch ...	Navitas TN NG LLC ...		1107 · Checkin...		37.12	47,509.55
Payment	06/13/2017	Batch ...	Navitas TN NG LLC ...		1107 · Checkin...		132.80	47,376.75
General Journal	06/13/2017	170608	Navitas TN NG LLC ...	Lonnie Jones ...	2413 · Custom...		203.92	47,172.83
Check	06/13/2017	1322	Navitas TN NG LLC ...	Refund credit ...	1107 · Checkin...	38.00		47,210.83
Payment	06/13/2017	Batch ...	Navitas TN NG LLC ...		1107 · Checkin...		254.29	46,956.54
Payment	06/14/2017	Batch ...	Navitas TN NG LLC ...		1107 · Checkin...		79.40	46,877.14
Payment	06/15/2017	Batch ...	Navitas TN NG LLC ...		1107 · Checkin...		60.00	46,817.14
Payment	06/15/2017	Batch ...	Navitas TN NG LLC ...		1107 · Checkin...		1,187.08	45,630.06
Payment	06/16/2017	Batch ...	Navitas TN NG LLC ...		1107 · Checkin...		850.41	44,779.65
Payment	06/16/2017	Batch ...	Navitas TN NG LLC ...		1107 · Checkin...		31.74	44,747.91
Payment	06/19/2017	Batch ...	Navitas TN NG LLC ...		1107 · Checkin...		72.15	44,675.76
Payment	06/19/2017	Batch ...	Navitas TN NG LLC ...		1107 · Checkin...		5,919.78	38,755.98
Payment	06/19/2017	Batch ...	Navitas TN NG LLC ...		1125 · Checkin...		85.09	38,670.89
Payment	06/19/2017	Batch ...	Navitas TN NG LLC ...		1125 · Checkin...		78.09	38,592.80
Deposit	06/20/2017	ACH	Navitas TN NG LLC ...	Bank Draft	1107 · Checkin...		4,270.45	34,322.35
Payment	06/20/2017	Batch ...	Navitas TN NG LLC ...		1125 · Checkin...		115.31	34,207.04
Payment	06/20/2017	Batch ...	Navitas TN NG LLC ...		1107 · Checkin...		981.00	33,226.04
Payment	06/20/2017	Batch ...	Navitas TN NG LLC ...		1107 · Checkin...		40.00	33,186.04
Payment	06/21/2017	Batch ...	Navitas TN NG LLC ...		1107 · Checkin...		9.00	33,177.04
Payment	06/22/2017	Batch ...	Navitas TN NG LLC ...		1107 · Checkin...		111.00	33,066.04
Payment	06/22/2017	Batch ...	Navitas TN NG LLC ...		1107 · Checkin...		1,015.53	32,050.51
Payment	06/22/2017	Batch ...	Navitas TN NG LLC ...		1125 · Checkin...		47.74	32,002.77
Payment	06/23/2017	Batch ...	Navitas TN NG LLC ...		1125 · Checkin...		28.84	31,973.93
Payment	06/23/2017	Batch ...	Navitas TN NG LLC ...		1107 · Checkin...		496.22	31,477.71
Payment	06/26/2017	Batch ...	Navitas TN NG LLC ...		1125 · Checkin...		116.26	31,361.45
Payment	06/26/2017	Batch ...	Navitas TN NG LLC ...		1107 · Checkin...		13,324.02	18,037.43
Payment	06/26/2017	Batch ...	Navitas TN NG LLC ...		1107 · Checkin...		20.13	18,017.30
Payment	06/27/2017	Batch ...	Navitas TN NG LLC ...		1107 · Checkin...		186.74	17,830.56
Payment	06/27/2017	Batch ...	Navitas TN NG LLC ...		1107 · Checkin...		126.16	17,704.40
Payment	06/27/2017	Batch ...	Navitas TN NG LLC ...		1125 · Checkin...		212.94	17,491.46
Payment	06/29/2017	Batch ...	Navitas TN NG LLC ...		1107 · Checkin...		134.32	17,357.14
Payment	06/29/2017	Batch ...	Navitas TN NG LLC ...		1107 · Checkin...		325.33	17,031.81
Payment	06/29/2017	Batch ...	Navitas TN NG LLC ...		1125 · Checkin...		32.87	16,998.94
Payment	06/29/2017	Batch ...	Navitas TN NG LLC ...		1125 · Checkin...		536.39	16,462.55
Payment	06/30/2017	Batch ...	Navitas TN NG LLC ...		1107 · Checkin...		73.87	16,388.68
General Journal	06/30/2017	170704	Navitas TN NG LLC ...	penalty cald	488.00 · Penalt...	905.85		17,294.53
General Journal	06/30/2017	170705	Navitas TN NG LLC ...		480.01 · Resid...	25,405.75		42,700.28
Payment	06/30/2017	Batch ...	Navitas TN NG LLC ...		1125 · Checkin...		142.65	42,557.63

Navitas TN NG, LLC
General Ledger
As of December 31, 2017

Type	Date	Num	Name	Memo	Split	Debit	Credit	Balance
Payment	07/03/2017	Batch ...	Navitas TN NG LLC ...		1107 · Checkin...		619.71	41,937.92
Payment	07/05/2017	Batch ...	Navitas TN NG LLC ...		1107 · Checkin...		97.72	41,840.20
Payment	07/05/2017	Batch ...	Navitas TN NG LLC ...		1107 · Checkin...		179.00	41,661.20
Payment	07/05/2017	Batch ...	Navitas TN NG LLC ...		1107 · Checkin...		606.07	41,055.13
Payment	07/06/2017	Batch ...	Navitas TN NG LLC ...		1107 · Checkin...		492.41	40,562.72
General Journal	07/07/2017	170706	Navitas TN NG LLC ...	Adjust level p...	2415 · Level P...	1,261.02		41,823.74
Payment	07/07/2017	Batch ...	Navitas TN NG LLC ...		1107 · Checkin...		50.81	41,772.93
General Journal	07/08/2017	170707	Navitas TN NG LLC ...	Jellico gas bill	812 · Gas use...		9.00	41,763.93
Payment	07/10/2017	Batch ...	Navitas TN NG LLC ...		1107 · Checkin...		3,291.40	38,472.53
Payment	07/10/2017	Batch ...	Navitas TN NG LLC ...		1125 · Checkin...		1,522.56	36,949.97
Payment	07/10/2017	Batch ...	Navitas TN NG LLC ...		1107 · Checkin...		73.04	36,876.93
Payment	07/12/2017	Batch ...	Navitas TN NG LLC ...		1107 · Checkin...		108.57	36,768.36
Payment	07/13/2017	Batch ...	Navitas TN NG LLC ...		1107 · Checkin...		60.00	36,708.36
Payment	07/13/2017	Batch ...	Navitas TN NG LLC ...		1107 · Checkin...		140.42	36,567.94
Payment	07/14/2017	Batch ...	Navitas TN NG LLC ...		1107 · Checkin...		833.85	35,734.09
Payment	07/14/2017	Batch ...	Navitas TN NG LLC ...		1107 · Checkin...		71.71	35,662.38
Payment	07/14/2017	Batch ...	Navitas TN NG LLC ...		1125 · Checkin...		25.06	35,637.32
Payment	07/17/2017	Batch ...	Navitas TN NG LLC ...		1125 · Checkin...		33.38	35,603.94
Payment	07/17/2017	Batch ...	Navitas TN NG LLC ...		1125 · Checkin...		9.00	35,594.94
Payment	07/17/2017	BAtch ...	Navitas TN NG LLC ...		1125 · Checkin...		8.37	35,586.57
Payment	07/17/2017	Batch ...	Navitas TN NG LLC ...		1107 · Checkin...		3,042.93	32,543.64
Payment	07/17/2017	Batch ...	Navitas TN NG LLC ...		1107 · Checkin...		100.00	32,443.64
Payment	07/18/2017	Batch ...	Navitas TN NG LLC ...		1107 · Checkin...		40.19	32,403.45
Payment	07/18/2017	Batch ...	Navitas TN NG LLC ...		1107 · Checkin...		468.83	31,934.62
Payment	07/19/2017	Batch ...	Navitas TN NG LLC ...		1107 · Checkin...		9.00	31,925.62
Payment	07/19/2017	Batch ...	Navitas TN NG LLC ...		1107 · Checkin...		46.98	31,878.64
Deposit	07/20/2017	ACH	Navitas TN NG LLC ...	Bank Draft	1107 · Checkin...		3,789.15	28,089.49
Payment	07/20/2017	Batch ...	Navitas TN NG LLC ...		1107 · Checkin...		37.37	28,052.12
Payment	07/20/2017	Batch ...	Navitas TN NG LLC ...		1107 · Checkin...		928.62	27,123.50
Payment	07/20/2017	Batch ...	Navitas TN NG LLC ...		1125 · Checkin...		46.68	27,076.82
Payment	07/21/2017	Batch ...	Navitas TN NG LLC ...		1107 · Checkin...		442.82	26,634.00
Payment	07/21/2017	Batch ...	Navitas TN NG LLC ...		1107 · Checkin...		358.58	26,275.42
Payment	07/21/2017	Batch ...	Navitas TN NG LLC ...		1125 · Checkin...		82.35	26,193.07
Payment	07/24/2017	Batch ...	Navitas TN NG LLC ...		1107 · Checkin...		183.38	26,009.69
Payment	07/24/2017	Batch ...	Navitas TN NG LLC ...		1107 · Checkin...		16,380.81	9,628.88
Payment	07/24/2017	Batch ...	Navitas TN NG LLC ...		1125 · Checkin...		9.00	9,619.88
Payment	07/24/2017	Batch ...	Navitas TN NG LLC ...		1125 · Checkin...		52.14	9,567.74
Payment	07/25/2017	Batch ...	Navitas TN NG LLC ...		1107 · Checkin...		69.63	9,498.11
Payment	07/25/2017	Batch ...	Navitas TN NG LLC ...		1107 · Checkin...		17.49	9,480.62
General Journal	07/25/2017	170709	Navitas TN NG LLC ...	Reconnects T...	488.00 · Penalt...	50.00		9,530.62
Payment	07/26/2017	Batch ...	Navitas TN NG LLC ...		1107 · Checkin...		34.06	9,496.56
Payment	07/27/2017	Batch ...	Navitas TN NG LLC ...		1107 · Checkin...		411.34	9,085.22
Payment	07/27/2017	Batch ...	Navitas TN NG LLC ...		1107 · Checkin...		151.58	8,933.64
Payment	07/27/2017	Batch ...	Navitas TN NG LLC ...		1125 · Checkin...		9.00	8,924.64
Payment	07/28/2017	Batch ...	Navitas TN NG LLC ...		1107 · Checkin...		130.37	8,794.27
Payment	07/28/2017	Batch ...	Navitas TN NG LLC ...		1107 · Checkin...		99.41	8,694.86
Payment	07/28/2017	Batch ...	Navitas TN NG LLC ...		1125 · Checkin...		686.89	8,007.97
Payment	07/28/2017	Batch ...	Navitas TN NG LLC ...		1125 · Checkin...		100.00	7,907.97
Payment	07/31/2017	Batch ...	Navitas TN NG LLC ...		1125 · Checkin...		41.36	7,866.61

Navitas TN NG, LLC
General Ledger
As of December 31, 2017

Type	Date	Num	Name	Memo	Split	Debit	Credit	Balance
Payment	07/31/2017	Batch ...	Navitas TN NG LLC ...		1125 · Checkin...		54.38	7,812.23
Payment	07/31/2017	Batch ...	Navitas TN NG LLC ...		1107 · Checkin...		558.30	7,253.93
Payment	07/31/2017	Batch ...	Navitas TN NG LLC ...		1107 · Checkin...		79.24	7,174.69
General Journal	07/31/2017	170713	Navitas TN NG LLC ...	penalty calc	488.00 · Penalt...	684.04		7,858.73
General Journal	07/31/2017	170714	Navitas TN NG LLC ...		480.01 · Resid...	21,475.94		29,334.67
Payment	07/31/2017	Batch ...	Navitas TN NG LLC ...		1125 · Checkin...		58.45	29,276.22
Payment	08/01/2017	Batch ...	Navitas TN NG LLC ...		1107 · Checkin...		75.20	29,201.02
Payment	08/01/2017	Batch ...	Navitas TN NG LLC ...		1107 · Checkin...		104.51	29,096.51
Payment	08/02/2017	Batch ...	Navitas TN NG LLC ...		1107 · Checkin...		21.74	29,074.77
Payment	08/02/2017	Batch ...	Navitas TN NG LLC ...		1107 · Checkin...		319.16	28,755.61
Payment	08/03/2017	Batch ...	Navitas TN NG LLC ...		1107 · Checkin...		18.00	28,737.61
Payment	08/04/2017	Batch ...	Navitas TN NG LLC ...		1107 · Checkin...		273.32	28,464.29
Payment	08/04/2017	Batch ...	Navitas TN NG LLC ...		1107 · Checkin...		236.94	28,227.35
General Journal	08/04/2017	170710	Navitas TN NG LLC ...	Betty A Hill re...	488.00 · Penalt...	25.00		28,252.35
Payment	08/07/2017	Batch ...	Navitas TN NG LLC ...		1107 · Checkin...		109.00	28,143.35
Payment	08/07/2017	Batch ...	Navitas TN NG LLC ...		1107 · Checkin...		270.41	27,872.94
Payment	08/07/2017	Batch ...	Navitas TN NG LLC ...		1125 · Checkin...		23.70	27,849.24
General Journal	08/08/2017	170711	Navitas TN NG LLC ...	Jellico gas bill	812 · Gas use...		9.00	27,840.24
General Journal	08/08/2017	170712	Navitas TN NG LLC ...	adj level pay	2415 · Level P...	2,245.77		30,086.01
Payment	08/09/2017	Batch ...	Navitas TN NG LLC ...		1107 · Checkin...		50.00	30,036.01
General Journal	08/09/2017	170715	Navitas TN NG LLC ...	Final bills (pa...	2413 · Custom...		822.14	29,213.87
Payment	08/10/2017	Batch ...	Navitas TN NG LLC ...		1107 · Checkin...		35.40	29,178.47
Payment	08/10/2017	Batch ...	Navitas TN NG LLC ...		1107 · Checkin...		74.90	29,103.57
Payment	08/14/2017	Batch ...	Navitas TN NG LLC ...		1107 · Checkin...		435.34	28,668.23
Payment	08/14/2017	Batch ...	Navitas TN NG LLC ...		1107 · Checkin...		260.79	28,407.44
Payment	08/15/2017	Batch ...	Navitas TN NG LLC ...		1107 · Checkin...		235.88	28,171.56
Payment	08/15/2017	Batch ...	Navitas TN NG LLC ...		1107 · Checkin...		403.09	27,768.47
General Journal	08/15/2017	170716	Navitas TN NG LLC ...	Final bill Autu...	480.01 · Resid...		174.98	27,593.49
Check	08/15/2017	1332	Navitas TN NG LLC ...	Meter deposit...	1107 · Checkin...	191.04		27,784.53
Payment	08/17/2017	Batch ...	Navitas TN NG LLC ...		1107 · Checkin...		1,685.15	26,099.38
Payment	08/17/2017	Batch ...	Navitas TN NG LLC ...		1107 · Checkin...		9.00	26,090.38
Payment	08/17/2017	Batch ...	Navitas TN NG LLC ...		1125 · Checkin...		31.70	26,058.68
Payment	08/17/2017	Batch ...	Navitas TN NG LLC ...		1125 · Checkin...		9.00	26,049.68
Payment	08/18/2017	Batch ...	Navitas TN NG LLC ...		1125 · Checkin...		69.00	25,980.68
Payment	08/18/2017	Batch ...	Navitas TN NG LLC ...		1107 · Checkin...		3,502.86	22,477.82
Deposit	08/21/2017	ACH	Navitas TN NG LLC ...	Bank Draft	1107 · Checkin...		3,047.36	19,430.46
Payment	08/21/2017	Batch ...	Navitas TN NG LLC ...		1107 · Checkin...		2,978.89	16,451.57
Payment	08/21/2017	Batch ...	Navitas TN NG LLC ...		1107 · Checkin...		131.61	16,319.96
Payment	08/21/2017	Batch ...	Navitas TN NG LLC ...		1125 · Checkin...		55.62	16,264.34
Payment	08/21/2017	Batch ...	Navitas TN NG LLC ...		1125 · Checkin...		62.04	16,202.30
Payment	08/22/2017	Batch ...	Navitas TN NG LLC ...		1107 · Checkin...		192.61	16,009.69
Payment	08/22/2017	Batch ...	Navitas TN NG LLC ...		1107 · Checkin...		23.87	15,985.82
General Journal	08/23/2017	170732	Navitas TN NG LLC ...	Walk by Faith...	2413 · Custom...		214.62	15,771.20
Check	08/23/2017	1338	Navitas TN NG LLC ...	Meter deposit...	1107 · Checkin...	172.96		15,944.16
Payment	08/23/2017	Batch ...	Navitas TN NG LLC ...		1107 · Checkin...		83.22	15,860.94
General Journal	08/23/2017	170733	Navitas TN NG LLC ...	Heritage Pizz...	481.11 · Com...	275.50		16,136.44
Payment	08/24/2017	Batch ...	Navitas TN NG LLC ...		1107 · Checkin...		11,422.37	4,714.07
Payment	08/24/2017	Batch ...	Navitas TN NG LLC ...		1107 · Checkin...		259.00	4,455.07
Payment	08/25/2017	Batch ...	Navitas TN NG LLC ...		1107 · Checkin...		40.00	4,415.07

Navitas TN NG, LLC
General Ledger
As of December 31, 2017

Type	Date	Num	Name	Memo	Split	Debit	Credit	Balance
Payment	08/25/2017	Batch ...	Navitas TN NG LLC ...		1107 · Checkin...		1,449.74	2,965.33
Payment	08/25/2017	Batch ...	Navitas TN NG LLC ...		1125 · Checkin...		18.00	2,947.33
Payment	08/25/2017	Batch ...	Navitas TN NG LLC ...		1125 · Checkin...		50.95	2,896.38
Payment	08/28/2017	Batch ...	Navitas TN NG LLC ...		1125 · Checkin...		284.50	2,611.88
Payment	08/28/2017	Batch ...	Navitas TN NG LLC ...		1107 · Checkin...		394.32	2,217.56
Payment	08/28/2017	Batch ...	Navitas TN NG LLC ...		1107 · Checkin...		70.50	2,147.06
Payment	08/28/2017	Batch ...	Navitas TN NG LLC ...		1125 · Checkin...		9.00	2,138.06
Payment	08/29/2017	Batch ...	Navitas TN NG LLC ...		1107 · Checkin...		299.28	1,838.78
Payment	08/29/2017	Batch ...	Navitas TN NG LLC ...		1125 · Checkin...		37.01	1,801.77
Payment	08/30/2017	Batch ...	Navitas TN NG LLC ...		1107 · Checkin...		131.02	1,670.75
Payment	08/30/2017	Batch ...	Navitas TN NG LLC ...		1125 · Checkin...		9.00	1,661.75
Payment	08/31/2017	Batch ...	Navitas TN NG LLC ...		1107 · Checkin...		168.16	1,493.59
Payment	08/31/2017	Batch ...	Navitas TN NG LLC ...		1125 · Checkin...		20.00	1,473.59
Payment	08/31/2017	Batch ...	Navitas TN NG LLC ...		1125 · Checkin...		621.74	851.85
General Journal	08/31/2017	170908	Navitas TN NG LLC ...	9/7/2017 billing	480.01 · Resid...	23,202.56		24,054.41
General Journal	08/31/2017	170909	Navitas TN NG LLC ...	penalty calc	488.00 · Penalt...	436.29		24,490.70
Payment	09/01/2017	Batch ...	Navitas TN NG LLC ...		1107 · Checkin...		263.73	24,226.97
Payment	09/01/2017	Batch ...	Navitas TN NG LLC ...		1107 · Checkin...		330.03	23,896.94
Payment	09/05/2017	Batch ...	Navitas TN NG LLC ...		1107 · Checkin...		182.55	23,714.39
Payment	09/05/2017	Batch ...	Navitas TN NG LLC ...		1107 · Checkin...		494.74	23,219.65
General Journal	09/05/2017	170803	Navitas TN NG LLC ...	Wilene Hicks,...	480.02 · Resid...	9.00		23,228.65
Payment	09/06/2017	Batch ...	Navitas TN NG LLC ...		1107 · Checkin...		25.00	23,203.65
Payment	09/06/2017	Batch ...	Navitas TN NG LLC ...		1107 · Checkin...		104.00	23,099.65
Payment	09/07/2017	Batch ...	Navitas TN NG LLC ...		1107 · Checkin...		9.00	23,090.65
General Journal	09/07/2017	170907	Navitas TN NG LLC ...	adj level pay ...	2415 · Level P...	2,048.00		25,138.65
Payment	09/08/2017	Batch ...	Navitas TN NG LLC ...		1107 · Checkin...		83.04	25,055.61
Payment	09/11/2017	Batch ...	Navitas TN NG LLC ...		1107 · Checkin...		117.53	24,938.08
Payment	09/11/2017	Batch ...	Navitas TN NG LLC ...		1107 · Checkin...		52.08	24,886.00
General Journal	09/12/2017	170906	Navitas TN NG LLC ...	Jellico gas bill	812 · Gas use...		9.00	24,877.00
Payment	09/12/2017	Batch ...	Navitas TN NG LLC ...		1107 · Checkin...		18.00	24,859.00
Payment	09/12/2017	Batch ...	Navitas TN NG LLC ...		1107 · Checkin...		66.80	24,792.20
Payment	09/13/2017	Batch ...	Navitas TN NG LLC ...		1107 · Checkin...		33.37	24,758.83
Payment	09/14/2017	Batch ...	Navitas TN NG LLC ...		1107 · Checkin...		500.75	24,258.08
Check	09/14/2017	1341	Navitas TN NG LLC ...	Refund credit ...	1107 · Checkin...	980.40		25,238.48
Payment	09/15/2017	Batch ...	Navitas TN NG LLC ...		1107 · Checkin...		632.13	24,606.35
General Journal	09/15/2017	170632	Navitas TN NG LLC ...	J Trammell re...	488.00 · Penalt...	25.00		24,631.35
Payment	09/18/2017	Batch ...	Navitas TN NG LLC ...		1107 · Checkin...		29.32	24,602.03
Payment	09/18/2017	Batch ...	Navitas TN NG LLC ...		1125 · Checkin...		77.44	24,524.59
Payment	09/18/2017	Batch ...	Navitas TN NG LLC ...		1107 · Checkin...		10,725.77	13,798.82
Payment	09/18/2017	Batch ...	Navitas TN NG LLC ...		1125 · Checkin...		88.99	13,709.83
Payment	09/19/2017	Batch ...	Navitas TN NG LLC ...		1107 · Checkin...		76.63	13,633.20
Payment	09/19/2017	Batch ...	Navitas TN NG LLC ...		1107 · Checkin...		17.49	13,615.71
Deposit	09/20/2017	ACH	Navitas TN NG LLC ...	Bank Draft	1107 · Checkin...		3,351.04	10,264.67
Payment	09/20/2017	Batch ...	Navitas TN NG LLC ...		1107 · Checkin...		56.74	10,207.93
Payment	09/20/2017	Batch ...	Navitas TN NG LLC ...		1107 · Checkin...		9.00	10,198.93
Payment	09/21/2017	Batch ...	Navitas TN NG LLC ...		1107 · Checkin...		748.63	9,450.30
Payment	09/21/2017	Batch ...	Navitas TN NG LLC ...		1107 · Checkin...		18.45	9,431.85
Payment	09/21/2017	Batch ...	Navitas TN NG LLC ...		1125 · Checkin...		222.00	9,209.85
Payment	09/22/2017	Batch ...	Navitas TN NG LLC ...		1107 · Checkin...		262.48	8,947.37

Navitas TN NG, LLC
General Ledger
As of December 31, 2017

Type	Date	Num	Name	Memo	Split	Debit	Credit	Balance
Payment	09/22/2017	Batch ...	Navitas TN NG LLC ...		1107 · Checkin...		518.29	8,429.08
General Journal	09/25/2017	170631	Navitas TN NG LLC ...	Bad debt writ...	904 · Bad Debt		555.69	7,873.39
Payment	09/25/2017	Batch ...	Navitas TN NG LLC ...		1107 · Checkin...		2,351.53	5,521.86
Payment	09/25/2017	Batch ...	Navitas TN NG LLC ...		1125 · Checkin...		53.35	5,468.51
Payment	09/25/2017	Batch ...	Navitas TN NG LLC ...		1125 · Checkin...		21.74	5,446.77
Payment	09/25/2017	Batch ...	Navitas TN NG LLC ...		1125 · Checkin...		18.00	5,428.77
Payment	09/26/2017	Batch ...	Navitas TN NG LLC ...		1107 · Checkin...		74.37	5,354.40
Payment	09/27/2017	Batch ...	Navitas TN NG LLC ...		1107 · Checkin...		9.00	5,345.40
Payment	09/27/2017	Batch ...	Navitas TN NG LLC ...		1125 · Checkin...		9.00	5,336.40
Payment	09/28/2017	Batch ...	Navitas TN NG LLC ...		1107 · Checkin...		153.12	5,183.28
Payment	09/28/2017	Batch ...	Navitas TN NG LLC ...		1125 · Checkin...		9.00	5,174.28
General Journal	09/28/2017	170633	Navitas TN NG LLC ...	Karen Howar...	904 · Bad Debt	326.44		5,500.72
Payment	09/28/2017	Batch ...	Navitas TN NG LLC ...		1125 · Checkin...		363.22	5,137.50
Payment	09/29/2017	Batch ...	Navitas TN NG LLC ...		1107 · Checkin...		128.93	5,008.57
Payment	09/29/2017	Batch ...	Navitas TN NG LLC ...		1125 · Checkin...		64.68	4,943.89
General Journal	09/30/2017	171005	Navitas TN NG LLC ...		480.01 · Resid...	25,108.08		30,051.97
General Journal	09/30/2017	171006	Navitas TN NG LLC ...	penalty calcul...	488.00 · Penalt...	567.42		30,619.39
General Journal	10/01/2017	171001	Navitas TN NG LLC ...	Customer dep...	1125 · Checkin...	500.00		31,119.39
Payment	10/02/2017	Batch ...	Navitas TN NG LLC ...		1107 · Checkin...		1,155.58	29,963.81
Payment	10/02/2017	Batch ...	Navitas TN NG LLC ...		1107 · Checkin...		209.71	29,754.10
Payment	10/02/2017	Batch ...	Navitas TN NG LLC ...		1107 · Checkin...		381.79	29,372.31
Payment	10/03/2017	Batch ...	Navitas TN NG LLC ...		1107 · Checkin...		296.49	29,075.82
Payment	10/03/2017	Batch ...	Navitas TN NG LLC ...		1107 · Checkin...		9.00	29,066.82
Payment	10/04/2017	Batch ...	Navitas TN NG LLC ...		1107 · Checkin...		359.32	28,707.50
Payment	10/05/2017	Batch ...	Navitas TN NG LLC ...		1107 · Checkin...		31.45	28,676.05
General Journal	10/05/2017	171003	Navitas TN NG LLC ...	Jim Whitaker ...	904 · Bad Debt	897.14		29,573.19
Payment	10/06/2017	Batch ...	Navitas TN NG LLC ...		1107 · Checkin...		651.87	28,921.32
Payment	10/06/2017	Batch ...	Navitas TN NG LLC ...		1107 · Checkin...		600.00	28,321.32
Payment	10/09/2017	Batch ...	Navitas TN NG LLC ...		1107 · Checkin...		242.97	28,078.35
Payment	10/10/2017	Batch ...	Navitas TN NG LLC ...		1107 · Checkin...		9.00	28,069.35
Payment	10/10/2017	Batch ...	Navitas TN NG LLC ...		1107 · Checkin...		8,539.62	19,529.73
Payment	10/10/2017	Batch ...	Navitas TN NG LLC ...		1125 · Checkin...		66.82	19,462.91
Payment	10/10/2017	Batch ...	Navitas TN NG LLC ...		1125 · Checkin...		38.79	19,424.12
General Journal	10/10/2017	171004	Navitas TN NG LLC ...	Jellico gas bill	812 · Gas use...		9.00	19,415.12
Payment	10/11/2017	Batch ...	Navitas TN NG LLC ...		1107 · Checkin...		20.00	19,395.12
Payment	10/12/2017	Batch ...	Navitas TN NG LLC ...		1107 · Checkin...		69.33	19,325.79
Payment	10/13/2017	Batch ...	Navitas TN NG LLC ...		1107 · Checkin...		9.92	19,315.87
Payment	10/13/2017	Batch ...	Navitas TN NG LLC ...		1125 · Checkin...		9.45	19,306.42
Payment	10/16/2017	Batch ...	Navitas TN NG LLC ...		1107 · Checkin...		246.66	19,059.76
Payment	10/16/2017	Batch ...	Navitas TN NG LLC ...		1107 · Checkin...		13.15	19,046.61
Payment	10/17/2017	Batch ...	Navitas TN NG LLC ...		1107 · Checkin...		18.00	19,028.61
Payment	10/17/2017	Batch ...	Navitas TN NG LLC ...		1107 · Checkin...		741.41	18,287.20
Payment	10/18/2017	Batch ...	Navitas TN NG LLC ...		1107 · Checkin...		40.19	18,247.01
Payment	10/18/2017	Batch ...	Navitas TN NG LLC ...		1107 · Checkin...		28.37	18,218.64
Payment	10/19/2017	Batch ...	Navitas TN NG LLC ...		1107 · Checkin...		59.37	18,159.27
Payment	10/19/2017	Batch ...	Navitas TN NG LLC ...		1107 · Checkin...		729.80	17,429.47
Payment	10/19/2017	Batch ...	Navitas TN NG LLC ...		1125 · Checkin...		17.49	17,411.98
Deposit	10/20/2017	ACH	Navitas TN NG LLC ...	Bank Draft	1107 · Checkin...		3,368.58	14,043.40
Payment	10/20/2017	Batch ...	Navitas TN NG LLC ...		1125 · Checkin...		30.74	14,012.66

Navitas TN NG, LLC
General Ledger
As of December 31, 2017

Type	Date	Num	Name	Memo	Split	Debit	Credit	Balance
Payment	10/20/2017	Batch ...	Navitas TN NG LLC ...		1107 · Checkin...		284.49	13,728.17
Payment	10/20/2017	Batch ...	Navitas TN NG LLC ...		1107 · Checkin...		96.23	13,631.94
Payment	10/23/2017	Batch ...	Navitas TN NG LLC ...		1107 · Checkin...		5,609.49	8,022.45
Payment	10/23/2017	Batch ...	Navitas TN NG LLC ...		1125 · Checkin...		119.12	7,903.33
Payment	10/23/2017	Batch ...	Navitas TN NG LLC ...		1125 · Checkin...		30.50	7,872.83
Payment	10/23/2017	Batch ...	Navitas TN NG LLC ...		1107 · Checkin...		9.00	7,863.83
Payment	10/24/2017	Batch ...	Navitas TN NG LLC ...		1107 · Checkin...		1,016.54	6,847.29
Payment	10/26/2017	Batch ...	Navitas TN NG LLC ...		1107 · Checkin...		758.29	6,089.00
Payment	10/26/2017	Batch ...	Navitas TN NG LLC ...		1125 · Checkin...		48.53	6,040.47
Payment	10/27/2017	Batch ...	Navitas TN NG LLC ...		1125 · Checkin...		44.49	5,995.98
Payment	10/27/2017	Batch ...	Navitas TN NG LLC ...		1107 · Checkin...		220.53	5,775.45
Payment	10/27/2017	Batch ...	Navitas TN NG LLC ...		1107 · Checkin...		282.52	5,492.93
Payment	10/27/2017	Batch ...	Navitas TN NG LLC ...		1125 · Checkin...		9.00	5,483.93
Payment	10/30/2017	Batch ...	Navitas TN NG LLC ...		1107 · Checkin...		1,467.09	4,016.84
Payment	10/30/2017	Batch ...	Navitas TN NG LLC ...		1107 · Checkin...		76.45	3,940.39
Payment	10/30/2017	Batch ...	Navitas TN NG LLC ...		1125 · Checkin...		101.77	3,838.62
Payment	10/30/2017	Batch ...	Navitas TN NG LLC ...		1125 · Checkin...		94.94	3,743.68
Payment	10/31/2017	Batch ...	Navitas TN NG LLC ...		1107 · Checkin...		186.94	3,556.74
Payment	10/31/2017	Batch ...	Navitas TN NG LLC ...		1107 · Checkin...		87.34	3,469.40
Payment	10/31/2017	Batch ...	Navitas TN NG LLC ...		1125 · Checkin...		61.74	3,407.66
General Journal	10/31/2017	171004	Navitas TN NG LLC ...	11/7 billing	480.01 · Resid...	37,063.47		40,471.13
General Journal	10/31/2017	171005	Navitas TN NG LLC ...	penalty calc 1...	488.00 · Penalt...	577.54		41,048.67
Payment	11/01/2017	Batch ...	Navitas TN NG LLC ...		1107 · Checkin...		112.79	40,935.88
Payment	11/02/2017	Batch ...	Navitas TN NG LLC ...		1107 · Checkin...		27.45	40,908.43
Payment	11/02/2017	Batch ...	Navitas TN NG LLC ...		1107 · Checkin...		259.48	40,648.95
General Journal	11/02/2017	4794	Navitas TN NG LLC ...	Rutherford co...	488.00 · Penalt...	25.00		40,673.95
Payment	11/03/2017	BAtch ...	Navitas TN NG LLC ...		1107 · Checkin...		177.78	40,496.17
Payment	11/03/2017	Batch ...	Navitas TN NG LLC ...		1107 · Checkin...		18.00	40,478.17
Payment	11/06/2017	Batch ...	Navitas TN NG LLC ...		1107 · Checkin...		700.07	39,778.10
Payment	11/06/2017	Batch ...	Navitas TN NG LLC ...		1107 · Checkin...		1,935.85	37,842.25
Payment	11/07/2017	Batch ...	Navitas TN NG LLC ...		1107 · Checkin...		252.88	37,589.37
Payment	11/07/2017	Batch ...	Navitas TN NG LLC ...		1107 · Checkin...		184.13	37,405.24
General Journal	11/08/2017	171002	Navitas TN NG LLC ...	Jellico gas bill	812 · Gas use...		11.86	37,393.38
General Journal	11/08/2017	171003	Navitas TN NG LLC ...	Katelynn Lea...	2413 · Custom...		207.08	37,186.30
General Journal	11/08/2017	171006	Navitas TN NG LLC ...	Adj level pay ...	2415 · Level P...	2,208.00		39,394.30
Payment	11/09/2017	Batch ...	Navitas TN NG LLC ...		1107 · Checkin...		19.46	39,374.84
Payment	11/09/2017	Batch ...	Navitas TN NG LLC ...		1107 · Checkin...		9.45	39,365.39
Payment	11/09/2017	Batch ...	Navitas TN NG LLC ...		1125 · Checkin...		178.25	39,187.14
Payment	11/10/2017	Batch ...	Navitas TN NG LLC ...		1107 · Checkin...		136.26	39,050.88
Payment	11/13/2017	Batch ...	Navitas TN NG LLC ...		1107 · Checkin...		106.52	38,944.36
Payment	11/14/2017	Batch ...	Navitas TN NG LLC ...		1107 · Checkin...		100.00	38,844.36
Payment	11/14/2017	Batch ...	Navitas TN NG LLC ...		1107 · Checkin...		23.29	38,821.07
Payment	11/16/2017	Batch ...	Navitas TN NG LLC ...		1107 · Checkin...		73.21	38,747.86
Payment	11/16/2017	Batch ...	Navitas TN NG LLC ...		1107 · Checkin...		216.55	38,531.31
Payment	11/17/2017	Batch ...	Navitas TN NG LLC ...		1107 · Checkin...		2,082.13	36,449.18
Payment	11/17/2017	Batch ...	Navitas TN NG LLC ...		1107 · Checkin...		205.14	36,244.04
General Journal	11/17/2017	171134	Navitas TN NG LLC ...	Byrd	2413 · Custom...	250.00		36,494.04
Deposit	11/20/2017	ACH	Navitas TN NG LLC ...	Bank Draft	1107 · Checkin...		4,124.87	32,369.17
Payment	11/20/2017	Batch ...	Navitas TN NG LLC ...		1107 · Checkin...		7,512.28	24,856.89

Navitas TN NG, LLC
General Ledger
As of December 31, 2017

Type	Date	Num	Name	Memo	Split	Debit	Credit	Balance
Payment	11/20/2017	Batch ...	Navitas TN NG LLC ...		1125 · Checkin...		21.55	24,835.34
Payment	11/20/2017	Batch ...	Navitas TN NG LLC ...		1125 · Checkin...		97.05	24,738.29
Payment	11/20/2017	Batch ...	Navitas TN NG LLC ...		1107 · Checkin...		421.24	24,317.05
Payment	11/21/2017	Batch ...	Navitas TN NG LLC ...		1107 · Checkin...		450.00	23,867.05
Payment	11/21/2017	Batch ...	Navitas TN NG LLC ...		1107 · Checkin...		46.33	23,820.72
Payment	11/22/2017	Batch ...	Navitas TN NG LLC ...		1107 · Checkin...		81.02	23,739.70
Payment	11/22/2017	Batch ...	Navitas TN NG LLC ...		1107 · Checkin...		156.48	23,583.22
Payment	11/22/2017	Batch ...	Navitas TN NG LLC ...		1125 · Checkin...		115.45	23,467.77
Payment	11/27/2017	Batch ...	Navitas TN NG LLC ...		1125 · Checkin...		86.15	23,381.62
Payment	11/27/2017	Batch ...	Navitas TN NG LLC ...		1107 · Checkin...		2,228.38	21,153.24
Payment	11/27/2017	Batch ...	Navitas TN NG LLC ...		1107 · Checkin...		78.65	21,074.59
Payment	11/28/2017	Batch ...	Navitas TN NG LLC ...		1107 · Checkin...		199.28	20,875.31
Payment	11/28/2017	Batch ...	Navitas TN NG LLC ...		1107 · Checkin...		62.24	20,813.07
Payment	11/28/2017	Batch ...	Navitas TN NG LLC ...		1125 · Checkin...		227.85	20,585.22
Payment	11/29/2017	Batch ...	Navitas TN NG LLC ...		1107 · Checkin...		334.82	20,250.40
Payment	11/30/2017	Batch ...	Navitas TN NG LLC ...		1107 · Checkin...		42.97	20,207.43
Payment	11/30/2017	Batch ...	Navitas TN NG LLC ...		1107 · Checkin...		453.90	19,753.53
Payment	11/30/2017	Batch ...	Navitas TN NG LLC ...		1125 · Checkin...		18.45	19,735.08
Payment	11/30/2017	Batch ...	Navitas TN NG LLC ...		1125 · Checkin...		48.68	19,686.40
General Journal	11/30/2017	171008	Navitas TN NG LLC ...	penalty calcul...	488.00 · Penalt...	1,137.56		20,823.96
General Journal	11/30/2017	171009	Navitas TN NG LLC ...		480.01 · Resid...	67,431.83		88,255.79
Payment	11/30/2017	Batch ...	Navitas TN NG LLC ...		1125 · Checkin...		370.55	87,885.24
Payment	12/01/2017	Batch ...	Navitas TN NG LLC ...		1107 · Checkin...		5,362.30	82,522.94
Payment	12/01/2017	Batch ...	Navitas TN NG LLC ...		1107 · Checkin...		148.20	82,374.74
Payment	12/04/2017	Batch ...	Navitas TN NG LLC ...		1107 · Checkin...		616.62	81,758.12
Payment	12/04/2017	Batch ...	Navitas TN NG LLC ...		1107 · Checkin...		888.86	80,869.26
Payment	12/05/2017	Batch ...	Navitas TN NG LLC ...		1107 · Checkin...		385.61	80,483.65
Payment	12/05/2017	Batch ...	Navitas TN NG LLC ...		1107 · Checkin...		175.36	80,308.29
General Journal	12/06/2017	171010	Navitas TN NG LLC ...	Sam Sharp, fi...	480.01 · Resid...	64.15		80,372.44
Payment	12/07/2017	Batch ...	Navitas TN NG LLC ...		1107 · Checkin...		163.55	80,208.89
Payment	12/07/2017	Batch ...	Navitas TN NG LLC ...		1107 · Checkin...		206.77	80,002.12
General Journal	12/08/2017	171007	Navitas TN NG LLC ...	Jellico gas bill	812 · Gas use...		85.93	79,916.19
Payment	12/08/2017	Batch ...	Navitas TN NG LLC ...		1107 · Checkin...		70.78	79,845.41
Payment	12/08/2017	Batch ...	Navitas TN NG LLC ...		1107 · Checkin...		315.16	79,530.25
Payment	12/08/2017	Batch ...	Navitas TN NG LLC ...		1125 · Checkin...		58.72	79,471.53
Payment	12/11/2017	Batch ...	Navitas TN NG LLC ...		1125 · Checkin...		42.74	79,428.79
Payment	12/11/2017	Batch ...	Navitas TN NG LLC ...		1107 · Checkin...		117.15	79,311.64
Payment	12/12/2017	Batch ...	Navitas TN NG LLC ...		1107 · Checkin...		52.54	79,259.10
General Journal	12/13/2017	171131	Navitas TN NG LLC ...	301024625 Mi...	904 · Bad Debt	166.95		79,426.05
Payment	12/13/2017	Batch ...	Navitas TN NG LLC ...		1107 · Checkin...		133.29	79,292.76
General Journal	12/13/2017	171132	Navitas TN NG LLC ...	Level Pay Adj	2415 · Level P...		1,200.00	78,092.76
Payment	12/14/2017	Batch ...	Navitas TN NG LLC ...		1107 · Checkin...		332.73	77,760.03
General Journal	12/14/2017	171133	Navitas TN NG LLC ...	M Lambdin	2413 · Custom...	450.00		78,210.03
Payment	12/15/2017	Batch ...	Navitas TN NG LLC ...		1107 · Checkin...		3,064.62	75,145.41
Payment	12/15/2017	Batch ...	Navitas TN NG LLC ...		1125 · Checkin...		124.00	75,021.41
Payment	12/15/2017	Batch ...	Navitas TN NG LLC ...		1125 · Checkin...		85.00	74,936.41
Payment	12/18/2017	Batch ...	Navitas TN NG LLC ...		1125 · Checkin...		478.45	74,457.96
Payment	12/18/2017	Batch ...	Navitas TN NG LLC ...		1125 · Checkin...		376.53	74,081.43
Payment	12/18/2017	Batch ...	Navitas TN NG LLC ...		1107 · Checkin...		17,146.77	56,934.66

Navitas TN NG, LLC
General Ledger
As of December 31, 2017

Type	Date	Num	Name	Memo	Split	Debit	Credit	Balance
Payment	12/18/2017	Batch ...	Navitas TN NG LLC ...		1107 · Checkin...		353.42	56,581.24
Payment	12/19/2017	Batch ...	Navitas TN NG LLC ...		1107 · Checkin...		43.05	56,538.19
Payment	12/19/2017	Batch ...	Navitas TN NG LLC ...		1107 · Checkin...		404.61	56,133.58
Deposit	12/20/2017	ACH	Navitas TN NG LLC ...	Bank Draft	1107 · Checkin...		6,035.54	50,098.04
Payment	12/20/2017	Batch ...	Navitas TN NG LLC ...		1107 · Checkin...		60.00	50,038.04
Payment	12/20/2017	Batch ...	Navitas TN NG LLC ...		1125 · Checkin...		95.80	49,942.24
Payment	12/21/2017	Batch ...	Navitas TN NG LLC ...		1107 · Checkin...		1,586.31	48,355.93
Payment	12/22/2017	Batch ...	Navitas TN NG LLC ...		1107 · Checkin...		166.47	48,189.46
Payment	12/26/2017	Batch ...	Navitas TN NG LLC ...		1107 · Checkin...		10,488.27	37,701.19
Payment	12/26/2017	Batch ...	Navitas TN NG LLC ...		1125 · Checkin...		137.55	37,563.64
Payment	12/26/2017	Batch ...	Navitas TN NG LLC ...		1125 · Checkin...		246.16	37,317.48
Payment	12/26/2017	Batch 1	Navitas TN NG LLC ...		1125 · Checkin...		156.42	37,161.06
Payment	12/27/2017	Batch ...	Navitas TN NG LLC ...		1107 · Checkin...		434.60	36,726.46
Payment	12/27/2017	Batch ...	Navitas TN NG LLC ...		1107 · Checkin...		84.86	36,641.60
Payment	12/27/2017	Batch 2	Navitas TN NG LLC ...		1125 · Checkin...		73.82	36,567.78
General Journal	12/28/2017	170931	Navitas TN NG LLC ...	Mantissia Ro...	904 · Bad Debt	577.42		37,145.20
General Journal	12/28/2017	170932	Navitas TN NG LLC ...	Ronald Jeffer...	904 · Bad Debt	53.95		37,199.15
General Journal	12/28/2017	170933	Navitas TN NG LLC ...	Specialty Wo...	2413 · Custom...	2,000.00		39,199.15
Payment	12/28/2017	Batch 2	Navitas TN NG LLC ...		1125 · Checkin...		574.91	38,624.24
Payment	12/29/2017	Batch ...	Navitas TN NG LLC ...		1107 · Checkin...		356.45	38,267.79
Payment	12/29/2017	Batch ...	Navitas TN NG LLC ...		1107 · Checkin...		432.63	37,835.16
Payment	12/29/2017	Batch ...	Navitas TN NG LLC ...		1125 · Checkin...		13.18	37,821.98
Payment	12/29/2017	1st vol...	Navitas TN NG LLC ...		1125 · Checkin...		50.00	37,771.98
General Journal	12/31/2017	180107	Navitas TN NG LLC ...		480.01 · Resid...	96,649.49		134,421.47
General Journal	12/31/2017	180107	Navitas TN NG LLC ...	penalty calcul...	488.00 · Penalt...	1,425.06		135,846.53
General Journal	12/31/2017	171231	Navitas TN NG LLC ...	Adj level pay ...	2415 · Level P...	1,922.65		137,769.18
General Journal	12/31/2017	171231	Navitas TN NG LLC ...	Adj to YE CU...	414.91 · Prior ...	465.91		138,235.09
Total 1243 · Customers						647,829.98	639,812.45	138,235.09
1250 · Pre-sale Receivables								0.00
Total 1250 · Pre-sale Receivables								0.00
1253 · Other								0.00
Total 1253 · Other								0.00
1283 · Returned checks								0.00
Total 1283 · Returned checks								0.00
1293 · Provision for bad debt								0.00
Total 1293 · Provision for bad debt								0.00
1200 · A/R - Other								0.00
Total 1200 · A/R - Other								0.00
Total 1200 · A/R						647,829.98	639,812.45	138,235.09
1299 · Undeposited Funds								0.00
Total 1299 · Undeposited Funds								0.00

Navitas TN NG, LLC
General Ledger
As of December 31, 2017

Type	Date	Num	Name	Memo	Split	Debit	Credit	Balance
1300 · Inventory								0.00
1353 · System work in progress								0.00
Total 1353 · System work in progress								0.00
1300 · Inventory - Other								0.00
Total 1300 · Inventory - Other								0.00
Total 1300 · Inventory								0.00
1400 · Prepaids								8,536.00
1401 · Prepaid TRA Pipeline Safety								536.00
General Journal	01/31/2017	170131		Monthly TRA ...	928 · Regulato...		266.00	270.00
General Journal	02/28/2017	170228		Monthly TRA ...	928 · Regulato...		266.00	4.00
Bill	03/28/2017	2016	Tennessee Public U...	Inspection Fe...	2233 · Other	2,724.11		2,728.11
General Journal	03/31/2017	170331		Monthly TRA ...	928 · Regulato...		270.00	2,458.11
General Journal	04/30/2017	170430		Monthly TRA ...	928 · Regulato...		227.00	2,231.11
General Journal	05/31/2017	170531		Monthly TRA ...	928 · Regulato...		227.00	2,004.11
General Journal	06/30/2017	170630		Monthly TRA ...	928 · Regulato...		227.00	1,777.11
General Journal	07/31/2017	170731		Monthly TRA ...	928 · Regulato...		227.00	1,550.11
General Journal	08/31/2017	170831		Monthly TRA ...	928 · Regulato...		227.00	1,323.11
General Journal	09/30/2017	170930		Monthly TRA ...	928 · Regulato...		227.00	1,096.11
General Journal	10/31/2017	171031		Monthly TRA ...	928 · Regulato...		227.00	869.11
General Journal	11/30/2017	171130		Monthly TRA ...	928 · Regulato...		227.00	642.11
General Journal	12/31/2017	171231		Monthly TRA ...	928 · Regulato...		227.00	415.11
Total 1401 · Prepaid TRA Pipeline Safety						2,724.11	2,845.00	415.11
1402 · Deposits to Vendors								8,000.00
Total 1402 · Deposits to Vendors								8,000.00
1421 · Taxes								0.00
Total 1421 · Taxes								0.00
1424 · License, permit, & membership								0.00
Total 1424 · License, permit, & membership								0.00
1400 · Prepaids - Other								0.00
Total 1400 · Prepaids - Other								0.00
Total 1400 · Prepaids						2,724.11	2,845.00	8,415.11
1500 · CIEB								0.00
1521 · ACA asset								0.00
General Journal	12/31/2017	171231		Undercharged...	2521 · ACA lia...	440.00		440.00
Total 1521 · ACA asset						440.00	0.00	440.00
1522 · Prepaid gas calc - Ind								0.00
Total 1522 · Prepaid gas calc - Ind								0.00

Navitas TN NG, LLC
General Ledger
As of December 31, 2017

Type	Date	Num	Name	Memo	Split	Debit	Credit	Balance
1523 · Prepaid gas calc - Agr								0.00
Total 1523 · Prepaid gas calc - Agr								0.00
1581 · Unbilled current period								0.00
Total 1581 · Unbilled current period								0.00
1599 · Purchased line loss								0.00
Total 1599 · Purchased line loss								0.00
1500 · CIEB - Other								0.00
Total 1500 · CIEB - Other								0.00
Total 1500 · CIEB						440.00	0.00	440.00
1600 · P and E								0.00
1606 · Leasehold improvements								0.00
Total 1606 · Leasehold improvements								0.00
1656 · A/D - Leasehold improvements								0.00
Total 1656 · A/D - Leasehold improvements								0.00
1600 · P and E - Other								0.00
Total 1600 · P and E - Other								0.00
Total 1600 · P and E								0.00
1700 · F/A								514,024.69
1720 · Land								260.00
Total 1720 · Land								260.00
1721 · Mains - Built systems								21,532.25
Total 1721 · Mains - Built systems								21,532.25
1722 · Services - Built systems								75,387.93
Bill	01/31/2017	1701T...	Navitas Utility Corpo...	New Service -...	2233 · Other	550.00		75,937.93
Bill	03/31/2017	1703T...	Navitas Utility Corpo...	Service 3/4" P...	2233 · Other	540.75		76,478.68
Bill	03/31/2017	1703T...	Navitas Utility Corpo...	Service 4510 ...	2233 · Other	227.50		76,706.18
Bill	10/31/2017	1710T...	Navitas Utility Corpo...	Install (198') 2...	2233 · Other	2,683.09		79,389.27
Total 1722 · Services - Built systems						4,001.34	0.00	79,389.27
1724 · Mains - Acq systems								1,737,313.00
Total 1724 · Mains - Acq systems								1,737,313.00
1725 · Services - Acq systems								0.00
Total 1725 · Services - Acq systems								0.00
1727 · Mains - Acq adjustment								-263,960.00
Total 1727 · Mains - Acq adjustment								-263,960.00

Navitas TN NG, LLC
General Ledger
As of December 31, 2017

Type	Date	Num	Name	Memo	Split	Debit	Credit	Balance
1728 · Services - Acq adjustment								-3,726.51
Total 1728 · Services - Acq adjustment								-3,726.51
1771 · A/D - Mains B/S								-4,703.41
General Journal	01/31/2017	170131			1774 · A/D - M...		78.53	-4,781.94
General Journal	02/28/2017	170228			1774 · A/D - M...		78.53	-4,860.47
General Journal	03/31/2017	170331			1774 · A/D - M...		78.53	-4,939.00
General Journal	04/30/2017	170430			1774 · A/D - M...		78.53	-5,017.53
General Journal	05/31/2017	170531			1774 · A/D - M...		78.53	-5,096.06
General Journal	06/30/2017	170630			1774 · A/D - M...		78.53	-5,174.59
General Journal	07/31/2017	170731			1774 · A/D - M...		78.53	-5,253.12
General Journal	08/31/2017	170831			1774 · A/D - M...		78.53	-5,331.65
General Journal	09/30/2017	170930			1774 · A/D - M...		78.53	-5,410.18
General Journal	10/31/2017	171031			1774 · A/D - M...		78.53	-5,488.71
General Journal	11/30/2017	171130			1774 · A/D - M...		78.53	-5,567.24
General Journal	12/31/2017	171231			1774 · A/D - M...		78.53	-5,645.77
Total 1771 · A/D - Mains B/S						0.00	942.36	-5,645.77
1772 · A/D - Services B/S								-6,332.37
General Journal	01/31/2017	170131			1774 · A/D - M...		158.20	-6,490.57
General Journal	02/28/2017	170228			1774 · A/D - M...		158.20	-6,648.77
General Journal	03/31/2017	170331			1774 · A/D - M...		159.80	-6,808.57
General Journal	04/30/2017	170430			1774 · A/D - M...		159.80	-6,968.37
General Journal	05/31/2017	170531			1774 · A/D - M...		159.80	-7,128.17
General Journal	06/30/2017	170630			1774 · A/D - M...		159.80	-7,287.97
General Journal	07/31/2017	170731			1774 · A/D - M...		159.80	-7,447.77
General Journal	08/31/2017	170831			1774 · A/D - M...		159.80	-7,607.57
General Journal	09/30/2017	170930			1774 · A/D - M...		159.80	-7,767.37
General Journal	10/31/2017	171031			1774 · A/D - M...		165.39	-7,932.76
General Journal	11/30/2017	171130			1774 · A/D - M...		165.39	-8,098.15
General Journal	12/31/2017	171231			1774 · A/D - M...		165.39	-8,263.54
Total 1772 · A/D - Services B/S						0.00	1,931.17	-8,263.54

Navitas TN NG, LLC
General Ledger
As of December 31, 2017

Type	Date	Num	Name	Memo	Split	Debit	Credit	Balance
1774 · A/D - Mains A/S								-1,123,449.80
General Journal	01/31/2017	170131			-SPLIT-		3,619.40	-1,127,069.20
General Journal	02/28/2017	170228			-SPLIT-		3,619.40	-1,130,688.60
General Journal	03/31/2017	170331			-SPLIT-		3,619.40	-1,134,308.00
General Journal	04/30/2017	170430			-SPLIT-		3,619.40	-1,137,927.40
General Journal	05/31/2017	170531			-SPLIT-		3,619.40	-1,141,546.80
General Journal	06/30/2017	170630			-SPLIT-		3,619.40	-1,145,166.20
General Journal	07/31/2017	170731			-SPLIT-		3,619.40	-1,148,785.60
General Journal	08/31/2017	170831			-SPLIT-		3,619.40	-1,152,405.00
General Journal	09/30/2017	170930			-SPLIT-		3,619.40	-1,156,024.40
General Journal	10/31/2017	171031			-SPLIT-		3,619.40	-1,159,643.80
General Journal	11/30/2017	171130			-SPLIT-		3,619.40	-1,163,263.20
General Journal	12/31/2017	171231			-SPLIT-		3,619.40	-1,166,882.60
Total 1774 · A/D - Mains A/S						0.00	43,432.80	-1,166,882.60
1775 · A/D - Services A/S								0.00
Total 1775 · A/D - Services A/S								0.00
1777 · A/D - Mains A/A								79,187.76
General Journal	01/31/2017	170131			1774 · A/D - M...	1,099.83		80,287.59
General Journal	02/28/2017	170228			1774 · A/D - M...	1,099.83		81,387.42
General Journal	03/31/2017	170331			1774 · A/D - M...	1,099.83		82,487.25
General Journal	04/30/2017	170430			1774 · A/D - M...	1,099.83		83,587.08
General Journal	05/31/2017	170531			1774 · A/D - M...	1,099.83		84,686.91
General Journal	06/30/2017	170630			1774 · A/D - M...	1,099.83		85,786.74
General Journal	07/31/2017	170731			1774 · A/D - M...	1,099.83		86,886.57
General Journal	08/31/2017	170831			1774 · A/D - M...	1,099.83		87,986.40
General Journal	09/30/2017	170930			1774 · A/D - M...	1,099.83		89,086.23
General Journal	10/31/2017	171031			1774 · A/D - M...	1,099.83		90,186.06
General Journal	11/30/2017	171130			1774 · A/D - M...	1,099.83		91,285.89
General Journal	12/31/2017	171231			1774 · A/D - M...	1,099.83		92,385.72
Total 1777 · A/D - Mains A/A						13,197.96	0.00	92,385.72

Navitas TN NG, LLC
General Ledger
As of December 31, 2017

Type	Date	Num	Name	Memo	Split	Debit	Credit	Balance
1778 · A/D - Services A/A								2,515.84
General Journal	01/31/2017	170131			1774 · A/D - M...	54.70		2,570.54
General Journal	02/28/2017	170228			1774 · A/D - M...	54.70		2,625.24
General Journal	03/31/2017	170331			1774 · A/D - M...	54.70		2,679.94
General Journal	04/30/2017	170430			1774 · A/D - M...	54.70		2,734.64
General Journal	05/31/2017	170531			1774 · A/D - M...	54.70		2,789.34
General Journal	06/30/2017	170630			1774 · A/D - M...	54.70		2,844.04
General Journal	07/31/2017	170731			1774 · A/D - M...	54.70		2,898.74
General Journal	08/31/2017	170831			1774 · A/D - M...	54.70		2,953.44
General Journal	09/30/2017	170930			1774 · A/D - M...	54.70		3,008.14
General Journal	10/31/2017	171031			1774 · A/D - M...	54.70		3,062.84
General Journal	11/30/2017	171130			1774 · A/D - M...	54.70		3,117.54
General Journal	12/31/2017	171231			1774 · A/D - M...	54.70		3,172.24
Total 1778 · A/D - Services A/A						656.40	0.00	3,172.24
1700 · F/A - Other								0.00
Total 1700 · F/A - Other								0.00
Total 1700 · F/A						17,855.70	46,306.33	485,574.06
1800 · OLTA								107,755.26
1815 · ML KYNG								0.00
Total 1815 · ML KYNG								0.00
1831 · Organizational costs								179,327.38
Total 1831 · Organizational costs								179,327.38
1832 · Legal Costs								148,839.28
Bill	03/31/2017	1703T...	Navitas Utility Corpo...	B&W Ratecas...	2233 · Other	1,837.50		150,676.78
Total 1832 · Legal Costs						1,837.50	0.00	150,676.78
1881 · A/A - Organizational costs								-105,585.66
General Journal	01/31/2017	170131			1774 · A/D - M...		1,494.39	-107,080.05
General Journal	02/28/2017	170228			1774 · A/D - M...		1,494.39	-108,574.44
General Journal	03/31/2017	170331			1774 · A/D - M...		1,494.39	-110,068.83
General Journal	04/30/2017	170430			1774 · A/D - M...		1,494.39	-111,563.22
General Journal	05/31/2017	170531			1774 · A/D - M...		1,494.39	-113,057.61
General Journal	06/30/2017	170630			1774 · A/D - M...		1,494.39	-114,552.00
General Journal	07/31/2017	170731			1774 · A/D - M...		1,494.39	-116,046.39
General Journal	08/31/2017	170831			1774 · A/D - M...		1,494.39	-117,540.78
General Journal	09/30/2017	170930			1774 · A/D - M...		1,494.39	-119,035.17
General Journal	10/31/2017	171031			1774 · A/D - M...		1,494.39	-120,529.56
General Journal	11/30/2017	171130			1774 · A/D - M...		1,494.39	-122,023.95
General Journal	12/31/2017	171231			1774 · A/D - M...		1,494.39	-123,518.34
Total 1881 · A/A - Organizational costs						0.00	17,932.68	-123,518.34

Navitas TN NG, LLC
General Ledger
As of December 31, 2017

Type	Date	Num	Name	Memo	Split	Debit	Credit	Balance
1882 · A/A - Legal Costs								-114,825.74
General Journal	01/31/2017	170131			1774 · A/D - M...		1,891.54	-116,717.28
General Journal	02/28/2017	170228			1774 · A/D - M...		1,827.47	-118,544.75
General Journal	03/31/2017	170331			1774 · A/D - M...		1,792.47	-120,337.22
General Journal	04/30/2017	170430			1774 · A/D - M...		1,743.58	-122,080.80
General Journal	05/31/2017	170531			1774 · A/D - M...		1,734.68	-123,815.48
General Journal	06/30/2017	170630			1774 · A/D - M...		1,734.68	-125,550.16
General Journal	07/31/2017	170731			1774 · A/D - M...		1,734.68	-127,284.84
General Journal	08/31/2017	170831			1774 · A/D - M...		1,529.46	-128,814.30
General Journal	09/30/2017	170930			1774 · A/D - M...		1,426.62	-130,240.92
General Journal	10/31/2017	171031			1774 · A/D - M...		1,335.07	-131,575.99
General Journal	11/30/2017	171130			1774 · A/D - M...		1,227.91	-132,803.90
General Journal	12/31/2017	171231			1774 · A/D - M...		1,090.36	-133,894.26
Total 1882 · A/A - Legal Costs						0.00	19,068.52	-133,894.26
1800 · OLTA - Other								0.00
Total 1800 · OLTA - Other								0.00
Total 1800 · OLTA						1,837.50	37,001.20	72,591.56
1900 · Intangible(s)								0.00
Total 1900 · Intangible(s)								0.00
2000 · Asset clearing account								0.00
Total 2000 · Asset clearing account								0.00
2200 · A/P								-76,823.78
2203 · Taxes								-13,841.36
Bill Pmt -Check	01/09/2017	1275	Jellico City Recorder	Ad-Valorem T...	1107 · Checkin...	3,003.00		-10,838.36
Bill	01/10/2017	2016	Pickett County Trust...	Ad-Valorem T...	2402 · Advalor...		2,502.91	-13,341.27
Bill	01/10/2017	07000...	Campbell County Tr...	Ad-Valorem T...	2402 · Advalor...		7,873.00	-21,214.27
Bill Pmt -Check	01/17/2017	1279	Campbell County Tr...	Ad-Valorem T...	1107 · Checkin...	7,873.00		-13,341.27
Bill Pmt -Check	01/17/2017	1280	Pickett County Trust...	Ad-Valorem T...	1107 · Checkin...	2,502.91		-10,838.36
Bill	01/18/2017	69000...	Town of Byrdstown	2016 Byrdsto...	2402 · Advalor...		368.00	-11,206.36
Bill Pmt -Check	02/09/2017	1284	Town of Byrdstown	2016 Byrdsto...	1107 · Checkin...	368.00		-10,838.36
Bill Pmt -Check	02/09/2017	1286	City of Jellico		1107 · Checkin...	7,521.13		-3,317.23
Bill Pmt -Check	02/09/2017	1287	Town of Byrdstown		1107 · Checkin...	1,886.19		-1,431.04
Bill Pmt -Check	03/22/2017	1295	City of Jellico	Jellico, TN Q4...	1107 · Checkin...	1,291.12		-139.92
Bill Pmt -Check	03/22/2017	1296	Town of Byrdstown	Town of Byrd...	1107 · Checkin...	139.92		0.00
Bill	03/31/2017	Q1 2017	City of Jellico	Jellico, TN Q1...	2405 · Franchi...		2,962.51	-2,962.51
Bill	03/31/2017	Q1 2017	Town of Byrdstown	Town of Byrd...	2405 · Franchi...		1,052.44	-4,014.95
Bill	05/19/2017	2016	Tennessee Departm...	Acct #: 32111...	903 · Custome...		1,366.00	-5,380.95
Bill Pmt -Check	05/19/2017	ACH	Tennessee Departm...	Acct #: 32111...	1107 · Checkin...	1,366.00		-4,014.95
Bill	06/30/2017	Q2 2017	Town of Byrdstown	Town of Byrd...	2405 · Franchi...		554.39	-4,569.34
Bill	06/30/2017	Q2 2017	City of Jellico	Jellico, TN Q2...	2405 · Franchi...		2,653.34	-7,222.68
Bill	08/09/2017	2016 ...	Tennessee Departm...	Acct #: 34000...	2407 · Gross R...		8,324.00	-15,546.68
Bill Pmt -Check	08/21/2017	1334	Tennessee Departm...	Acct #: 34000...	1107 · Checkin...	8,324.00		-7,222.68
Bill	09/19/2017	2016 ...	Tennessee Departm...	Acct #: 34000...	2407 · Gross R...		469.07	-7,691.75
Bill	09/19/2017	2016-...	Tennessee Departm...	Acct #: 32111...	903 · Custome...		238.00	-7,929.75

Navitas TN NG, LLC
General Ledger
As of December 31, 2017

Type	Date	Num	Name	Memo	Split	Debit	Credit	Balance
Bill Pmt -Check	09/19/2017	ACH	Tennessee Departm...	Acct #: 32111...	1107 · Checkin...	238.00		-7,691.75
Credit	09/24/2017	2016-...	Tennessee Departm...	Acct #: 32111...	903 · Custome...	1,340.64		-6,351.11
Bill Pmt -Check	09/27/2017	1347	Tennessee Departm...	Acct #: 34000...	1107 · Checkin...	469.07		-5,882.04
Bill	09/30/2017	Q3 2017	City of Jellico	Jellico, TN Q3...	2405 · Franchi...		1,138.62	-7,020.66
Bill	09/30/2017	Q3 2017	Town of Byrdstown	Town of Byrd...	2405 · Franchi...		240.67	-7,261.33
Bill	12/20/2017	2017	Pickett County Trust...	Ad-Valorem T...	2402 · Advalor...		1,414.80	-8,676.13
Bill	12/20/2017	25000...	Fentress County Tru...	Ad-Valorem T...	2402 · Advalor...		57.00	-8,733.13
Bill	12/20/2017	69000...	Town of Byrdstown	2017 Byrdsto...	2402 · Advalor...		401.00	-9,134.13
Bill	12/31/2017	Q4 2017	City of Jellico	Jellico, TN Q4...	2405 · Franchi...		1,127.75	-10,261.88
Bill	12/31/2017	Q4 2017	Town of Byrdstown	Town of Byrd...	2405 · Franchi...		438.66	-10,700.54
Total 2203 · Taxes						36,322.98	33,182.16	-10,700.54
2213 · Refunds								0.00
Total 2213 · Refunds								0.00
2233 · Other								-62,982.42
Bill	01/01/2017	170101	Bank 7	Loan 1010633	-SPLIT-		4,046.11	-67,028.53
Bill	01/01/2017	1701T...	Fort Cobb Fuel Auth...		-SPLIT-		349.00	-67,377.53
Bill	01/01/2017	1701T...	Navitas Assets LLC		-SPLIT-		867.00	-68,244.53
Bill Pmt -Check	01/10/2017	1277	Bank 7	Loan 1010633	1107 · Checkin...	4,046.11		-64,198.42
Bill Pmt -Check	01/13/2017	1278	Navitas Utility Corpo...		1107 · Checkin...	4,000.00		-60,198.42
Bill Pmt -Check	01/17/2017	1281	Navitas Utility Corpo...		1107 · Checkin...	5,751.00		-54,447.42
Bill Pmt -Check	01/24/2017	1282	Navitas Utility Corpo...		1107 · Checkin...	24,345.00		-30,102.42
Bill	01/31/2017	1701T...	Navitas Utility Corpo...		-SPLIT-		68,466.00	-98,568.42
Bill	02/01/2017	170201	Bank 7	Loan 1010633	-SPLIT-		4,046.11	-102,614.53
Bill	02/01/2017	1702T...	Fort Cobb Fuel Auth...		-SPLIT-		349.00	-102,963.53
Bill	02/01/2017	1702T...	Navitas Assets LLC		-SPLIT-		867.00	-103,830.53
Bill Pmt -Check	02/09/2017	1283	Bank 7	Loan 1010633	1107 · Checkin...	4,046.11		-99,784.42
Bill Pmt -Check	02/09/2017	1285	Navitas Utility Corpo...		1107 · Checkin...	25,000.00		-74,784.42
Bill Pmt -Check	02/21/2017	1288	Navitas Utility Corpo...		1107 · Checkin...	50,366.00		-24,418.42
Bill	02/28/2017	1702T...	Navitas Utility Corpo...		-SPLIT-		70,841.00	-95,259.42
Bill	03/01/2017	170227	Bank 7	Loan 1010633	-SPLIT-		4,046.11	-99,305.53
Bill	03/01/2017	1703T...	Fort Cobb Fuel Auth...		-SPLIT-		349.00	-99,654.53
Bill	03/01/2017	1703T...	Navitas Assets LLC		-SPLIT-		867.00	-100,521.53
Bill Pmt -Check	03/06/2017	1289	Bank 7	Loan 1010633	1107 · Checkin...	4,046.11		-96,475.42
Bill Pmt -Check	03/06/2017	1290	Navitas Assets LLC		1107 · Checkin...	3,444.00		-93,031.42
Bill Pmt -Check	03/06/2017	1291	Navitas Utility Corpo...		1107 · Checkin...	40,000.00		-53,031.42
Check	03/13/2017	1292	Navitas Utility Corpo...		1107 · Checkin...	10,000.00		-43,031.42
Bill Pmt -Check	03/17/2017	1294	Navitas Utility Corpo...		1107 · Checkin...	442.42		-42,589.00
Bill	03/21/2017	PGA ...	Tennessee Public U...	Navitas TN N...	903 · Custome...		25.00	-42,614.00
Bill Pmt -Check	03/22/2017	1297	Navitas Utility Corpo...		1107 · Checkin...	35,741.00		-6,873.00
Bill Pmt -Check	03/22/2017	1298	Tennessee Public U...	Navitas TN N...	1107 · Checkin...	25.00		-6,848.00
Bill Pmt -Check	03/27/2017	1299	Navitas Utility Corpo...		1107 · Checkin...	13,000.00		6,152.00
Bill	03/28/2017	Repor...	Tennessee Secretar...	Tennessee L...	903 · Custome...		300.00	5,852.00
Bill Pmt -Check	03/28/2017	1300	Tennessee Secretar...	Tennessee L...	1107 · Checkin...	300.00		6,152.00
Bill	03/28/2017	2016	Tennessee Public U...		1401 · Prepaid...		2,724.11	3,427.89
Bill Pmt -Check	03/28/2017	1301	Tennessee Public U...		1107 · Checkin...	2,724.11		6,152.00
Bill	03/31/2017	1703T...	Navitas Utility Corpo...		-SPLIT-		63,780.75	-57,628.75

Navitas TN NG, LLC
General Ledger
As of December 31, 2017

Type	Date	Num	Name	Memo	Split	Debit	Credit	Balance
Bill	04/01/2017	170331	Bank 7	Loan 1010633	-SPLIT-		4,046.11	-61,674.86
Bill	04/01/2017	1704T...	Navitas Assets LLC		-SPLIT-		867.00	-62,541.86
Bill	04/01/2017	1704T...	Fort Cobb Fuel Auth...		-SPLIT-		349.00	-62,890.86
Bill Pmt -Check	04/04/2017	1302	Bank 7	Loan 1010633	1107 · Checkin...	4,046.11		-58,844.75
Bill Pmt -Check	04/04/2017	1303	Fort Cobb Fuel Auth...		1107 · Checkin...	1,050.00		-57,794.75
Bill Pmt -Check	04/04/2017	1304	Navitas Assets LLC		1107 · Checkin...	2,616.00		-55,178.75
Check	04/18/2017	1307	Navitas Utility Corpo...		1107 · Checkin...	15,000.00		-40,178.75
Bill Pmt -Check	04/20/2017	1309	Navitas Utility Corpo...		1107 · Checkin...	24,680.75		-15,498.00
Bill Pmt -Check	04/27/2017	1311	Navitas Utility Corpo...		1107 · Checkin...	20,000.00		4,502.00
Bill	04/30/2017	1704T...	Navitas Utility Corpo...		-SPLIT-		50,587.00	-46,085.00
Bill	05/01/2017	170502	Bank 7	Loan 1010633	-SPLIT-		4,046.11	-50,131.11
Bill	05/01/2017	1705T...	Navitas Assets LLC		-SPLIT-		867.00	-50,998.11
Bill	05/01/2017	1705T...	Fort Cobb Fuel Auth...		-SPLIT-		349.00	-51,347.11
Check	05/02/2017	1312	Navitas Utility Corpo...		1107 · Checkin...	12,000.00		-39,347.11
Bill Pmt -Check	05/08/2017	1313	Bank 7	Loan 1010633	1107 · Checkin...	4,046.11		-35,301.00
Bill Pmt -Check	05/15/2017	Transfer	Navitas Utility Corpo...		1107 · Checkin...	4,000.00		-31,301.00
Bill Pmt -Check	05/22/2017	1315	Navitas Utility Corpo...		1107 · Checkin...	28,887.00		-2,414.00
Check	05/23/2017	1316	Navitas Utility Corpo...		1107 · Checkin...	5,000.00		2,586.00
Check	05/26/2017	1317	Navitas Utility Corpo...		1107 · Checkin...	5,000.00		7,586.00
Check	05/30/2017	1318	Navitas Utility Corpo...		1107 · Checkin...	2,000.00		9,586.00
Bill	05/31/2017	1705T...	Navitas Utility Corpo...		-SPLIT-		39,482.00	-29,896.00
Bill	06/01/2017	170605	Bank 7	Loan 1010633	-SPLIT-		4,046.11	-33,942.11
Bill	06/01/2017	1706T...	Navitas Assets LLC		-SPLIT-		867.00	-34,809.11
Bill	06/01/2017	1706T...	Fort Cobb Fuel Auth...		-SPLIT-		349.00	-35,158.11
Bill Pmt -Check	06/07/2017	1319	Bank 7	Loan 1010633	1107 · Checkin...	4,046.11		-31,112.00
Bill	06/09/2017	170609	KOC- Insurance		924 · Insurance		407.00	-31,519.00
Bill Pmt -Check	06/09/2017	1321	KOC- Insurance		1107 · Checkin...	407.00		-31,112.00
Bill	06/19/2017	170619	Mass Mutual Financi...		924 · Insurance		3,895.00	-35,007.00
Bill Pmt -Check	06/19/2017	1323	Mass Mutual Financi...		1107 · Checkin...	3,895.00		-31,112.00
Bill Pmt -Check	06/21/2017	Transfer	Navitas Utility Corpo...		1107 · Checkin...	13,000.00		-18,112.00
Bill Pmt -Check	06/27/2017	Transfer	Navitas Utility Corpo...		1107 · Checkin...	15,000.00		-3,112.00
Bill	06/30/2017	1706T...	Navitas Utility Corpo...		-SPLIT-		42,814.00	-45,926.00
Bill	07/01/2017	170706	Bank 7	Loan 1010633	-SPLIT-		4,046.11	-49,972.11
Bill	07/01/2017	1707T...	Navitas Assets LLC		-SPLIT-		867.00	-50,839.11
Bill	07/01/2017	1707T...	Fort Cobb Fuel Auth...		-SPLIT-		349.00	-51,188.11
Check	07/05/2017	Transfer	Navitas Utility Corpo...		1107 · Checkin...	2,000.00		-49,188.11
Check	07/11/2017	1324	Navitas Utility Corpo...		1107 · Checkin...	5,000.00		-44,188.11
Bill Pmt -Check	07/18/2017	1325	Bank 7	Loan 1010633	1107 · Checkin...	4,046.11		-40,142.00
Bill Pmt -Check	07/21/2017	1326	Navitas Assets LLC	VOID:	1107 · Checkin...	0.00		-40,142.00
Bill Pmt -Check	07/21/2017	1327	Navitas Utility Corpo...	VOID:	1107 · Checkin...	0.00		-40,142.00
Bill Pmt -Check	07/21/2017		Navitas Utility Corpo...	QuickBooks g...	1107 · Checkin...	0.00		-40,142.00
Bill Pmt -Check	07/21/2017	1328	Navitas Utility Corpo...		1107 · Checkin...	4,296.00		-35,846.00
Bill Pmt -Check	07/21/2017	1329	Navitas Assets LLC		1107 · Checkin...	2,586.00		-33,260.00
Bill Pmt -Check	07/25/2017	1330	Navitas Utility Corpo...		1107 · Checkin...	17,000.00		-16,260.00
Bill Pmt -Check	07/31/2017	Transfer	Navitas Utility Corpo...		1107 · Checkin...	2,000.00		-14,260.00
Bill	07/31/2017	1707T...	Navitas Utility Corpo...		-SPLIT-		37,044.00	-51,304.00
Bill	08/01/2017	170731	Bank 7	Loan 1010633	-SPLIT-		4,046.11	-55,350.11
Bill	08/01/2017	1708T...	Navitas Assets LLC		-SPLIT-		867.00	-56,217.11
Bill	08/01/2017	1708T...	Fort Cobb Fuel Auth...		-SPLIT-		349.00	-56,566.11

Navitas TN NG, LLC
General Ledger
As of December 31, 2017

Type	Date	Num	Name	Memo	Split	Debit	Credit	Balance
Bill	08/08/2017	170808	Mass Mutual Financi...		924 · Insurance		725.00	-57,291.11
Bill Pmt -Check	08/08/2017	1331	Mass Mutual Financi...		1107 · Checkin...	725.00		-56,566.11
Bill Pmt -Check	08/18/2017	1333	Bank 7	Loan 1010633	1107 · Checkin...	4,046.11		-52,520.00
Bill Pmt -Check	08/21/2017	1335	Fort Cobb Fuel Auth...	VOID:	1107 · Checkin...	0.00		-52,520.00
Bill Pmt -Check	08/21/2017	1336	Fort Cobb Fuel Auth...		1107 · Checkin...	1,044.00		-51,476.00
Bill Pmt -Check	08/21/2017	1337	Navitas Assets LLC		1107 · Checkin...	867.00		-50,609.00
Bill Pmt -Check	08/28/2017	1339	Navitas Utility Corpo...		1107 · Checkin...	14,044.00		-36,565.00
Bill	08/31/2017	1708T...	Navitas Utility Corpo...		-SPLIT-		36,435.00	-73,000.00
Bill	09/01/2017	1709T...	Navitas Assets LLC		-SPLIT-		867.00	-73,867.00
Bill	09/01/2017	170901	Bank 7	Loan 1010633	-SPLIT-		4,046.11	-77,913.11
Bill	09/01/2017	1709T...	Fort Cobb Fuel Auth...		-SPLIT-		349.00	-78,262.11
Bill Pmt -Check	09/05/2017	1340	Navitas Utility Corpo...		1107 · Checkin...	2,000.00		-76,262.11
Bill Pmt -Check	09/18/2017	1342	Bank 7	Loan 1010633	1107 · Checkin...	4,046.11		-72,216.00
Bill Pmt -Check	09/19/2017	1343	Navitas Utility Corpo...		1107 · Checkin...	10,000.00		-62,216.00
Bill Pmt -Check	09/20/2017	1344	Navitas Assets LLC		1107 · Checkin...	1,734.00		-60,482.00
Bill Pmt -Check	09/26/2017	1345	Navitas Utility Corpo...		1107 · Checkin...	4,000.00		-56,482.00
Bill	09/30/2017	1709T...	Navitas Utility Corpo...		-SPLIT-		38,345.00	-94,827.00
Bill	10/01/2017	171001	Bank 7	Loan 1010633	-SPLIT-		4,046.11	-98,873.11
Bill	10/01/2017	1710T...	Fort Cobb Fuel Auth...		-SPLIT-		349.00	-99,222.11
Bill	10/01/2017	1710T...	Navitas Assets LLC		-SPLIT-		867.00	-100,089.11
Bill Pmt -Check	10/03/2017	1346	Navitas Utility Corpo...		1107 · Checkin...	2,000.00		-98,089.11
Bill Pmt -Check	10/10/2017	1348	Bank 7	Loan 1010633	1107 · Checkin...	4,046.11		-94,043.00
Bill Pmt -Check	10/10/2017	1349	Fort Cobb Fuel Auth...		1107 · Checkin...	1,047.00		-92,996.00
Bill Pmt -Check	10/17/2017	1350	Navitas Utility Corpo...		1107 · Checkin...	6,000.00		-86,996.00
Bill Pmt -Check	10/23/2017	1351	Navitas Utility Corpo...		1107 · Checkin...	10,000.00		-76,996.00
Bill Pmt -Check	10/27/2017	1352	Navitas Utility Corpo...		1107 · Checkin...	2,435.00		-74,561.00
Bill Pmt -Check	10/31/2017	1353	Navitas Utility Corpo...		1107 · Checkin...	3,000.00		-71,561.00
Bill	10/31/2017	1710T...	Navitas Utility Corpo...		-SPLIT-		38,547.09	-110,108.09
Bill	11/01/2017	171030	Bank 7	Loan 1010633	-SPLIT-		4,046.11	-114,154.20
Bill Pmt -Check	11/01/2017	1354	Navitas Utility Corpo...		1107 · Checkin...	2,000.00		-112,154.20
Bill	11/01/2017	1711T...	Fort Cobb Fuel Auth...		-SPLIT-		349.00	-112,503.20
Bill	11/01/2017	1711T...	Navitas Assets LLC		-SPLIT-		867.00	-113,370.20
Bill Pmt -Check	11/14/2017	1355	Bank 7	Loan 1010633	1107 · Checkin...	4,046.11		-109,324.09
Bill	11/30/2017	1711T...	Navitas Utility Corpo...		-SPLIT-		44,348.00	-153,672.09
Bill	12/01/2017	171201	Bank 7	Loan 1010633	-SPLIT-		4,046.11	-157,718.20
Bill	12/01/2017	1712T...	Fort Cobb Fuel Auth...		-SPLIT-		349.00	-158,067.20
Bill	12/01/2017	1712T...	Navitas Assets LLC		-SPLIT-		867.00	-158,934.20
Bill	12/01/2017	2017 ...	Navitas Utility Corpo...		887 · Maintena...		1,794.63	-160,728.83
Bill Pmt -Check	12/08/2017	1356	Bank 7	Loan 1010633	1107 · Checkin...	4,046.11		-156,682.72
Bill Pmt -Check	12/08/2017	1357	Fort Cobb Fuel Auth...		1107 · Checkin...	1,047.00		-155,635.72
Bill Pmt -Check	12/08/2017	1358	Navitas Assets LLC		1107 · Checkin...	2,601.00		-153,034.72
Bill Pmt -Check	12/15/2017	1359	Navitas Utility Corpo...		1107 · Checkin...	20,000.00		-133,034.72
Bill Pmt -Check	12/19/2017	1360	Navitas Utility Corpo...		1107 · Checkin...	18,345.00		-114,689.72
Bill	12/31/2017	1712T...	Navitas Utility Corpo...		-SPLIT-		52,671.00	-167,360.72
Total 2233 · Other						551,998.60	656,376.90	-167,360.72

Navitas TN NG, LLC
General Ledger
As of December 31, 2017

Type	Date	Num	Name	Memo	Split	Debit	Credit	Balance
2243 · Dividends declared								0.00
Total 2243 · Dividends declared								0.00
2250 · A/P due to Gasco								0.00
Bill Pmt -Check	12/31/2017		Gasco Distribution S...	QuickBooks g...	1107 · Checkin...	0.00		0.00
Total 2250 · A/P due to Gasco						0.00	0.00	0.00
2200 · A/P - Other								0.00
Total 2200 · A/P - Other								0.00
Total 2200 · A/P						588,321.58	689,559.06	-178,061.26
2100 · Payroll Liabilities								0.00
Total 2100 · Payroll Liabilities								0.00
2300 · NP								0.00
2307 · LOC - Bank 7								0.00
Total 2307 · LOC - Bank 7								0.00
2315 · LM KYNG								0.00
Total 2315 · LM KYNG								0.00
2321 · NUC - Bank 2 LOC								0.00
Total 2321 · NUC - Bank 2 LOC								0.00
2300 · NP - Other								0.00
Total 2300 · NP - Other								0.00
Total 2300 · NP								0.00
2400 · A/E								-58,050.46
2402 · Advalorem Tax Payable								-3,921.42
Bill	01/10/2017	2016	Pickett County Trust...	Property addr...	2203 · Taxes	2,502.91		-1,418.51
Bill	01/10/2017	07000...	Campbell County Tr...	Property addr...	2203 · Taxes	7,873.00		6,454.49
Bill	01/18/2017	69000...	Town of Byrdstown	2016 Byrdsto...	2203 · Taxes	368.00		6,822.49
General Journal	01/31/2017	170131		Ad-Valorem T...	408 · Ad-Valor...		1,150.00	5,672.49
General Journal	02/28/2017	170228		Ad-Valorem T...	408 · Ad-Valor...		1,150.00	4,522.49
General Journal	03/31/2017	170331		Ad-Valorem T...	408 · Ad-Valor...		1,150.00	3,372.49
General Journal	04/30/2017	170430		Ad-Valorem T...	408 · Ad-Valor...		1,150.00	2,222.49
General Journal	05/31/2017	170531		Ad-Valorem T...	408 · Ad-Valor...		1,150.00	1,072.49
General Journal	06/30/2017	170630		Ad-Valorem T...	408 · Ad-Valor...		1,150.00	-77.51
General Journal	07/31/2017	170731		Ad-Valorem T...	408 · Ad-Valor...		1,150.00	-1,227.51
General Journal	08/31/2017	170831		Ad-Valorem T...	408 · Ad-Valor...		1,150.00	-2,377.51
General Journal	09/30/2017	170930		Ad-Valorem T...	408 · Ad-Valor...		1,150.00	-3,527.51
General Journal	10/31/2017	171031		Ad-Valorem T...	408 · Ad-Valor...		1,150.00	-4,677.51
General Journal	11/30/2017	171130		Ad-Valorem T...	408 · Ad-Valor...		1,150.00	-5,827.51
Bill	12/20/2017	2017	Pickett County Trust...	Property addr...	2203 · Taxes	1,414.80		-4,412.71
Bill	12/20/2017	25000...	Fentress County Tru...	Property addr...	2203 · Taxes	57.00		-4,355.71
Bill	12/20/2017	69000...	Town of Byrdstown	2017 Byrdsto...	2203 · Taxes	401.00		-3,954.71

Navitas TN NG, LLC
General Ledger
As of December 31, 2017

Type	Date	Num	Name	Memo	Split	Debit	Credit	Balance
General Journal	12/31/2017	171231		Ad-Valorem T...	408 · Ad-Valor...		1,150.00	-5,104.71
General Journal	12/31/2017	171231		Ad-Valorem T...	408 · Ad-Valor...		7,462.29	-12,567.00
Total 2402 · Advalorem Tax Payable						12,616.71	21,262.29	-12,567.00
2404 · Customer Refunds Payable								-889.26
General Journal	12/01/2017	171201		Chk # 1293 L...	1107 · Checkin...		19.88	-909.14
General Journal	12/01/2017	171201		Chk # 1332 A...	1107 · Checkin...		191.04	-1,100.18
Total 2404 · Customer Refunds Payable						0.00	210.92	-1,100.18
2413 · Customer Deposits								-18,065.00
Deposit	01/03/2017		Navitas TN NG LLC ...	Katelyn Leach	1125 · Checkin...		200.00	-18,265.00
Deposit	01/06/2017		Navitas TN NG LLC ...	Ronald Jeffers	1125 · Checkin...		200.00	-18,465.00
General Journal	01/07/2017	161206		Prema Inc final	481.11 · Com...	500.00		-17,965.00
Deposit	01/10/2017		Navitas TN NG LLC ...	6 Lake Mart	1107 · Checkin...		500.00	-18,465.00
Deposit	01/11/2017		Navitas TN NG LLC ...	Bernald Willia...	1125 · Checkin...		200.00	-18,665.00
Deposit	01/16/2017	7752	Navitas TN NG LLC ...	Larry Creekm...	1125 · Checkin...		200.00	-18,865.00
Deposit	01/17/2017	3543	Navitas TN NG LLC ...	Herbert Grace	1107 · Checkin...		200.00	-19,065.00
General Journal	01/19/2017	170132		Justin Lay, final	480.02 · Resid...	200.00		-18,865.00
General Journal	01/19/2017	170133		M Rookard, fi...	480.02 · Resid...	200.00		-18,665.00
Deposit	01/30/2017		Navitas TN NG LLC ...	20 Jerry's Mar...	1125 · Checkin...		500.00	-19,165.00
General Journal	01/31/2017	170108		2/7 billing	480.01 · Resid...	7,000.00		-12,165.00
Deposit	02/06/2017		Navitas TN NG LLC ...	25 Specialty ...	1107 · Checkin...		2,000.00	-14,165.00
Deposit	02/17/2017		Navitas TN NG LLC ...	32 Windham ...	1125 · Checkin...		500.00	-14,665.00
Deposit	02/17/2017		Navitas TN NG LLC ...	32 Michael H...	1125 · Checkin...		200.00	-14,865.00
Deposit	02/23/2017		Navitas TN NG LLC ...	41 Life's Choi...	1125 · Checkin...		500.00	-15,365.00
General Journal	03/01/2017	170203		Linda Carroll ...	-SPLIT-	200.00		-15,165.00
Deposit	03/03/2017		Navitas TN NG LLC ...	42 Mantissia ...	1107 · Checkin...		200.00	-15,365.00
General Journal	03/13/2017	161237		Lora Eldridge ...	-SPLIT-	200.00		-15,165.00
General Journal	03/31/2017	170304		Wayne Byrd	480.01 · Resid...	200.00		-14,965.00
Deposit	04/13/2017		Navitas TN NG LLC ...	Michael Rose	1125 · Checkin...		200.00	-15,165.00
General Journal	04/17/2017	170310		Lake Mart, final	481.11 · Com...	500.00		-14,665.00
General Journal	04/18/2017	170311		Jasmine Kello...	480.01 · Resid...	200.00		-14,465.00
General Journal	04/18/2017	170418	Navitas TN NG LLC ...	Donna Taylor ...	2414 · Refund...		200.00	-14,665.00
Deposit	04/19/2017		Navitas TN NG LLC ...	73 Double S ...	1107 · Checkin...		200.00	-14,865.00
Deposit	04/20/2017		Navitas TN NG LLC ...	74 Jeanine D...	1107 · Checkin...		200.00	-15,065.00
General Journal	04/30/2017	170505			480.01 · Resid...	200.00		-14,865.00
General Journal	05/08/2017	170506		Donny Thoma...	-SPLIT-	200.00		-14,665.00
Deposit	05/30/2017		Navitas TN NG LLC ...	99 Rector Mar...	1107 · Checkin...		500.00	-15,165.00
General Journal	05/31/2017	170605		Tasha Fisher	480.01 · Resid...	200.00		-14,965.00
Deposit	06/12/2017		Navitas TN NG LLC ...	108 Jessica ...	1125 · Checkin...		200.00	-15,165.00
General Journal	06/13/2017	170608		Lonnie Jones ...	-SPLIT-	200.00		-14,965.00
General Journal	08/09/2017	170715		Final bills (pa...	-SPLIT-	800.00		-14,165.00
Deposit	08/10/2017		Navitas TN NG LLC ...	147 Becky Gri...	1125 · Checkin...		200.00	-14,365.00
Deposit	08/15/2017		Navitas TN NG LLC ...	149 Tara Pow...	1125 · Checkin...		200.00	-14,565.00
General Journal	08/15/2017	170716		Final bill Autu...	480.01 · Resid...	200.00		-14,365.00
General Journal	08/23/2017	170732		Walk by Faith...	-SPLIT-	200.00		-14,165.00
Deposit	08/29/2017		Navitas TN NG LLC ...	163 Ronda C...	1125 · Checkin...		200.00	-14,365.00

Navitas TN NG, LLC
General Ledger
As of December 31, 2017

Type	Date	Num	Name	Memo	Split	Debit	Credit	Balance
Deposit	09/18/2017		Navitas TN NG LLC ...	171 Alive in th...	1125 · Checkin...		200.00	-14,565.00
Deposit	09/21/2017		Navitas TN NG LLC ...	174 Arlene M...	1125 · Checkin...		200.00	-14,765.00
General Journal	09/28/2017	170633		Karen Howar...	904 · Bad Debt		200.00	-14,965.00
Deposit	09/29/2017		Navitas TN NG LLC ...	180 Karen Ho...	1125 · Checkin...		200.00	-15,165.00
Deposit	10/17/2017		Navitas TN NG LLC ...	192 Barbara L...	1125 · Checkin...		200.00	-15,365.00
Deposit	10/26/2017		Navitas TN NG LLC ...	198 Christina ...	1125 · Checkin...		200.00	-15,565.00
Deposit	10/27/2017		Navitas TN NG LLC ...	199 Marya Fr...	1125 · Checkin...		200.00	-15,765.00
General Journal	10/30/2017	4793		Newcomb Ba...	1107 · Checkin...		200.00	-15,965.00
Deposit	11/06/2017		Navitas TN NG LLC ...	205 Jim Whit...	1107 · Checkin...		200.00	-16,165.00
General Journal	11/08/2017	171003		Katelynn Lea...	-SPLIT-	200.00		-15,965.00
Deposit	11/09/2017		Navitas TN NG LLC ...	207 Lonnie Jo...	1125 · Checkin...		200.00	-16,165.00
Deposit	11/10/2017		Navitas TN NG LLC ...	208 Ola Laney	1125 · Checkin...		200.00	-16,365.00
Deposit	11/13/2017		Navitas TN NG LLC ...	209 Lena Hug...	1125 · Checkin...		200.00	-16,565.00
General Journal	11/17/2017	171134		Byrd	-SPLIT-		200.00	-16,765.00
Deposit	11/20/2017		Navitas TN NG LLC ...	213 Margaret ...	1125 · Checkin...		200.00	-16,965.00
Deposit	11/20/2017		Navitas TN NG LLC ...	213 Rhonda ...	1125 · Checkin...		200.00	-17,165.00
Deposit	11/20/2017		Navitas TN NG LLC ...	213 Wayne B...	1107 · Checkin...		200.00	-17,365.00
Deposit	12/11/2017		Navitas TN NG LLC ...	225 Patricia C...	1125 · Checkin...		200.00	-17,565.00
Deposit	12/14/2017		Navitas TN NG LLC ...	228 Michael L...	1107 · Checkin...		200.00	-17,765.00
General Journal	12/14/2017	171133		M Lambdin	-SPLIT-		200.00	-17,965.00
Deposit	12/15/2017		Navitas TN NG LLC ...	Simon Davis ...	1125 · Checkin...		200.00	-18,165.00
Deposit	12/15/2017		Navitas TN NG LLC ...	229 Tina McN...	1125 · Checkin...		200.00	-18,365.00
General Journal	12/28/2017	170933		Specialty Wo...	1243 · Custom...		2,000.00	-20,365.00
General Journal	12/31/2017	180107		Deposit applied	480.01 · Resid...	200.00		-20,165.00
Total 2413 · Customer Deposits						11,600.00	13,700.00	-20,165.00
2414 · Refundable Aid-To-Construct								-10,450.00
General Journal	01/07/2017	170107		Etter Baptist ...	-SPLIT-	100.00		-10,350.00
General Journal	01/07/2017	170107		Thomas Chit...	2414 · Refund...	100.00		-10,250.00
General Journal	01/07/2017	170107		Roy Norman ...	2414 · Refund...	100.00		-10,150.00
General Journal	01/07/2017	170107		Jack Crouch ...	2414 · Refund...	100.00		-10,050.00
General Journal	01/07/2017	170107		Ray Huddlest...	2414 · Refund...	100.00		-9,950.00
General Journal	01/07/2017	170107		Freddy Buckn...	2414 · Refund...	100.00		-9,850.00
General Journal	01/07/2017	170107		Jay Davis 3rd...	2414 · Refund...	100.00		-9,750.00
General Journal	01/07/2017	170107		Donna Taylor ...	2414 · Refund...	100.00		-9,650.00
General Journal	01/07/2017	170107		Gary Hill 3rd r...	2414 · Refund...	100.00		-9,550.00
General Journal	01/07/2017	170107		Douglas Tom...	2414 · Refund...	100.00		-9,450.00
General Journal	01/07/2017	170107		Opal Skeen 2...	2414 · Refund...	100.00		-9,350.00
General Journal	01/07/2017	170107		Derek Brown ...	2414 · Refund...	100.00		-9,250.00
General Journal	01/07/2017	170107		John Hackler ...	2414 · Refund...	100.00		-9,150.00
General Journal	01/07/2017	170107		June Hill 2nd ...	2414 · Refund...	100.00		-9,050.00
General Journal	01/07/2017	170107		Ben Wheeley ...	2414 · Refund...	100.00		-8,950.00
General Journal	01/07/2017	170107		Jerry Cook 2n...	2414 · Refund...	100.00		-8,850.00
General Journal	01/07/2017	170107		Rick Elmore 2...	2414 · Refund...	100.00		-8,750.00
General Journal	01/07/2017	170107		Porter Pentic...	2414 · Refund...	100.00		-8,650.00
General Journal	01/07/2017	170107		Justin Elmore...	2414 · Refund...	100.00		-8,550.00
General Journal	01/07/2017	170107		Nicholas Cree...	2414 · Refund...	100.00		-8,450.00
General Journal	01/07/2017	170107		Rhonda Darro...	2414 · Refund...	100.00		-8,350.00

Navitas TN NG, LLC
General Ledger
As of December 31, 2017

Type	Date	Num	Name	Memo	Split	Debit	Credit	Balance
General Journal	01/07/2017	170107		Leonard Dunc...	2414 · Refund...	100.00		-8,250.00
General Journal	01/07/2017	170107		Ralph Davis 1...	2414 · Refund...	100.00		-8,150.00
Deposit	01/16/2017	7752	Navitas TN NG LLC ...	Larry Creekm...	1125 · Checkin...		534.20	-8,684.20
General Journal	04/18/2017	170418		Donna Taylor ...	2413 · Custom...	200.00		-8,484.20
General Journal	10/30/2017	4793		Newcomb Ba...	1107 · Checkin...		450.00	-8,934.20
Total 2414 · Refundable Aid-To-Construct						2,500.00	984.20	-8,934.20
2415 · Level Pay Customers								-24,724.78
General Journal	02/07/2017	170109		Adj level pay ...	1243 · Custom...	6,291.06		-18,433.72
General Journal	04/06/2017	170306		Adjust level pay	1243 · Custom...		2,951.15	-21,384.87
General Journal	06/08/2017	170607		Adjust Level ...	1243 · Custom...	2,634.00		-18,750.87
General Journal	07/07/2017	170706		Adjust level p...	1243 · Custom...		1,261.02	-20,011.89
General Journal	08/08/2017	170712		adj level pay	1243 · Custom...		2,245.77	-22,257.66
General Journal	09/07/2017	170907		adj level pay ...	1243 · Custom...		2,048.00	-24,305.66
General Journal	11/08/2017	171006		Adj level pay ...	1243 · Custom...		2,208.00	-26,513.66
General Journal	12/13/2017	171132		Level Pay Adj	1243 · Custom...	1,200.00		-25,313.66
General Journal	12/31/2017	171231		Adj level pay ...	1243 · Custom...		1,922.65	-27,236.31
Total 2415 · Level Pay Customers						10,125.06	12,636.59	-27,236.31
2419 · Acc Deposit Interest								0.00
Total 2419 · Acc Deposit Interest								0.00
2450 · ACA liability from seller								0.00
Total 2450 · ACA liability from seller								0.00
2499 · EEP Collections Payable								0.00
Total 2499 · EEP Collections Payable								0.00
2400 · A/E - Other								0.00
Total 2400 · A/E - Other								0.00
Total 2400 · A/E						36,841.77	48,794.00	-70,002.69

Navitas TN NG, LLC
General Ledger
As of December 31, 2017

Type	Date	Num	Name	Memo	Split	Debit	Credit	Balance
2403 · Sales Tax Payable								-47,571.03
2405 · Franchise Tax								-2,485.89
General Journal	01/07/2017	161206	Tennessee Public U...	Prema Inc final	481.11 · Com...		0.72	-2,486.61
General Journal	01/31/2017	170108	Tennessee Public U...	2/7 billing	480.01 · Resid...		1,418.27	-3,904.88
General Journal	02/06/2017	170106	Tennessee Public U...	301045400 B ...	480.01 · Resid...		0.74	-3,905.62
General Journal	02/28/2017	161232	Tennessee Public U...		480.01 · Resid...		1,383.50	-5,289.12
General Journal	03/13/2017	161238	Tennessee Public U...	Joseph Colbe...	480.01 · Resid...		0.57	-5,289.69
General Journal	03/21/2017	161232	Tennessee Public U...	Ben Parrott, fi...	480.01 · Resid...		1.64	-5,291.33
General Journal	03/31/2017	170304	Tennessee Public U...		480.01 · Resid...		1,464.19	-6,755.52
Bill	03/31/2017	Q1 2017	City of Jellico	Jellico, TN Q1...	2203 · Taxes	2,962.51		-3,793.01
Bill	03/31/2017	Q1 2017	Town of Byrdstown	Town of Byrd...	2203 · Taxes	1,052.44		-2,740.57
General Journal	04/12/2017	170308	Tennessee Public U...	Mabel Arnold ...	480.01 · Resid...		0.45	-2,741.02
General Journal	04/17/2017	170310	Tennessee Public U...	Lake Mart, final	481.11 · Com...		0.95	-2,741.97
General Journal	04/18/2017	170309	Tennessee Public U...	Donna Taylor ...	480.01 · Resid...		0.68	-2,742.65
General Journal	04/18/2017	170311	Tennessee Public U...	Jasmine Kello...	480.01 · Resid...		0.15	-2,742.80
General Journal	04/30/2017	170505	Tennessee Public U...		480.01 · Resid...		702.86	-3,445.66
General Journal	05/31/2017	170605	Tennessee Public U...		480.01 · Resid...		615.60	-4,061.26
General Journal	06/30/2017	170705	Tennessee Public U...		480.01 · Resid...		437.95	-4,499.21
Bill	06/30/2017	Q2 2017	Town of Byrdstown	Town of Byrd...	2203 · Taxes	554.39		-3,944.82
Bill	06/30/2017	Q2 2017	City of Jellico	Jellico, TN Q2...	2203 · Taxes	2,653.34		-1,291.48
General Journal	07/31/2017	170714	Tennessee Public U...		480.01 · Resid...		345.57	-1,637.05
General Journal	08/15/2017	170716	Tennessee Public U...	Final bill Autu...	480.01 · Resid...		0.58	-1,637.63
General Journal	08/15/2017	170716	Tennessee Public U...	Final bill Autu...	480.01 · Resid...		0.48	-1,638.11
General Journal	08/23/2017	170733	Tennessee Public U...	Heritage Pizz...	481.11 · Com...		6.12	-1,644.23
General Journal	08/31/2017	170908	Tennessee Public U...	9/7/2017 billing	480.01 · Resid...		388.60	-2,032.83
General Journal	09/30/2017	171005	Tennessee Public U...		480.01 · Resid...		416.69	-2,449.52
Bill	09/30/2017	Q3 2017	City of Jellico	Jellico, TN Q3...	2203 · Taxes	1,138.62		-1,310.90
Bill	09/30/2017	Q3 2017	Town of Byrdstown	Town of Byrd...	2203 · Taxes	240.67		-1,070.23
General Journal	10/31/2017	171004	Tennessee Public U...	11/7 billing	480.01 · Resid...		641.24	-1,711.47
General Journal	11/30/2017	171009	Tennessee Departm...		480.01 · Resid...		1,165.26	-2,876.73
General Journal	12/31/2017	180107	Tennessee Departm...		480.01 · Resid...		1,618.89	-4,495.62
Bill	12/31/2017	Q4 2017	City of Jellico	Jellico, TN Q4...	2203 · Taxes	1,127.75		-3,367.87
Bill	12/31/2017	Q4 2017	Town of Byrdstown	Town of Byrd...	2203 · Taxes	438.66		-2,929.21
Total 2405 · Franchise Tax						10,168.38	10,611.70	-2,929.21

Navitas TN NG, LLC
General Ledger
As of December 31, 2017

Type	Date	Num	Name	Memo	Split	Debit	Credit	Balance
2406 · Sales Tax - State, County, City								-1,653.80
General Journal	01/07/2017	161206	Tennessee Public U...	Prema Inc final	481.11 · Com...		2.51	-1,656.31
Check	01/20/2017	Transfer	Tennessee Departm...	Sales Tax Pa...	1107 · Checkin...	577.00		-1,079.31
General Journal	01/31/2017	170108	Tennessee Public U...	2/7 billing	480.01 · Resid...		1,046.87	-2,126.18
General Journal	02/06/2017	170106	Tennessee Public U...	301045400 B ...	480.01 · Resid...		2.75	-2,128.93
General Journal	02/07/2017	170112		Michael Perki...	1243 · Custom...	8.46		-2,120.47
Check	02/21/2017	Transfer	Tennessee Departm...	Sales Tax Pa...	1107 · Checkin...	1,060.00		-1,060.47
General Journal	02/28/2017	161232	Tennessee Public U...		480.01 · Resid...		1,014.98	-2,075.45
General Journal	03/07/2017	161234		Adj city tax	1243 · Custom...	30.22		-2,045.23
General Journal	03/13/2017	161238	Tennessee Public U...	Joseph Colbe...	480.01 · Resid...		2.77	-2,048.00
Check	03/20/2017	Transfer	Tennessee Departm...	Sales Tax Pa...	1107 · Checkin...	1,046.00		-1,002.00
General Journal	03/31/2017	170304	Tennessee Public U...		480.01 · Resid...		1,129.99	-2,131.99
General Journal	04/17/2017	170310	Tennessee Public U...	Lake Mart, final	481.11 · Com...		3.33	-2,135.32
General Journal	04/18/2017	170311	Tennessee Public U...	Jasmine Kello...	480.01 · Resid...		0.56	-2,135.88
Check	04/20/2017	Transfer	Tennessee Departm...	Sales Tax Pa...	1107 · Checkin...	985.00		-1,150.88
General Journal	04/30/2017	170505	Tennessee Public U...		480.01 · Resid...		680.24	-1,831.12
Check	05/19/2017	Transfer	Tennessee Departm...	Sales Tax Pa...	1107 · Checkin...	1,135.00		-696.12
General Journal	05/31/2017	170605	Tennessee Public U...		480.01 · Resid...		711.96	-1,408.08
Check	06/20/2017	Transfer	Tennessee Departm...	Sales Tax Pa...	1107 · Checkin...	683.00		-725.08
General Journal	06/30/2017	170705	Tennessee Public U...		480.01 · Resid...		444.33	-1,169.41
Check	07/20/2017	Transfer	Tennessee Departm...	Sales Tax Pa...	1107 · Checkin...	714.00		-455.41
General Journal	07/31/2017	170714	Tennessee Public U...		480.01 · Resid...		437.19	-892.60
General Journal	08/15/2017	170716	Tennessee Public U...	Final bill Autu...	480.01 · Resid...		1.78	-894.38
Check	08/21/2017	Transfer	Tennessee Departm...	Sales Tax Pa...	1107 · Checkin...	444.00		-450.38
General Journal	08/23/2017	170733	Tennessee Public U...	Heritage Pizz...	481.11 · Com...		17.14	-467.52
General Journal	08/31/2017	170908	Tennessee Public U...	9/7/2017 billing	480.01 · Resid...		417.43	-884.95
Check	09/20/2017	Transfer	Tennessee Departm...	Sales Tax Pa...	1107 · Checkin...	437.00		-447.95
General Journal	09/30/2017	171005	Tennessee Public U...		480.01 · Resid...		459.04	-906.99
Check	10/20/2017	Transfer	Tennessee Departm...	Sales Tax Pa...	1107 · Checkin...	434.00		-472.99
General Journal	10/31/2017	171004	Tennessee Public U...	11/7 billing	480.01 · Resid...		805.95	-1,278.94
Check	11/20/2017	Transfer	Tennessee Departm...	Sales Tax Pa...	1107 · Checkin...	459.00		-819.94
General Journal	11/30/2017	171009	Tennessee Departm...		480.01 · Resid...		889.03	-1,708.97
Check	12/20/2017	Transfer	Tennessee Departm...	Sales Tax Pa...	1107 · Checkin...	805.00		-903.97
General Journal	12/31/2017	180107	Tennessee Departm...		480.01 · Resid...		1,642.18	-2,546.15
Total 2406 · Sales Tax - State, County, City						8,817.68	9,710.03	-2,546.15

Navitas TN NG, LLC
General Ledger
As of December 31, 2017

Type	Date	Num	Name	Memo	Split	Debit	Credit	Balance
2407 · Gross Receipts Tax								-43,431.34
General Journal	01/07/2017	161206	Tennessee Public U...	Prema Inc final	481.11 · Com...		1.07	-43,432.41
General Journal	01/31/2017	170108	Tennessee Public U...	2/7 billing	480.01 · Resid...		1,930.68	-45,363.09
General Journal	02/06/2017	170106	Tennessee Public U...	301045400 B ...	480.01 · Resid...		0.89	-45,363.98
General Journal	02/28/2017	161232	Tennessee Public U...		480.01 · Resid...		1,861.15	-47,225.13
General Journal	03/13/2017	161238	Tennessee Public U...	Joseph Colbe...	480.01 · Resid...		0.85	-47,225.98
General Journal	03/21/2017	161232	Tennessee Public U...	Ben Parrott, fi...	480.01 · Resid...		1.97	-47,227.95
General Journal	03/31/2017	170304	Tennessee Public U...		480.01 · Resid...		1,978.89	-49,206.84
General Journal	04/12/2017	170308	Tennessee Public U...	Mabel Arnold ...	480.01 · Resid...		0.54	-49,207.38
General Journal	04/17/2017	170310	Tennessee Public U...	Lake Mart, final	481.11 · Com...		1.43	-49,208.81
General Journal	04/18/2017	170309	Tennessee Public U...	Donna Taylor ...	480.01 · Resid...		0.82	-49,209.63
General Journal	04/18/2017	170311	Tennessee Public U...	Jasmine Kello...	480.01 · Resid...		0.18	-49,209.81
General Journal	04/30/2017	170505	Tennessee Public U...		480.01 · Resid...		930.62	-50,140.43
General Journal	05/31/2017	170605	Tennessee Public U...		480.01 · Resid...		806.61	-50,947.04
General Journal	06/30/2017	170705	Tennessee Public U...		480.01 · Resid...		552.65	-51,499.69
General Journal	07/31/2017	170714	Tennessee Public U...		480.01 · Resid...		444.98	-51,944.67
Bill	08/09/2017	2016 ...	Tennessee Departm...	2016 State Gr...	2203 · Taxes	8,324.00		-43,620.67
General Journal	08/23/2017	170733	Tennessee Public U...	Heritage Pizz...	481.11 · Com...		7.35	-43,628.02
General Journal	08/31/2017	170908	Tennessee Public U...	9/7/2017 billing	480.01 · Resid...		493.97	-44,121.99
Bill	09/19/2017	2016 ...	Tennessee Departm...	2016 State Gr...	2203 · Taxes	469.07		-43,652.92
General Journal	09/30/2017	171005	Tennessee Public U...		480.01 · Resid...		541.17	-44,194.09
General Journal	10/31/2017	171004	Tennessee Public U...	11/7 billing	480.01 · Resid...		858.64	-45,052.73
General Journal	11/30/2017	171009	Tennessee Departm...		480.01 · Resid...		1,554.89	-46,607.62
General Journal	12/06/2017	171010	Tennessee Departm...	Sam Sharp, fi...	480.01 · Resid...		1.31	-46,608.93
General Journal	12/06/2017	171010	Tennessee Departm...	Sam Sharp, fi...	480.01 · Resid...		1.57	-46,610.50
General Journal	12/31/2017	180107	Tennessee Departm...		480.01 · Resid...		2,230.10	-48,840.60
Total 2407 · Gross Receipts Tax						8,793.07	14,202.33	-48,840.60
2408 · County Tax								0.00
Total 2408 · County Tax								0.00
2409 · City Tax								0.00
Total 2409 · City Tax								0.00
2420 · Jellico Franchise, Attorney Fee								0.00
Total 2420 · Jellico Franchise, Attorney Fee								0.00
2403 · Sales Tax Payable - Other								0.00
Total 2403 · Sales Tax Payable - Other								0.00
Total 2403 · Sales Tax Payable						27,779.13	34,524.06	-54,315.96

Navitas TN NG, LLC
General Ledger
As of December 31, 2017

Type	Date	Num	Name	Memo	Split	Debit	Credit	Balance
2500 · BIEC								-63,773.00
2521 · ACA liability								-63,773.00
General Journal	03/31/2017	170331			414.96 · Unbill...	34,066.00		-29,707.00
General Journal	06/30/2017	170630			414.96 · Unbill...	1,469.00		-28,238.00
General Journal	09/30/2017	170930			414.96 · Unbill...	3,088.00		-25,150.00
General Journal	12/31/2017	171231		Undercharged...	-SPLIT-	25,150.00		0.00
Total 2521 · ACA liability						63,773.00	0.00	0.00
2522 · Prepaid gas calc - Ind								0.00
Total 2522 · Prepaid gas calc - Ind								0.00
2523 · Prepaid gas calc - Agr								0.00
Total 2523 · Prepaid gas calc - Agr								0.00
2500 · BIEC - Other								0.00
Total 2500 · BIEC - Other								0.00
Total 2500 · BIEC						63,773.00	0.00	0.00
2600 · CPLTD								-18,103.05
2607 · Bank 7 - System Loan								-18,103.05
Bill	01/01/2017	170101	Bank 7	Loan 1010633	2233 · Other		90.52	-18,193.57
Bill	02/01/2017	170201	Bank 7	Loan 1010633	2233 · Other		90.97	-18,284.54
Bill	03/01/2017	170227	Bank 7	Loan 1010633	2233 · Other		91.42	-18,375.96
Bill	04/01/2017	170331	Bank 7	Loan 1010633	2233 · Other		91.88	-18,467.84
Bill	05/01/2017	170502	Bank 7	Loan 1010633	2233 · Other		92.34	-18,560.18
Bill	06/01/2017	170605	Bank 7	Loan 1010633	2233 · Other		92.80	-18,652.98
Bill	07/01/2017	170706	Bank 7	Loan 1010633	2233 · Other		93.26	-18,746.24
Bill	08/01/2017	170731	Bank 7	Loan 1010633	2233 · Other		93.73	-18,839.97
Bill	09/01/2017	170901	Bank 7	Loan 1010633	2233 · Other		94.20	-18,934.17
Bill	10/01/2017	171001	Bank 7	Loan 1010633	2233 · Other		94.67	-19,028.84
Bill	11/01/2017	171030	Bank 7	Loan 1010633	2233 · Other		95.14	-19,123.98
Bill	12/01/2017	171201	Bank 7	Loan 1010633	2233 · Other		95.62	-19,219.60
Total 2607 · Bank 7 - System Loan						0.00	1,116.55	-19,219.60
2627 · Bank 2 - system loan TN								0.00
Total 2627 · Bank 2 - system loan TN								0.00
2600 · CPLTD - Other								0.00
Total 2600 · CPLTD - Other								0.00
Total 2600 · CPLTD						0.00	1,116.55	-19,219.60

Navitas TN NG, LLC
General Ledger
As of December 31, 2017

Type	Date	Num	Name	Memo	Split	Debit	Credit	Balance
2700 · LTD								-492,222.69
2707 · Bank 7 - System Loan								-492,222.69
Bill	01/01/2017	170101	Bank 7	Loan 1010633	2233 · Other	1,558.06		-490,664.63
Bill	02/01/2017	170201	Bank 7	Loan 1010633	2233 · Other	1,565.86		-489,098.77
Bill	03/01/2017	170227	Bank 7	Loan 1010633	2233 · Other	1,573.68		-487,525.09
Bill	04/01/2017	170331	Bank 7	Loan 1010633	2233 · Other	1,581.55		-485,943.54
Bill	05/01/2017	170502	Bank 7	Loan 1010633	2233 · Other	1,589.46		-484,354.08
Bill	06/01/2017	170605	Bank 7	Loan 1010633	2233 · Other	1,597.41		-482,756.67
Bill	07/01/2017	170706	Bank 7	Loan 1010633	2233 · Other	1,605.39		-481,151.28
Bill	08/01/2017	170731	Bank 7	Loan 1010633	2233 · Other	1,613.42		-479,537.86
Bill	09/01/2017	170901	Bank 7	Loan 1010633	2233 · Other	1,621.49		-477,916.37
Bill	10/01/2017	171001	Bank 7	Loan 1010633	2233 · Other	1,629.60		-476,286.77
Bill	11/01/2017	171030	Bank 7	Loan 1010633	2233 · Other	1,637.74		-474,649.03
Bill	12/01/2017	171201	Bank 7	Loan 1010633	2233 · Other	1,645.93		-473,003.10
Total 2707 · Bank 7 - System Loan						19,219.59	0.00	-473,003.10
2727 · Bank 2 - system loan TN								0.00
Total 2727 · Bank 2 - system loan TN								0.00
2799 · J&DA sellor loan								0.00
Total 2799 · J&DA sellor loan								0.00
2700 · LTD - Other								0.00
Total 2700 · LTD - Other								0.00
Total 2700 · LTD						19,219.59	0.00	-473,003.10
2800 · DL								0.00
2821 · Deferred tax liability								0.00
Total 2821 · Deferred tax liability								0.00
2800 · DL - Other								0.00
Total 2800 · DL - Other								0.00
Total 2800 · DL								0.00
2900 · Minority interest								0.00
Total 2900 · Minority interest								0.00
3000 · Opening Bal Equity								-565,378.72
3103 · Member Interest								-492,978.72
Total 3103 · Member Interest								-492,978.72
3000 · Opening Bal Equity - Other								-72,400.00
Total 3000 · Opening Bal Equity - Other								-72,400.00
Total 3000 · Opening Bal Equity								-565,378.72

Navitas TN NG, LLC
General Ledger
As of December 31, 2017

Type	Date	Num	Name	Memo	Split	Debit	Credit	Balance
30700 · Members Draw								0.00
Total 30700 · Members Draw								0.00
3900 · Retained Earnings								505,885.60
Total 3900 · Retained Earnings								505,885.60
3999 · Returned Cash Flow								52,978.72
Total 3999 · Returned Cash Flow								52,978.72
Revenue								0.00
414 · Other Utility Operating Income								0.00
414.91 · Prior Period Billing Adj								0.00
General Journal	12/31/2017	171231	Navitas TN NG LLC ...	Adj to YE CU...	1243 · Custom...		465.91	-465.91
Total 414.91 · Prior Period Billing Adj						0.00	465.91	-465.91
414.96 · Unbilled Revenues								0.00
General Journal	03/31/2017	170331			2521 · ACA lia...		34,066.00	-34,066.00
General Journal	06/30/2017	170630			2521 · ACA lia...		1,469.00	-35,535.00
General Journal	09/30/2017	170930			2521 · ACA lia...		3,088.00	-38,623.00
General Journal	12/31/2017	171231		Q4 gas balance	2521 · ACA lia...		25,590.00	-64,213.00
Total 414.96 · Unbilled Revenues						0.00	64,213.00	-64,213.00
414.98 · Sale tax remuneration								0.00
Check	05/19/2017	Transfer	Tennessee Departm...	Sales Tax Cre...	1107 · Checkin...		30.00	-30.00
Total 414.98 · Sale tax remuneration						0.00	30.00	-30.00
414 · Other Utility Operating Income - Other								0.00
Total 414 · Other Utility Operating Income - Other								0.00
Total 414 · Other Utility Operating Income						0.00	64,708.91	-64,708.91
480 · Customer Classes								0.00
4121 · Resident/Comm Tarrif								0.00
Total 4121 · Resident/Comm Tarrif								0.00
4123 · Agricultural Tarrif								0.00
Total 4123 · Agricultural Tarrif								0.00
4171 · Resident/Comm PGA								0.00
Total 4171 · Resident/Comm PGA								0.00
4173 · Agricultural PGA								0.00
Total 4173 · Agricultural PGA								0.00
4197 · Customer Meter Charge								0.00
Total 4197 · Customer Meter Charge								0.00

Navitas TN NG, LLC
General Ledger
As of December 31, 2017

Type	Date	Num	Name	Memo	Split	Debit	Credit	Balance
480.01 · Residential Tariff								0.00
General Journal	01/31/2017	170108		2/7 billing	-SPLIT-		26,095.23	-26,095.23
General Journal	02/06/2017	170106		301045400 B ...	-SPLIT-		25.32	-26,120.55
General Journal	02/28/2017	161232			-SPLIT-		24,414.33	-50,534.88
General Journal	03/13/2017	161238		Joseph Colbe...	-SPLIT-		21.35	-50,556.23
General Journal	03/21/2017	161232		Ben Parrott, fi...	-SPLIT-		53.94	-50,610.17
General Journal	03/31/2017	170304			-SPLIT-		22,367.41	-72,977.58
General Journal	04/12/2017	170308		Mabel Arnold ...	-SPLIT-		14.99	-72,992.57
General Journal	04/18/2017	170309		Donna Taylor ...	-SPLIT-		21.35	-73,013.92
General Journal	04/18/2017	170311		Jasmine Kello...	-SPLIT-		5.00	-73,018.92
General Journal	04/30/2017	170505			-SPLIT-		7,664.40	-80,683.32
General Journal	05/31/2017	170605			-SPLIT-		4,479.93	-85,163.25
General Journal	06/30/2017	170705			-SPLIT-		2,040.46	-87,203.71
General Journal	07/31/2017	170714			-SPLIT-		1,510.45	-88,714.16
General Journal	08/15/2017	170716		Final bill Autu...	-SPLIT-		15.78	-88,729.94
General Journal	08/31/2017	170908		9/7/2017 billing	-SPLIT-		1,591.90	-90,321.84
General Journal	09/30/2017	171005			-SPLIT-		2,135.97	-92,457.81
General Journal	10/31/2017	171004		11/7 billing	-SPLIT-		5,112.47	-97,570.28
General Journal	11/30/2017	171009			-SPLIT-		18,536.84	-116,107.12
General Journal	12/06/2017	171010		Sam Sharp, fi...	-SPLIT-		39.63	-116,146.75
General Journal	12/31/2017	180107			-SPLIT-		27,573.50	-143,720.25
Total 480.01 · Residential Tariff						0.00	143,720.25	-143,720.25
480.02 · Residential Cust Chrg								0.00
General Journal	01/19/2017	170132		Justin Lay, final	-SPLIT-		9.00	-9.00
General Journal	01/19/2017	170133		M Rookard, fi...	-SPLIT-		9.00	-18.00
General Journal	01/31/2017	170108		2/7 billing	480.01 · Resid...		4,014.00	-4,032.00
General Journal	02/06/2017	170106		301045400 B ...	480.01 · Resid...		9.00	-4,041.00
General Journal	02/23/2017	170109		Lora eldridge	-SPLIT-	81.00		-3,960.00
General Journal	02/28/2017	161232			480.01 · Resid...		4,023.00	-7,983.00
General Journal	03/21/2017	161232		Ben Parrott, fi...	480.01 · Resid...		9.00	-7,992.00
General Journal	03/31/2017	170304			480.01 · Resid...		4,005.00	-11,997.00
General Journal	04/18/2017	170309		Donna Taylor ...	480.01 · Resid...		9.00	-12,006.00
General Journal	04/18/2017	170311		Jasmine Kello...	480.01 · Resid...		9.00	-12,015.00
General Journal	04/30/2017	170505			480.01 · Resid...		3,978.00	-15,993.00
General Journal	05/31/2017	170605			480.01 · Resid...		3,960.00	-19,953.00
General Journal	06/30/2017	170705			480.01 · Resid...		3,933.00	-23,886.00
General Journal	07/31/2017	170714			480.01 · Resid...		3,942.00	-27,828.00
General Journal	08/15/2017	170716		Final bill Autu...	480.01 · Resid...		9.00	-27,837.00
General Journal	08/23/2017	170732		Walk by Faith...	2413 · Custom...	9.00		-27,828.00
General Journal	08/31/2017	170908		9/7/2017 billing	480.01 · Resid...		3,879.00	-31,707.00
General Journal	09/05/2017	170803		Wilene Hicks,...	1243 · Custom...		9.00	-31,716.00
General Journal	09/30/2017	171005			480.01 · Resid...		3,888.00	-35,604.00
General Journal	10/31/2017	171004		11/7 billing	480.01 · Resid...		3,924.00	-39,528.00
General Journal	11/30/2017	171009			480.01 · Resid...		3,960.00	-43,488.00

Navitas TN NG, LLC
General Ledger
As of December 31, 2017

Type	Date	Num	Name	Memo	Split	Debit	Credit	Balance
General Journal	12/06/2017	171010		Sam Sharp, fi...	480.01 · Resid...		9.00	-43,497.00
General Journal	12/31/2017	180107			480.01 · Resid...		4,032.00	-47,529.00
Total 480.02 · Residential Cust Chrg						90.00	47,619.00	-47,529.00
480.09 · Residential PGA								0.00
General Journal	01/31/2017	170108		2/7 billing	480.01 · Resid...		6,363.53	-6,363.53
General Journal	02/06/2017	170106		301045400 B ...	480.01 · Resid...		4.40	-6,367.93
General Journal	02/28/2017	161232			480.01 · Resid...		5,831.94	-12,199.87
General Journal	03/13/2017	161238		Joseph Colbe...	480.01 · Resid...		7.07	-12,206.94
General Journal	03/21/2017	161232		Ben Parrott, fi...	480.01 · Resid...		11.60	-12,218.54
General Journal	03/31/2017	170304			480.01 · Resid...		9,367.71	-21,586.25
General Journal	04/12/2017	170308		Mabel Arnold ...	480.01 · Resid...		3.13	-21,589.38
General Journal	04/18/2017	170309		Donna Taylor ...	480.01 · Resid...		5.92	-21,595.30
General Journal	04/18/2017	170311		Jasmine Kello...	480.01 · Resid...		1.04	-21,596.34
General Journal	04/30/2017	170505			480.01 · Resid...		2,555.31	-24,151.65
General Journal	05/31/2017	170605			480.01 · Resid...		1,371.48	-25,523.13
General Journal	06/30/2017	170705			480.01 · Resid...		636.25	-26,159.38
General Journal	07/31/2017	170714			480.01 · Resid...		470.28	-26,629.66
General Journal	08/15/2017	170716		Final bill Autu...	480.01 · Resid...		3.48	-26,633.14
General Journal	08/31/2017	170908		9/7/2017 billing	480.01 · Resid...		491.52	-27,124.66
General Journal	09/30/2017	171005			480.01 · Resid...		666.43	-27,791.09
General Journal	10/31/2017	171004		11/7 billing	480.01 · Resid...		1,344.35	-29,135.44
General Journal	11/30/2017	171009			480.01 · Resid...		6,364.76	-35,500.20
General Journal	12/06/2017	171010		Sam Sharp, fi...	480.01 · Resid...		12.64	-35,512.84
General Journal	12/31/2017	180107			480.01 · Resid...		10,167.58	-45,680.42
Total 480.09 · Residential PGA						0.00	45,680.42	-45,680.42
481.11 · Commercial Tariff								0.00
General Journal	01/07/2017	161206		Prema Inc final	-SPLIT-		27.93	-27.93
General Journal	01/31/2017	170108		2/7 billing	480.01 · Resid...		14,607.86	-14,635.79
General Journal	02/07/2017	170110		Specialty Wo...	488.00 · Penalt...	604.69		-14,031.10
General Journal	02/28/2017	161232			480.01 · Resid...		14,885.59	-28,916.69
General Journal	03/31/2017	170304			480.01 · Resid...		13,353.32	-42,270.01
General Journal	04/17/2017	170310		Lake Mart, final	-SPLIT-		30.32	-42,300.33
General Journal	04/30/2017	170505			480.01 · Resid...		6,720.46	-49,020.79
General Journal	05/31/2017	170605			480.01 · Resid...		6,366.11	-55,386.90
General Journal	06/30/2017	170705			480.01 · Resid...		4,184.09	-59,570.99
General Journal	07/31/2017	170714			480.01 · Resid...		3,909.11	-63,480.10
General Journal	08/23/2017	170733		Heritage Pizz...	-SPLIT-		174.21	-63,654.31
General Journal	08/31/2017	170908		9/7/2017 billing	480.01 · Resid...		3,831.42	-67,485.73
General Journal	09/30/2017	171005			480.01 · Resid...		3,973.57	-71,459.30
General Journal	10/31/2017	171004		11/7 billing	480.01 · Resid...		7,936.00	-79,395.30
General Journal	11/30/2017	171009			480.01 · Resid...		10,803.89	-90,199.19
General Journal	12/31/2017	180107			480.01 · Resid...		18,558.39	-108,757.58
Total 481.11 · Commercial Tariff						604.69	109,362.27	-108,757.58

Navitas TN NG, LLC
General Ledger
As of December 31, 2017

Type	Date	Num	Name	Memo	Split	Debit	Credit	Balance
481.12 · Commercial Cust Chrg								0.00
General Journal	01/31/2017	170108		2/7 billing	480.01 · Resid...		819.00	-819.00
General Journal	02/07/2017	170110		Specialty Wo...	488.00 · Penalt...	27.00		-792.00
General Journal	02/28/2017	161232			480.01 · Resid...		846.00	-1,638.00
General Journal	03/31/2017	170304			480.01 · Resid...		864.00	-2,502.00
General Journal	04/17/2017	170310		Lake Mart, final	481.11 · Com...		9.00	-2,511.00
General Journal	04/30/2017	170505			480.01 · Resid...		864.00	-3,375.00
General Journal	05/31/2017	170605			480.01 · Resid...		864.00	-4,239.00
General Journal	06/30/2017	170705			480.01 · Resid...		864.00	-5,103.00
General Journal	07/31/2017	170714			480.01 · Resid...		864.00	-5,967.00
General Journal	08/31/2017	170908		9/7/2017 billing	480.01 · Resid...		846.00	-6,813.00
General Journal	09/30/2017	171005			480.01 · Resid...		855.00	-7,668.00
General Journal	10/31/2017	171004		11/7 billing	480.01 · Resid...		855.00	-8,523.00
General Journal	11/30/2017	171009			480.01 · Resid...		864.00	-9,387.00
General Journal	12/31/2017	180107			480.01 · Resid...		864.00	-10,251.00
Total 481.12 · Commercial Cust Chrg						27.00	10,278.00	-10,251.00
481.19 · Commercial PGA								0.00
General Journal	01/07/2017	161206		Prema Inc final	481.11 · Com...		7.90	-7.90
General Journal	01/31/2017	170108		2/7 billing	480.01 · Resid...		4,423.10	-4,431.00
General Journal	02/28/2017	161232			480.01 · Resid...		4,761.72	-9,192.72
General Journal	03/31/2017	170304			480.01 · Resid...		7,516.42	-16,709.14
General Journal	04/17/2017	170310		Lake Mart, final	481.11 · Com...		17.23	-16,726.37
General Journal	04/30/2017	170505			480.01 · Resid...		3,782.07	-20,508.44
General Journal	05/31/2017	170605			480.01 · Resid...		4,032.85	-24,541.29
General Journal	06/30/2017	170705			480.01 · Resid...		2,133.84	-26,675.13
General Journal	07/31/2017	170714			480.01 · Resid...		2,251.92	-28,927.05
General Journal	08/23/2017	170733		Heritage Pizz...	481.11 · Com...		70.68	-28,997.73
General Journal	08/31/2017	170908		9/7/2017 billing	480.01 · Resid...		2,024.13	-31,021.86
General Journal	09/30/2017	171005			480.01 · Resid...		2,389.72	-33,411.58
General Journal	10/31/2017	171004		11/7 billing	480.01 · Resid...		3,715.61	-37,127.19
General Journal	11/30/2017	171009			480.01 · Resid...		4,376.85	-41,504.04
General Journal	12/31/2017	180107			480.01 · Resid...		8,141.22	-49,645.26
Total 481.19 · Commercial PGA						0.00	49,645.26	-49,645.26
481.21 · Industrial Tarrif								0.00
Total 481.21 · Industrial Tarrif								0.00
481.22 · Industrial Cust Chrg								0.00
Total 481.22 · Industrial Cust Chrg								0.00
481.29 · Industrial PGA								0.00
Total 481.29 · Industrial PGA								0.00
481.31 · Agricultural Heat Tariff								0.00
Total 481.31 · Agricultural Heat Tariff								0.00

Navitas TN NG, LLC
General Ledger
As of December 31, 2017

Type	Date	Num	Name	Memo	Split	Debit	Credit	Balance
481.32 · Agricultural Heat Cust Chrg								0.00
Total 481.32 · Agricultural Heat Cust Chrg								0.00
481.39 · Agricultural Heat PGA								0.00
Total 481.39 · Agricultural Heat PGA								0.00
481.41 · Agricultural Power Tariff								0.00
Total 481.41 · Agricultural Power Tariff								0.00
481.42 · Agricultural Power Cust Chrg								0.00
Total 481.42 · Agricultural Power Cust Chrg								0.00
481.49 · Agricultural Power PGA								0.00
Total 481.49 · Agricultural Power PGA								0.00
482.01 · Government Tariff								0.00
General Journal	01/31/2017	170108		2/7 billing	480.01 · Resid...		17,026.85	-17,026.85
General Journal	02/28/2017	161232			480.01 · Resid...		15,451.17	-32,478.02
General Journal	03/31/2017	170304			480.01 · Resid...		14,035.53	-46,513.55
General Journal	04/30/2017	170505			480.01 · Resid...		8,503.66	-55,017.21
General Journal	05/31/2017	170605			480.01 · Resid...		7,999.58	-63,016.79
General Journal	06/30/2017	170705			480.01 · Resid...		6,788.50	-69,805.29
General Journal	07/31/2017	170714			480.01 · Resid...		4,788.84	-74,594.13
General Journal	08/31/2017	170908		9/7/2017 billing	480.01 · Resid...		6,099.68	-80,693.81
General Journal	09/30/2017	171005			480.01 · Resid...		6,375.01	-87,068.82
General Journal	10/31/2017	171004		11/7 billing	480.01 · Resid...		8,173.36	-95,242.18
General Journal	11/30/2017	171009			480.01 · Resid...		12,865.14	-108,107.32
General Journal	12/31/2017	180107			480.01 · Resid...		15,099.94	-123,207.26
Total 482.01 · Government Tariff						0.00	123,207.26	-123,207.26
482.02 · Government Cust Chrg								0.00
General Journal	01/31/2017	170108		2/7 billing	480.01 · Resid...		224.00	-224.00
General Journal	02/28/2017	161232			480.01 · Resid...		224.00	-448.00
General Journal	03/31/2017	170304			480.01 · Resid...		224.00	-672.00
General Journal	04/30/2017	170505			480.01 · Resid...		224.00	-896.00
General Journal	05/31/2017	170605			480.01 · Resid...		224.00	-1,120.00
General Journal	06/30/2017	170705			480.01 · Resid...		224.00	-1,344.00
General Journal	07/31/2017	170714			480.01 · Resid...		224.00	-1,568.00
General Journal	08/31/2017	170908		9/7/2017 billing	480.01 · Resid...		224.00	-1,792.00
General Journal	09/30/2017	171005			480.01 · Resid...		224.00	-2,016.00
General Journal	10/31/2017	171004		11/7 billing	480.01 · Resid...		224.00	-2,240.00
General Journal	11/30/2017	171009			480.01 · Resid...		238.00	-2,478.00
General Journal	12/31/2017	180107			480.01 · Resid...		238.00	-2,716.00
Total 482.02 · Government Cust Chrg						0.00	2,716.00	-2,716.00

Navitas TN NG, LLC
General Ledger
As of December 31, 2017

Type	Date	Num	Name	Memo	Split	Debit	Credit	Balance
482.09 · Government PGA								0.00
General Journal	01/31/2017	170108		2/7 billing	480.01 · Resid...		6,228.41	-6,228.41
General Journal	02/28/2017	161232			480.01 · Resid...		5,484.53	-11,712.94
General Journal	03/31/2017	170304			480.01 · Resid...		8,454.32	-20,167.26
General Journal	04/30/2017	170505			480.01 · Resid...		4,263.28	-24,430.54
General Journal	05/31/2017	170605			480.01 · Resid...		3,775.76	-28,206.30
General Journal	06/30/2017	170705			480.01 · Resid...		3,166.68	-31,372.98
General Journal	07/31/2017	170714			480.01 · Resid...		2,287.60	-33,660.58
General Journal	08/31/2017	170908		9/7/2017 billing	480.01 · Resid...		2,914.91	-36,575.49
General Journal	09/30/2017	171005			480.01 · Resid...		3,183.48	-39,758.97
General Journal	10/31/2017	171004		11/7 billing	480.01 · Resid...		3,472.85	-43,231.82
General Journal	11/30/2017	171009			480.01 · Resid...		5,813.17	-49,044.99
General Journal	12/31/2017	180107			480.01 · Resid...		7,275.95	-56,320.94
Total 482.09 · Government PGA						0.00	56,320.94	-56,320.94
480 · Customer Classes - Other								0.00
Total 480 · Customer Classes - Other								0.00
Total 480 · Customer Classes						721.69	588,549.40	-587,827.71
488.00 · Penalties & service charges								0.00
Deposit	01/03/2017		Navitas TN NG LLC ...	Katelyn Leach	1125 · Checkin...		50.00	-50.00
Deposit	01/06/2017		Navitas TN NG LLC ...	Ronald Jeffers	1125 · Checkin...		50.00	-100.00
Deposit	01/11/2017		Navitas TN NG LLC ...	Bernald Willia...	1125 · Checkin...		50.00	-150.00
General Journal	01/31/2017	170107		penalty calcul...	1243 · Custom...		1,719.88	-1,869.88
General Journal	02/07/2017	170110		Specialty Wo...	-SPLIT-	6,132.27		4,262.39
Deposit	02/17/2017		Navitas TN NG LLC ...	32 Connect Fee	1125 · Checkin...		50.00	4,212.39
General Journal	02/23/2017	170109		Lora eldridge	480.02 · Resid...	39.53		4,251.92
General Journal	02/28/2017	161233		penalty calc	1243 · Custom...		881.47	3,370.45
Deposit	03/03/2017		Navitas TN NG LLC ...	42 Connect Fee	1107 · Checkin...		50.00	3,320.45
General Journal	03/06/2017	170204		Justin Trett re...	1243 · Custom...		25.00	3,295.45
Deposit	03/07/2017		Navitas TN NG LLC ...	44 ReConnec...	1107 · Checkin...		25.00	3,270.45
General Journal	03/13/2017	161236		Lora Eldridge ...	1243 · Custom...		120.53	3,149.92
General Journal	03/13/2017	161239		First Voluntee...	1243 · Custom...	27.10		3,177.02
General Journal	03/29/2017	161233		Michael Perki...	1243 · Custom...	5.27		3,182.29
General Journal	03/31/2017	170305		penalty calc	1243 · Custom...		944.47	2,237.82
Deposit	04/06/2017		Navitas TN NG LLC ...	65 ReConnec...	1107 · Checkin...		25.00	2,212.82
General Journal	04/06/2017	170303		Huddleston re...	1243 · Custom...		25.00	2,187.82
General Journal	04/11/2017	170307		First Voluntee...	1243 · Custom...	30.20		2,218.02
Deposit	04/13/2017		Navitas TN NG LLC ...	Michael Rose...	1125 · Checkin...		50.00	2,168.02
Deposit	04/19/2017		Navitas TN NG LLC ...	73 Connect Fee	1107 · Checkin...		50.00	2,118.02
Deposit	04/20/2017		Navitas TN NG LLC ...	74 Connect Fee	1107 · Checkin...		50.00	2,068.02
General Journal	04/30/2017	170504		penalty calc	1243 · Custom...		1,223.65	844.37
General Journal	05/08/2017	170508		Reconnect La...	1243 · Custom...		50.00	794.37
General Journal	05/31/2017	170531		Mallie Penticu...	1107 · Checkin...		50.00	744.37
General Journal	05/31/2017	170606		penalty calcul...	1243 · Custom...		838.72	-94.35
General Journal	06/06/2017	170532		Dobson Reco...	1243 · Custom...		25.00	-119.35
Deposit	06/12/2017		Navitas TN NG LLC ...	108 Connect ...	1125 · Checkin...		50.00	-169.35

Navitas TN NG, LLC
General Ledger
As of December 31, 2017

Type	Date	Num	Name	Memo	Split	Debit	Credit	Balance
General Journal	06/30/2017	170704		penalty cald	1243 · Custom...		905.85	-1,075.20
General Journal	07/25/2017	170709		Reconnects T...	1243 · Custom...		50.00	-1,125.20
General Journal	07/31/2017	170713		penalty calc	1243 · Custom...		684.04	-1,809.24
General Journal	08/04/2017	170710		Betty A Hill re...	1243 · Custom...		25.00	-1,834.24
Deposit	08/10/2017		Navitas TN NG LLC ...	147 Connect ...	1125 · Checkin...		50.00	-1,884.24
Deposit	08/15/2017		Navitas TN NG LLC ...	149 Connect ...	1125 · Checkin...		50.00	-1,934.24
Deposit	08/29/2017		Navitas TN NG LLC ...	163 Connect ...	1125 · Checkin...		50.00	-1,984.24
General Journal	08/31/2017	170909		penalty calc	1243 · Custom...		436.29	-2,420.53
General Journal	09/15/2017	170632		J Trammell re...	1243 · Custom...		25.00	-2,445.53
Deposit	09/18/2017		Navitas TN NG LLC ...	171 Connect ...	1125 · Checkin...		50.00	-2,495.53
Deposit	09/21/2017		Navitas TN NG LLC ...	174 Connect ...	1125 · Checkin...		50.00	-2,545.53
General Journal	09/28/2017	170633		Karen Howar...	904 · Bad Debt		50.00	-2,595.53
Deposit	09/29/2017		Navitas TN NG LLC ...	180 Connect ...	1125 · Checkin...		50.00	-2,645.53
General Journal	09/30/2017	171006		penalty calcul...	1243 · Custom...		567.42	-3,212.95
Deposit	10/17/2017		Navitas TN NG LLC ...	192 Connect ...	1125 · Checkin...		50.00	-3,262.95
Deposit	10/26/2017		Navitas TN NG LLC ...	198 Connect ...	1125 · Checkin...		50.00	-3,312.95
Deposit	10/27/2017		Navitas TN NG LLC ...	199 Connect ...	1125 · Checkin...		50.00	-3,362.95
General Journal	10/30/2017	4793		Connection Fee	1107 · Checkin...		50.00	-3,412.95
General Journal	10/31/2017	171005		penalty calc 1...	1243 · Custom...		577.54	-3,990.49
General Journal	11/02/2017	4794		Rutherford co...	1243 · Custom...		25.00	-4,015.49
Deposit	11/06/2017		Navitas TN NG LLC ...	205 Connect ...	1107 · Checkin...		50.00	-4,065.49
Deposit	11/09/2017		Navitas TN NG LLC ...	207 Connect ...	1125 · Checkin...		50.00	-4,115.49
Deposit	11/10/2017		Navitas TN NG LLC ...	208 Connect ...	1125 · Checkin...		50.00	-4,165.49
Deposit	11/13/2017		Navitas TN NG LLC ...	209 Connect ...	1125 · Checkin...		50.00	-4,215.49
General Journal	11/17/2017	171134		Byrd	2413 · Custom...		50.00	-4,265.49
Deposit	11/20/2017		Navitas TN NG LLC ...	213 Connect ...	1125 · Checkin...		50.00	-4,315.49
Deposit	11/20/2017		Navitas TN NG LLC ...	213 Connect ...	1125 · Checkin...		50.00	-4,365.49
Deposit	11/20/2017		Navitas TN NG LLC ...	213 Connect ...	1107 · Checkin...		50.00	-4,415.49
General Journal	11/30/2017	171008		penalty calcul...	1243 · Custom...		1,137.56	-5,553.05
Deposit	12/11/2017		Navitas TN NG LLC ...	225 Connect ...	1125 · Checkin...		50.00	-5,603.05
Deposit	12/14/2017		Navitas TN NG LLC ...	228 Connect ...	1107 · Checkin...		50.00	-5,653.05
General Journal	12/14/2017	171133		M Lambdin	2413 · Custom...		250.00	-5,903.05
Deposit	12/15/2017		Navitas TN NG LLC ...	229 Connect ...	1125 · Checkin...		50.00	-5,953.05
Deposit	12/15/2017		Navitas TN NG LLC ...	229 Connect ...	1125 · Checkin...		50.00	-6,003.05
General Journal	12/31/2017	180107		penalty calcul...	1243 · Custom...		1,425.06	-7,428.11
Total 488.00 · Penalties & service charges						6,234.37	13,662.48	-7,428.11
Revenue - Other								0.00
Total Revenue - Other								0.00
Total Revenue						6,956.06	666,920.79	-659,964.73
Cost of Goods Sold								0.00
5001 · Commodity purchase								0.00
Total 5001 · Commodity purchase								0.00
800 · Well Head Purchases								0.00
Total 800 · Well Head Purchases								0.00

Navitas TN NG, LLC
General Ledger
As of December 31, 2017

Type	Date	Num	Name	Memo	Split	Debit	Credit	Balance
804 · City Gate Purchases								0.00
Bill	01/31/2017	1701T...	Navitas Utility Corpo...	Brydstown/Fe...	2233 · Other	14,164.00		14,164.00
Bill	01/31/2017	1701T...	Navitas Utility Corpo...	Jellico	2233 · Other	25,690.00		39,854.00
Bill	02/28/2017	1702T...	Navitas Utility Corpo...	Brydstown/Fe...	2233 · Other	12,244.00		52,098.00
Bill	02/28/2017	1702T...	Navitas Utility Corpo...	Jellico	2233 · Other	28,256.00		80,354.00
Bill	03/31/2017	1703T...	Navitas Utility Corpo...	Brydstown/Fe...	2233 · Other	10,779.00		91,133.00
Bill	03/31/2017	1703T...	Navitas Utility Corpo...	Jellico	2233 · Other	18,677.00		109,810.00
Bill	04/30/2017	1704T...	Navitas Utility Corpo...	Brydstown/Fe...	2233 · Other	8,026.00		117,836.00
Bill	04/30/2017	1704T...	Navitas Utility Corpo...	Jellico	2233 · Other	14,802.00		132,638.00
Bill	05/31/2017	1705T...	Navitas Utility Corpo...	Brydstown/Fe...	2233 · Other	3,362.00		136,000.00
Bill	05/31/2017	1705T...	Navitas Utility Corpo...	Jellico	2233 · Other	8,188.00		144,188.00
Bill	06/30/2017	1706T...	Navitas Utility Corpo...	Brydstown/Fe...	2233 · Other	3,617.00		147,805.00
Bill	06/30/2017	1706T...	Navitas Utility Corpo...	Jellico	2233 · Other	6,748.00		154,553.00
Bill	07/31/2017	1707T...	Navitas Utility Corpo...	Brydstown/Fe...	2233 · Other	1,389.00		155,942.00
Bill	07/31/2017	1707T...	Navitas Utility Corpo...	Jellico	2233 · Other	5,086.00		161,028.00
Bill	08/31/2017	1708T...	Navitas Utility Corpo...	Brydstown/Fe...	2233 · Other	2,271.00		163,299.00
Bill	08/31/2017	1708T...	Navitas Utility Corpo...	Jellico	2233 · Other	4,462.00		167,761.00
Bill	09/30/2017	1709T...	Navitas Utility Corpo...	Brydstown/Fe...	2233 · Other	1,287.00		169,048.00
Bill	09/30/2017	1709T...	Navitas Utility Corpo...	Jellico	2233 · Other	4,676.00		173,724.00
Bill	10/31/2017	1710T...	Navitas Utility Corpo...	Brydstown/Fe...	2233 · Other	1,958.00		175,682.00
Bill	10/31/2017	1710T...	Navitas Utility Corpo...	Jellico	2233 · Other	5,236.00		180,918.00
Bill	11/30/2017	1711T...	Navitas Utility Corpo...	Brydstown/Fe...	2233 · Other	5,068.00		185,986.00
Bill	11/30/2017	1711T...	Navitas Utility Corpo...	Jellico	2233 · Other	8,813.00		194,799.00
Bill	12/31/2017	1712T...	Navitas Utility Corpo...	Brydstown/Fe...	2233 · Other	6,094.00		200,893.00
Bill	12/31/2017	1712T...	Navitas Utility Corpo...	Jellico	2233 · Other	13,905.00		214,798.00
Total 804 · City Gate Purchases						214,798.00	0.00	214,798.00
805 · Other Gas Purchases								0.00
Total 805 · Other Gas Purchases								0.00
812 · Gas used for Utility Operation								0.00
6496 · Customer Discounts								0.00
Total 6496 · Customer Discounts								0.00

Navitas TN NG, LLC
General Ledger
As of December 31, 2017

Type	Date	Num	Name	Memo	Split	Debit	Credit	Balance
812 · Gas used for Utility Operation - Other								0.00
General Journal	01/09/2017	161207		Jellico gas bill	1243 · Custom...	126.42		126.42
General Journal	02/07/2017	170105		Jellico gas bill	1243 · Custom...	119.70		246.12
General Journal	03/08/2017	161235		Jellico gas bill	1243 · Custom...	127.53		373.65
General Journal	04/07/2017	170407		Jellico gas bill	1243 · Custom...	108.32		481.97
General Journal	05/08/2017	170507		Jellico gas bill	1243 · Custom...	32.12		514.09
General Journal	06/07/2017	170604		Jellico gas bill	1243 · Custom...	9.00		523.09
General Journal	07/08/2017	170707		Jellico gas bill	1243 · Custom...	9.00		532.09
General Journal	08/08/2017	170711		Jellico gas bill	1243 · Custom...	9.00		541.09
General Journal	09/12/2017	170906		Jellico gas bill	1243 · Custom...	9.00		550.09
General Journal	10/10/2017	171004		Jellico gas bill	1243 · Custom...	9.00		559.09
General Journal	11/08/2017	171002		Jellico gas bill	1243 · Custom...	11.86		570.95
General Journal	12/08/2017	171007		Jellico gas bill	1243 · Custom...	85.93		656.88
Total 812 · Gas used for Utility Operation - Other						656.88	0.00	656.88
Total 812 · Gas used for Utility Operation						656.88	0.00	656.88
813 · Other Gas Supply								0.00
Total 813 · Other Gas Supply								0.00
Cost of Goods Sold - Other								0.00
Total Cost of Goods Sold - Other								0.00
Total Cost of Goods Sold						215,454.88	0.00	215,454.88
5098 · Deferred fuel cost								0.00
Total 5098 · Deferred fuel cost								0.00
Direct Costs								0.00
403 · Depreciation Expense								0.00
5999 · Depreciation								0.00
Total 5999 · Depreciation								0.00
403 · Depreciation Expense - Other								0.00
General Journal	01/31/2017	170131			1774 · A/D - M...	2,701.60		2,701.60
General Journal	02/28/2017	170228			1774 · A/D - M...	2,701.60		5,403.20
General Journal	03/31/2017	170331			1774 · A/D - M...	2,703.20		8,106.40
General Journal	04/30/2017	170430			1774 · A/D - M...	2,703.20		10,809.60
General Journal	05/31/2017	170531			1774 · A/D - M...	2,703.20		13,512.80
General Journal	06/30/2017	170630			1774 · A/D - M...	2,703.20		16,216.00
General Journal	07/31/2017	170731			1774 · A/D - M...	2,703.20		18,919.20
General Journal	08/31/2017	170831			1774 · A/D - M...	2,703.20		21,622.40
General Journal	09/30/2017	170930			1774 · A/D - M...	2,703.20		24,325.60
General Journal	10/31/2017	171031			1774 · A/D - M...	2,708.79		27,034.39

Navitas TN NG, LLC
General Ledger
As of December 31, 2017

Type	Date	Num	Name	Memo	Split	Debit	Credit	Balance
General Journal	11/30/2017	171130			1774 · A/D - M...	2,708.79		29,743.18
General Journal	12/31/2017	171231			1774 · A/D - M...	2,708.79		32,451.97
Total 403 · Depreciation Expense - Other						32,451.97	0.00	32,451.97
Total 403 · Depreciation Expense						32,451.97	0.00	32,451.97
407 · Other Amortization								0.00
6699 · Amortization								0.00
Total 6699 · Amortization								0.00
407 · Other Amortization - Other								0.00
General Journal	01/31/2017	170131			1774 · A/D - M...	3,385.93		3,385.93
General Journal	02/28/2017	170228			1774 · A/D - M...	3,321.86		6,707.79
General Journal	03/31/2017	170331			1774 · A/D - M...	3,286.86		9,994.65
General Journal	04/30/2017	170430			1774 · A/D - M...	3,237.97		13,232.62
General Journal	05/31/2017	170531			1774 · A/D - M...	3,229.07		16,461.69
General Journal	06/30/2017	170630			1774 · A/D - M...	3,229.07		19,690.76
General Journal	07/31/2017	170731			1774 · A/D - M...	3,229.07		22,919.83
General Journal	08/31/2017	170831			1774 · A/D - M...	3,023.85		25,943.68
General Journal	09/30/2017	170930			1774 · A/D - M...	2,921.01		28,864.69
General Journal	10/31/2017	171031			1774 · A/D - M...	2,829.46		31,694.15
General Journal	11/30/2017	171130			1774 · A/D - M...	2,722.30		34,416.45
General Journal	12/31/2017	171231			1774 · A/D - M...	2,584.75		37,001.20
Total 407 · Other Amortization - Other						37,001.20	0.00	37,001.20
Total 407 · Other Amortization						37,001.20	0.00	37,001.20
874 · Mains & Services								0.00
5928 · Field Service								0.00
5931 · Labor								0.00
Total 5931 · Labor								0.00
5932 · Equipment								0.00
Total 5932 · Equipment								0.00
5933 · Fuel Surcharge								0.00
Total 5933 · Fuel Surcharge								0.00
5928 · Field Service - Other								0.00
Total 5928 · Field Service - Other								0.00
Total 5928 · Field Service								0.00

Navitas TN NG, LLC
General Ledger
As of December 31, 2017

Type	Date	Num	Name	Memo	Split	Debit	Credit	Balance
874 · Mains & Services - Other								0.00
Bill	01/31/2017	1701T...	Navitas Utility Corpo...		2233 · Other	5,355.00		5,355.00
Bill	02/28/2017	1702T...	Navitas Utility Corpo...		2233 · Other	5,733.00		11,088.00
Bill	03/31/2017	1703T...	Navitas Utility Corpo...		2233 · Other	7,631.00		18,719.00
Bill	04/30/2017	1704T...	Navitas Utility Corpo...		2233 · Other	4,918.00		23,637.00
Bill	05/31/2017	1705T...	Navitas Utility Corpo...		2233 · Other	4,857.00		28,494.00
Bill	06/30/2017	1706T...	Navitas Utility Corpo...		2233 · Other	5,450.00		33,944.00
Bill	07/31/2017	1707T...	Navitas Utility Corpo...		2233 · Other	7,880.00		41,824.00
Bill	08/31/2017	1708T...	Navitas Utility Corpo...		2233 · Other	5,148.00		46,972.00
Bill	09/30/2017	1709T...	Navitas Utility Corpo...		2233 · Other	7,948.00		54,920.00
Bill	10/31/2017	1710T...	Navitas Utility Corpo...		2233 · Other	5,140.00		60,060.00
Bill	11/30/2017	1711T...	Navitas Utility Corpo...		2233 · Other	5,027.00		65,087.00
Bill	12/31/2017	1712T...	Navitas Utility Corpo...		2233 · Other	7,035.00		72,122.00
Total 874 · Mains & Services - Other						72,122.00	0.00	72,122.00
Total 874 · Mains & Services						72,122.00	0.00	72,122.00
887 · Maintenance of Mains								0.00
Bill	01/31/2017	1701T...	Navitas Utility Corpo...		2233 · Other	76.00		76.00
Bill	02/28/2017	1702T...	Navitas Utility Corpo...		2233 · Other	0.00		76.00
Bill	03/31/2017	1703T...	Navitas Utility Corpo...		2233 · Other	0.00		76.00
Bill	04/30/2017	1704T...	Navitas Utility Corpo...		2233 · Other	0.00		76.00
Bill	05/31/2017	1705T...	Navitas Utility Corpo...		2233 · Other	870.00		946.00
Bill	06/30/2017	1706T...	Navitas Utility Corpo...		2233 · Other	461.00		1,407.00
Bill	07/31/2017	1707T...	Navitas Utility Corpo...		2233 · Other	0.00		1,407.00
Bill	08/31/2017	1708T...	Navitas Utility Corpo...		2233 · Other	670.00		2,077.00
Bill	09/30/2017	1709T...	Navitas Utility Corpo...		2233 · Other	0.00		2,077.00
General Journal	10/20/2017	171020		Charge for m...	1125 · Checkin...		135.00	1,942.00
Bill	10/31/2017	1710T...	Navitas Utility Corpo...		2233 · Other	0.00		1,942.00
Bill	11/30/2017	1711T...	Navitas Utility Corpo...		2233 · Other	1,149.00		3,091.00
Bill	12/01/2017	2017 ...	Navitas Utility Corpo...	Inventory mat...	2233 · Other	1,794.63		4,885.63
Bill	12/31/2017	1712T...	Navitas Utility Corpo...		2233 · Other	0.00		4,885.63
Total 887 · Maintenance of Mains						5,020.63	135.00	4,885.63
893 · Maintenance of Meters								0.00
5923 · NUC - Asset billing								0.00
Total 5923 · NUC - Asset billing								0.00

Navitas TN NG, LLC
General Ledger
As of December 31, 2017

Type	Date	Num	Name	Memo	Split	Debit	Credit	Balance
893 · Maintenance of Meters - Other								0.00
Bill	01/31/2017	1701T...	Navitas Utility Corpo...		2233 · Other	1,002.00		1,002.00
Bill	02/28/2017	1702T...	Navitas Utility Corpo...		2233 · Other	1,016.00		2,018.00
Bill	03/31/2017	1703T...	Navitas Utility Corpo...		2233 · Other	1,209.00		3,227.00
Bill	04/30/2017	1704T...	Navitas Utility Corpo...		2233 · Other	1,027.00		4,254.00
Bill	05/31/2017	1705T...	Navitas Utility Corpo...		2233 · Other	1,020.00		5,274.00
Bill	06/30/2017	1706T...	Navitas Utility Corpo...		2233 · Other	1,043.00		6,317.00
Bill	07/31/2017	1707T...	Navitas Utility Corpo...		2233 · Other	1,091.00		7,408.00
Bill	08/31/2017	1708T...	Navitas Utility Corpo...		2233 · Other	992.00		8,400.00
Bill	09/30/2017	1709T...	Navitas Utility Corpo...		2233 · Other	1,188.00		9,588.00
Bill	10/31/2017	1710T...	Navitas Utility Corpo...		2233 · Other	985.00		10,573.00
Bill	11/30/2017	1711T...	Navitas Utility Corpo...		2233 · Other	1,022.00		11,595.00
Bill	12/31/2017	1712T...	Navitas Utility Corpo...		2233 · Other	1,460.00		13,055.00
Total 893 · Maintenance of Meters - Other						13,055.00	0.00	13,055.00
Total 893 · Maintenance of Meters						13,055.00	0.00	13,055.00
894 · Maintenance of Other Equipment								0.00
Total 894 · Maintenance of Other Equipment								0.00
Direct Costs - Other								0.00
Total Direct Costs - Other								0.00
Total Direct Costs						159,650.80	135.00	159,515.80
Indirect Costs								0.00
903 · Customer Records & Collection								0.00
6320 · Bank fees								0.00
Total 6320 · Bank fees								0.00
6399 · Reconciliation Discrepancies								0.00
Total 6399 · Reconciliation Discrepancies								0.00
6410 · Lic, permit, member								0.00
Total 6410 · Lic, permit, member								0.00
6412 · Postage-billing								0.00
Total 6412 · Postage-billing								0.00

Navitas TN NG, LLC
General Ledger
As of December 31, 2017

Type	Date	Num	Name	Memo	Split	Debit	Credit	Balance
903 · Customer Records & Collection - Other								0.00
General Journal	01/04/2017	170104		BANKCARD ...	1107 · Checkin...	103.15		103.15
Check	01/31/2017			Service Charge	1125 · Checkin...	25.07		128.22
Bill	01/31/2017	1701T...	Navitas Utility Corpo...		2233 · Other	607.00		735.22
General Journal	02/02/2017	170202		BANKCARD ...	1107 · Checkin...	131.68		866.90
Check	02/28/2017			Service Charge	1125 · Checkin...	23.20		890.10
Bill	02/28/2017	1702T...	Navitas Utility Corpo...		2233 · Other	597.00		1,487.10
General Journal	03/02/2017	170302		BANKCARD ...	1107 · Checkin...	228.59		1,715.69
Bill	03/21/2017	PGA ...	Tennessee Public U...	Filing fee for ...	2233 · Other	25.00		1,740.69
Bill	03/28/2017	Repor...	Tennessee Secretar...	Tennessee L...	2233 · Other	300.00		2,040.69
Check	03/31/2017			Service Charge	1125 · Checkin...	25.22		2,065.91
Bill	03/31/2017	1703T...	Navitas Utility Corpo...		2233 · Other	664.00		2,729.91
General Journal	04/03/2017	170403		BANKCARD ...	1107 · Checkin...	172.90		2,902.81
Check	04/30/2017			Service Charge	1125 · Checkin...	21.15		2,923.96
Bill	04/30/2017	1704T...	Navitas Utility Corpo...		2233 · Other	1,340.00		4,263.96
General Journal	05/03/2017	170503		BANKCARD ...	1107 · Checkin...	127.87		4,391.83
Bill	05/19/2017	2016	Tennessee Departm...	2016 State Fr...	2203 · Taxes	1,366.00		5,757.83
General Journal	05/31/2017	170531		Mallie Penticu...	1107 · Checkin...	7.00		5,764.83
Bill	05/31/2017	1705T...	Navitas Utility Corpo...		2233 · Other	584.00		6,348.83
General Journal	06/02/2017	170602		BANKCARD ...	1107 · Checkin...	145.83		6,494.66
Check	06/30/2017			Service Charge	1125 · Checkin...	41.20		6,535.86
Bill	06/30/2017	1706T...	Navitas Utility Corpo...		2233 · Other	659.00		7,194.86
General Journal	07/03/2017	170703		BANKCARD ...	1107 · Checkin...	79.62		7,274.48
Check	07/31/2017			Service Charge	1125 · Checkin...	21.56		7,296.04
Bill	07/31/2017	1707T...	Navitas Utility Corpo...		2233 · Other	600.00		7,896.04
General Journal	08/02/2017	170802		BANKCARD ...	1107 · Checkin...	82.41		7,978.45
Check	08/31/2017			Service Charge	1125 · Checkin...	22.01		8,000.46
Bill	08/31/2017	1708T...	Navitas Utility Corpo...		2233 · Other	650.00		8,650.46
General Journal	09/05/2017	170905		BANKCARD ...	1107 · Checkin...	65.11		8,715.57
Bill	09/19/2017	2016-...	Tennessee Departm...	2016 State Fr...	2203 · Taxes	238.00		8,953.57
Credit	09/24/2017	2016-...	Tennessee Departm...	2016 State Fr...	2203 · Taxes		1,340.64	7,612.93
Check	09/30/2017			Service Charge	1125 · Checkin...	20.11		7,633.04
Bill	09/30/2017	1709T...	Navitas Utility Corpo...		2233 · Other	606.00		8,239.04
General Journal	10/02/2017	171002		BANKCARD ...	1107 · Checkin...	77.29		8,316.33
Check	10/31/2017			Service Charge	1125 · Checkin...	22.12		8,338.45
Bill	10/31/2017	1710T...	Navitas Utility Corpo...		2233 · Other	533.00		8,871.45
General Journal	11/02/2017	171102		BANKCARD ...	1107 · Checkin...	67.18		8,938.63
Check	11/30/2017			Service Charge	1125 · Checkin...	20.61		8,959.24
Bill	11/30/2017	1711T...	Navitas Utility Corpo...		2233 · Other	612.00		9,571.24
General Journal	12/04/2017	171204		BANKCARD ...	1107 · Checkin...	89.02		9,660.26
Check	12/31/2017			Service Charge	1125 · Checkin...	22.28		9,682.54
Bill	12/31/2017	1712T...	Navitas Utility Corpo...		2233 · Other	635.00		10,317.54
Total 903 · Customer Records & Collection - Other						11,658.18	1,340.64	10,317.54
Total 903 · Customer Records & Collection						11,658.18	1,340.64	10,317.54

Navitas TN NG, LLC
General Ledger
As of December 31, 2017

Type	Date	Num	Name	Memo	Split	Debit	Credit	Balance
904 · Bad Debt								0.00
6495 · Bad debt								0.00
Total 6495 · Bad debt								0.00
904 · Bad Debt - Other								0.00
General Journal	02/14/2017	170108		Write off bad ...	1243 · Custom...	1,960.94		1,960.94
General Journal	09/25/2017	170631		Bad debt writ...	1243 · Custom...	555.69		2,516.63
General Journal	09/28/2017	170633		Karen Howar...	-SPLIT-		76.44	2,440.19
General Journal	10/05/2017	171003		Jim Whitaker ...	1243 · Custom...		897.14	1,543.05
General Journal	12/13/2017	171131		301024625 Mi...	1243 · Custom...		166.95	1,376.10
General Journal	12/28/2017	170931		Mantissia Ro...	1243 · Custom...		577.42	798.68
General Journal	12/28/2017	170932		Ronald Jeffer...	1243 · Custom...		53.95	744.73
Total 904 · Bad Debt - Other						2,516.63	1,771.90	744.73
Total 904 · Bad Debt						2,516.63	1,771.90	744.73
908 · Customer Assistance								0.00
5927 · Customer Service								0.00
Total 5927 · Customer Service								0.00
908 · Customer Assistance - Other								0.00
Bill	01/31/2017	1701T...	Navitas Utility Corpo...		2233 · Other	1,080.00		1,080.00
Bill	02/28/2017	1702T...	Navitas Utility Corpo...		2233 · Other	1,115.00		2,195.00
Bill	03/31/2017	1703T...	Navitas Utility Corpo...		2233 · Other	1,646.00		3,841.00
Bill	04/30/2017	1704T...	Navitas Utility Corpo...		2233 · Other	1,105.00		4,946.00
Bill	05/31/2017	1705T...	Navitas Utility Corpo...		2233 · Other	1,104.00		6,050.00
Bill	06/30/2017	1706T...	Navitas Utility Corpo...		2233 · Other	1,066.00		7,116.00
Bill	07/31/2017	1707T...	Navitas Utility Corpo...		2233 · Other	1,352.00		8,468.00
Bill	08/31/2017	1708T...	Navitas Utility Corpo...		2233 · Other	1,128.00		9,596.00
Bill	09/30/2017	1709T...	Navitas Utility Corpo...		2233 · Other	1,618.00		11,214.00
Bill	10/31/2017	1710T...	Navitas Utility Corpo...		2233 · Other	1,130.00		12,344.00
Bill	11/30/2017	1711T...	Navitas Utility Corpo...		2233 · Other	1,073.00		13,417.00
Bill	12/31/2017	1712T...	Navitas Utility Corpo...		2233 · Other	1,150.00		14,567.00
Total 908 · Customer Assistance - Other						14,567.00	0.00	14,567.00
Total 908 · Customer Assistance						14,567.00	0.00	14,567.00
909 · Information Advertising								0.00
6460 · Company promotions								0.00
Total 6460 · Company promotions								0.00
909 · Information Advertising - Other								0.00
Total 909 · Information Advertising - Other								0.00
Total 909 · Information Advertising								0.00

Navitas TN NG, LLC
General Ledger
As of December 31, 2017

Type	Date	Num	Name	Memo	Split	Debit	Credit	Balance
920 · Administration & Gen Sales								0.00
5921 · NUC - Operations								0.00
Total 5921 · NUC - Operations								0.00
5926 · Administration								0.00
Total 5926 · Administration								0.00
920 · Administration & Gen Sales - Other								0.00
Bill	01/31/2017	1701T...	Navitas Utility Corpo...		2233 · Other	7,730.00		7,730.00
Bill	02/28/2017	1702T...	Navitas Utility Corpo...		2233 · Other	7,695.00		15,425.00
Bill	03/31/2017	1703T...	Navitas Utility Corpo...		2233 · Other	7,711.00		23,136.00
Bill	04/30/2017	1704T...	Navitas Utility Corpo...		2233 · Other	7,587.00		30,723.00
Bill	05/31/2017	1705T...	Navitas Utility Corpo...		2233 · Other	7,352.00		38,075.00
Bill	06/30/2017	1706T...	Navitas Utility Corpo...		2233 · Other	7,869.00		45,944.00
Bill	07/31/2017	1707T...	Navitas Utility Corpo...		2233 · Other	7,634.00		53,578.00
Bill	08/31/2017	1708T...	Navitas Utility Corpo...		2233 · Other	7,605.00		61,183.00
Bill	09/30/2017	1709T...	Navitas Utility Corpo...		2233 · Other	7,567.00		68,750.00
Bill	10/31/2017	1710T...	Navitas Utility Corpo...		2233 · Other	7,335.00		76,085.00
Bill	11/30/2017	1711T...	Navitas Utility Corpo...		2233 · Other	7,083.00		83,168.00
Bill	12/31/2017	1712T...	Navitas Utility Corpo...		2233 · Other	8,006.00		91,174.00
Total 920 · Administration & Gen Sales - Other						91,174.00	0.00	91,174.00
Total 920 · Administration & Gen Sales						91,174.00	0.00	91,174.00
921 · Office Supplies								0.00
6200 · Office Expenses								0.00
Total 6200 · Office Expenses								0.00
921 · Office Supplies - Other								0.00
Bill	01/31/2017	1701T...	Navitas Utility Corpo...		2233 · Other	2,681.00		2,681.00
Bill	02/28/2017	1702T...	Navitas Utility Corpo...		2233 · Other	2,467.00		5,148.00
Bill	03/31/2017	1703T...	Navitas Utility Corpo...		2233 · Other	2,338.00		7,486.00
Bill	04/30/2017	1704T...	Navitas Utility Corpo...		2233 · Other	2,281.00		9,767.00
Bill	05/31/2017	1705T...	Navitas Utility Corpo...		2233 · Other	2,266.00		12,033.00
Bill	06/30/2017	1706T...	Navitas Utility Corpo...		2233 · Other	2,609.00		14,642.00
Bill	07/31/2017	1707T...	Navitas Utility Corpo...		2233 · Other	2,320.00		16,962.00
Bill	08/31/2017	1708T...	Navitas Utility Corpo...		2233 · Other	2,216.00		19,178.00
Bill	09/30/2017	1709T...	Navitas Utility Corpo...		2233 · Other	2,282.00		21,460.00
Bill	10/31/2017	1710T...	Navitas Utility Corpo...		2233 · Other	2,979.00		24,439.00
Bill	11/30/2017	1711T...	Navitas Utility Corpo...		2233 · Other	2,684.00		27,123.00
Bill	12/31/2017	1712T...	Navitas Utility Corpo...		2233 · Other	2,406.00		29,529.00
Total 921 · Office Supplies - Other						29,529.00	0.00	29,529.00
Total 921 · Office Supplies						29,529.00	0.00	29,529.00

Navitas TN NG, LLC
General Ledger
As of December 31, 2017

Type	Date	Num	Name	Memo	Split	Debit	Credit	Balance
923 · Outside Services								0.00
6300 · Acct								0.00
Total 6300 · Acct								0.00
6310 · Accounting, consultation								0.00
Total 6310 · Accounting, consultation								0.00
6420 · Tax consult & filing								0.00
Total 6420 · Tax consult & filing								0.00
6425 · Legal								0.00
Total 6425 · Legal								0.00
923 · Outside Services - Other								0.00
Bill	01/31/2017	1701T...	Navitas Utility Corpo...		2233 · Other	2,690.00		2,690.00
Bill	02/28/2017	1702T...	Navitas Utility Corpo...		2233 · Other	2,122.00		4,812.00
Bill	03/31/2017	1703T...	Navitas Utility Corpo...		2233 · Other	1,823.00		6,635.00
Bill	04/30/2017	1704T...	Navitas Utility Corpo...		2233 · Other	1,557.00		8,192.00
Bill	05/31/2017	1705T...	Navitas Utility Corpo...		2233 · Other	2,436.00		10,628.00
Bill	06/30/2017	1706T...	Navitas Utility Corpo...		2233 · Other	4,440.00		15,068.00
Bill	07/31/2017	1707T...	Navitas Utility Corpo...		2233 · Other	780.00		15,848.00
Bill	08/31/2017	1708T...	Navitas Utility Corpo...		2233 · Other	2,915.00		18,763.00
Bill	09/30/2017	1709T...	Navitas Utility Corpo...		2233 · Other	3,061.00		21,824.00
Bill	10/31/2017	1710T...	Navitas Utility Corpo...		2233 · Other	2,875.00		24,699.00
Bill	11/30/2017	1711T...	Navitas Utility Corpo...		2233 · Other	3,711.00		28,410.00
Bill	12/31/2017	1712T...	Navitas Utility Corpo...		2233 · Other	3,029.00		31,439.00
Total 923 · Outside Services - Other						31,439.00	0.00	31,439.00
Total 923 · Outside Services						31,439.00	0.00	31,439.00
924 · Insurance								0.00
6440 · Bonds & insurance								0.00
Total 6440 · Bonds & insurance								0.00

Navitas TN NG, LLC
General Ledger
As of December 31, 2017

Type	Date	Num	Name	Memo	Split	Debit	Credit	Balance
924 · Insurance - Other								0.00
Bill	01/31/2017	1701T...	Navitas Utility Corpo...		2233 · Other	490.00		490.00
Bill	02/28/2017	1702T...	Navitas Utility Corpo...		2233 · Other	1,906.00		2,396.00
Bill	03/31/2017	1703T...	Navitas Utility Corpo...		2233 · Other	1,409.00		3,805.00
Bill	04/30/2017	1704T...	Navitas Utility Corpo...		2233 · Other	1,206.00		5,011.00
Bill	05/31/2017	1705T...	Navitas Utility Corpo...		2233 · Other	826.00		5,837.00
Bill	06/09/2017	170609	KOC- Insurance	Life insurance...	2233 · Other	407.00		6,244.00
Bill	06/19/2017	170619	Mass Mutual Financi...	Insurance	2233 · Other	3,895.00		10,139.00
Bill	06/30/2017	1706T...	Navitas Utility Corpo...		2233 · Other	980.00		11,119.00
Bill	07/31/2017	1707T...	Navitas Utility Corpo...		2233 · Other	2,445.00		13,564.00
Bill	08/08/2017	170808	Mass Mutual Financi...	Insurance	2233 · Other	725.00		14,289.00
Check	08/10/2017	ACH	KOC- Insurance	Policy Numbe...	1107 · Checkin...	190.95		14,479.95
Bill	08/31/2017	1708T...	Navitas Utility Corpo...		2233 · Other	1,287.00		15,766.95
Check	09/10/2017	ACH	KOC- Insurance	Policy Numbe...	1107 · Checkin...	193.67		15,960.62
Bill	09/30/2017	1709T...	Navitas Utility Corpo...		2233 · Other	1,036.00		16,996.62
Check	10/11/2017	ACH	KOC- Insurance	Policy Numbe...	1107 · Checkin...	193.67		17,190.29
Bill	10/31/2017	1710T...	Navitas Utility Corpo...		2233 · Other	1,141.00		18,331.29
Check	11/10/2017	ACH	KOC- Insurance	Policy Numbe...	1107 · Checkin...	193.67		18,524.96
Bill	11/30/2017	1711T...	Navitas Utility Corpo...		2233 · Other	1,316.00		19,840.96
Check	12/10/2017	ACH	KOC- Insurance	Policy Numbe...	1107 · Checkin...	193.67		20,034.63
Bill	12/31/2017	1712T...	Navitas Utility Corpo...		2233 · Other	1,386.00		21,420.63
Total 924 · Insurance - Other						21,420.63	0.00	21,420.63
Total 924 · Insurance						21,420.63	0.00	21,420.63
925 · I/D - Safety & Security								0.00
Bill	01/31/2017	1701T...	Navitas Utility Corpo...		2233 · Other	22.00		22.00
Bill	02/28/2017	1702T...	Navitas Utility Corpo...		2233 · Other	1,468.00		1,490.00
Bill	03/31/2017	1703T...	Navitas Utility Corpo...		2233 · Other	678.00		2,168.00
Bill	04/30/2017	1704T...	Navitas Utility Corpo...		2233 · Other	5.00		2,173.00
Bill	05/31/2017	1705T...	Navitas Utility Corpo...		2233 · Other	56.00		2,229.00
Bill	06/30/2017	1706T...	Navitas Utility Corpo...		2233 · Other	1,324.00		3,553.00
Bill	07/31/2017	1707T...	Navitas Utility Corpo...		2233 · Other	123.00		3,676.00
Bill	08/31/2017	1708T...	Navitas Utility Corpo...		2233 · Other	64.00		3,740.00
Bill	09/30/2017	1709T...	Navitas Utility Corpo...		2233 · Other	23.00		3,763.00
Bill	10/31/2017	1710T...	Navitas Utility Corpo...		2233 · Other	3.00		3,766.00
Bill	11/30/2017	1711T...	Navitas Utility Corpo...		2233 · Other	343.00		4,109.00
Bill	12/31/2017	1712T...	Navitas Utility Corpo...		2233 · Other	1,021.00		5,130.00
Total 925 · I/D - Safety & Security						5,130.00	0.00	5,130.00

Navitas TN NG, LLC
General Ledger
As of December 31, 2017

Type	Date	Num	Name	Memo	Split	Debit	Credit	Balance
926 · Employee Benefits								0.00
Bill	01/31/2017	1701T...	Navitas Utility Corpo...		2233 · Other	3,903.00		3,903.00
Bill	02/28/2017	1702T...	Navitas Utility Corpo...		2233 · Other	3,846.00		7,749.00
Bill	03/31/2017	1703T...	Navitas Utility Corpo...		2233 · Other	4,149.00		11,898.00
Bill	04/30/2017	1704T...	Navitas Utility Corpo...		2233 · Other	4,409.00		16,307.00
Bill	05/31/2017	1705T...	Navitas Utility Corpo...		2233 · Other	4,277.00		20,584.00
Bill	06/30/2017	1706T...	Navitas Utility Corpo...		2233 · Other	4,159.00		24,743.00
Bill	07/31/2017	1707T...	Navitas Utility Corpo...		2233 · Other	4,025.00		28,768.00
Bill	08/31/2017	1708T...	Navitas Utility Corpo...		2233 · Other	4,143.00		32,911.00
Bill	09/30/2017	1709T...	Navitas Utility Corpo...		2233 · Other	4,614.00		37,525.00
Bill	10/31/2017	1710T...	Navitas Utility Corpo...		2233 · Other	4,196.00		41,721.00
Bill	11/30/2017	1711T...	Navitas Utility Corpo...		2233 · Other	4,102.00		45,823.00
Bill	12/31/2017	1712T...	Navitas Utility Corpo...		2233 · Other	4,083.00		49,906.00
Total 926 · Employee Benefits						49,906.00	0.00	49,906.00
928 · Regulatory Commission Expense								0.00
General Journal	01/31/2017	170131		Monthly TRA ...	1401 · Prepaid...	266.00		266.00
General Journal	02/28/2017	170228		Monthly TRA ...	1401 · Prepaid...	266.00		532.00
General Journal	03/31/2017	170331		Monthly TRA ...	1401 · Prepaid...	270.00		802.00
General Journal	04/30/2017	170430		Monthly TRA ...	1401 · Prepaid...	227.00		1,029.00
General Journal	05/31/2017	170531		Monthly TRA ...	1401 · Prepaid...	227.00		1,256.00
General Journal	06/30/2017	170630		Monthly TRA ...	1401 · Prepaid...	227.00		1,483.00
General Journal	07/31/2017	170731		Monthly TRA ...	1401 · Prepaid...	227.00		1,710.00
General Journal	08/31/2017	170831		Monthly TRA ...	1401 · Prepaid...	227.00		1,937.00
General Journal	09/30/2017	170930		Monthly TRA ...	1401 · Prepaid...	227.00		2,164.00
General Journal	10/31/2017	171031		Monthly TRA ...	1401 · Prepaid...	227.00		2,391.00
General Journal	11/30/2017	171130		Monthly TRA ...	1401 · Prepaid...	227.00		2,618.00
General Journal	12/31/2017	171231		Monthly TRA ...	1401 · Prepaid...	227.00		2,845.00
Total 928 · Regulatory Commission Expense						2,845.00	0.00	2,845.00
930 · Misc General Expense								0.00
Total 930 · Misc General Expense								0.00

Navitas TN NG, LLC
General Ledger
As of December 31, 2017

Type	Date	Num	Name	Memo	Split	Debit	Credit	Balance
931 · Rents								0.00
Bill	01/01/2017	1701T...	Fort Cobb Fuel Auth...	Jan Eakly Offi...	2233 · Other	349.00		349.00
Bill	01/01/2017	1701T...	Navitas Assets LLC	Jan Rent for ...	2233 · Other	867.00		1,216.00
Bill	01/31/2017	1701T...	Navitas Utility Corpo...		2233 · Other	251.00		1,467.00
Bill	01/31/2017	1701T...	Navitas Utility Corpo...	Pickups	2233 · Other	486.00		1,953.00
Bill	01/31/2017	1701T...	Navitas Utility Corpo...	Tools & Equip...	2233 · Other	342.00		2,295.00
Bill	01/31/2017	1701T...	Navitas Utility Corpo...	Office Equipm...	2233 · Other	399.00		2,694.00
Bill	01/31/2017	1701T...	Navitas Utility Corpo...	Meters	2233 · Other	899.00		3,593.00
Bill	02/01/2017	1702T...	Fort Cobb Fuel Auth...	Feb Eakly Offi...	2233 · Other	349.00		3,942.00
Bill	02/01/2017	1702T...	Navitas Assets LLC	Feb Rent for ...	2233 · Other	867.00		4,809.00
Bill	02/28/2017	1702T...	Navitas Utility Corpo...		2233 · Other	178.00		4,987.00
Bill	02/28/2017	1702T...	Navitas Utility Corpo...	Pickups	2233 · Other	486.00		5,473.00
Bill	02/28/2017	1702T...	Navitas Utility Corpo...	Tools & Equip...	2233 · Other	342.00		5,815.00
Bill	02/28/2017	1702T...	Navitas Utility Corpo...	Office Equipm...	2233 · Other	399.00		6,214.00
Bill	02/28/2017	1702T...	Navitas Utility Corpo...	Meters	2233 · Other	899.00		7,113.00
Bill	03/01/2017	1703T...	Fort Cobb Fuel Auth...	Mar Eakly Offi...	2233 · Other	349.00		7,462.00
Bill	03/01/2017	1703T...	Navitas Assets LLC	Mar Rent for ...	2233 · Other	867.00		8,329.00
Bill	03/31/2017	1703T...	Navitas Utility Corpo...		2233 · Other	269.00		8,598.00
Bill	03/31/2017	1703T...	Navitas Utility Corpo...	Pickups	2233 · Other	486.00		9,084.00
Bill	03/31/2017	1703T...	Navitas Utility Corpo...	Tools & Equip...	2233 · Other	342.00		9,426.00
Bill	03/31/2017	1703T...	Navitas Utility Corpo...	Office Equipm...	2233 · Other	399.00		9,825.00
Bill	03/31/2017	1703T...	Navitas Utility Corpo...	Meters	2233 · Other	899.00		10,724.00
Bill	04/01/2017	1704T...	Navitas Assets LLC	Apr Rent for ...	2233 · Other	867.00		11,591.00
Bill	04/01/2017	1704T...	Fort Cobb Fuel Auth...	Apr Eakly Offi...	2233 · Other	349.00		11,940.00
Bill	04/30/2017	1704T...	Navitas Utility Corpo...		2233 · Other	35.00		11,975.00
Bill	04/30/2017	1704T...	Navitas Utility Corpo...	Pickups	2233 · Other	486.00		12,461.00
Bill	04/30/2017	1704T...	Navitas Utility Corpo...	Tools & Equip...	2233 · Other	342.00		12,803.00
Bill	04/30/2017	1704T...	Navitas Utility Corpo...	Office Equipm...	2233 · Other	399.00		13,202.00
Bill	04/30/2017	1704T...	Navitas Utility Corpo...	Meters	2233 · Other	899.00		14,101.00
Bill	05/01/2017	1705T...	Navitas Assets LLC	May Rent for ...	2233 · Other	867.00		14,968.00
Bill	05/01/2017	1705T...	Fort Cobb Fuel Auth...	May Eakly Off...	2233 · Other	349.00		15,317.00
Bill	05/31/2017	1705T...	Navitas Utility Corpo...		2233 · Other	35.00		15,352.00
Bill	05/31/2017	1705T...	Navitas Utility Corpo...	Pickups	2233 · Other	486.00		15,838.00
Bill	05/31/2017	1705T...	Navitas Utility Corpo...	Tools & Equip...	2233 · Other	342.00		16,180.00
Bill	05/31/2017	1705T...	Navitas Utility Corpo...	Office Equipm...	2233 · Other	399.00		16,579.00
Bill	05/31/2017	1705T...	Navitas Utility Corpo...	Meters	2233 · Other	899.00		17,478.00
Bill	06/01/2017	1706T...	Navitas Assets LLC	June Rent for ...	2233 · Other	867.00		18,345.00
Bill	06/01/2017	1706T...	Fort Cobb Fuel Auth...	June Eakly Of...	2233 · Other	349.00		18,694.00
Bill	06/30/2017	1706T...	Navitas Utility Corpo...		2233 · Other	142.00		18,836.00
Bill	06/30/2017	1706T...	Navitas Utility Corpo...	Pickups	2233 · Other	486.00		19,322.00
Bill	06/30/2017	1706T...	Navitas Utility Corpo...	Tools & Equip...	2233 · Other	342.00		19,664.00
Bill	06/30/2017	1706T...	Navitas Utility Corpo...	Office Equipm...	2233 · Other	399.00		20,063.00
Bill	06/30/2017	1706T...	Navitas Utility Corpo...	Meters	2233 · Other	899.00		20,962.00
Bill	07/01/2017	1707T...	Navitas Assets LLC	July Rent for ...	2233 · Other	867.00		21,829.00
Bill	07/01/2017	1707T...	Fort Cobb Fuel Auth...	July Eakly Off...	2233 · Other	349.00		22,178.00
Bill	07/31/2017	1707T...	Navitas Utility Corpo...		2233 · Other	33.00		22,211.00
Bill	07/31/2017	1707T...	Navitas Utility Corpo...	Pickups	2233 · Other	486.00		22,697.00
Bill	07/31/2017	1707T...	Navitas Utility Corpo...	Tools & Equip...	2233 · Other	342.00		23,039.00
Bill	07/31/2017	1707T...	Navitas Utility Corpo...	Office Equipm...	2233 · Other	399.00		23,438.00

Navitas TN NG, LLC
General Ledger
As of December 31, 2017

Type	Date	Num	Name	Memo	Split	Debit	Credit	Balance
Bill	07/31/2017	1707T...	Navitas Utility Corpo...	Meters	2233 · Other	899.00		24,337.00
Bill	08/01/2017	1708T...	Navitas Assets LLC	Aug Rent for ...	2233 · Other	867.00		25,204.00
Bill	08/01/2017	1708T...	Fort Cobb Fuel Auth...	August Eakly ...	2233 · Other	349.00		25,553.00
Bill	08/31/2017	1708T...	Navitas Utility Corpo...		2233 · Other	717.00		26,270.00
Bill	08/31/2017	1708T...	Navitas Utility Corpo...	Pickups	2233 · Other	486.00		26,756.00
Bill	08/31/2017	1708T...	Navitas Utility Corpo...	Tools & Equip...	2233 · Other	342.00		27,098.00
Bill	08/31/2017	1708T...	Navitas Utility Corpo...	Office Equipm...	2233 · Other	399.00		27,497.00
Bill	08/31/2017	1708T...	Navitas Utility Corpo...	Meters	2233 · Other	899.00		28,396.00
Bill	09/01/2017	1709T...	Navitas Assets LLC	Sept Rent for ...	2233 · Other	867.00		29,263.00
Bill	09/01/2017	1709T...	Fort Cobb Fuel Auth...	September E...	2233 · Other	349.00		29,612.00
Bill	09/30/2017	1709T...	Navitas Utility Corpo...		2233 · Other	264.00		29,876.00
Bill	09/30/2017	1709T...	Navitas Utility Corpo...	Pickups	2233 · Other	486.00		30,362.00
Bill	09/30/2017	1709T...	Navitas Utility Corpo...	Tools & Equip...	2233 · Other	342.00		30,704.00
Bill	09/30/2017	1709T...	Navitas Utility Corpo...	Office Equipm...	2233 · Other	399.00		31,103.00
Bill	09/30/2017	1709T...	Navitas Utility Corpo...	Meters	2233 · Other	898.00		32,001.00
Bill	10/01/2017	1710T...	Fort Cobb Fuel Auth...	October Eakly...	2233 · Other	349.00		32,350.00
Bill	10/01/2017	1710T...	Navitas Assets LLC	Oct Rent for ...	2233 · Other	867.00		33,217.00
Bill	10/31/2017	1710T...	Navitas Utility Corpo...		2233 · Other	167.00		33,384.00
Bill	10/31/2017	1710T...	Navitas Utility Corpo...	Pickups	2233 · Other	486.00		33,870.00
Bill	10/31/2017	1710T...	Navitas Utility Corpo...	Tools & Equip...	2233 · Other	342.00		34,212.00
Bill	10/31/2017	1710T...	Navitas Utility Corpo...	Office Equipm...	2233 · Other	399.00		34,611.00
Bill	10/31/2017	1710T...	Navitas Utility Corpo...	Meters	2233 · Other	898.00		35,509.00
Bill	11/01/2017	1711T...	Fort Cobb Fuel Auth...	November Ea...	2233 · Other	349.00		35,858.00
Bill	11/01/2017	1711T...	Navitas Assets LLC	Nov Rent for ...	2233 · Other	867.00		36,725.00
Bill	11/30/2017	1711T...	Navitas Utility Corpo...		2233 · Other	167.00		36,892.00
Bill	11/30/2017	1711T...	Navitas Utility Corpo...	Pickups	2233 · Other	486.00		37,378.00
Bill	11/30/2017	1711T...	Navitas Utility Corpo...	Tools & Equip...	2233 · Other	342.00		37,720.00
Bill	11/30/2017	1711T...	Navitas Utility Corpo...	Office Equipm...	2233 · Other	399.00		38,119.00
Bill	11/30/2017	1711T...	Navitas Utility Corpo...	Meters	2233 · Other	898.00		39,017.00
Bill	12/01/2017	1712T...	Fort Cobb Fuel Auth...	December Ea...	2233 · Other	349.00		39,366.00
Bill	12/01/2017	1712T...	Navitas Assets LLC	Dec Rent for ...	2233 · Other	867.00		40,233.00
Bill	12/31/2017	1712T...	Navitas Utility Corpo...		2233 · Other	265.00		40,498.00
Bill	12/31/2017	1712T...	Navitas Utility Corpo...	Pickups	2233 · Other	486.00		40,984.00
Bill	12/31/2017	1712T...	Navitas Utility Corpo...	Tools & Equip...	2233 · Other	342.00		41,326.00
Bill	12/31/2017	1712T...	Navitas Utility Corpo...	Office Equipm...	2233 · Other	399.00		41,725.00
Bill	12/31/2017	1712T...	Navitas Utility Corpo...	Meters	2233 · Other	898.00		42,623.00
Total 931 · Rents						42,623.00	0.00	42,623.00
932 · Maintenance of General Plant								0.00
6220 · Facilities								0.00
Total 6220 · Facilities								0.00

Navitas TN NG, LLC
General Ledger
As of December 31, 2017

Type	Date	Num	Name	Memo	Split	Debit	Credit	Balance
932 · Maintenance of General Plant - Other								0.00
Bill	01/31/2017	1701T...	Navitas Utility Corpo...		2233 · Other	49.00		49.00
Bill	02/28/2017	1702T...	Navitas Utility Corpo...		2233 · Other	72.00		121.00
Bill	03/31/2017	1703T...	Navitas Utility Corpo...		2233 · Other	66.00		187.00
Bill	04/30/2017	1704T...	Navitas Utility Corpo...		2233 · Other	163.00		350.00
Bill	05/31/2017	1705T...	Navitas Utility Corpo...		2233 · Other	123.00		473.00
Bill	06/30/2017	1706T...	Navitas Utility Corpo...		2233 · Other	121.00		594.00
Bill	07/31/2017	1707T...	Navitas Utility Corpo...		2233 · Other	160.00		754.00
Bill	08/31/2017	1708T...	Navitas Utility Corpo...		2233 · Other	41.00		795.00
Bill	09/30/2017	1709T...	Navitas Utility Corpo...		2233 · Other	50.00		845.00
Bill	10/31/2017	1710T...	Navitas Utility Corpo...		2233 · Other	61.00		906.00
Bill	11/30/2017	1711T...	Navitas Utility Corpo...		2233 · Other	53.00		959.00
Bill	12/31/2017	1712T...	Navitas Utility Corpo...		2233 · Other	71.00		1,030.00
Total 932 · Maintenance of General Plant - Other						1,030.00	0.00	1,030.00
Total 932 · Maintenance of General Plant						1,030.00	0.00	1,030.00
Indirect Costs - Other								0.00
Total Indirect Costs - Other								0.00
Total Indirect Costs						303,838.44	3,112.54	300,725.90
6000 · O/H								0.00
6210 · Payroll Expenses								0.00
Total 6210 · Payroll Expenses								0.00
6400 · Biz exps								0.00
Total 6400 · Biz exps								0.00
6000 · O/H - Other								0.00
Total 6000 · O/H - Other								0.00
Total 6000 · O/H								0.00
66000 · Payroll Expenses								0.00
Total 66000 · Payroll Expenses								0.00
Other Income								0.00
417 · Revenue non-utility operation								0.00
6710 · Other income pre 2013								0.00
Total 6710 · Other income pre 2013								0.00
6711 · Sales Tax Discounts								0.00
Total 6711 · Sales Tax Discounts								0.00
417 · Revenue non-utility operation - Other								0.00
Total 417 · Revenue non-utility operation - Other								0.00
Total 417 · Revenue non-utility operation								0.00

Navitas TN NG, LLC
General Ledger
As of December 31, 2017

Type	Date	Num	Name	Memo	Split	Debit	Credit	Balance
419 · Interest Income								0.00
6810 · Interest income pre 2013								0.00
Total 6810 · Interest income pre 2013								0.00
419 · Interest Income - Other								0.00
Total 419 · Interest Income - Other								0.00
Total 419 · Interest Income								0.00
Other Income - Other								0.00
Total Other Income - Other								0.00
Total Other Income								0.00
Other Expense								0.00
408 · Ad-Valorem Tax								0.00
6408 · Advalorem Tax Exp								0.00
Total 6408 · Advalorem Tax Exp								0.00
408 · Ad-Valorem Tax - Other								0.00
General Journal	01/31/2017	170131		Ad-Valorem T...	2402 · Advalor...	1,150.00		1,150.00
General Journal	02/28/2017	170228		Ad-Valorem T...	2402 · Advalor...	1,150.00		2,300.00
General Journal	03/31/2017	170331		Ad-Valorem T...	2402 · Advalor...	1,150.00		3,450.00
General Journal	04/30/2017	170430		Ad-Valorem T...	2402 · Advalor...	1,150.00		4,600.00
General Journal	05/31/2017	170531		Ad-Valorem T...	2402 · Advalor...	1,150.00		5,750.00
General Journal	06/30/2017	170630		Ad-Valorem T...	2402 · Advalor...	1,150.00		6,900.00
General Journal	07/31/2017	170731		Ad-Valorem T...	2402 · Advalor...	1,150.00		8,050.00
General Journal	08/31/2017	170831		Ad-Valorem T...	2402 · Advalor...	1,150.00		9,200.00
General Journal	09/30/2017	170930		Ad-Valorem T...	2402 · Advalor...	1,150.00		10,350.00
General Journal	10/31/2017	171031		Ad-Valorem T...	2402 · Advalor...	1,150.00		11,500.00
General Journal	11/30/2017	171130		Ad-Valorem T...	2402 · Advalor...	1,150.00		12,650.00
General Journal	12/31/2017	171231		Ad-Valorem T...	2402 · Advalor...	1,150.00		13,800.00
General Journal	12/31/2017	171231		Ad-Valorem T...	2402 · Advalor...	7,462.29		21,262.29
Total 408 · Ad-Valorem Tax - Other						21,262.29	0.00	21,262.29
Total 408 · Ad-Valorem Tax						21,262.29	0.00	21,262.29
409 · Income Tax								0.00
6900 · Corporate income tax								0.00
Total 6900 · Corporate income tax								0.00
409 · Income Tax - Other								0.00
Total 409 · Income Tax - Other								0.00
Total 409 · Income Tax								0.00
427 · Interest Expense								0.00
6860 · Interest expense								0.00
Total 6860 · Interest expense								0.00

Navitas TN NG, LLC
General Ledger
As of December 31, 2017

Type	Date	Num	Name	Memo	Split	Debit	Credit	Balance
6861 · Interest-Meter Deposits								0.00
Total 6861 · Interest-Meter Deposits								0.00
427 · Interest Expense - Other								0.00
Bill	01/01/2017	170101	Bank 7	Loan 1010633	2233 · Other	2,578.57		2,578.57
General Journal	01/07/2017	161206		Prema Inc final	481.11 · Com...	1.49		2,580.06
General Journal	01/19/2017	170132		Justin Lay, final	480.02 · Resid...	0.82		2,580.88
General Journal	01/19/2017	170133		M Rookard, fi...	480.02 · Resid...	0.82		2,581.70
Bill	02/01/2017	170201	Bank 7	Loan 1010633	2233 · Other	2,571.22		5,152.92
General Journal	03/01/2017	170203		Linda Carroll ...	2413 · Custom...	1.61		5,154.53
Bill	03/01/2017	170227	Bank 7	Loan 1010633	2233 · Other	2,563.85		7,718.38
General Journal	03/13/2017	161237		Lora Eldridge ...	2413 · Custom...	1.84		7,720.22
Bill	04/01/2017	170331	Bank 7	Loan 1010633	2233 · Other	2,556.44		10,276.66
General Journal	04/17/2017	170310		Lake Mart, final	481.11 · Com...	4.65		10,281.31
General Journal	04/18/2017	170311		Jasmine Kello...	480.01 · Resid...	2.53		10,283.84
Bill	05/01/2017	170502	Bank 7	Loan 1010633	2233 · Other	2,548.99		12,832.83
General Journal	05/08/2017	170506		Donny Thoma...	2413 · Custom...	3.70		12,836.53
Bill	06/01/2017	170605	Bank 7	Loan 1010633	2233 · Other	2,541.50		15,378.03
General Journal	06/13/2017	170608		Lonnie Jones ...	2413 · Custom...	3.92		15,381.95
Bill	07/01/2017	170706	Bank 7	Loan 1010633	2233 · Other	2,533.98		17,915.93
Bill	08/01/2017	170731	Bank 7	Loan 1010633	2233 · Other	2,526.42		20,442.35
General Journal	08/09/2017	170715		Final bills (pa...	2413 · Custom...	22.14		20,464.49
General Journal	08/15/2017	170716		Final bill Autu...	480.01 · Resid...	6.08		20,470.57
General Journal	08/23/2017	170732		Walk by Faith...	2413 · Custom...	5.62		20,476.19
Bill	09/01/2017	170901	Bank 7	Loan 1010633	2233 · Other	2,518.82		22,995.01
Bill	10/01/2017	171001	Bank 7	Loan 1010633	2233 · Other	2,511.18		25,506.19
Bill	11/01/2017	171030	Bank 7	Loan 1010633	2233 · Other	2,503.51		28,009.70
General Journal	11/08/2017	171003		Katelynn Lea...	2413 · Custom...	7.08		28,016.78
Bill	12/01/2017	171201	Bank 7	Loan 1010633	2233 · Other	2,495.80		30,512.58
General Journal	12/31/2017	180107		Deposit intere...	480.01 · Resid...	592.26		31,104.84
Total 427 · Interest Expense - Other						31,104.84	0.00	31,104.84
Total 427 · Interest Expense						31,104.84	0.00	31,104.84
6760 · Other expense pre 2013								0.00
Total 6760 · Other expense pre 2013								0.00
Other Expense - Other								0.00
Total Other Expense - Other								0.00
Total Other Expense						52,367.13	0.00	52,367.13
7001 · Suspense								0.00
Total 7001 · Suspense								0.00

Navitas TN NG, LLC
General Ledger
As of December 31, 2017

Type	Date	Num	Name	Memo	Split	Debit	Credit	Balance
No accnt								0.00
Total no accnt								0.00
TOTAL						**2,805,444.05**	**2,805,444.05**	**0.00**

Navitas TN NG, LLC
General Ledger
As of December 31, 2018

Type	Date	Num	Name	Memo	Split	Debit	Credit	Balance
1100 · Cash								27,762.21
1107 · Checking - Bank 7								24,304.67
Payment	01/02/2018	Batch 1	Navitas TN NG LLC ...		1243 · Custom...	614.12		24,918.79
Payment	01/02/2018	Batch 1	Navitas TN NG LLC ...		1243 · Custom...	347.37		25,266.16
General Journal	01/02/2018	180102		BANKCARD ...	903 · Custome...		92.66	25,173.50
Payment	01/03/2018	Batch 2	Navitas TN NG LLC ...		1243 · Custom...	1,788.78		26,962.28
Payment	01/03/2018	Batch 2	Navitas TN NG LLC ...		1243 · Custom...	10,035.23		36,997.51
Payment	01/04/2018	Batch 3	Navitas TN NG LLC ...		1243 · Custom...	339.96		37,337.47
Deposit	01/04/2018			Deposit	-SPLIT-	250.00		37,587.47
General Journal	01/04/2018	180103		Ret ck Ralph ...	-SPLIT-		153.00	37,434.47
General Journal	01/04/2018	180103		Ret ck Ralph ...	1107 · Checkin...		7.00	37,427.47
Payment	01/05/2018	Batch 4	Navitas TN NG LLC ...		1243 · Custom...	18.23		37,445.70
Bill Pmt -Check	01/05/2018	1361	Campbell County Tr...	Ad-Valorem T...	2203 · Taxes		9,094.00	28,351.70
Bill Pmt -Check	01/05/2018	1362	Fentress County Tru...	Ad-Valorem T...	2203 · Taxes		57.00	28,294.70
Bill Pmt -Check	01/05/2018	1363	Pickett County Trust...	Ad-Valorem T...	2203 · Taxes		1,414.80	26,879.90
Bill Pmt -Check	01/05/2018	1364	Town of Byrdstown	2017 Byrdsto...	2203 · Taxes		401.00	26,478.90
Bill Pmt -Check	01/05/2018	1365	Bank 7	Loan 1010633	2233 · Other		4,046.11	22,432.79
Bill Pmt -Check	01/05/2018	1366	Navitas Utility Corpo...		2233 · Other		20,000.00	2,432.79
Payment	01/08/2018	Batch 5	Navitas TN NG LLC ...		1243 · Custom...	3,391.58		5,824.37
Payment	01/08/2018	Batch 5	Navitas TN NG LLC ...		1243 · Custom...	339.11		6,163.48
Payment	01/09/2018	Batch 6	Navitas TN NG LLC ...		1243 · Custom...	120.40		6,283.88
Payment	01/09/2018	Batch 6	Navitas TN NG LLC ...		1243 · Custom...	491.91		6,775.79
Check	01/10/2018	ACH	KOC- Insurance	Policy Numbe...	924 · Insurance		193.67	6,582.12
Check	01/10/2018	1057	Bank 7	Transfer	1125 · Checkin...	3,000.00		9,582.12
Bill Pmt -Check	01/10/2018	1367	Navitas Utility Corpo...		2233 · Other		8,000.00	1,582.12
Payment	01/10/2018	Batch 7	Navitas TN NG LLC ...		1243 · Custom...	39.83		1,621.95
Payment	01/10/2018	Batch 7	Navitas TN NG LLC ...		1243 · Custom...	65.00		1,686.95
Deposit	01/10/2018			Deposit	2413 · Custom...	500.00		2,186.95
Payment	01/11/2018	Batch 8	Navitas TN NG LLC ...		1243 · Custom...	50.00		2,236.95
Payment	01/11/2018	Batch 8	Navitas TN NG LLC ...		1243 · Custom...	233.92		2,470.87
Payment	01/12/2018	Batch 9	Navitas TN NG LLC ...		1243 · Custom...	152.20		2,623.07
Payment	01/15/2018	Batch ...	Navitas TN NG LLC ...		1243 · Custom...	620.02		3,243.09
Payment	01/16/2018	Batch ...	Navitas TN NG LLC ...		1243 · Custom...	65.00		3,308.09
Payment	01/16/2018	Batch ...	Navitas TN NG LLC ...		1243 · Custom...	2,436.48		5,744.57
Payment	01/17/2018	Batch ...	Navitas TN NG LLC ...		1243 · Custom...	194.70		5,939.27
Payment	01/18/2018	Batch ...	Navitas TN NG LLC ...		1243 · Custom...	1,046.38		6,985.65
Bill Pmt -Check	01/18/2018	1368	Jellico City Recorder	Ad-Valorem T...	2203 · Taxes		3,473.00	3,512.65
Payment	01/19/2018	Batch ...	Navitas TN NG LLC ...		1243 · Custom...	797.31		4,309.96
Payment	01/19/2018	Batch ...	Navitas TN NG LLC ...		1243 · Custom...	3,964.70		8,274.66
Bill Pmt -Check	01/19/2018	1369	Navitas Utility Corpo...		2233 · Other		5,864.00	2,410.66
Check	01/20/2018	Transfer	Tennessee Departm...		2406 · Sales T...		890.00	1,520.66
Deposit	01/22/2018			Deposit	1243 · Custom...	7,904.06		9,424.72
Payment	01/22/2018	Batch ...	Navitas TN NG LLC ...		1243 · Custom...	20,546.74		29,971.46
Payment	01/22/2018	Batch ...	Navitas TN NG LLC ...		1243 · Custom...	865.94		30,837.40
Payment	01/23/2018	Batch ...	Navitas TN NG LLC ...		1243 · Custom...	156.08		30,993.48
Payment	01/23/2018	Batch ...	Navitas TN NG LLC ...		1243 · Custom...	386.65		31,380.13
Payment	01/24/2018	Batch ...	Navitas TN NG LLC ...		1243 · Custom...	757.97		32,138.10
Bill Pmt -Check	01/25/2018	1370	Navitas Utility Corpo...		2233 · Other		30,000.00	2,138.10
Payment	01/25/2018	Batch ...	Navitas TN NG LLC ...		1243 · Custom...	3,359.55		5,497.65

Navitas TN NG, LLC
General Ledger
As of December 31, 2018

Type	Date	Num	Name	Memo	Split	Debit	Credit	Balance
Payment	01/25/2018	Batch ...	Navitas TN NG LLC ...		1243 · Custom...	40.00		5,537.65
Payment	01/26/2018	Batch ...	Navitas TN NG LLC ...		1243 · Custom...	7,341.44		12,879.09
Payment	01/26/2018	Batch ...	Navitas TN NG LLC ...		1243 · Custom...	146.09		13,025.18
Payment	01/29/2018	Batch ...	Navitas TN NG LLC ...		1243 · Custom...	75.91		13,101.09
Payment	01/29/2018	Batch ...	Navitas TN NG LLC ...		1243 · Custom...	18,755.32		31,856.41
Payment	01/30/2018	Batch ...	Navitas TN NG LLC ...		1243 · Custom...	4,755.02		36,611.43
Payment	01/30/2018	Batch ...	Navitas TN NG LLC ...		1243 · Custom...	41.87		36,653.30
Payment	01/31/2018	Batch ...	Navitas TN NG LLC ...		1243 · Custom...	150.72		36,804.02
Bill Pmt -Check	01/31/2018	1371	Navitas Utility Corpo...		2233 · Other		26,348.00	10,456.02
Payment	02/01/2018	Batch ...	Navitas TN NG LLC ...		1243 · Custom...	1,647.30		12,103.32
Payment	02/01/2018	Batch ...	Navitas TN NG LLC ...		1243 · Custom...	2,705.44		14,808.76
Payment	02/02/2018	Batch ...	Navitas TN NG LLC ...		1243 · Custom...	2,571.21		17,379.97
Payment	02/02/2018	Batch ...	Navitas TN NG LLC ...		1243 · Custom...	131.73		17,511.70
General Journal	02/02/2018	180202		BANKCARD ...	903 · Custome...		169.96	17,341.74
Payment	02/05/2018	Batch ...	Navitas TN NG LLC ...		1243 · Custom...	2,558.04		19,899.78
Payment	02/05/2018	Batch ...	Navitas TN NG LLC ...		1243 · Custom...	743.41		20,643.19
Bill Pmt -Check	02/06/2018	1372	Bank 7	Loan 1032785	2233 · Other		5.83	20,637.36
Bill Pmt -Check	02/06/2018	1373	Bank 7	Loan 1010633	2233 · Other		4,046.11	16,591.25
General Journal	02/06/2018	180206		Email Transfer	2307 · LOC - B...		1,000.00	15,591.25
Payment	02/06/2018	Batch ...	Navitas TN NG LLC ...		1243 · Custom...	389.90		15,981.15
Payment	02/06/2018	Batch ...	Navitas TN NG LLC ...		1243 · Custom...	490.31		16,471.46
Bill Pmt -Check	02/07/2018	1374	Navitas Utility Corpo...		2233 · Other		10,000.00	6,471.46
Check	02/07/2018	1058	Bank 7	Transfer	1125 · Checkin...	5,000.00		11,471.46
Payment	02/07/2018	Batch ...	Navitas TN NG LLC ...		1243 · Custom...	188.11		11,659.57
Payment	02/08/2018	Batch ...	Navitas TN NG LLC ...		1243 · Custom...	96.02		11,755.59
Payment	02/08/2018	Batch ...	Navitas TN NG LLC ...		1243 · Custom...	234.25		11,989.84
Payment	02/09/2018	Batch ...	Navitas TN NG LLC ...		1243 · Custom...	158.00		12,147.84
Payment	02/09/2018	Batch ...	Navitas TN NG LLC ...		1243 · Custom...	228.44		12,376.28
Check	02/12/2018	ACH	KOC- Insurance	Policy Numbe...	924 · Insurance		193.67	12,182.61
Payment	02/12/2018	Batch ...	Navitas TN NG LLC ...		1243 · Custom...	451.53		12,634.14
Payment	02/12/2018	Batch ...	Navitas TN NG LLC ...		1243 · Custom...	181.69		12,815.83
Payment	02/13/2018	Batch ...	Navitas TN NG LLC ...		1243 · Custom...	75.00		12,890.83
Bill Pmt -Check	02/13/2018	1375	City of Jellico		2203 · Taxes		5,615.85	7,274.98
Bill Pmt -Check	02/13/2018	1376	Town of Byrdstown		2203 · Taxes		1,606.83	5,668.15
Payment	02/14/2018	Batch ...	Navitas TN NG LLC ...		1243 · Custom...	554.29		6,222.44
Payment	02/15/2018	Batch ...	Navitas TN NG LLC ...		1243 · Custom...	316.12		6,538.56
Payment	02/15/2018	Batch ...	Navitas TN NG LLC ...		1243 · Custom...	12,603.60		19,142.16
Payment	02/16/2018	Batch ...	Navitas TN NG LLC ...		1243 · Custom...	7,271.04		26,413.20
Payment	02/16/2018	Batch ...	Navitas TN NG LLC ...		1243 · Custom...	328.69		26,741.89
Payment	02/19/2018	Batch ...	Navitas TN NG LLC ...		1243 · Custom...	885.16		27,627.05
Deposit	02/20/2018			Deposit	1243 · Custom...	13,090.15		40,717.20
Check	02/20/2018	Transfer	Tennessee Departm...		2406 · Sales T...		1,643.00	39,074.20
Bill Pmt -Check	02/20/2018	1377	Navitas Utility Corpo...		2233 · Other		32,671.00	6,403.20
Payment	02/20/2018	Batch ...	Navitas TN NG LLC ...		1243 · Custom...	389.91		6,793.11
Payment	02/20/2018	Batch ...	Navitas TN NG LLC ...		1243 · Custom...	31,805.86		38,598.97
Payment	02/21/2018	Batch ...	Navitas TN NG LLC ...		1243 · Custom...	625.32		39,224.29
Payment	02/23/2018	Batch ...	Navitas TN NG LLC ...		1243 · Custom...	590.18		39,814.47
Payment	02/23/2018	Batch ...	Navitas TN NG LLC ...		1243 · Custom...	28,991.07		68,805.54
Bill Pmt -Check	02/23/2018	1378	Navitas Utility Corpo...		2233 · Other		37,631.19	31,174.35

Navitas TN NG, LLC
General Ledger
As of December 31, 2018

Type	Date	Num	Name	Memo	Split	Debit	Credit	Balance
Payment	02/26/2018	Batch ...	Navitas TN NG LLC ...		1243 · Custom...	15,644.27		46,818.62
Payment	02/26/2018	Batch ...	Navitas TN NG LLC ...		1243 · Custom...	851.38		47,670.00
Payment	02/27/2018	Batch ...	Navitas TN NG LLC ...		1243 · Custom...	301.31		47,971.31
Payment	02/27/2018	Batch ...	Navitas TN NG LLC ...		1243 · Custom...	1,815.78		49,787.09
Bill Pmt -Check	02/27/2018	1379	Navitas Utility Corpo...		2233 · Other		45,000.00	4,787.09
Payment	02/28/2018	Batch ...	Navitas TN NG LLC ...		1243 · Custom...	1,160.36		5,947.45
Payment	03/01/2018	Batch ...	Navitas TN NG LLC ...		1243 · Custom...	824.11		6,771.56
Payment	03/01/2018	Batch ...	Navitas TN NG LLC ...		1243 · Custom...	14,334.38		21,105.94
Payment	03/02/2018	Batch ...	Navitas TN NG LLC ...		1243 · Custom...	3,175.21		24,281.15
Payment	03/02/2018	Batch ...	Navitas TN NG LLC ...		1243 · Custom...	340.28		24,621.43
General Journal	03/02/2018	180302		BANKCARD ...	903 · Custome...		303.48	24,317.95
Payment	03/05/2018	Batch ...	Navitas TN NG LLC ...		1243 · Custom...	5,222.17		29,540.12
Payment	03/05/2018	Batch ...	Navitas TN NG LLC ...		1243 · Custom...	4,514.41		34,054.53
Payment	03/06/2018	Batch ...	Navitas TN NG LLC ...		1243 · Custom...	1,361.24		35,415.77
Payment	03/06/2018	Batch ...	Navitas TN NG LLC ...		1243 · Custom...	873.52		36,289.29
Payment	03/08/2018	Batch ...	Navitas TN NG LLC ...		1243 · Custom...	2,176.36		38,465.65
Payment	03/08/2018	Batch ...	Navitas TN NG LLC ...		1243 · Custom...	1,174.80		39,640.45
Bill Pmt -Check	03/08/2018	1380	Bank 7	Loan 1010633	2233 · Other		4,046.11	35,594.34
Bill Pmt -Check	03/08/2018	1381	Navitas Utility Corpo...		2233 · Other		25,000.00	10,594.34
Payment	03/09/2018	Batch ...	Navitas TN NG LLC ...		1243 · Custom...	343.83		10,938.17
Check	03/10/2018	ACH	KOC- Insurance	Policy Numbe...	924 · Insurance		193.67	10,744.50
Bill Pmt -Check	03/10/2018	1382	Tennessee Public U...	Navitas TN N...	2233 · Other		25.00	10,719.50
Payment	03/12/2018	Batch ...	Navitas TN NG LLC ...		1243 · Custom...	277.29		10,996.79
Payment	03/12/2018	Batch ...	Navitas TN NG LLC ...		1243 · Custom...	599.14		11,595.93
Payment	03/13/2018	Batch ...	Navitas TN NG LLC ...		1243 · Custom...	661.92		12,257.85
Bill Pmt -Check	03/13/2018	1383	Navitas Utility Corpo...		2233 · Other		1,794.63	10,463.22
Bill Pmt -Check	03/13/2018	1384	Navitas Utility Corpo...		2233 · Other		2,683.09	7,780.13
Payment	03/14/2018	Batch ...	Navitas TN NG LLC ...		1243 · Custom...	538.66		8,318.79
Payment	03/14/2018	Batch ...	Navitas TN NG LLC ...		1243 · Custom...	794.95		9,113.74
Payment	03/15/2018	Batch ...	Navitas TN NG LLC ...		1243 · Custom...	4,860.42		13,974.16
Payment	03/15/2018	Batch ...	Navitas TN NG LLC ...		1243 · Custom...	78.21		14,052.37
Payment	03/16/2018	Batch ...	Navitas TN NG LLC ...		1243 · Custom...	168.45		14,220.82
Payment	03/16/2018	Batch ...	Navitas TN NG LLC ...		1243 · Custom...	4,297.12		18,517.94
Payment	03/19/2018	Batch ...	Navitas TN NG LLC ...		1243 · Custom...	25,679.07		44,197.01
Payment	03/19/2018	Batch ...	Navitas TN NG LLC ...		1243 · Custom...	389.36		44,586.37
Deposit	03/20/2018			Deposit	1243 · Custom...	8,268.07		52,854.44
Check	03/20/2018	Transfer	Tennessee Departm...		2406 · Sales T...		2,658.00	50,196.44
Payment	03/20/2018	Batch ...	Navitas TN NG LLC ...		1243 · Custom...	1,406.64		51,603.08
Payment	03/20/2018	Batch ...	Navitas TN NG LLC ...		1243 · Custom...	611.90		52,214.98
Bill Pmt -Check	03/20/2018	1385	Navitas Utility Corpo...		2233 · Other		46,166.00	6,048.98
Check	03/20/2018	1059	Bank 7	Transfer	1125 · Checkin...	7,500.00		13,548.98
Payment	03/21/2018	Batch ...	Navitas TN NG LLC ...		1243 · Custom...	858.33		14,407.31
Payment	03/21/2018	Batch ...	Navitas TN NG LLC ...		1243 · Custom...	183.41		14,590.72
Payment	03/22/2018	Batch ...	Navitas TN NG LLC ...		1243 · Custom...	7,542.43		22,133.15
Payment	03/22/2018	Batch ...	Navitas TN NG LLC ...		1243 · Custom...	241.96		22,375.11
General Journal	03/22/2018	180322		Ret ck Barbar...	-SPLIT-		112.20	22,262.91
General Journal	03/22/2018	180322		Ret ck Barbar...	1107 · Checkin...		7.00	22,255.91
Payment	03/23/2018	Batch ...	Navitas TN NG LLC ...		1243 · Custom...	5,087.09		27,343.00
Payment	03/23/2018	Batch ...	Navitas TN NG LLC ...		1243 · Custom...	281.97		27,624.97

Navitas TN NG, LLC
General Ledger
As of December 31, 2018

Type	Date	Num	Name	Memo	Split	Debit	Credit	Balance
Payment	03/26/2018	Batch ...	Navitas TN NG LLC ...		1243 · Custom...	1,136.09		28,761.06
Payment	03/26/2018	Batch ...	Navitas TN NG LLC ...		1243 · Custom...	50.00		28,811.06
Check	03/26/2018	1386	Wallace Veach	Meter deposit...	1243 · Custom...		219.81	28,591.25
Check	03/26/2018	1387	Becki Griffith	Meter deposit...	1243 · Custom...		135.85	28,455.40
Check	03/26/2018	1388	Arlene Moore	Meter Deposit...	1243 · Custom...		200.00	28,255.40
Payment	03/27/2018	Batch ...	Navitas TN NG LLC ...		1243 · Custom...	977.54		29,232.94
Payment	03/27/2018	Batch ...	Navitas TN NG LLC ...		1243 · Custom...	525.19		29,758.13
Payment	03/28/2018	Batch ...	Navitas TN NG LLC ...		1243 · Custom...	922.43		30,680.56
Bill Pmt -Check	03/28/2018	1389	City of Jellico		2203 · Taxes		2,266.37	28,414.19
Bill Pmt -Check	03/28/2018	1390	Town of Byrdstown		2203 · Taxes		679.33	27,734.86
Bill Pmt -Check	03/28/2018	1391	Tennessee Public U...		2233 · Other		2,783.60	24,951.26
Bill Pmt -Check	03/28/2018	1392	Tennessee Secretar...	Tennessee L...	2233 · Other		300.00	24,651.26
Payment	03/29/2018	Batch ...	Navitas TN NG LLC ...		1243 · Custom...	2,237.83		26,889.09
Payment	03/29/2018	Batch ...	Navitas TN NG LLC ...		1243 · Custom...	401.62		27,290.71
Bill Pmt -Check	03/31/2018		Navitas Utility Corpo...	QuickBooks g...	2233 · Other	0.00		27,290.71
Payment	04/02/2018	Batch ...	Navitas TN NG LLC ...		1243 · Custom...	3,147.43		30,438.14
General Journal	04/02/2018	180402		BANKCARD ...	903 · Custome...		309.97	30,128.17
Payment	04/03/2018	Batch ...	Navitas TN NG LLC ...		1243 · Custom...	494.21		30,622.38
Payment	04/03/2018	Batch ...	Navitas TN NG LLC ...		1243 · Custom...	2,666.76		33,289.14
Payment	04/04/2018	Batch ...	Navitas TN NG LLC ...		1243 · Custom...	465.00		33,754.14
Payment	04/04/2018	Batch ...	Navitas TN NG LLC ...		1243 · Custom...	515.16		34,269.30
Payment	04/05/2018	Batch ...	Navitas TN NG LLC ...		1243 · Custom...	254.05		34,523.35
Payment	04/05/2018	Batch ...	Navitas TN NG LLC ...		1243 · Custom...	262.43		34,785.78
Payment	04/06/2018	Batch ...	Navitas TN NG LLC ...		1243 · Custom...	200.24		34,986.02
Payment	04/06/2018	Batch ...	Navitas TN NG LLC ...		1243 · Custom...	197.00		35,183.02
Payment	04/09/2018	Batch ...	Navitas TN NG LLC ...		1243 · Custom...	374.93		35,557.95
Payment	04/09/2018	Batch ...	Navitas TN NG LLC ...		1243 · Custom...	747.22		36,305.17
Bill Pmt -Check	04/09/2018	1393	Bank 7	Loan 1010633	2233 · Other		4,046.11	32,259.06
Bill Pmt -Check	04/09/2018	1394	Navitas Utility Corpo...		2233 · Other		35,000.00	-2,740.94
Check	04/09/2018	1060	Bank 7	Transfer	1125 · Checkin...	5,000.00		2,259.06
Check	04/10/2018	ACH	KOC- Insurance	Policy Numbe...	924 · Insurance		193.67	2,065.39
Payment	04/10/2018	Batch ...	Navitas TN NG LLC ...		1243 · Custom...	527.58		2,592.97
Bill Pmt -Check	04/10/2018	1395	Navitas Utility Corpo...		2233 · Other		4,000.00	-1,407.03
Check	04/10/2018	1061	Bank 7	Transfer	1125 · Checkin...	1,000.00		-407.03
Payment	04/11/2018	Batch ...	Navitas TN NG LLC ...		1243 · Custom...	82.54		-324.49
Payment	04/12/2018	Batch ...	Navitas TN NG LLC ...		1243 · Custom...	562.49		238.00
Payment	04/12/2018	Batch ...	Navitas TN NG LLC ...		1243 · Custom...	9,713.39		9,951.39
Payment	04/13/2018	Batch ...	Navitas TN NG LLC ...		1243 · Custom...	5,009.55		14,960.94
Payment	04/13/2018	Batch ...	Navitas TN NG LLC ...		1243 · Custom...	502.17		15,463.11
Payment	04/16/2018	Batch ...	Navitas TN NG LLC ...		1243 · Custom...	638.82		16,101.93
Payment	04/16/2018	Batch ...	Navitas TN NG LLC ...		1243 · Custom...	20,400.87		36,502.80
Bill Pmt -Check	04/16/2018	1396	Navitas Utility Corpo...		2233 · Other		31,000.00	5,502.80
Payment	04/17/2018	Batch ...	Navitas TN NG LLC ...		1243 · Custom...	389.25		5,892.05
Payment	04/19/2018	Batch ...	Navitas TN NG LLC ...		1243 · Custom...	1,977.52		7,869.57
Payment	04/19/2018	Batch ...	Navitas TN NG LLC ...		1243 · Custom...	74.33		7,943.90
Deposit	04/20/2018			Deposit	1243 · Custom...	7,844.90		15,788.80
Check	04/20/2018	Transfer	Tennessee Departm...		2406 · Sales T...		1,383.00	14,405.80
Bill Pmt -Check	04/20/2018	1397	Navitas Utility Corpo...		2233 · Other		12,563.00	1,842.80
Payment	04/20/2018	Batch ...	Navitas TN NG LLC ...		1243 · Custom...	10,768.92		12,611.72

Navitas TN NG, LLC
General Ledger
As of December 31, 2018

Type	Date	Num	Name	Memo	Split	Debit	Credit	Balance
Payment	04/23/2018	Batch ...	Navitas TN NG LLC ...		1243 · Custom...	8,046.96		20,658.68
Bill Pmt -Check	04/23/2018	1398	Navitas Utility Corpo...		2233 · Other		20,000.00	658.68
Check	04/23/2018	1062	Bank 7	Transfer	1125 · Checkin...	2,000.00		2,658.68
Payment	04/24/2018	Batch ...	Navitas TN NG LLC ...		1243 · Custom...	137.50		2,796.18
Bill Pmt -Check	04/24/2018	1399	Fort Cobb Fuel Auth...		2233 · Other		1,576.00	1,220.18
Payment	04/25/2018	Batch ...	Navitas TN NG LLC ...		1243 · Custom...	756.82		1,977.00
Payment	04/25/2018	Batch ...	Navitas TN NG LLC ...		1243 · Custom...	393.71		2,370.71
Bill Pmt -Check	04/25/2018		Tennessee Departm...	QuickBooks g...	2203 · Taxes	0.00		2,370.71
Payment	04/26/2018	Batch ...	Navitas TN NG LLC ...		1243 · Custom...	459.56		2,830.27
Payment	04/26/2018	Batch ...	Navitas TN NG LLC ...		1243 · Custom...	199.03		3,029.30
Payment	04/27/2018	Batch ...	Navitas TN NG LLC ...		1243 · Custom...	354.35		3,383.65
Payment	04/30/2018	Batch ...	Navitas TN NG LLC ...		1243 · Custom...	3,348.17		6,731.82
Payment	04/30/2018	Batch ...	Navitas TN NG LLC ...		1243 · Custom...	195.56		6,927.38
Deposit	04/30/2018			Deposit	2413 · Custom...	200.00		7,127.38
Payment	05/01/2018	Batch ...	Navitas TN NG LLC ...		1243 · Custom...	611.79		7,739.17
Payment	05/01/2018	Batch ...	Navitas TN NG LLC ...		1243 · Custom...	1,768.73		9,507.90
Payment	05/02/2018	Batch ...	Navitas TN NG LLC ...		1243 · Custom...	439.68		9,947.58
Payment	05/02/2018	Batch ...	Navitas TN NG LLC ...		1243 · Custom...	9,897.41		19,844.99
General Journal	05/02/2018	180402		BANKCARD ...	903 · Custome...		155.23	19,689.76
Payment	05/03/2018	Batch ...	Navitas TN NG LLC ...		1243 · Custom...	951.99		20,641.75
Payment	05/03/2018	Batch ...	Navitas TN NG LLC ...		1243 · Custom...	223.10		20,864.85
Payment	05/04/2018	Batch ...	Navitas TN NG LLC ...		1243 · Custom...	427.89		21,292.74
Payment	05/04/2018	Batch ...	Navitas TN NG LLC ...		1243 · Custom...	594.56		21,887.30
Payment	05/07/2018	Batch ...	Navitas TN NG LLC ...		1243 · Custom...	3,860.38		25,747.68
Payment	05/07/2018	Batch ...	Navitas TN NG LLC ...		1243 · Custom...	305.35		26,053.03
Check	05/07/2018	1407	Joie Payne		1243 · Custom...		419.57	25,633.46
Payment	05/08/2018	Batch ...	Navitas TN NG LLC ...		1243 · Custom...	225.00		25,858.46
Check	05/08/2018	1401	Sue Maiden		1243 · Custom...		150.00	25,708.46
Check	05/08/2018	1406	Ola Laney		1243 · Custom...		138.39	25,570.07
Check	05/09/2018	1063	Bank 7	Transfer	1125 · Checkin...	4,500.00		30,070.07
Bill Pmt -Check	05/09/2018	1400	Navitas Utility Corpo...		2233 · Other		17,444.00	12,626.07
Payment	05/10/2018	Batch ...	Navitas TN NG LLC ...		1243 · Custom...	217.03		12,843.10
Check	05/10/2018	ACH	KOC- Insurance	Policy Numbe...	924 · Insurance		193.67	12,649.43
Payment	05/11/2018	Batch ...	Navitas TN NG LLC ...		1243 · Custom...	357.67		13,007.10
Payment	05/14/2018	Batch ...	Navitas TN NG LLC ...		1243 · Custom...	445.00		13,452.10
Payment	05/14/2018	Batch ...	Navitas TN NG LLC ...		1243 · Custom...	637.08		14,089.18
Payment	05/15/2018	Batch ...	Navitas TN NG LLC ...		1243 · Custom...	1,820.75		15,909.93
Payment	05/15/2018	Batch ...	Navitas TN NG LLC ...		1243 · Custom...	643.81		16,553.74
Check	05/15/2018	1402	Navitas Utility Corpo...	Credit	2233 · Other		14,000.00	2,553.74
Payment	05/16/2018	Batch ...	Navitas TN NG LLC ...		1243 · Custom...	72.84		2,626.58
Payment	05/17/2018	Batch ...	Navitas TN NG LLC ...		1243 · Custom...	146.69		2,773.27
Payment	05/17/2018	Batch ...	Navitas TN NG LLC ...		1243 · Custom...	8,559.18		11,332.45
Check	05/18/2018	1403	Navitas Utility Corpo...	Credit	2233 · Other		10,000.00	1,332.45
Payment	05/18/2018	Batch ...	Navitas TN NG LLC ...		1243 · Custom...	1,742.60		3,075.05
Payment	05/18/2018	Batch ...	Navitas TN NG LLC ...		1243 · Custom...	66.89		3,141.94
Deposit	05/21/2018			Deposit	1243 · Custom...	6,594.06		9,736.00
Payment	05/21/2018	Batch ...	Navitas TN NG LLC ...		1243 · Custom...	295.00		10,031.00
Payment	05/21/2018	Batch ...	Navitas TN NG LLC ...		1243 · Custom...	48,876.63		58,907.63
Check	05/21/2018	Transfer	Tennessee Departm...		2406 · Sales T...		1,420.00	57,487.63

Navitas TN NG, LLC
General Ledger
As of December 31, 2018

Type	Date	Num	Name	Memo	Split	Debit	Credit	Balance
Bill Pmt -Check	05/22/2018	1404	Bank 7	Loan 1010633	2233 · Other		4,046.11	53,441.52
Payment	05/22/2018	Batch ...	Navitas TN NG LLC ...		1243 · Custom...	384.45		53,825.97
Payment	05/22/2018	Batch ...	Navitas TN NG LLC ...		1243 · Custom...	540.08		54,366.05
Bill Pmt -Check	05/23/2018	1405	Navitas Utility Corpo...		2233 · Other		50,000.00	4,366.05
Check	05/23/2018	1064	Bank 7	Transfer	1125 · Checkin...	2,800.00		7,166.05
General Journal	05/23/2018	180523		Ret ck Charle...	-SPLIT-		35.00	7,131.05
General Journal	05/23/2018	180523		Ret ck Charle...	1107 · Checkin...		7.00	7,124.05
Payment	05/24/2018	Batch ...	Navitas TN NG LLC ...		1243 · Custom...	133.90		7,257.95
Payment	05/24/2018	Batch ...	Navitas TN NG LLC ...		1243 · Custom...	6,727.74		13,985.69
Check	05/25/2018	1408	Navitas Utility Corpo...	Credit	2233 · Other		11,500.00	2,485.69
Payment	05/25/2018	Batch ...	Navitas TN NG LLC ...		1243 · Custom...	1,885.62		4,371.31
Check	05/29/2018	1409	Navitas Utility Corpo...	Transfer	2233 · Other		13,000.00	-8,628.69
Payment	05/29/2018	Batch ...	Navitas TN NG LLC ...		1243 · Custom...	2,210.90		-6,417.79
Payment	05/29/2018	Batch ...	Navitas TN NG LLC ...		1243 · Custom...	408.08		-6,009.71
General Journal	05/29/2018	180529		Overdraft Ite...	-SPLIT-		29.00	-6,038.71
General Journal	05/29/2018	180529		Overdraft Ite...	1107 · Checkin...	0.00		-6,038.71
Payment	05/30/2018	Batch ...	Navitas TN NG LLC ...		1243 · Custom...	224.15		-5,814.56
Payment	05/31/2018	Batch ...	Navitas TN NG LLC ...		1243 · Custom...	193.22		-5,621.34
General Journal	05/31/2018	180402		Interest on Ov...	427 · Interest ...		5.33	-5,626.67
General Journal	05/31/2018	180531		Loan 1032785	2307 · LOC - B...	10,000.00		4,373.33
Bill Pmt -Check	05/31/2018		Navitas Utility Corpo...	QuickBooks g...	2233 · Other	0.00		4,373.33
Payment	06/01/2018	Batch ...	Navitas TN NG LLC ...		1243 · Custom...	288.13		4,661.46
Payment	06/01/2018	Batch ...	Navitas TN NG LLC ...		1243 · Custom...	967.18		5,628.64
Check	06/04/2018	1410	Simon Davis		1243 · Custom...		187.76	5,440.88
Payment	06/04/2018	Batch ...	Navitas TN NG LLC ...		1243 · Custom...	13,200.57		18,641.45
Payment	06/04/2018	Batch ...	Navitas TN NG LLC ...		1243 · Custom...	665.21		19,306.66
General Journal	06/04/2018	180604		BANKCARD ...	903 · Custome...		164.91	19,141.75
Payment	06/05/2018	Batch ...	Navitas TN NG LLC ...		1243 · Custom...	1,163.15		20,304.90
Payment	06/05/2018	Batch ...	Navitas TN NG LLC ...		1243 · Custom...	2,195.89		22,500.79
Check	06/05/2018	1411	Navitas Utility Corpo...	Transfer	2233 · Other		6,045.31	16,455.48
General Journal	06/05/2018	180531		Loan 1032785	2307 · LOC - B...		10,994.17	5,461.31
General Journal	06/07/2018	180631		Q118 Loand ...	2307 · LOC - B...	994.17		6,455.48
Bill Pmt -Check	06/07/2018	1412	Bank 7	Loan 1010633	2233 · Other		4,248.41	2,207.07
Payment	06/07/2018	Batch ...	Navitas TN NG LLC ...		1243 · Custom...	759.74		2,966.81
Payment	06/08/2018	Batch ...	Navitas TN NG LLC ...		1243 · Custom...	50.00		3,016.81
Check	06/10/2018	ACH	KOC- Insurance	Policy Numbe...	924 · Insurance		198.00	2,818.81
Check	06/11/2018	1413	Navitas Utility Corpo...	180611 NUC ...	2233 · Other		2,511.00	307.81
Payment	06/11/2018	Batch ...	Navitas TN NG LLC ...		1243 · Custom...	2,858.40		3,166.21
Payment	06/11/2018	Batch ...	Navitas TN NG LLC ...		1243 · Custom...	135.86		3,302.07
Payment	06/12/2018	Batch ...	Navitas TN NG LLC ...		1243 · Custom...	28.43		3,330.50
Payment	06/13/2018	Batch ...	Navitas TN NG LLC ...		1243 · Custom...	597.63		3,928.13
Payment	06/14/2018	Batch ...	Navitas TN NG LLC ...		1243 · Custom...	132.64		4,060.77
Payment	06/14/2018	Batch ...	Navitas TN NG LLC ...		1243 · Custom...	145.97		4,206.74
Payment	06/15/2018	Batch ...	Navitas TN NG LLC ...		1243 · Custom...	1,023.50		5,230.24
Payment	06/15/2018	Batch ...	Navitas TN NG LLC ...		1243 · Custom...	92.21		5,322.45
Payment	06/18/2018	Batch ...	Navitas TN NG LLC ...		1243 · Custom...	10,011.74		15,334.19
Payment	06/18/2018	Batch ...	Navitas TN NG LLC ...		1243 · Custom...	55.00		15,389.19
Payment	06/19/2018	Batch ...	Navitas TN NG LLC ...		1243 · Custom...	45.00		15,434.19
Payment	06/19/2018	Batch ...	Navitas TN NG LLC ...		1243 · Custom...	27.09		15,461.28

Navitas TN NG, LLC
General Ledger
As of December 31, 2018

Type	Date	Num	Name	Memo	Split	Debit	Credit	Balance
Deposit	06/20/2018			Deposit	1243 · Custom...	3,913.58		19,374.86
Payment	06/20/2018	Batch ...	Navitas TN NG LLC ...		1243 · Custom...	285.17		19,660.03
Payment	06/20/2018	Batch ...	Navitas TN NG LLC ...		1243 · Custom...	89.57		19,749.60
Payment	06/21/2018	Batch ...	Navitas TN NG LLC ...		1243 · Custom...	186.38		19,935.98
Payment	06/21/2018	Batch ...	Navitas TN NG LLC ...		1243 · Custom...	1,230.16		21,166.14
Check	06/22/2018	Transfer	Tennessee Departm...	Sales Tax Pa...	2406 · Sales T...		1,001.00	20,165.14
Payment	06/22/2018	Batch ...	Navitas TN NG LLC ...		1243 · Custom...	928.05		21,093.19
Payment	06/22/2018	Batch ...	Navitas TN NG LLC ...		1243 · Custom...	166.41		21,259.60
Check	06/22/2018	1414	Navitas Utility Corpo...	Transfer	2233 · Other		20,022.00	1,237.60
Payment	06/25/2018	Batch ...	Navitas TN NG LLC ...		1243 · Custom...	321.31		1,558.91
Payment	06/25/2018	Batch ...	Navitas TN NG LLC ...		1243 · Custom...	1,452.39		3,011.30
Payment	06/26/2018	Batch ...	Navitas TN NG LLC ...		1243 · Custom...	261.95		3,273.25
Payment	06/26/2018	Batch ...	Navitas TN NG LLC ...		1243 · Custom...	149.91		3,423.16
Bill Pmt -Check	06/26/2018	1415	Navitas Assets LLC		2233 · Other		2,616.00	807.16
Payment	06/28/2018	Batch ...	Navitas TN NG LLC ...		1243 · Custom...	2,072.31		2,879.47
Payment	06/29/2018	Batch ...	Navitas TN NG LLC ...		1243 · Custom...	8,400.82		11,280.29
Payment	07/02/2018	Batch ...	Navitas TN NG LLC ...		1243 · Custom...	15.47		11,295.76
Check	07/02/2018	1065	Bank 7		1125 · Checkin...	1,329.00		12,624.76
Payment	07/02/2018	Batch ...	Navitas TN NG LLC ...		1243 · Custom...	91.57		12,716.33
General Journal	07/02/2018	180702		BANKCARD ...	903 · Custome...		118.51	12,597.82
Payment	07/02/2018	Batch ...	Navitas TN NG LLC ...		1243 · Custom...	119.00		12,716.82
Payment	07/02/2018	Batch ...	Navitas TN NG LLC ...		1243 · Custom...	3,039.88		15,756.70
Check	07/02/2018	Transfer	Navitas Utility Corpo...	Transfer	2233 · Other		8,000.00	7,756.70
General Journal	07/03/2018	180703		Returned ck - ...	-SPLIT-		96.19	7,660.51
General Journal	07/03/2018	180703		Returned ck - ...	1107 · Checkin...		7.00	7,653.51
Payment	07/03/2018	Batch ...	Navitas TN NG LLC ...		1243 · Custom...	26.27		7,679.78
Payment	07/03/2018	Batch ...	Navitas TN NG LLC ...		1243 · Custom...	641.08		8,320.86
Bill Pmt -Check	07/03/2018	1416	Bank 7	Loan 1010633	2233 · Other		4,046.11	4,274.75
Payment	07/05/2018	Batch ...	Navitas TN NG LLC ...		1243 · Custom...	182.82		4,457.57
Payment	07/05/2018	Batch ...	Navitas TN NG LLC ...		1243 · Custom...	9.00		4,466.57
Payment	07/06/2018	Batch ...	Navitas TN NG LLC ...		1243 · Custom...	91.45		4,558.02
Payment	07/06/2018	Batch ...	Navitas TN NG LLC ...		1243 · Custom...	100.00		4,658.02
Payment	07/09/2018	Batch ...	Navitas TN NG LLC ...		1243 · Custom...	26.27		4,684.29
Payment	07/09/2018	Batch ...	Navitas TN NG LLC ...		1243 · Custom...	329.11		5,013.40
Check	07/10/2018	ACH	KOC- Insurance	Policy Numbe...	924 · Insurance		198.00	4,815.40
Payment	07/10/2018	Batch ...	Navitas TN NG LLC ...		1243 · Custom...	38.79		4,854.19
Check	07/11/2018	1417	Navitas Utility Corpo...	Transfer	2233 · Other		4,011.00	843.19
Payment	07/12/2018	Batch ...	Navitas TN NG LLC ...		1243 · Custom...	73.27		916.46
Payment	07/13/2018	Batch ...	Navitas TN NG LLC ...		1243 · Custom...	425.00		1,341.46
Payment	07/13/2018	Batch ...	Navitas TN NG LLC ...		1243 · Custom...	456.83		1,798.29
Bill Pmt -Check	07/13/2018	1421	Bank 7	Loan 1032785	2233 · Other		8.31	1,789.98
Check	07/17/2018	1418	Samuel / Patricia Ce...		1243 · Custom...		191.00	1,598.98
Check	07/17/2018	1419	Matt McClary		1243 · Custom...		127.55	1,471.43
Check	07/17/2018	1420	Brenda Maiden		1243 · Custom...		297.13	1,174.30
Payment	07/17/2018	Batch ...	Navitas TN NG LLC ...		1243 · Custom...	384.07		1,558.37
Payment	07/17/2018	Batch ...	Navitas TN NG LLC ...		1243 · Custom...	4,848.93		6,407.30
Bill Pmt -Check	07/18/2018	1422	Mass Mutual Financi...		2233 · Other		4,620.00	1,787.30
Payment	07/18/2018	Batch ...	Navitas TN NG LLC ...		1243 · Custom...	100.00		1,887.30
Payment	07/18/2018	Batch ...	Navitas TN NG LLC ...		1243 · Custom...	9.00		1,896.30

Navitas TN NG, LLC
General Ledger
As of December 31, 2018

Type	Date	Num	Name	Memo	Split	Debit	Credit	Balance
Payment	07/19/2018	Batch ...	Navitas TN NG LLC ...		1243 · Custom...	286.36		2,182.66
Payment	07/19/2018	Batch ...	Navitas TN NG LLC ...		1243 · Custom...	809.21		2,991.87
Deposit	07/20/2018			Deposit	1243 · Custom...	3,300.72		6,292.59
Payment	07/23/2018	Batch ...	Navitas TN NG LLC ...		1243 · Custom...	45.23		6,337.82
Payment	07/23/2018	Batch ...	Navitas TN NG LLC ...		1243 · Custom...	1,714.94		8,052.76
Check	07/23/2018	1423	Navitas Utility Corpo...	Transfer	2233 · Other		7,923.00	129.76
Payment	07/24/2018	Batch ...	Navitas TN NG LLC ...		1243 · Custom...	1,627.48		1,757.24
Payment	07/24/2018	Batch ...	Navitas TN NG LLC ...		1243 · Custom...	114.00		1,871.24
Check	07/24/2018	Transfer	Tennessee Departm...	Sales Tax Pa...	2406 · Sales T...		430.00	1,441.24
Payment	07/25/2018	Batch ...	Navitas TN NG LLC ...		1243 · Custom...	720.37		2,161.61
Check	07/25/2018	1066	Bank 7	transfer	1125 · Checkin...	2,425.00		4,586.61
Payment	07/26/2018	Batch ...	Navitas TN NG LLC ...		1243 · Custom...	112.22		4,698.83
Payment	07/27/2018	Batch ...	Navitas TN NG LLC ...		1243 · Custom...	228.12		4,926.95
Payment	07/27/2018	Batch ...	Navitas TN NG LLC ...		1243 · Custom...	270.70		5,197.65
Payment	07/27/2018	Batch ...	Navitas TN NG LLC ...		1243 · Custom...	102.82		5,300.47
Payment	07/30/2018	Batch ...	Navitas TN NG LLC ...		1243 · Custom...	86.29		5,386.76
Payment	07/30/2018	Batch ...	Navitas TN NG LLC ...		1243 · Custom...	871.42		6,258.18
Payment	07/31/2018	Batch ...	Navitas TN NG LLC ...		1243 · Custom...	98.53		6,356.71
Payment	08/02/2018	Batch ...	Navitas TN NG LLC ...		1243 · Custom...	31.82		6,388.53
General Journal	08/02/2018	180802		BANKCARD ...	903 · Custome...		69.35	6,319.18
Bill Pmt -Check	08/02/2018	1424	Navitas Utility Corpo...		2233 · Other		6,002.00	317.18
Payment	08/03/2018	Batch ...	Navitas TN NG LLC ...		1243 · Custom...	38.79		355.97
Payment	08/03/2018	Batch ...	Navitas TN NG LLC ...		1243 · Custom...	226.23		582.20
Payment	08/06/2018	Batch ...	Navitas TN NG LLC ...		1243 · Custom...	545.87		1,128.07
Payment	08/06/2018	Batch ...	Navitas TN NG LLC ...		1243 · Custom...	199.66		1,327.73
Payment	08/06/2018	Batch ...	Navitas TN NG LLC ...		1243 · Custom...	48.00		1,375.73
Payment	08/06/2018	Batch ...	Navitas TN NG LLC ...		1243 · Custom...	6,195.06		7,570.79
Payment	08/06/2018	Batch ...	Navitas TN NG LLC ...		1243 · Custom...	217.63		7,788.42
Payment	08/07/2018	Batch ...	Navitas TN NG LLC ...		1243 · Custom...	568.40		8,356.82
Bill Pmt -Check	08/07/2018	Transfer	Navitas Utility Corpo...		2233 · Other		7,000.00	1,356.82
Payment	08/08/2018	Batch ...	Navitas TN NG LLC ...		1243 · Custom...	90.16		1,446.98
Payment	08/09/2018	Batch ...	Navitas TN NG LLC ...		1243 · Custom...	114.37		1,561.35
Payment	08/09/2018	Batch ...	Navitas TN NG LLC ...		1243 · Custom...	27.45		1,588.80
Payment	08/09/2018	Batch ...	Navitas TN NG LLC ...		1243 · Custom...	29.97		1,618.77
Check	08/10/2018	ACH	KOC- Insurance	Policy Numbe...	924 · Insurance		198.00	1,420.77
Payment	08/10/2018	Batch ...	Navitas TN NG LLC ...		1243 · Custom...	18.45		1,439.22
Check	08/13/2018	1425	Bernard Williams Es...		1243 · Custom...		191.00	1,248.22
Payment	08/13/2018	Batch ...	Navitas TN NG LLC ...		1243 · Custom...	18.00		1,266.22
Bill Pmt -Check	08/13/2018	1426	Bank 7	Loan 1010633	2233 · Other		4,046.11	-2,779.89
Payment	08/14/2018	Batch ...	Navitas TN NG LLC ...		1243 · Custom...	108.55		-2,671.34
Payment	08/15/2018	Batch ...	Navitas TN NG LLC ...		1243 · Custom...	56.67		-2,614.67
Payment	08/15/2018	Batch ...	Navitas TN NG LLC ...		1243 · Custom...	76.85		-2,537.82
Payment	08/16/2018	Batch ...	Navitas TN NG LLC ...		1243 · Custom...	1,054.55		-1,483.27
General Journal	08/17/2018	180817		Loan 1032785	2307 · LOC - B...	5,000.00		3,516.73
Payment	08/17/2018	Batch ...	Navitas TN NG LLC ...		1243 · Custom...	875.82		4,392.55
Payment	08/17/2018	Batch ...	Navitas TN NG LLC ...		1243 · Custom...	100.00		4,492.55
Deposit	08/20/2018			Deposit	1243 · Custom...	3,239.60		7,732.15
Payment	08/20/2018	Batch ...	Navitas TN NG LLC ...		1243 · Custom...	3,271.21		11,003.36
Payment	08/20/2018	Batch ...	Navitas TN NG LLC ...		1243 · Custom...	105.00		11,108.36

Navitas TN NG, LLC
General Ledger
As of December 31, 2018

Type	Date	Num	Name	Memo	Split	Debit	Credit	Balance
Payment	08/21/2018	Batch ...	Navitas TN NG LLC ...		1243 · Custom...	1,408.68		12,517.04
Check	08/21/2018	Transfer	Tennessee Departm...	Sales Tax Pa...	2406 · Sales T...		516.00	12,001.04
Payment	08/22/2018	Batch ...	Navitas TN NG LLC ...		1243 · Custom...	42.32		12,043.36
Payment	08/23/2018	Batch ...	Navitas TN NG LLC ...		1243 · Custom...	973.43		13,016.79
Bill Pmt -Check	08/24/2018	1427	Navitas Assets LLC		2233 · Other		2,616.00	10,400.79
Payment	08/24/2018	Batch ...	Navitas TN NG LLC ...		1243 · Custom...	114.70		10,515.49
Check	08/24/2018	1067	Bank 7	transfer	1125 · Checkin...	923.00		11,438.49
Payment	08/24/2018	Batch ...	Navitas TN NG LLC ...		1243 · Custom...	223.15		11,661.64
Payment	08/24/2018	Batch ...	Navitas TN NG LLC ...		1243 · Custom...	141.35		11,802.99
Payment	08/27/2018	Batch ...	Navitas TN NG LLC ...		1243 · Custom...	345.16		12,148.15
Payment	08/28/2018	Batch ...	Navitas TN NG LLC ...		1243 · Custom...	2,675.08		14,823.23
Check	08/29/2018	1428	Navitas Utility Corpo...		2233 · Other		14,029.00	794.23
Payment	08/30/2018	Batch ...	Navitas TN NG LLC ...		1243 · Custom...	144.70		938.93
Payment	08/31/2018	Batch ...	Navitas TN NG LLC ...		1243 · Custom...	6,118.87		7,057.80
General Journal	08/31/2018	180831		Interest on Ov...	427 · Interest ...		0.67	7,057.13
General Journal	09/04/2018	180904		BANKCARD ...	903 · Custome...		64.96	6,992.17
Payment	09/04/2018	Batch ...	Navitas TN NG LLC ...		1243 · Custom...	1,092.94		8,085.11
Payment	09/04/2018	Batch ...	Navitas TN NG LLC ...		1243 · Custom...	607.83		8,692.94
Payment	09/06/2018	Batch ...	Navitas TN NG LLC ...		1243 · Custom...	59.00		8,751.94
Payment	09/06/2018	Batch ...	Navitas TN NG LLC ...		1243 · Custom...	29.45		8,781.39
Payment	09/06/2018	Batch ...	Navitas TN NG LLC ...		1243 · Custom...	260.95		9,042.34
Payment	09/07/2018	Batch ...	Navitas TN NG LLC ...		1243 · Custom...	9.00		9,051.34
Payment	09/07/2018	Batch ...	Navitas TN NG LLC ...		1243 · Custom...	135.00		9,186.34
Check	09/10/2018	ACH	KOC- Insurance	Policy Numbe...	924 · Insurance		198.00	8,988.34
Payment	09/10/2018	Batch ...	Navitas TN NG LLC ...		1243 · Custom...	309.14		9,297.48
Payment	09/10/2018	Batch ...	Navitas TN NG LLC ...		1243 · Custom...	166.94		9,464.42
Payment	09/11/2018	Batch ...	Navitas TN NG LLC ...		1243 · Custom...	51.32		9,515.74
Check	09/12/2018	1429	Alex Creager		1243 · Custom...		90.33	9,425.41
Payment	09/12/2018	Batch ...	Navitas TN NG LLC ...		1243 · Custom...	42.07		9,467.48
Payment	09/13/2018	Batch ...	Navitas TN NG LLC ...		1243 · Custom...	27.00		9,494.48
Payment	09/13/2018	Batch ...	Navitas TN NG LLC ...		1243 · Custom...	123.82		9,618.30
Payment	09/13/2018	Batch ...	Navitas TN NG LLC ...		1243 · Custom...	52.28		9,670.58
Bill Pmt -Check	09/13/2018	1430	Bank 7	Loan 1010633	2233 · Other		4,046.11	5,624.47
Bill Pmt -Check	09/13/2018	1431	Bank 7	Loan 1032785	2233 · Other		30.20	5,594.27
Payment	09/14/2018	Batch ...	Navitas TN NG LLC ...		1243 · Custom...	69.21		5,663.48
Payment	09/14/2018	Batch ...	Navitas TN NG LLC ...		1243 · Custom...	1,600.12		7,263.60
Bill Pmt -Check	09/14/2018		Navitas Utility Corpo...	QuickBooks g...	2233 · Other	0.00		7,263.60
Check	09/14/2018	1432	Navitas Utility Corpo...		2233 · Other		5,514.00	1,749.60
Payment	09/17/2018	Batch ...	Navitas TN NG LLC ...		1243 · Custom...	3,838.63		5,588.23
Payment	09/17/2018	Batch ...	Navitas TN NG LLC ...		1243 · Custom...	77.73		5,665.96
Payment	09/18/2018	Batch ...	Navitas TN NG LLC ...		1243 · Custom...	114.00		5,779.96
Payment	09/18/2018	Batch ...	Navitas TN NG LLC ...		1243 · Custom...	308.58		6,088.54
Check	09/18/2018	1433	Navitas Utility Corpo...	VOID:	2233 · Other	0.00		6,088.54
Check	09/18/2018	1434	Navitas Utility Corpo...		2233 · Other		5,018.00	1,070.54
Payment	09/19/2018	Batch ...	Navitas TN NG LLC ...		1243 · Custom...	156.62		1,227.16
Deposit	09/20/2018			Deposit	1243 · Custom...	3,369.89		4,597.05
Check	09/20/2018	1435	Creekmore Lumber ...		1243 · Custom...		299.33	4,297.72
Check	09/20/2018	Transfer	Tennessee Departm...	Aug 2018 Sal...	2406 · Sales T...		432.00	3,865.72
Payment	09/21/2018	Batch ...	Navitas TN NG LLC ...		1243 · Custom...	249.99		4,115.71

Navitas TN NG, LLC
General Ledger
As of December 31, 2018

Type	Date	Num	Name	Memo	Split	Debit	Credit	Balance
Payment	09/21/2018	Batch ...	Navitas TN NG LLC ...		1243 · Custom...	108.76		4,224.47
Payment	09/24/2018	Batch ...	Navitas TN NG LLC ...		1243 · Custom...	608.17		4,832.64
Payment	09/25/2018	Batch ...	Navitas TN NG LLC ...		1243 · Custom...	649.00		5,481.64
Payment	09/26/2018	Batch ...	Navitas TN NG LLC ...		1243 · Custom...	114.00		5,595.64
Check	09/26/2018	1068	Bank 7	transfer	1125 · Checkin...	1,827.00		7,422.64
Bill Pmt -Check	09/27/2018	1436	Navitas Utility Corpo...		2233 · Other		5,827.00	1,595.64
Payment	09/28/2018	Batch ...	Navitas TN NG LLC ...		1243 · Custom...	260.95		1,856.59
Payment	09/28/2018	Batch ...	Navitas TN NG LLC ...		1243 · Custom...	169.75		2,026.34
Payment	10/01/2018	Batch ...	Navitas TN NG LLC ...		1243 · Custom...	1,667.60		3,693.94
General Journal	10/02/2018	181002		BANKCARD ...	903 · Custome...		71.89	3,622.05
Bill Pmt -Check	10/02/2018	1437	Navitas Utility Corpo...	VOID:	2233 · Other	0.00		3,622.05
Bill Pmt -Check	10/02/2018	1438	Navitas Utility Corpo...		2233 · Other		3,502.27	119.78
Payment	10/03/2018	Batch ...	Navitas TN NG LLC ...		1243 · Custom...	195.91		315.69
Payment	10/03/2018	Batch ...	Navitas TN NG LLC ...		1243 · Custom...	6,103.65		6,419.34
Bill Pmt -Check	10/03/2018	1439	Navitas Utility Corpo...		2233 · Other		6,003.00	416.34
Payment	10/03/2018	Batch ...	Navitas TN NG LLC ...		1243 · Custom...	27.45		443.79
Payment	10/04/2018	Batch ...	Navitas TN NG LLC ...		1243 · Custom...	536.91		980.70
Payment	10/05/2018	Batch ...	Navitas TN NG LLC ...		1243 · Custom...	176.35		1,157.05
Payment	10/09/2018	Batch ...	Navitas TN NG LLC ...		1243 · Custom...	18.00		1,175.05
Payment	10/09/2018	Batch ...	Navitas TN NG LLC ...		1243 · Custom...	9.00		1,184.05
Payment	10/09/2018	Batch ...	Navitas TN NG LLC ...		1243 · Custom...	9.00		1,193.05
Check	10/10/2018	ACH	KOC- Insurance	Policy Numbe...	924 · Insurance		198.00	995.05
Payment	10/10/2018	Batch ...	Navitas TN NG LLC ...		1243 · Custom...	263.75		1,258.80
Payment	10/10/2018	Batch ...	Navitas TN NG LLC ...		1243 · Custom...	148.45		1,407.25
Payment	10/10/2018	Batch ...	Navitas TN NG LLC ...		1243 · Custom...	106.14		1,513.39
Payment	10/11/2018	Batch ...	Navitas TN NG LLC ...		1243 · Custom...	100.00		1,613.39
Payment	10/12/2018	Batch ...	Navitas TN NG LLC ...		1243 · Custom...	9.00		1,622.39
Payment	10/15/2018	Batch ...	Navitas TN NG LLC ...		1243 · Custom...	391.13		2,013.52
Bill Pmt -Check	10/15/2018	1440	Bank 7	Loan 1032785	2233 · Other		189.58	1,823.94
Bill Pmt -Check	10/15/2018	1441	Bank 7	Loan 1010633	2233 · Other		4,046.11	-2,222.17
Payment	10/17/2018	Batch ...	Navitas TN NG LLC ...		1243 · Custom...	669.39		-1,552.78
Payment	10/18/2018	Batch ...	Navitas TN NG LLC ...		1243 · Custom...	220.00		-1,332.78
Payment	10/18/2018	Batch	Navitas TN NG LLC ...		1243 · Custom...	1,979.88		647.10
Payment	10/18/2018	Batch	Navitas TN NG LLC ...		1243 · Custom...	500.00		1,147.10
Payment	10/19/2018	Batch ...	Navitas TN NG LLC ...		1243 · Custom...	20.25		1,167.35
Deposit	10/22/2018			Deposit	1243 · Custom...	3,260.25		4,427.60
Payment	10/22/2018	Batch ...	Navitas TN NG LLC ...		1243 · Custom...	33.13		4,460.73
Payment	10/22/2018	Batch ...	Navitas TN NG LLC ...		1243 · Custom...	249.88		4,710.61
Payment	10/22/2018	Batch ...	Navitas TN NG LLC ...		1243 · Custom...	18.00		4,728.61
Check	10/22/2018	1070	Bank 7	Transfer	1125 · Checkin...	1,022.00		5,750.61
Payment	10/22/2018	Batch ...	Navitas TN NG LLC ...		1243 · Custom...	2,612.63		8,363.24
Payment	10/23/2018	Batch ...	Navitas TN NG LLC ...		1243 · Custom...	263.44		8,626.68
Bill Pmt -Check	10/23/2018	1442	Navitas Utility Corpo...		2233 · Other		5,023.00	3,603.68
Payment	10/23/2018	Batch ...	Navitas TN NG LLC ...		1243 · Custom...	72.31		3,675.99
Check	10/24/2018	Transfer	Tennessee Departm...	Sep 2018 Sal...	2406 · Sales T...		474.00	3,201.99
Payment	10/24/2018	Batch ...	Navitas TN NG LLC ...		1243 · Custom...	9.00		3,210.99
Payment	10/25/2018	Batch ...	Navitas TN NG LLC ...		1243 · Custom...	544.43		3,755.42
Payment	10/26/2018	Batch ...	Navitas TN NG LLC ...		1243 · Custom...	9.00		3,764.42
Payment	10/26/2018	Batch ...	Navitas TN NG LLC ...		1243 · Custom...	1,405.76		5,170.18

Navitas TN NG, LLC
General Ledger
As of December 31, 2018

Type	Date	Num	Name	Memo	Split	Debit	Credit	Balance
Bill Pmt -Check	10/26/2018	1443	Navitas Assets LLC		2233 · Other		3,488.00	1,682.18
Payment	10/29/2018	Batch ...	Navitas TN NG LLC ...		1243 · Custom...	242.04		1,924.22
Payment	10/29/2018	Batch ...	Navitas TN NG LLC ...		1243 · Custom...	788.93		2,713.15
Bill Pmt -Check	10/29/2018	1444	Navitas Utility Corpo...		2233 · Other		2,629.00	84.15
Payment	10/29/2018	Batch ...	Navitas TN NG LLC ...		1243 · Custom...	1,021.90		1,106.05
Payment	10/29/2018	Batch ...	Navitas TN NG LLC ...		1243 · Custom...	9.00		1,115.05
Bill Pmt -Check	10/30/2018	1445	Navitas Utility Corpo...		2233 · Other		1,030.00	85.05
Payment	10/31/2018	Batch ...	Navitas TN NG LLC ...		1243 · Custom...	868.15		953.20
Payment	11/01/2018	Batch ...	Navitas TN NG LLC ...		1243 · Custom...	66.55		1,019.75
Bill Pmt -Check	11/01/2018	xfer	Navitas Utility Corpo...		2233 · Other		1,001.00	18.75
Payment	11/02/2018	Batch ...	Navitas TN NG LLC ...		1243 · Custom...	46.07		64.82
General Journal	11/02/2018	181102		BANKCARD ...	903 · Custome...		80.85	-16.03
Payment	11/05/2018	Batch ...	Navitas TN NG LLC ...		1243 · Custom...	99.32		83.29
Payment	11/05/2018	Batch ...	Navitas TN NG LLC ...		1243 · Custom...	36.90		120.19
Payment	11/05/2018	Batch ...	Navitas TN NG LLC ...		1243 · Custom...	524.08		644.27
Payment	11/05/2018	Batch ...	Navitas TN NG LLC ...		1243 · Custom...	556.75		1,201.02
Payment	11/06/2018	Batch ...	Navitas TN NG LLC ...		1243 · Custom...	109.00		1,310.02
Deposit	11/06/2018			Deposit	-SPLIT-	250.00		1,560.02
Bill Pmt -Check	11/06/2018	1446	Navitas Utility Corpo...		2233 · Other		1,506.00	54.02
Payment	11/08/2018	Batch ...	Navitas TN NG LLC ...		1243 · Custom...	5,136.43		5,190.45
Bill Pmt -Check	11/08/2018	1448	Bank 7	Loan 1010633	2233 · Other		4,402.30	788.15
Payment	11/08/2018	Batch ...	Navitas TN NG LLC ...		1243 · Custom...	71.00		859.15
Check	11/09/2018	1447	Velma Leach		1243 · Custom...		500.00	359.15
Payment	11/09/2018	Batch ...	Navitas TN NG LLC ...		1243 · Custom...	43.78		402.93
Payment	11/09/2018	Batch ...	Navitas TN NG LLC ...		1243 · Custom...	36.35		439.28
Deposit	11/09/2018			Deposit	-SPLIT-	250.00		689.28
Bill Pmt -Check	11/09/2018	1449	Bank 7	Loan 1032785	2233 · Other		170.13	519.15
Payment	11/09/2018	Batch ...	Navitas TN NG LLC ...		1243 · Custom...	19.37		538.52
Check	11/13/2018	ACH	KOC- Insurance	Policy Numbe...	924 · Insurance		198.00	340.52
Payment	11/13/2018	Batch ...	Navitas TN NG LLC ...		1243 · Custom...	105.01		445.53
General Journal	11/13/2018	181113		OK3 deposite...	1191 · Dep. In ...	108.79		554.32
Payment	11/14/2018	Batch ...	Navitas TN NG LLC ...		1243 · Custom...	94.76		649.08
Payment	11/15/2018	Batch ...	Navitas TN NG LLC ...		1243 · Custom...	51.88		700.96
Payment	11/15/2018	Batch ...	Navitas TN NG LLC ...		1243 · Custom...	218.69		919.65
Bill Pmt -Check	11/16/2018	1450	Navitas Assets LLC		2233 · Other		1,744.00	-824.35
Payment	11/16/2018	Batch ...	Navitas TN NG LLC ...		1243 · Custom...	566.45		-257.90
Payment	11/16/2018	Batch ...	Navitas TN NG LLC ...		1243 · Custom...	108.35		-149.55
Deposit	11/16/2018			Deposit	-SPLIT-	250.00		100.45
Payment	11/19/2018	Batch ...	Navitas TN NG LLC ...		1243 · Custom...	4,689.48		4,789.93
Payment	11/19/2018	Batch ...	Navitas TN NG LLC ...		1243 · Custom...	97.61		4,887.54
Deposit	11/20/2018			Deposit	1243 · Custom...	4,544.09		9,431.63
General Journal	11/20/2018	181120		Transfer Dep...	1191 · Dep. In ...		108.79	9,322.84
Payment	11/20/2018	Batch ...	Navitas TN NG LLC ...		1243 · Custom...	4,668.13		13,990.97
Bill Pmt -Check	11/21/2018	1451	Tennessee Departm...	Acct #: 34000...	2203 · Taxes		8,603.00	5,387.97
Bill Pmt -Check	11/21/2018	1452	Navitas Utility Corpo...		2233 · Other		4,021.00	1,366.97
Check	11/21/2018	1071	Bank 7	Transfer	1125 · Checkin...	3,621.00		4,987.97
Payment	11/21/2018	Batch ...	Navitas TN NG LLC ...		1243 · Custom...	678.03		5,666.00
Payment	11/21/2018	Batch ...	Navitas TN NG LLC ...		1243 · Custom...	155.68		5,821.68
Bill Pmt -Check	11/23/2018	1453	Navitas Utility Corpo...		2233 · Other		3,623.00	2,198.68

Navitas TN NG, LLC
General Ledger
As of December 31, 2018

Type	Date	Num	Name	Memo	Split	Debit	Credit	Balance
Check	11/23/2018	Transfer	Tennessee Departm...	Oct 2018 Sal...	2406 · Sales T...		465.00	1,733.68
General Journal	11/23/2018	181123		Bank7 Loan ...	427 · Interest ...		441.65	1,292.03
Bill Pmt -Check	11/23/2018	1463	Bank 7	Loan 1010633	2233 · Other		4,200.00	-2,907.97
Payment	11/26/2018	Batch ...	Navitas TN NG LLC ...		1243 · Custom...	210.00		-2,697.97
Payment	11/26/2018	Batch ...	Navitas TN NG LLC ...		1243 · Custom...	2,340.10		-357.87
Deposit	11/26/2018			Deposit	2413 · Custom...	500.00		142.13
Deposit	11/26/2018			Deposit	2413 · Custom...	200.00		342.13
Bill Pmt -Check	11/27/2018	1454	Navitas Utility Corpo...		2233 · Other		4,327.00	-3,984.87
Payment	11/27/2018	Batch ...	Navitas TN NG LLC ...		1243 · Custom...	309.10		-3,675.77
Check	11/27/2018	1455	Amy Walters	VOID:	1243 · Custom...	0.00		-3,675.77
Check	11/27/2018	1456	Angela Gunter		1243 · Custom...		64.41	-3,740.18
Payment	11/29/2018	Batch ...	Navitas TN NG LLC ...		1243 · Custom...	157.55		-3,582.63
Payment	11/29/2018	Batch ...	Navitas TN NG LLC ...		1243 · Custom...	299.41		-3,283.22
Payment	11/30/2018	Batch ...	Navitas TN NG LLC ...		1243 · Custom...	3,904.11		620.89
Payment	12/03/2018	Batch ...	Navitas TN NG LLC ...		1243 · Custom...	22.74		643.63
Payment	12/03/2018	Visa/...	Navitas TN NG LLC ...		1243 · Custom...	213.88		857.51
Payment	12/03/2018	Batch ...	Navitas TN NG LLC ...		1243 · Custom...	537.40		1,394.91
Payment	12/03/2018	Visa/...	Navitas TN NG LLC ...		1243 · Custom...	687.31		2,082.22
General Journal	12/03/2018	181203		BANKCARD ...	903 · Custome...		108.23	1,973.99
Payment	12/04/2018	Batch ...	Navitas TN NG LLC ...		1243 · Custom...	455.27		2,429.26
Bill Pmt -Check	12/04/2018	1457	Navitas Utility Corpo...		2233 · Other		6,004.00	-3,574.74
Payment	12/06/2018	Visa/...	Navitas TN NG LLC ...		1243 · Custom...	251.49		-3,323.25
Payment	12/07/2018	Visa/...	Navitas TN NG LLC ...		1243 · Custom...	44.69		-3,278.56
Payment	12/07/2018	Visa/...	Navitas TN NG LLC ...		1243 · Custom...	144.83		-3,133.73
Payment	12/07/2018	Batch ...	Navitas TN NG LLC ...		1243 · Custom...	7,418.22		4,284.49
Payment	12/07/2018	Batch ...	Navitas TN NG LLC ...		1243 · Custom...	554.85		4,839.34
Payment	12/07/2018	Visa/...	Navitas TN NG LLC ...		1243 · Custom...	214.87		5,054.21
Check	12/10/2018	ACH	KOC- Insurance	Policy Numbe...	924 · Insurance		198.00	4,856.21
Check	12/10/2018	1458	Patricia Hatmaker		1243 · Custom...		156.02	4,700.19
Payment	12/10/2018	Visa/...	Navitas TN NG LLC ...		1243 · Custom...	28.37		4,728.56
Payment	12/11/2018	Cash ...	Navitas TN NG LLC ...		1243 · Custom...	367.67		5,096.23
Bill Pmt -Check	12/11/2018	1459	Navitas Utility Corpo...		2233 · Other		8,511.00	-3,414.77
Payment	12/13/2018	Visa/...	Navitas TN NG LLC ...		1243 · Custom...	403.24		-3,011.53
Payment	12/13/2018	Batch ...	Navitas TN NG LLC ...		1243 · Custom...	79.37		-2,932.16
Payment	12/14/2018	Visa/...	Navitas TN NG LLC ...		1243 · Custom...	70.00		-2,862.16
Payment	12/14/2018	Visa/...	Navitas TN NG LLC ...		1243 · Custom...	11.87		-2,850.29
Payment	12/14/2018	Batch ...	Navitas TN NG LLC ...		1243 · Custom...	110.11		-2,740.18
Payment	12/14/2018	Visa/...	Navitas TN NG LLC ...		1243 · Custom...	86.55		-2,653.63
Deposit	12/14/2018			Deposit	-SPLIT-	250.00		-2,403.63
Bill Pmt -Check	12/14/2018	1464	Bank 7	Loan 1032785	2233 · Other		459.55	-2,863.18
Bill Pmt -Check	12/17/2018	1460	Tennessee Departm...	Acct #: 34000...	2203 · Taxes		1,967.91	-4,831.09
Payment	12/17/2018	Batch ...	Navitas TN NG LLC ...		1243 · Custom...	1,067.12		-3,763.97
Payment	12/18/2018	Batch ...	Navitas TN NG LLC ...		1243 · Custom...	1,285.03		-2,478.94
Payment	12/20/2018	Visa/...	Navitas TN NG LLC ...		1243 · Custom...	721.47		-1,757.47
Deposit	12/20/2018			Deposit	1243 · Custom...	8,761.02		7,003.55
Payment	12/20/2018	Batch ...	Navitas TN NG LLC ...		1243 · Custom...	12,810.47		19,814.02
Bill Pmt -Check	12/20/2018	1461	Pickett County Trust...	Ad-Valorem T...	2203 · Taxes		1,301.25	18,512.77
Payment	12/21/2018	Visa/...	Navitas TN NG LLC ...		1243 · Custom...	60.23		18,573.00
Bill Pmt -Check	12/21/2018	1462	Navitas Utility Corpo...		2233 · Other		22,021.00	-3,448.00

Navitas TN NG, LLC
General Ledger
As of December 31, 2018

Type	Date	Num	Name	Memo	Split	Debit	Credit	Balance
Check	12/21/2018	1072	Bank 7	Transfer	1125 · Checkin...	2,421.00		-1,027.00
Payment	12/21/2018	Batch ...	Navitas TN NG LLC ...		1243 · Custom...	3,424.60		2,397.60
Payment	12/21/2018	Batch ...	Navitas TN NG LLC ...		1243 · Custom...	522.02		2,919.62
Check	12/24/2018	Transfer	Tennessee Departm...	Nov 2018 Sal...	2406 · Sales T...		546.00	2,373.62
Bill Pmt -Check	12/26/2018	1465	Fentress County Tru...	Ad-Valorem T...	2203 · Taxes		53.00	2,320.62
Payment	12/26/2018	Batch ...	Navitas TN NG LLC ...		1243 · Custom...	377.75		2,698.37
Payment	12/26/2018	Batch ...	Navitas TN NG LLC ...		1243 · Custom...	12,208.01		14,906.38
Bill Pmt -Check	12/27/2018	1466	Navitas Utility Corpo...		2233 · Other		10,027.00	4,879.38
Payment	12/27/2018	Batch ...	Navitas TN NG LLC ...		1243 · Custom...	1,611.54		6,490.92
Payment	12/28/2018	Visa/...	Navitas TN NG LLC ...		1243 · Custom...	882.73		7,373.65
Payment	12/28/2018	Batch ...	Navitas TN NG LLC ...		1243 · Custom...	170.02		7,543.67
Bill Pmt -Check	12/28/2018	Transfer	Navitas Utility Corpo...		2233 · Other		8,000.00	-456.33
Payment	12/31/2018	Visa/...	Navitas TN NG LLC ...		1243 · Custom...	283.11		-173.22
Total 1107 · Checking - Bank 7						803,043.34	827,521.23	-173.22
1124 · Checking - Bank2								0.00
Total 1124 · Checking - Bank2								0.00
1125 · Checking - First Volunteer								3,457.54
Payment	01/08/2018	Batch 5	Navitas TN NG LLC ...		1243 · Custom...	442.26		3,899.80
Check	01/10/2018	1057	Bank 7	Transfer	1107 · Checkin...		3,000.00	899.80
Payment	01/11/2018	Batch 8	Navitas TN NG LLC ...		1243 · Custom...	302.53		1,202.33
Payment	01/16/2018	Batch ...	Navitas TN NG LLC ...		1243 · Custom...	196.89		1,399.22
Payment	01/19/2018	Batch ...	Navitas TN NG LLC ...		1243 · Custom...	106.34		1,505.56
Payment	01/22/2018	Batch ...	Navitas TN NG LLC ...		1243 · Custom...	17.16		1,522.72
Payment	01/22/2018	Batch ...	Navitas TN NG LLC ...		1243 · Custom...	344.75		1,867.47
Payment	01/25/2018	Batch ...	Navitas TN NG LLC ...		1243 · Custom...	639.49		2,506.96
Payment	01/25/2018	Batch ...	Navitas TN NG LLC ...		1243 · Custom...	579.87		3,086.83
Payment	01/26/2018	Batch ...	Navitas TN NG LLC ...		1243 · Custom...	374.66		3,461.49
Payment	01/29/2018	Batch ...	Navitas TN NG LLC ...		1243 · Custom...	432.33		3,893.82
Payment	01/29/2018	1st Vo...	Navitas TN NG LLC ...		1243 · Custom...	576.84		4,470.66
Payment	01/30/2018	1st vol...	Navitas TN NG LLC ...		1243 · Custom...	478.89		4,949.55
Payment	01/31/2018	1st vol...	Navitas TN NG LLC ...		1243 · Custom...	313.85		5,263.40
Check	01/31/2018			Service Charge	903 · Custome...		21.19	5,242.21
Payment	02/05/2018	1st vol...	Navitas TN NG LLC ...		1243 · Custom...	104.12		5,346.33
Check	02/07/2018	1058	Bank 7	Transfer	1107 · Checkin...		5,000.00	346.33
Payment	02/13/2018	Batch ...	Navitas TN NG LLC ...		1243 · Custom...	182.00		528.33
Payment	02/20/2018	Batch ...	Navitas TN NG LLC ...		1243 · Custom...	181.25		709.58
Payment	02/20/2018	Batch ...	Navitas TN NG LLC ...		1243 · Custom...	164.93		874.51
Payment	02/23/2018	Batch ...	Navitas TN NG LLC ...		1243 · Custom...	450.77		1,325.28
Payment	02/23/2018	Batch ...	Navitas TN NG LLC ...		1243 · Custom...	565.21		1,890.49
Payment	02/26/2018	Batch ...	Navitas TN NG LLC ...		1243 · Custom...	699.73		2,590.22
Payment	02/26/2018	Batch ...	Navitas TN NG LLC ...		1243 · Custom...	361.67		2,951.89
Payment	02/26/2018	Batch ...	Navitas TN NG LLC ...		1243 · Custom...	311.44		3,263.33
Payment	02/28/2018	Batch ...	Navitas TN NG LLC ...		1243 · Custom...	300.14		3,563.47
Check	02/28/2018			Service Charge	903 · Custome...		19.39	3,544.08
Payment	03/06/2018	Batch ...	Navitas TN NG LLC ...		1243 · Custom...	1,442.68		4,986.76
Payment	03/08/2018	Batch ...	Navitas TN NG LLC ...		1243 · Custom...	2,324.83		7,311.59

Navitas TN NG, LLC
General Ledger
As of December 31, 2018

Type	Date	Num	Name	Memo	Split	Debit	Credit	Balance
Deposit	03/08/2018			Deposit	-SPLIT-	250.00		7,561.59
Payment	03/08/2018	1st vol...	Navitas TN NG LLC ...		1243 · Custom...	0.50		7,562.09
Payment	03/09/2018	Batch ...	Navitas TN NG LLC ...		1243 · Custom...	305.57		7,867.66
Deposit	03/15/2018			Deposit	-SPLIT-	250.00		8,117.66
Payment	03/19/2018	Batch ...	Navitas TN NG LLC ...		1243 · Custom...	84.07		8,201.73
Payment	03/19/2018	Batch ...	Navitas TN NG LLC ...		1243 · Custom...	712.39		8,914.12
Check	03/20/2018	1059	Bank 7	Transfer	1107 · Checkin...		7,500.00	1,414.12
Payment	03/22/2018	Batch ...	Navitas TN NG LLC ...		1243 · Custom...	289.93		1,704.05
Payment	03/23/2018	Batch ...	Navitas TN NG LLC ...		1243 · Custom...	826.10		2,530.15
Payment	03/26/2018	Batch ...	Navitas TN NG LLC ...		1243 · Custom...	91.38		2,621.53
Payment	03/26/2018	Batch ...	Navitas TN NG LLC ...		1243 · Custom...	182.94		2,804.47
Payment	03/26/2018	Batch ...	Navitas TN NG LLC ...		1243 · Custom...	109.86		2,914.33
Payment	03/27/2018	Batch ...	Navitas TN NG LLC ...		1243 · Custom...	173.51		3,087.84
Payment	03/29/2018	Batch ...	Navitas TN NG LLC ...		1243 · Custom...	176.65		3,264.49
Payment	03/30/2018	Batch ...	Navitas TN NG LLC ...		1243 · Custom...	1,951.38		5,215.87
Check	03/31/2018			Service Charge	903 · Custome...		20.86	5,195.01
Payment	04/02/2018	Batch ...	Navitas TN NG LLC ...		1243 · Custom...	474.60		5,669.61
Payment	04/03/2018	47-18...	Navitas TN NG LLC ...		1243 · Custom...	35.34		5,704.95
Payment	04/06/2018	Batch ...	Navitas TN NG LLC ...		1243 · Custom...	527.04		6,231.99
Check	04/09/2018	1060	Bank 7	Transfer	1107 · Checkin...		5,000.00	1,231.99
Check	04/10/2018	1061	Bank 7	Transfer	1107 · Checkin...		1,000.00	231.99
Payment	04/16/2018	Batch ...	Navitas TN NG LLC ...		1243 · Custom...	201.10		433.09
Payment	04/16/2018	Batch ...	Navitas TN NG LLC ...		1243 · Custom...	865.87		1,298.96
Payment	04/19/2018	Batch ...	Navitas TN NG LLC ...		1243 · Custom...	397.36		1,696.32
Payment	04/20/2018	Batch ...	Navitas TN NG LLC ...		1243 · Custom...	162.42		1,858.74
Payment	04/23/2018	Batch ...	Navitas TN NG LLC ...		1243 · Custom...	181.02		2,039.76
Payment	04/23/2018	Batch ...	Navitas TN NG LLC ...		1243 · Custom...	469.89		2,509.65
Check	04/23/2018	1062	Bank 7	Transfer	1107 · Checkin...		2,000.00	509.65
Payment	04/26/2018	Batch ...	Navitas TN NG LLC ...		1243 · Custom...	208.63		718.28
Payment	04/27/2018	Batch ...	Navitas TN NG LLC ...		1243 · Custom...	651.06		1,369.34
Payment	04/30/2018	Batch ...	Navitas TN NG LLC ...		1243 · Custom...	1,831.66		3,201.00
Payment	04/30/2018	Batch ...	Navitas TN NG LLC ...		1243 · Custom...	306.25		3,507.25
Deposit	04/30/2018			Deposit	-SPLIT-	250.00		3,757.25
Payment	04/30/2018	Batch ...	Navitas TN NG LLC ...		1243 · Custom...	542.15		4,299.40
Payment	04/30/2018	Batch ...	Navitas TN NG LLC ...		1243 · Custom...	240.01		4,539.41
Check	04/30/2018			Service Charge	903 · Custome...		22.31	4,517.10
Payment	05/07/2018	Batch ...	Navitas TN NG LLC ...		1243 · Custom...	511.78		5,028.88
Check	05/09/2018	1063	Bank 7	Transfer	1107 · Checkin...		4,500.00	528.88
Payment	05/17/2018	Batch ...	Navitas TN NG LLC ...		1243 · Custom...	53.25		582.13
Payment	05/18/2018	Batch ...	Navitas TN NG LLC ...		1243 · Custom...	276.73		858.86
Payment	05/21/2018	Batch ...	Navitas TN NG LLC ...		1243 · Custom...	86.36		945.22
Payment	05/21/2018	Batch ...	Navitas TN NG LLC ...		1243 · Custom...	159.83		1,105.05
Check	05/23/2018	1064	Bank 7	Transfer	1107 · Checkin...		2,800.00	-1,694.95
Payment	05/24/2018	Batch ...	Navitas TN NG LLC ...		1243 · Custom...	328.09		-1,366.86
Payment	05/25/2018	Batch ...	Navitas TN NG LLC ...		1243 · Custom...	99.55		-1,267.31
Check	05/25/2018			Service Charge	903 · Custome...		33.93	-1,301.24
Payment	05/29/2018	Batch ...	Navitas TN NG LLC ...		1243 · Custom...	389.10		-912.14
Payment	05/29/2018	Batch ...	Navitas TN NG LLC ...		1243 · Custom...	215.65		-696.49
Payment	05/29/2018	Batch ...	Navitas TN NG LLC ...		1243 · Custom...	164.24		-532.25

Navitas TN NG, LLC
General Ledger
As of December 31, 2018

Type	Date	Num	Name	Memo	Split	Debit	Credit	Balance
Payment	05/29/2018	Batch ...	Navitas TN NG LLC ...		1243 · Custom...	59.44		-472.81
Payment	05/30/2018	Batch ...	Navitas TN NG LLC ...		1243 · Custom...	598.25		125.44
Payment	05/31/2018	Batch ...	Navitas TN NG LLC ...		1243 · Custom...	133.10		258.54
Check	05/31/2018			Service Charge	903 · Custome...		21.20	237.34
Payment	06/04/2018	Batch ...	Navitas TN NG LLC ...		1243 · Custom...	223.26		460.60
Payment	06/11/2018	Batch ...	Navitas TN NG LLC ...		1243 · Custom...	50.00		510.60
Payment	06/12/2018	Batch ...	Navitas TN NG LLC ...		1243 · Custom...	172.15		682.75
Payment	06/14/2018	Batch ...	Navitas TN NG LLC ...		1243 · Custom...	123.92		806.67
Payment	06/15/2018	Batch ...	Navitas TN NG LLC ...		1243 · Custom...	56.96		863.63
Payment	06/18/2018	Batch ...	Navitas TN NG LLC ...		1243 · Custom...	44.62		908.25
Payment	06/19/2018		Navitas TN NG LLC ...		1243 · Custom...	26.27		934.52
Payment	06/20/2018	Batch ...	Navitas TN NG LLC ...		1243 · Custom...	161.52		1,096.04
Payment	06/21/2018	Batch ...	Navitas TN NG LLC ...		1243 · Custom...	54.29		1,150.33
Payment	06/22/2018	Batch ...	Navitas TN NG LLC ...		1243 · Custom...	426.80		1,577.13
Payment	06/25/2018	Batch ...	Navitas TN NG LLC ...		1243 · Custom...	15.47		1,592.60
Payment	06/26/2018	Batch ...	Navitas TN NG LLC ...		1243 · Custom...	17.63		1,610.23
Deposit	06/26/2018			Deposit	-SPLIT-	250.00		1,860.23
Payment	06/28/2018	Batch ...	Navitas TN NG LLC ...		1243 · Custom...	283.99		2,144.22
Check	06/29/2018			Service Charge	903 · Custome...		20.96	2,123.26
Payment	06/29/2018	Batch ...	Navitas TN NG LLC ...		1243 · Custom...	27.75		2,151.01
Check	07/02/2018	1065	Bank 7		1107 · Checkin...		1,329.00	822.01
Payment	07/06/2018	Batch ...	Navitas TN NG LLC ...		1243 · Custom...	15.95		837.96
Payment	07/17/2018	Batch ...	Navitas TN NG LLC ...		1243 · Custom...	106.84		944.80
Payment	07/17/2018	Batch ...	Navitas TN NG LLC ...		1243 · Custom...	85.32		1,030.12
Deposit	07/17/2018			Deposit	-SPLIT-	250.00		1,280.12
Payment	07/19/2018	Batch ...	Navitas TN NG LLC ...		1243 · Custom...	70.74		1,350.86
Payment	07/20/2018	Batch ...	Navitas TN NG LLC ...		1243 · Custom...	1,132.00		2,482.86
Payment	07/23/2018	Batch ...	Navitas TN NG LLC ...		1243 · Custom...	31.16		2,514.02
Payment	07/23/2018	Batch ...	Navitas TN NG LLC ...		1243 · Custom...	60.76		2,574.78
Check	07/25/2018	1066	Bank 7	transfer	1107 · Checkin...		2,425.00	149.78
Payment	07/26/2018	Batch ...	Navitas TN NG LLC ...		1243 · Custom...	84.50		234.28
Payment	07/27/2018	Batch ...	Navitas TN NG LLC ...		1243 · Custom...	19.00		253.28
Deposit	07/27/2018			Deposit	2413 · Custom...	200.00		453.28
Deposit	07/27/2018			Deposit	488.00 · Penalt...	50.00		503.28
Deposit	07/30/2018			Deposit	-SPLIT-	250.00		753.28
Payment	07/30/2018	Batch ...	Navitas TN NG LLC ...		1243 · Custom...	9.00		762.28
Payment	07/31/2018	Batch ...	Navitas TN NG LLC ...		1243 · Custom...	17.63		779.91
Payment	07/31/2018	Batch ...	Navitas TN NG LLC ...		1243 · Custom...	46.08		825.99
Check	07/31/2018			Service Charge	903 · Custome...		21.49	804.50
Payment	08/17/2018	Batch ...	Navitas TN NG LLC ...		1243 · Custom...	90.66		895.16
Payment	08/20/2018	Batch ...	Navitas TN NG LLC ...		1243 · Custom...	61.16		956.32
Payment	08/20/2018	Batch ...	Navitas TN NG LLC ...		1243 · Custom...	9.00		965.32
Payment	08/21/2018	Batch ...	Navitas TN NG LLC ...		1243 · Custom...	51.47		1,016.79
Payment	08/21/2018	Batch ...	Navitas TN NG LLC ...		1243 · Custom...	26.00		1,042.79
Check	08/24/2018	1067	Bank 7	transfer	1107 · Checkin...		923.00	119.79
Payment	08/24/2018	Batch ...	Navitas TN NG LLC ...		1243 · Custom...	42.39		162.18
Payment	08/30/2018	Batch ...	Navitas TN NG LLC ...		1243 · Custom...	886.33		1,048.51
Deposit	08/30/2018			Deposit	2413 · Custom...	500.00		1,548.51
Payment	08/31/2018	Batch ...	Navitas TN NG LLC ...		1243 · Custom...	33.12		1,581.63

Navitas TN NG, LLC
General Ledger
As of December 31, 2018

Type	Date	Num	Name	Memo	Split	Debit	Credit	Balance
Payment	08/31/2018	Batch ...	Navitas TN NG LLC ...		1243 · Custom...	19.80		1,601.43
Check	08/31/2018	180831		Service Charge	903 · Custome...		19.54	1,581.89
Payment	09/17/2018	Batch ...	Navitas TN NG LLC ...		1243 · Custom...	38.67		1,620.56
Payment	09/17/2018	Batch ...	Navitas TN NG LLC ...		1243 · Custom...	18.00		1,638.56
Payment	09/17/2018	Batch ...	Navitas TN NG LLC ...		1243 · Custom...	11.16		1,649.72
Payment	09/19/2018	Batch ...	Navitas TN NG LLC ...		1243 · Custom...	50.00		1,699.72
Payment	09/19/2018	Batch ...	Navitas TN NG LLC ...		1243 · Custom...	121.91		1,821.63
Payment	09/24/2018	Batch ...	Navitas TN NG LLC ...		1243 · Custom...	72.46		1,894.09
Payment	09/25/2018	Batch ...	Navitas TN NG LLC ...		1243 · Custom...	21.96		1,916.05
Payment	09/25/2018	Batch ...	Navitas TN NG LLC ...		1243 · Custom...	49.36		1,965.41
Check	09/26/2018	1068	Bank 7	transfer	1107 · Checkin...		1,827.00	138.41
Payment	09/26/2018	Batch ...	Navitas TN NG LLC ...		1243 · Custom...	9.00		147.41
Deposit	09/27/2018			Deposit	-SPLIT-	250.00		397.41
Payment	09/28/2018	Batch ...	Navitas TN NG LLC ...		1243 · Custom...	17.63		415.04
Payment	09/28/2018	Batch ...	Navitas TN NG LLC ...		1243 · Custom...	546.64		961.68
Check	09/28/2018	180928		Service Charge	903 · Custome...		20.20	941.48
Payment	10/09/2018	Batch ...	Navitas TN NG LLC ...		1243 · Custom...	28.00		969.48
Payment	10/10/2018	Batch ...	Navitas TN NG LLC ...		1243 · Custom...	11.72		981.20
Payment	10/16/2018	Batch ...	Navitas TN NG LLC ...		1243 · Custom...	29.79		1,010.99
Deposit	10/16/2018			Deposit	-SPLIT-	250.00		1,260.99
Check	10/22/2018	1070	Bank 7	Transfer	1107 · Checkin...		1,022.00	238.99
Payment	10/22/2018	Batch ...	Navitas TN NG LLC ...		1243 · Custom...	174.38		413.37
Payment	10/22/2018	Batch ...	Navitas TN NG LLC ...		1243 · Custom...	52.76		466.13
Payment	10/25/2018	Batch ...	Navitas TN NG LLC ...		1243 · Custom...	57.23		523.36
Deposit	10/25/2018			Deposit	-SPLIT-	500.00		1,023.36
Payment	10/26/2018	Batch ...	Navitas TN NG LLC ...		1243 · Custom...	18.00		1,041.36
Deposit	10/26/2018			Deposit	-SPLIT-	250.00		1,291.36
Payment	10/29/2018	Batch ...	Navitas TN NG LLC ...		1243 · Custom...	38.00		1,329.36
Payment	10/29/2018	Batch ...	Navitas TN NG LLC ...		1243 · Custom...	32.35		1,361.71
Deposit	10/29/2018			Deposit	-SPLIT-	250.00		1,611.71
Payment	10/30/2018	Batch ...	Navitas TN NG LLC ...		1243 · Custom...	602.63		2,214.34
Check	10/31/2018	181031		Service Charge	903 · Custome...		21.05	2,193.29
Deposit	11/01/2018			Deposit	-SPLIT-	250.00		2,443.29
Payment	11/08/2018	Batch ...	Navitas TN NG LLC ...		1243 · Custom...	40.73		2,484.02
Payment	11/19/2018	Batch ...	Navitas TN NG LLC ...		1243 · Custom...	423.53		2,907.55
Payment	11/19/2018	Batch ...	Navitas TN NG LLC ...		1243 · Custom...	89.57		2,997.12
Deposit	11/19/2018			Deposit	-SPLIT-	500.00		3,497.12
Payment	11/20/2018	Batch ...	Navitas TN NG LLC ...		1243 · Custom...	70.19		3,567.31
Check	11/21/2018	1071	Bank 7	Transfer	1107 · Checkin...		3,621.00	-53.69
Payment	11/26/2018	Batch ...	Navitas TN NG LLC ...		1243 · Custom...	173.23		119.54
Payment	11/26/2018	Batch ...	Navitas TN NG LLC ...		1243 · Custom...	173.96		293.50
Payment	11/27/2018	Batch ...	Navitas TN NG LLC ...		1243 · Custom...	105.86		399.36
Payment	11/29/2018	Batch ...	Navitas TN NG LLC ...		1243 · Custom...	116.26		515.62
Payment	11/30/2018	Batch ...	Navitas TN NG LLC ...		1243 · Custom...	297.74		813.36
Payment	11/30/2018	Batch ...	Navitas TN NG LLC ...		1243 · Custom...	622.83		1,436.19
Check	11/30/2018	181130		Service Charge	903 · Custome...		20.18	1,416.01
Deposit	12/05/2018			Deposit	-SPLIT-	250.00		1,666.01
Deposit	12/14/2018			Deposit	-SPLIT-	250.00		1,916.01
Payment	12/17/2018	Batch ...	Navitas TN NG LLC ...		1243 · Custom...	259.23		2,175.24

Navitas TN NG, LLC
General Ledger
As of December 31, 2018

Type	Date	Num	Name	Memo	Split	Debit	Credit	Balance
Deposit	12/17/2018			Deposit	-SPLIT-	250.00		2,425.24
Payment	12/20/2018	Batch ...	Navitas TN NG LLC ...		1243 · Custom...	82.35		2,507.59
Check	12/21/2018	1072	Bank 7	Transfer	1107 · Checkin...		2,421.00	86.59
Payment	12/24/2018	Batch 1	Navitas TN NG LLC ...		1243 · Custom...	24.88		111.47
Payment	12/26/2018	Batch ...	Navitas TN NG LLC ...		1243 · Custom...	627.57		739.04
Payment	12/26/2018	Batch ...	Navitas TN NG LLC ...		1243 · Custom...	526.51		1,265.55
Payment	12/26/2018	Batch ...	Navitas TN NG LLC ...		1243 · Custom...	89.97		1,355.52
Payment	12/26/2018	Batch ...	Navitas TN NG LLC ...		1243 · Custom...	348.57		1,704.09
Payment	12/26/2018	Batch 1	Navitas TN NG LLC ...		1243 · Custom...	80.00		1,784.09
Payment	12/27/2018	Batch ...	Navitas TN NG LLC ...		1243 · Custom...	200.00		1,984.09
Payment	12/27/2018	Batch 2	Navitas TN NG LLC ...		1243 · Custom...	699.14		2,683.23
Payment	12/28/2018	Batch 2	Navitas TN NG LLC ...		1243 · Custom...	693.92		3,377.15
Payment	12/31/2018	Batch 4	Navitas TN NG LLC ...		1243 · Custom...	665.91		4,043.06
Check	12/31/2018	181231		Service Charge	903 · Custome...		21.67	4,021.39
Total 1125 · Checking - First Volunteer						45,215.82	44,651.97	4,021.39
1128 · Jellico Cash Drawer								0.00
Total 1128 · Jellico Cash Drawer								0.00
1191 · Dep. In Error								0.00
General Journal	11/13/2018	181113		OK3 deposite...	1107 · Checkin...		108.79	-108.79
General Journal	11/20/2018	181120		Transfer Dep...	1107 · Checkin...	108.79		0.00
Total 1191 · Dep. In Error						108.79	108.79	0.00
1199 · Loan proceeds clearing account								0.00
Total 1199 · Loan proceeds clearing account								0.00
1100 · Cash - Other								0.00
Bill Pmt -Check	05/25/2018		Navitas Utility Corpo...	QuickBooks g...	2233 · Other	0.00		0.00
Total 1100 · Cash - Other						0.00	0.00	0.00
Total 1100 · Cash						848,367.95	872,281.99	3,848.17

Navitas TN NG, LLC
General Ledger
As of December 31, 2018

Type	Date	Num	Name	Memo	Split	Debit	Credit	Balance
1200 · A/R								138,235.09
1243 · Customers								138,235.09
Payment	01/02/2018	Batch 1	Navitas TN NG LLC ...		1107 · Checkin...		614.12	137,620.97
Payment	01/02/2018	Batch 1	Navitas TN NG LLC ...		1107 · Checkin...		347.37	137,273.60
Payment	01/03/2018	Batch 2	Navitas TN NG LLC ...		1107 · Checkin...		1,788.78	135,484.82
Payment	01/03/2018	Batch 2	Navitas TN NG LLC ...		1107 · Checkin...		10,035.23	125,449.59
Payment	01/04/2018	Batch 3	Navitas TN NG LLC ...		1107 · Checkin...		339.96	125,109.63
General Journal	01/04/2018	180103	Navitas TN NG LLC ...	Ret ck Ralph ...	1107 · Checkin...	203.00		125,312.63
Payment	01/05/2018	Batch 4	Navitas TN NG LLC ...		1107 · Checkin...		18.23	125,294.40
General Journal	01/07/2018	180107	Navitas TN NG LLC ...	Adj level pay ...	2415 · Level P...		4,417.52	120,876.88
General Journal	01/07/2018	180107	Navitas TN NG LLC ...	Jellico gas bill	812 · Gas use...		132.15	120,744.73
Payment	01/08/2018	Batch 5	Navitas TN NG LLC ...		1107 · Checkin...		3,391.58	117,353.15
Payment	01/08/2018	Batch 5	Navitas TN NG LLC ...		1107 · Checkin...		339.11	117,014.04
Payment	01/08/2018	Batch 5	Navitas TN NG LLC ...		1125 · Checkin...		442.26	116,571.78
General Journal	01/08/2018	170419	Navitas TN NG LLC ...	Brandi Hackle...	488.00 · Penalt...	25.00		116,596.78
Payment	01/09/2018	Batch 6	Navitas TN NG LLC ...		1107 · Checkin...		120.40	116,476.38
Payment	01/09/2018	Batch 6	Navitas TN NG LLC ...		1107 · Checkin...		491.91	115,984.47
General Journal	01/09/2018	180109	Navitas TN NG LLC ...	Betty HIll, final	480.01 · Resid...		80.08	115,904.39
Payment	01/10/2018	Batch 7	Navitas TN NG LLC ...		1107 · Checkin...		39.83	115,864.56
Payment	01/10/2018	Batch 7	Navitas TN NG LLC ...		1107 · Checkin...		65.00	115,799.56
Payment	01/11/2018	Batch 8	Navitas TN NG LLC ...		1107 · Checkin...		50.00	115,749.56
Payment	01/11/2018	Batch 8	Navitas TN NG LLC ...		1107 · Checkin...		233.92	115,515.64
Payment	01/11/2018	Batch 8	Navitas TN NG LLC ...		1125 · Checkin...		302.53	115,213.11
Payment	01/12/2018	Batch 9	Navitas TN NG LLC ...		1107 · Checkin...		152.20	115,060.91
Payment	01/15/2018	Batch ...	Navitas TN NG LLC ...		1107 · Checkin...		620.02	114,440.89
Payment	01/16/2018	Batch ...	Navitas TN NG LLC ...		1107 · Checkin...		65.00	114,375.89
Payment	01/16/2018	Batch ...	Navitas TN NG LLC ...		1107 · Checkin...		2,436.48	111,939.41
Payment	01/16/2018	Batch ...	Navitas TN NG LLC ...		1125 · Checkin...		196.89	111,742.52
Payment	01/17/2018	Batch ...	Navitas TN NG LLC ...		1107 · Checkin...		194.70	111,547.82
Payment	01/18/2018	Batch ...	Navitas TN NG LLC ...		1107 · Checkin...		1,046.38	110,501.44
Payment	01/19/2018	Batch ...	Navitas TN NG LLC ...		1107 · Checkin...		797.31	109,704.13
Payment	01/19/2018	Batch ...	Navitas TN NG LLC ...		1107 · Checkin...		3,964.70	105,739.43
Payment	01/19/2018	Batch ...	Navitas TN NG LLC ...		1125 · Checkin...		106.34	105,633.09
Deposit	01/22/2018	ACH	Navitas TN NG LLC ...	Bank Draft	1107 · Checkin...		7,904.06	97,729.03
Payment	01/22/2018	Batch ...	Navitas TN NG LLC ...		1125 · Checkin...		17.16	97,711.87
Payment	01/22/2018	Batch ...	Navitas TN NG LLC ...		1125 · Checkin...		344.75	97,367.12
Payment	01/22/2018	Batch ...	Navitas TN NG LLC ...		1107 · Checkin...		20,546.74	76,820.38
Payment	01/22/2018	Batch ...	Navitas TN NG LLC ...		1107 · Checkin...		865.94	75,954.44
Payment	01/23/2018	Batch ...	Navitas TN NG LLC ...		1107 · Checkin...		156.08	75,798.36
Payment	01/23/2018	Batch ...	Navitas TN NG LLC ...		1107 · Checkin...		386.65	75,411.71
Payment	01/24/2018	Batch ...	Navitas TN NG LLC ...		1107 · Checkin...		757.97	74,653.74
Payment	01/25/2018	Batch ...	Navitas TN NG LLC ...		1107 · Checkin...		3,359.55	71,294.19
Payment	01/25/2018	Batch ...	Navitas TN NG LLC ...		1107 · Checkin...		40.00	71,254.19
Payment	01/25/2018	Batch ...	Navitas TN NG LLC ...		1125 · Checkin...		639.49	70,614.70
Payment	01/25/2018	Batch ...	Navitas TN NG LLC ...		1125 · Checkin...		579.87	70,034.83
Payment	01/26/2018	Batch ...	Navitas TN NG LLC ...		1107 · Checkin...		7,341.44	62,693.39
Payment	01/26/2018	Batch ...	Navitas TN NG LLC ...		1107 · Checkin...		146.09	62,547.30
Payment	01/26/2018	Batch ...	Navitas TN NG LLC ...		1125 · Checkin...		374.66	62,172.64
Payment	01/29/2018	Batch ...	Navitas TN NG LLC ...		1107 · Checkin...		75.91	62,096.73

Navitas TN NG, LLC
General Ledger
As of December 31, 2018

Type	Date	Num	Name	Memo	Split	Debit	Credit	Balance
Payment	01/29/2018	Batch ...	Navitas TN NG LLC ...		1107 · Checkin...		18,755.32	43,341.41
Payment	01/29/2018	Batch ...	Navitas TN NG LLC ...		1125 · Checkin...		432.33	42,909.08
Payment	01/29/2018	1st Vo...	Navitas TN NG LLC ...		1125 · Checkin...		576.84	42,332.24
Payment	01/30/2018	Batch ...	Navitas TN NG LLC ...		1107 · Checkin...		4,755.02	37,577.22
Payment	01/30/2018	Batch ...	Navitas TN NG LLC ...		1107 · Checkin...		41.87	37,535.35
Payment	01/30/2018	1st vol...	Navitas TN NG LLC ...		1125 · Checkin...		478.89	37,056.46
Payment	01/31/2018	Batch ...	Navitas TN NG LLC ...		1107 · Checkin...		150.72	36,905.74
Payment	01/31/2018	1st vol...	Navitas TN NG LLC ...		1125 · Checkin...		313.85	36,591.89
General Journal	01/31/2018	180207	Navitas TN NG LLC ...	penalty calcul...	488.00 · Penalt...	1,564.56		38,156.45
General Journal	01/31/2018	180208	Navitas TN NG LLC ...	2/7/18 billing	480.01 · Resid...	173,582.71		211,739.16
Payment	02/01/2018	Batch ...	Navitas TN NG LLC ...		1107 · Checkin...		1,647.30	210,091.86
Payment	02/01/2018	Batch ...	Navitas TN NG LLC ...		1107 · Checkin...		2,705.44	207,386.42
Payment	02/02/2018	Batch ...	Navitas TN NG LLC ...		1107 · Checkin...		2,571.21	204,815.21
Payment	02/02/2018	Batch ...	Navitas TN NG LLC ...		1107 · Checkin...		131.73	204,683.48
Payment	02/05/2018	Batch ...	Navitas TN NG LLC ...		1107 · Checkin...		2,558.04	202,125.44
Payment	02/05/2018	Batch ...	Navitas TN NG LLC ...		1107 · Checkin...		743.41	201,382.03
Payment	02/05/2018	1st vol...	Navitas TN NG LLC ...		1125 · Checkin...		104.12	201,277.91
Payment	02/06/2018	Batch ...	Navitas TN NG LLC ...		1107 · Checkin...		389.90	200,888.01
Payment	02/06/2018	Batch ...	Navitas TN NG LLC ...		1107 · Checkin...		490.31	200,397.70
Payment	02/07/2018	Batch ...	Navitas TN NG LLC ...		1107 · Checkin...		188.11	200,209.59
General Journal	02/07/2018	180209	Navitas TN NG LLC ...	Jellico gas bill	812 · Gas use...		192.15	200,017.44
General Journal	02/07/2018	180207	Navitas TN NG LLC ...	Adj level pay ...	2415 · Level P...		5,062.30	194,955.14
General Journal	02/07/2018	180207	Navitas TN NG LLC ...	Refund constr...	2414 · Refund...		1,900.00	193,055.14
General Journal	02/07/2018	180203	Navitas TN NG LLC ...	Sheri Beck O...	480.01 · Resid...		117.20	192,937.94
Payment	02/08/2018	Batch ...	Navitas TN NG LLC ...		1107 · Checkin...		96.02	192,841.92
Payment	02/08/2018	Batch ...	Navitas TN NG LLC ...		1107 · Checkin...		234.25	192,607.67
General Journal	02/08/2018	170420	Navitas TN NG LLC ...	John Cruel, fi...	480.01 · Resid...	13.45		192,621.12
Payment	02/09/2018	Batch ...	Navitas TN NG LLC ...		1107 · Checkin...		158.00	192,463.12
Payment	02/09/2018	Batch ...	Navitas TN NG LLC ...		1107 · Checkin...		228.44	192,234.68
Payment	02/12/2018	Batch ...	Navitas TN NG LLC ...		1107 · Checkin...		451.53	191,783.15
Payment	02/12/2018	Batch ...	Navitas TN NG LLC ...		1107 · Checkin...		181.69	191,601.46
Payment	02/13/2018	Batch ...	Navitas TN NG LLC ...		1107 · Checkin...		75.00	191,526.46
Payment	02/13/2018	Batch ...	Navitas TN NG LLC ...		1125 · Checkin...		182.00	191,344.46
Payment	02/14/2018	Batch ...	Navitas TN NG LLC ...		1107 · Checkin...		554.29	190,790.17
Payment	02/15/2018	Batch ...	Navitas TN NG LLC ...		1107 · Checkin...		316.12	190,474.05
Payment	02/15/2018	Batch ...	Navitas TN NG LLC ...		1107 · Checkin...		12,603.60	177,870.45
Payment	02/16/2018	Batch ...	Navitas TN NG LLC ...		1107 · Checkin...		7,271.04	170,599.41
Payment	02/16/2018	Batch ...	Navitas TN NG LLC ...		1107 · Checkin...		328.69	170,270.72
Payment	02/19/2018	Batch ...	Navitas TN NG LLC ...		1107 · Checkin...		885.16	169,385.56
Deposit	02/20/2018	ACH	Navitas TN NG LLC ...	Bank Draft	1107 · Checkin...		13,090.15	156,295.41
Payment	02/20/2018	Batch ...	Navitas TN NG LLC ...		1107 · Checkin...		389.91	155,905.50
Payment	02/20/2018	Batch ...	Navitas TN NG LLC ...		1107 · Checkin...		31,805.86	124,099.64
Payment	02/20/2018	Batch ...	Navitas TN NG LLC ...		1125 · Checkin...		181.25	123,918.39
Payment	02/20/2018	Batch ...	Navitas TN NG LLC ...		1125 · Checkin...		164.93	123,753.46
Payment	02/21/2018	Batch ...	Navitas TN NG LLC ...		1107 · Checkin...		625.32	123,128.14
Payment	02/23/2018	Batch ...	Navitas TN NG LLC ...		1107 · Checkin...		590.18	122,537.96
Payment	02/23/2018	Batch ...	Navitas TN NG LLC ...		1107 · Checkin...		28,991.07	93,546.89
Payment	02/23/2018	Batch ...	Navitas TN NG LLC ...		1125 · Checkin...		450.77	93,096.12
Payment	02/23/2018	Batch ...	Navitas TN NG LLC ...		1125 · Checkin...		565.21	92,530.91

Navitas TN NG, LLC
General Ledger
As of December 31, 2018

Type	Date	Num	Name	Memo	Split	Debit	Credit	Balance
Payment	02/26/2018	Batch ...	Navitas TN NG LLC ...		1125 · Checkin...		699.73	91,831.18
Payment	02/26/2018	Batch ...	Navitas TN NG LLC ...		1125 · Checkin...		361.67	91,469.51
Payment	02/26/2018	Batch ...	Navitas TN NG LLC ...		1107 · Checkin...		15,644.27	75,825.24
Payment	02/26/2018	Batch ...	Navitas TN NG LLC ...		1107 · Checkin...		851.38	74,973.86
Payment	02/26/2018	Batch ...	Navitas TN NG LLC ...		1125 · Checkin...		311.44	74,662.42
Payment	02/27/2018	Batch ...	Navitas TN NG LLC ...		1107 · Checkin...		301.31	74,361.11
Payment	02/27/2018	Batch ...	Navitas TN NG LLC ...		1107 · Checkin...		1,815.78	72,545.33
Payment	02/28/2018	Batch ...	Navitas TN NG LLC ...		1107 · Checkin...		1,160.36	71,384.97
General Journal	02/28/2018	180307	Navitas TN NG LLC ...	3/7/18 billing	480.01 · Resid...	95,244.18		166,629.15
General Journal	02/28/2018	180307	Navitas TN NG LLC ...	penalty calcul...	488.00 · Penalt...	2,125.66		168,754.81
Payment	02/28/2018	Batch ...	Navitas TN NG LLC ...		1125 · Checkin...		300.14	168,454.67
Payment	03/01/2018	Batch ...	Navitas TN NG LLC ...		1107 · Checkin...		824.11	167,630.56
Payment	03/01/2018	Batch ...	Navitas TN NG LLC ...		1107 · Checkin...		14,334.38	153,296.18
Payment	03/02/2018	Batch ...	Navitas TN NG LLC ...		1107 · Checkin...		3,175.21	150,120.97
Payment	03/02/2018	Batch ...	Navitas TN NG LLC ...		1107 · Checkin...		340.28	149,780.69
General Journal	03/02/2018	180407	Navitas TN NG LLC ...	Justin Trett-R...	488.00 · Penalt...	25.00		149,805.69
General Journal	03/02/2018	180408	Navitas TN NG LLC ...	Jellico Video-...	488.00 · Penalt...		9.00	149,796.69
Payment	03/05/2018	Batch ...	Navitas TN NG LLC ...		1107 · Checkin...		5,222.17	144,574.52
Payment	03/05/2018	Batch ...	Navitas TN NG LLC ...		1107 · Checkin...		4,514.41	140,060.11
General Journal	03/05/2018	180403	Navitas TN NG LLC ...	Reverse Pena...	488.00 · Penalt...		49.80	140,010.31
General Journal	03/05/2018	180404	Navitas TN NG LLC ...	Reverse Pena...	488.00 · Penalt...		6.55	140,003.76
General Journal	03/05/2018	180405	Navitas TN NG LLC ...	Reverse Pena...	488.00 · Penalt...		13.46	139,990.30
General Journal	03/05/2018	180406	Navitas TN NG LLC ...	Reverse Pena...	488.00 · Penalt...		17.04	139,973.26
Payment	03/06/2018	Batch ...	Navitas TN NG LLC ...		1125 · Checkin...		1,442.68	138,530.58
Payment	03/06/2018	Batch ...	Navitas TN NG LLC ...		1107 · Checkin...		1,361.24	137,169.34
Payment	03/06/2018	Batch ...	Navitas TN NG LLC ...		1107 · Checkin...		873.52	136,295.82
General Journal	03/07/2018	180307	Navitas TN NG LLC ...	Jellico gas bill	812 · Gas use...		144.65	136,151.17
General Journal	03/07/2018	180307	Navitas TN NG LLC ...	Adj level pay ...	2415 · Level P...		1,683.93	134,467.24
Payment	03/08/2018	Batch ...	Navitas TN NG LLC ...		1107 · Checkin...		2,176.36	132,290.88
Payment	03/08/2018	Batch ...	Navitas TN NG LLC ...		1107 · Checkin...		1,174.80	131,116.08
Payment	03/08/2018	1st vol...	Navitas TN NG LLC ...		1125 · Checkin...		0.50	131,115.58
Payment	03/08/2018	Batch ...	Navitas TN NG LLC ...		1125 · Checkin...		2,324.83	128,790.75
Payment	03/09/2018	Batch ...	Navitas TN NG LLC ...		1125 · Checkin...		305.57	128,485.18
Payment	03/09/2018	Batch ...	Navitas TN NG LLC ...		1107 · Checkin...		343.83	128,141.35
Payment	03/12/2018	Batch ...	Navitas TN NG LLC ...		1107 · Checkin...		277.29	127,864.06
Payment	03/12/2018	Batch ...	Navitas TN NG LLC ...		1107 · Checkin...		599.14	127,264.92
General Journal	03/12/2018	180409	Navitas TN NG LLC ...	Penalty Refun...	488.00 · Penalt...		18.46	127,246.46
Payment	03/13/2018	Batch ...	Navitas TN NG LLC ...		1107 · Checkin...		661.92	126,584.54
Payment	03/14/2018	Batch ...	Navitas TN NG LLC ...		1107 · Checkin...		538.66	126,045.88
Payment	03/14/2018	Batch ...	Navitas TN NG LLC ...		1107 · Checkin...		794.95	125,250.93
Payment	03/15/2018	Batch ...	Navitas TN NG LLC ...		1107 · Checkin...		4,860.42	120,390.51
Payment	03/15/2018	Batch ...	Navitas TN NG LLC ...		1107 · Checkin...		78.21	120,312.30
Payment	03/16/2018	Batch ...	Navitas TN NG LLC ...		1107 · Checkin...		168.45	120,143.85
Payment	03/16/2018	Batch ...	Navitas TN NG LLC ...		1107 · Checkin...		4,297.12	115,846.73
Payment	03/19/2018	Batch ...	Navitas TN NG LLC ...		1107 · Checkin...		25,679.07	90,167.66
Payment	03/19/2018	Batch ...	Navitas TN NG LLC ...		1107 · Checkin...		389.36	89,778.30
Payment	03/19/2018	Batch ...	Navitas TN NG LLC ...		1125 · Checkin...		84.07	89,694.23
Payment	03/19/2018	Batch ...	Navitas TN NG LLC ...		1125 · Checkin...		712.39	88,981.84
Deposit	03/20/2018	ACH	Navitas TN NG LLC ...	Bank Draft	1107 · Checkin...		8,268.07	80,713.77

Navitas TN NG, LLC
General Ledger
As of December 31, 2018

Type	Date	Num	Name	Memo	Split	Debit	Credit	Balance
Payment	03/20/2018	Batch ...	Navitas TN NG LLC ...		1107 · Checkin...		1,406.64	79,307.13
Payment	03/20/2018	Batch ...	Navitas TN NG LLC ...		1107 · Checkin...		611.90	78,695.23
Payment	03/21/2018	Batch ...	Navitas TN NG LLC ...		1107 · Checkin...		858.33	77,836.90
Payment	03/21/2018	Batch ...	Navitas TN NG LLC ...		1107 · Checkin...		183.41	77,653.49
Payment	03/22/2018	Batch ...	Navitas TN NG LLC ...		1107 · Checkin...		7,542.43	70,111.06
Payment	03/22/2018	Batch ...	Navitas TN NG LLC ...		1107 · Checkin...		241.96	69,869.10
Payment	03/22/2018	Batch ...	Navitas TN NG LLC ...		1125 · Checkin...		289.93	69,579.17
General Journal	03/22/2018	180322	Navitas TN NG LLC ...	Ret ck Barbar...	1107 · Checkin...	162.20		69,741.37
Payment	03/23/2018	Batch ...	Navitas TN NG LLC ...		1125 · Checkin...		826.10	68,915.27
Payment	03/23/2018	Batch ...	Navitas TN NG LLC ...		1107 · Checkin...		5,087.09	63,828.18
Payment	03/23/2018	Batch ...	Navitas TN NG LLC ...		1107 · Checkin...		281.97	63,546.21
Payment	03/26/2018	Batch ...	Navitas TN NG LLC ...		1107 · Checkin...		1,136.09	62,410.12
Payment	03/26/2018	Batch ...	Navitas TN NG LLC ...		1107 · Checkin...		50.00	62,360.12
Payment	03/26/2018	Batch ...	Navitas TN NG LLC ...		1125 · Checkin...		91.38	62,268.74
Payment	03/26/2018	Batch ...	Navitas TN NG LLC ...		1125 · Checkin...		182.94	62,085.80
Check	03/26/2018	1386	Navitas TN NG LLC ...	Meter deposit...	1107 · Checkin...	219.81		62,305.61
Check	03/26/2018	1387	Navitas TN NG LLC ...	Meter deposit...	1107 · Checkin...	135.85		62,441.46
Check	03/26/2018	1388	Navitas TN NG LLC ...	Meter Deposit...	1107 · Checkin...	200.00		62,641.46
Payment	03/26/2018	Batch ...	Navitas TN NG LLC ...		1125 · Checkin...		109.86	62,531.60
Payment	03/27/2018	Batch ...	Navitas TN NG LLC ...		1107 · Checkin...		977.54	61,554.06
Payment	03/27/2018	Batch ...	Navitas TN NG LLC ...		1107 · Checkin...		525.19	61,028.87
Payment	03/27/2018	Batch ...	Navitas TN NG LLC ...		1125 · Checkin...		173.51	60,855.36
Payment	03/28/2018	Batch ...	Navitas TN NG LLC ...		1107 · Checkin...		922.43	59,932.93
Payment	03/29/2018	Batch ...	Navitas TN NG LLC ...		1107 · Checkin...		2,237.83	57,695.10
Payment	03/29/2018	Batch ...	Navitas TN NG LLC ...		1107 · Checkin...		401.62	57,293.48
Payment	03/29/2018	Batch ...	Navitas TN NG LLC ...		1125 · Checkin...		176.65	57,116.83
Payment	03/30/2018	Batch ...	Navitas TN NG LLC ...		1125 · Checkin...		1,951.38	55,165.45
General Journal	03/31/2018	180407	Navitas TN NG LLC ...	penalty calcul...	488.00 · Penalt...	2,488.99		57,654.44
General Journal	03/31/2018	180407	Navitas TN NG LLC ...	4/7/18 billing	480.01 · Resid...	102,935.64		160,590.08
General Journal	03/31/2018	180407	Navitas TN NG LLC ...	Final 3/8/18 - ...	480.01 · Resid...	85.70		160,675.78
Payment	04/02/2018	Batch ...	Navitas TN NG LLC ...		1107 · Checkin...		3,147.43	157,528.35
Payment	04/02/2018	Batch ...	Navitas TN NG LLC ...		1125 · Checkin...		474.60	157,053.75
Payment	04/03/2018	Batch ...	Navitas TN NG LLC ...		1107 · Checkin...		494.21	156,559.54
Payment	04/03/2018	Batch ...	Navitas TN NG LLC ...		1107 · Checkin...		2,666.76	153,892.78
Payment	04/03/2018	47-18...	Navitas TN NG LLC ...		1125 · Checkin...		35.34	153,857.44
Payment	04/04/2018	Batch ...	Navitas TN NG LLC ...		1107 · Checkin...		465.00	153,392.44
Payment	04/04/2018	Batch ...	Navitas TN NG LLC ...		1107 · Checkin...		515.16	152,877.28
Payment	04/05/2018	Batch ...	Navitas TN NG LLC ...		1107 · Checkin...		254.05	152,623.23
Payment	04/05/2018	Batch ...	Navitas TN NG LLC ...		1107 · Checkin...		262.43	152,360.80
Payment	04/06/2018	Batch ...	Navitas TN NG LLC ...		1125 · Checkin...		527.04	151,833.76
Payment	04/06/2018	Batch ...	Navitas TN NG LLC ...		1107 · Checkin...		200.24	151,633.52
Payment	04/06/2018	Batch ...	Navitas TN NG LLC ...		1107 · Checkin...		197.00	151,436.52
General Journal	04/07/2018	180407	Navitas TN NG LLC ...	Adj level pay ...	2415 · Level P...		1,867.66	149,568.86
General Journal	04/07/2018	180407	Navitas TN NG LLC ...	Jellico gas bill	812 · Gas use...		126.62	149,442.24
Payment	04/09/2018	Batch ...	Navitas TN NG LLC ...		1107 · Checkin...		374.93	149,067.31
Payment	04/09/2018	Batch ...	Navitas TN NG LLC ...		1107 · Checkin...		747.22	148,320.09
Payment	04/10/2018	Batch ...	Navitas TN NG LLC ...		1107 · Checkin...		527.58	147,792.51
Payment	04/11/2018	Batch ...	Navitas TN NG LLC ...		1107 · Checkin...		82.54	147,709.97
Payment	04/12/2018	Batch ...	Navitas TN NG LLC ...		1107 · Checkin...		562.49	147,147.48

Navitas TN NG, LLC
General Ledger
As of December 31, 2018

Type	Date	Num	Name	Memo	Split	Debit	Credit	Balance
Payment	04/12/2018	Batch ...	Navitas TN NG LLC ...		1107 · Checkin...		9,713.39	137,434.09
Payment	04/13/2018	Batch ...	Navitas TN NG LLC ...		1107 · Checkin...		5,009.55	132,424.54
Payment	04/13/2018	Batch ...	Navitas TN NG LLC ...		1107 · Checkin...		502.17	131,922.37
Payment	04/16/2018	Batch ...	Navitas TN NG LLC ...		1107 · Checkin...		638.82	131,283.55
Payment	04/16/2018	Batch ...	Navitas TN NG LLC ...		1107 · Checkin...		20,400.87	110,882.68
Payment	04/16/2018	Batch ...	Navitas TN NG LLC ...		1125 · Checkin...		201.10	110,681.58
Payment	04/16/2018	Batch ...	Navitas TN NG LLC ...		1125 · Checkin...		865.87	109,815.71
Payment	04/17/2018	Batch ...	Navitas TN NG LLC ...		1107 · Checkin...		389.25	109,426.46
Payment	04/19/2018	Batch ...	Navitas TN NG LLC ...		1107 · Checkin...		1,977.52	107,448.94
Payment	04/19/2018	Batch ...	Navitas TN NG LLC ...		1107 · Checkin...		74.33	107,374.61
Payment	04/19/2018	Batch ...	Navitas TN NG LLC ...		1125 · Checkin...		397.36	106,977.25
Deposit	04/20/2018	ACH	Navitas TN NG LLC ...	Bank Draft	1107 · Checkin...		7,844.90	99,132.35
Payment	04/20/2018	Batch ...	Navitas TN NG LLC ...		1125 · Checkin...		162.42	98,969.93
Payment	04/20/2018	Batch ...	Navitas TN NG LLC ...		1107 · Checkin...		10,768.92	88,201.01
Payment	04/23/2018	Batch ...	Navitas TN NG LLC ...		1107 · Checkin...		8,046.96	80,154.05
Payment	04/23/2018	Batch ...	Navitas TN NG LLC ...		1125 · Checkin...		181.02	79,973.03
Payment	04/23/2018	Batch ...	Navitas TN NG LLC ...		1125 · Checkin...		469.89	79,503.14
Payment	04/24/2018	Batch ...	Navitas TN NG LLC ...		1107 · Checkin...		137.50	79,365.64
Payment	04/25/2018	Batch ...	Navitas TN NG LLC ...		1107 · Checkin...		756.82	78,608.82
Payment	04/25/2018	Batch ...	Navitas TN NG LLC ...		1107 · Checkin...		393.71	78,215.11
Payment	04/26/2018	Batch ...	Navitas TN NG LLC ...		1107 · Checkin...		459.56	77,755.55
Payment	04/26/2018	Batch ...	Navitas TN NG LLC ...		1107 · Checkin...		199.03	77,556.52
Payment	04/26/2018	Batch ...	Navitas TN NG LLC ...		1125 · Checkin...		208.63	77,347.89
Payment	04/27/2018	Batch ...	Navitas TN NG LLC ...		1125 · Checkin...		651.06	76,696.83
Payment	04/27/2018	Batch ...	Navitas TN NG LLC ...		1107 · Checkin...		354.35	76,342.48
General Journal	04/27/2018	180333	Navitas TN NG LLC ...	Sue Maiden A...	488.00 · Penalt...	25.00		76,367.48
Payment	04/30/2018	Batch ...	Navitas TN NG LLC ...		1107 · Checkin...		3,348.17	73,019.31
Payment	04/30/2018	Batch ...	Navitas TN NG LLC ...		1107 · Checkin...		195.56	72,823.75
Payment	04/30/2018	Batch ...	Navitas TN NG LLC ...		1125 · Checkin...		306.25	72,517.50
Payment	04/30/2018	Batch ...	Navitas TN NG LLC ...		1125 · Checkin...		240.01	72,277.49
Payment	04/30/2018	Batch ...	Navitas TN NG LLC ...		1125 · Checkin...		542.15	71,735.34
Payment	04/30/2018	Batch ...	Navitas TN NG LLC ...		1125 · Checkin...		1,831.66	69,903.68
General Journal	04/30/2018	18043...	Navitas TN NG LLC ...		480.01 · Resid...	67,425.35		137,329.03
Payment	05/01/2018	Batch ...	Navitas TN NG LLC ...		1107 · Checkin...		611.79	136,717.24
Payment	05/01/2018	Batch ...	Navitas TN NG LLC ...		1107 · Checkin...		1,768.73	134,948.51
Payment	05/02/2018	Batch ...	Navitas TN NG LLC ...		1107 · Checkin...		439.68	134,508.83
Payment	05/02/2018	Batch ...	Navitas TN NG LLC ...		1107 · Checkin...		9,897.41	124,611.42
Payment	05/03/2018	Batch ...	Navitas TN NG LLC ...		1107 · Checkin...		951.99	123,659.43
Payment	05/03/2018	Batch ...	Navitas TN NG LLC ...		1107 · Checkin...		223.10	123,436.33
General Journal	05/03/2018	180334	Navitas TN NG LLC ...	Appalachian ...	488.00 · Penalt...	25.00		123,461.33
Payment	05/04/2018	Batch ...	Navitas TN NG LLC ...		1107 · Checkin...		427.89	123,033.44
Payment	05/04/2018	Batch ...	Navitas TN NG LLC ...		1107 · Checkin...		594.56	122,438.88
Payment	05/07/2018	Batch ...	Navitas TN NG LLC ...		1107 · Checkin...		3,860.38	118,578.50
Payment	05/07/2018	Batch ...	Navitas TN NG LLC ...		1107 · Checkin...		305.35	118,273.15
Payment	05/07/2018	Batch ...	Navitas TN NG LLC ...		1125 · Checkin...		511.78	117,761.37
General Journal	05/07/2018	180332	Navitas TN NG LLC ...	Jellico Gas Bill	812 · Gas use...		80.31	117,681.06
Check	05/07/2018	1407	Navitas TN NG LLC ...	Joie Payne A...	1107 · Checkin...	419.57		118,100.63
General Journal	05/07/2018	18050...	Navitas TN NG LLC ...	Penalty Calcu...	488.00 · Penalt...	2,665.79		120,766.42
Payment	05/08/2018	Batch ...	Navitas TN NG LLC ...		1107 · Checkin...		225.00	120,541.42

Navitas TN NG, LLC
General Ledger
As of December 31, 2018

Type	Date	Num	Name	Memo	Split	Debit	Credit	Balance
Check	05/08/2018	1401	Navitas TN NG LLC ...	Sue Maiden A...	1107 · Checkin...	150.00		120,691.42
Check	05/08/2018	1406	Navitas TN NG LLC ...	Ola Laney Ac...	1107 · Checkin...	138.39		120,829.81
Payment	05/10/2018	Batch ...	Navitas TN NG LLC ...		1107 · Checkin...		217.03	120,612.78
Payment	05/11/2018	Batch ...	Navitas TN NG LLC ...		1107 · Checkin...		357.67	120,255.11
Payment	05/14/2018	Batch ...	Navitas TN NG LLC ...		1107 · Checkin...		445.00	119,810.11
Payment	05/14/2018	Batch ...	Navitas TN NG LLC ...		1107 · Checkin...		637.08	119,173.03
Payment	05/15/2018	Batch ...	Navitas TN NG LLC ...		1107 · Checkin...		1,820.75	117,352.28
Payment	05/15/2018	Batch ...	Navitas TN NG LLC ...		1107 · Checkin...		643.81	116,708.47
Payment	05/16/2018	Batch ...	Navitas TN NG LLC ...		1107 · Checkin...		72.84	116,635.63
Payment	05/17/2018	Batch ...	Navitas TN NG LLC ...		1107 · Checkin...		146.69	116,488.94
Payment	05/17/2018	Batch ...	Navitas TN NG LLC ...		1107 · Checkin...		8,559.18	107,929.76
Payment	05/17/2018	Batch ...	Navitas TN NG LLC ...		1125 · Checkin...		53.25	107,876.51
Payment	05/18/2018	Batch ...	Navitas TN NG LLC ...		1125 · Checkin...		276.73	107,599.78
Payment	05/18/2018	Batch ...	Navitas TN NG LLC ...		1107 · Checkin...		1,742.60	105,857.18
Payment	05/18/2018	Batch ...	Navitas TN NG LLC ...		1107 · Checkin...		66.89	105,790.29
Deposit	05/21/2018	ACH	Navitas TN NG LLC ...	Bank Draft	1107 · Checkin...		6,594.06	99,196.23
Payment	05/21/2018	Batch ...	Navitas TN NG LLC ...		1107 · Checkin...		295.00	98,901.23
Payment	05/21/2018	Batch ...	Navitas TN NG LLC ...		1107 · Checkin...		48,876.63	50,024.60
Payment	05/21/2018	Batch ...	Navitas TN NG LLC ...		1125 · Checkin...		159.83	49,864.77
Payment	05/21/2018	Batch ...	Navitas TN NG LLC ...		1125 · Checkin...		86.36	49,778.41
Payment	05/22/2018	Batch ...	Navitas TN NG LLC ...		1107 · Checkin...		384.45	49,393.96
Payment	05/22/2018	Batch ...	Navitas TN NG LLC ...		1107 · Checkin...		540.08	48,853.88
General Journal	05/23/2018	180523	Navitas TN NG LLC ...	Ret ck Charle...	1107 · Checkin...	85.00		48,938.88
Payment	05/24/2018	Batch ...	Navitas TN NG LLC ...		1107 · Checkin...		133.90	48,804.98
Payment	05/24/2018	Batch ...	Navitas TN NG LLC ...		1107 · Checkin...		6,727.74	42,077.24
Payment	05/24/2018	Batch ...	Navitas TN NG LLC ...		1125 · Checkin...		328.09	41,749.15
Payment	05/25/2018	Batch ...	Navitas TN NG LLC ...		1107 · Checkin...		1,885.62	39,863.53
Payment	05/25/2018	Batch ...	Navitas TN NG LLC ...		1125 · Checkin...		99.55	39,763.98
Payment	05/29/2018	Batch ...	Navitas TN NG LLC ...		1107 · Checkin...		2,210.90	37,553.08
Payment	05/29/2018	Batch ...	Navitas TN NG LLC ...		1107 · Checkin...		408.08	37,145.00
Payment	05/29/2018	Batch ...	Navitas TN NG LLC ...		1125 · Checkin...		389.10	36,755.90
Payment	05/29/2018	Batch ...	Navitas TN NG LLC ...		1125 · Checkin...		215.65	36,540.25
Payment	05/29/2018	Batch ...	Navitas TN NG LLC ...		1125 · Checkin...		164.24	36,376.01
Payment	05/29/2018	Batch ...	Navitas TN NG LLC ...		1125 · Checkin...		59.44	36,316.57
Payment	05/30/2018	Batch ...	Navitas TN NG LLC ...		1107 · Checkin...		224.15	36,092.42
Payment	05/30/2018	Batch ...	Navitas TN NG LLC ...		1125 · Checkin...		598.25	35,494.17
Payment	05/31/2018	Batch ...	Navitas TN NG LLC ...		1107 · Checkin...		193.22	35,300.95
General Journal	05/31/2018	18060...	Navitas TN NG LLC ...	06/07/2018 Bi...	480.01 · Resid...	31,593.23		66,894.18
General Journal	05/31/2018	18060...	Navitas TN NG LLC ...	Penalty Calcu...	488.00 · Penalt...	831.08		67,725.26
Payment	05/31/2018	Batch ...	Navitas TN NG LLC ...		1125 · Checkin...		133.10	67,592.16
Payment	06/01/2018	Batch ...	Navitas TN NG LLC ...		1107 · Checkin...		288.13	67,304.03
Payment	06/01/2018	Batch ...	Navitas TN NG LLC ...		1107 · Checkin...		967.18	66,336.85
Check	06/04/2018	1410	Navitas TN NG LLC ...	Simon Davis ...	1107 · Checkin...	187.76		66,524.61
Payment	06/04/2018	Batch ...	Navitas TN NG LLC ...		1107 · Checkin...		13,200.57	53,324.04
Payment	06/04/2018	Batch ...	Navitas TN NG LLC ...		1107 · Checkin...		665.21	52,658.83
Payment	06/04/2018	Batch ...	Navitas TN NG LLC ...		1125 · Checkin...		223.26	52,435.57
Payment	06/05/2018	Batch ...	Navitas TN NG LLC ...		1107 · Checkin...		1,163.15	51,272.42
Payment	06/05/2018	Batch ...	Navitas TN NG LLC ...		1107 · Checkin...		2,195.89	49,076.53
Payment	06/07/2018	Batch ...	Navitas TN NG LLC ...		1107 · Checkin...		759.74	48,316.79

Navitas TN NG, LLC
General Ledger
As of December 31, 2018

Type	Date	Num	Name	Memo	Split	Debit	Credit	Balance
General Journal	06/07/2018	18060...	Navitas TN NG LLC ...	Adj level pay ...	2415 · Level P...	766.11		49,082.90
General Journal	06/07/2018	18060...	Navitas TN NG LLC ...	Jellico gas bill	812 · Gas use...		23.63	49,059.27
Payment	06/08/2018	Batch ...	Navitas TN NG LLC ...		1107 · Checkin...		50.00	49,009.27
Payment	06/11/2018	Batch ...	Navitas TN NG LLC ...		1107 · Checkin...		2,858.40	46,150.87
Payment	06/11/2018	Batch ...	Navitas TN NG LLC ...		1107 · Checkin...		135.86	46,015.01
Payment	06/11/2018	Batch ...	Navitas TN NG LLC ...		1125 · Checkin...		50.00	45,965.01
Payment	06/12/2018	Batch ...	Navitas TN NG LLC ...		1107 · Checkin...		28.43	45,936.58
Payment	06/12/2018	Batch ...	Navitas TN NG LLC ...		1125 · Checkin...		172.15	45,764.43
Payment	06/13/2018	Batch ...	Navitas TN NG LLC ...		1107 · Checkin...		597.63	45,166.80
Payment	06/14/2018	Batch ...	Navitas TN NG LLC ...		1107 · Checkin...		132.64	45,034.16
Payment	06/14/2018	Batch ...	Navitas TN NG LLC ...		1107 · Checkin...		145.97	44,888.19
Payment	06/14/2018	Batch ...	Navitas TN NG LLC ...		1125 · Checkin...		123.92	44,764.27
Payment	06/15/2018	Batch ...	Navitas TN NG LLC ...		1107 · Checkin...		1,023.50	43,740.77
Payment	06/15/2018	Batch ...	Navitas TN NG LLC ...		1107 · Checkin...		92.21	43,648.56
Payment	06/15/2018	Batch ...	Navitas TN NG LLC ...		1125 · Checkin...		56.96	43,591.60
Payment	06/18/2018	Batch ...	Navitas TN NG LLC ...		1107 · Checkin...		10,011.74	33,579.86
Payment	06/18/2018	Batch ...	Navitas TN NG LLC ...		1107 · Checkin...		55.00	33,524.86
Payment	06/18/2018	Batch ...	Navitas TN NG LLC ...		1125 · Checkin...		44.62	33,480.24
Payment	06/19/2018	Batch ...	Navitas TN NG LLC ...		1107 · Checkin...		45.00	33,435.24
Payment	06/19/2018	Batch ...	Navitas TN NG LLC ...		1107 · Checkin...		27.09	33,408.15
Payment	06/19/2018		Navitas TN NG LLC ...		1125 · Checkin...		26.27	33,381.88
Deposit	06/20/2018	ACH	Navitas TN NG LLC ...	Bank Draft	1107 · Checkin...		3,913.58	29,468.30
Payment	06/20/2018	Batch ...	Navitas TN NG LLC ...		1107 · Checkin...		285.17	29,183.13
Payment	06/20/2018	Batch ...	Navitas TN NG LLC ...		1107 · Checkin...		89.57	29,093.56
Payment	06/20/2018	Batch ...	Navitas TN NG LLC ...		1125 · Checkin...		161.52	28,932.04
Payment	06/21/2018	Batch ...	Navitas TN NG LLC ...		1107 · Checkin...		186.38	28,745.66
Payment	06/21/2018	Batch ...	Navitas TN NG LLC ...		1107 · Checkin...		1,230.16	27,515.50
Payment	06/21/2018	Batch ...	Navitas TN NG LLC ...		1125 · Checkin...		54.29	27,461.21
Payment	06/22/2018	Batch ...	Navitas TN NG LLC ...		1107 · Checkin...		928.05	26,533.16
Payment	06/22/2018	Batch ...	Navitas TN NG LLC ...		1107 · Checkin...		166.41	26,366.75
Payment	06/22/2018	Batch ...	Navitas TN NG LLC ...		1125 · Checkin...		426.80	25,939.95
Payment	06/25/2018	Batch ...	Navitas TN NG LLC ...		1107 · Checkin...		321.31	25,618.64
Payment	06/25/2018	Batch ...	Navitas TN NG LLC ...		1107 · Checkin...		1,452.39	24,166.25
Payment	06/25/2018	Batch ...	Navitas TN NG LLC ...		1125 · Checkin...		15.47	24,150.78
Payment	06/26/2018	Batch ...	Navitas TN NG LLC ...		1107 · Checkin...		261.95	23,888.83
Payment	06/26/2018	Batch ...	Navitas TN NG LLC ...		1107 · Checkin...		149.91	23,738.92
Payment	06/26/2018	Batch ...	Navitas TN NG LLC ...		1125 · Checkin...		17.63	23,721.29
Payment	06/28/2018	Batch ...	Navitas TN NG LLC ...		1107 · Checkin...		2,072.31	21,648.98
Payment	06/28/2018	Batch ...	Navitas TN NG LLC ...		1125 · Checkin...		283.99	21,364.99
Payment	06/29/2018	Batch ...	Navitas TN NG LLC ...		1107 · Checkin...		8,400.82	12,964.17
Payment	06/29/2018	Batch ...	Navitas TN NG LLC ...		1125 · Checkin...		27.75	12,936.42
General Journal	06/30/2018	18070...	Navitas TN NG LLC ...	06/07/2018 Bi...	480.01 · Resid...	22,486.59		35,423.01
General Journal	06/30/2018	18070...	Navitas TN NG LLC ...	Penalty Calcu...	488.00 · Penalt...	519.01		35,942.02
General Journal	06/30/2018	18060...	Navitas TN NG LLC ...	Adj level pay ...	2415 · Level P...	1,915.02		37,857.04
Payment	07/02/2018	Batch ...	Navitas TN NG LLC ...		1107 · Checkin...		91.57	37,765.47
Payment	07/02/2018	Batch ...	Navitas TN NG LLC ...		1107 · Checkin...		15.47	37,750.00
Payment	07/02/2018	Batch ...	Navitas TN NG LLC ...		1107 · Checkin...		119.00	37,631.00
Payment	07/02/2018	Batch ...	Navitas TN NG LLC ...		1107 · Checkin...		3,039.88	34,591.12
General Journal	07/03/2018	180703	Navitas TN NG LLC ...	Returned ck - ...	1107 · Checkin...	146.19		34,737.31

Navitas TN NG, LLC
General Ledger
As of December 31, 2018

Type	Date	Num	Name	Memo	Split	Debit	Credit	Balance
Payment	07/03/2018	Batch ...	Navitas TN NG LLC ...		1107 · Checkin...		26.27	34,711.04
Payment	07/03/2018	Batch ...	Navitas TN NG LLC ...		1107 · Checkin...		641.08	34,069.96
Payment	07/05/2018	Batch ...	Navitas TN NG LLC ...		1107 · Checkin...		182.82	33,887.14
Payment	07/05/2018	Batch ...	Navitas TN NG LLC ...		1107 · Checkin...		9.00	33,878.14
Payment	07/06/2018	Batch ...	Navitas TN NG LLC ...		1125 · Checkin...		15.95	33,862.19
Payment	07/06/2018	Batch ...	Navitas TN NG LLC ...		1107 · Checkin...		91.45	33,770.74
Payment	07/06/2018	Batch ...	Navitas TN NG LLC ...		1107 · Checkin...		100.00	33,670.74
General Journal	07/07/2018	18070...	Navitas TN NG LLC ...	Jellico gas bill	812 · Gas use...		9.00	33,661.74
Payment	07/09/2018	Batch ...	Navitas TN NG LLC ...		1107 · Checkin...		26.27	33,635.47
Payment	07/09/2018	Batch ...	Navitas TN NG LLC ...		1107 · Checkin...		329.11	33,306.36
Payment	07/10/2018	Batch ...	Navitas TN NG LLC ...		1107 · Checkin...		38.79	33,267.57
Payment	07/12/2018	Batch ...	Navitas TN NG LLC ...		1107 · Checkin...		73.27	33,194.30
General Journal	07/12/2018	18071...	Navitas TN NG LLC ...	Dobson #301...	488.00 · Penalt...	50.00		33,244.30
General Journal	07/13/2018	18071...	Navitas TN NG LLC ...	Vickie Amone...	481.12 · Com...		9.00	33,235.30
Payment	07/13/2018	Batch ...	Navitas TN NG LLC ...		1107 · Checkin...		425.00	32,810.30
Payment	07/13/2018	Batch ...	Navitas TN NG LLC ...		1107 · Checkin...		456.83	32,353.47
Check	07/17/2018	1418	Navitas TN NG LLC ...	Samuel / Patri...	1107 · Checkin...	191.00		32,544.47
Check	07/17/2018	1419	Navitas TN NG LLC ...	Matt McClary ...	1107 · Checkin...	127.55		32,672.02
Check	07/17/2018	1420	Navitas TN NG LLC ...	Brenda Maide...	1107 · Checkin...	297.13		32,969.15
Payment	07/17/2018	Batch ...	Navitas TN NG LLC ...		1107 · Checkin...		384.07	32,585.08
Payment	07/17/2018	Batch ...	Navitas TN NG LLC ...		1125 · Checkin...		106.84	32,478.24
Payment	07/17/2018	Batch ...	Navitas TN NG LLC ...		1125 · Checkin...		85.32	32,392.92
Payment	07/17/2018	Batch ...	Navitas TN NG LLC ...		1107 · Checkin...		4,848.93	27,543.99
Payment	07/18/2018	Batch ...	Navitas TN NG LLC ...		1107 · Checkin...		100.00	27,443.99
Payment	07/18/2018	Batch ...	Navitas TN NG LLC ...		1107 · Checkin...		9.00	27,434.99
Payment	07/19/2018	Batch ...	Navitas TN NG LLC ...		1107 · Checkin...		286.36	27,148.63
Payment	07/19/2018	Batch ...	Navitas TN NG LLC ...		1107 · Checkin...		809.21	26,339.42
Payment	07/19/2018	Batch ...	Navitas TN NG LLC ...		1125 · Checkin...		70.74	26,268.68
General Journal	07/19/2018	18080...	Navitas TN NG LLC ...	Sara Barton A...	488.00 · Penalt...		1.55	26,267.13
Deposit	07/20/2018	ACH	Navitas TN NG LLC ...	Bank Draft	1107 · Checkin...		3,300.72	22,966.41
Payment	07/20/2018	Batch ...	Navitas TN NG LLC ...		1125 · Checkin...		1,132.00	21,834.41
Payment	07/23/2018	Batch ...	Navitas TN NG LLC ...		1107 · Checkin...		45.23	21,789.18
Payment	07/23/2018	Batch ...	Navitas TN NG LLC ...		1107 · Checkin...		1,714.94	20,074.24
Payment	07/23/2018	Batch ...	Navitas TN NG LLC ...		1125 · Checkin...		31.16	20,043.08
Payment	07/23/2018	Batch ...	Navitas TN NG LLC ...		1125 · Checkin...		60.76	19,982.32
Payment	07/24/2018	Batch ...	Navitas TN NG LLC ...		1107 · Checkin...		1,627.48	18,354.84
Payment	07/24/2018	Batch ...	Navitas TN NG LLC ...		1107 · Checkin...		114.00	18,240.84
Payment	07/25/2018	Batch ...	Navitas TN NG LLC ...		1107 · Checkin...		720.37	17,520.47
Payment	07/26/2018	Batch ...	Navitas TN NG LLC ...		1107 · Checkin...		112.22	17,408.25
Payment	07/26/2018	Batch ...	Navitas TN NG LLC ...		1125 · Checkin...		84.50	17,323.75
Payment	07/27/2018	Batch ...	Navitas TN NG LLC ...		1107 · Checkin...		228.12	17,095.63
Payment	07/27/2018	Batch ...	Navitas TN NG LLC ...		1125 · Checkin...		19.00	17,076.63
Payment	07/27/2018	Batch ...	Navitas TN NG LLC ...		1107 · Checkin...		270.70	16,805.93
Payment	07/27/2018	Batch ...	Navitas TN NG LLC ...		1107 · Checkin...		102.82	16,703.11
Payment	07/30/2018	Batch ...	Navitas TN NG LLC ...		1107 · Checkin...		86.29	16,616.82
Payment	07/30/2018	Batch ...	Navitas TN NG LLC ...		1107 · Checkin...		871.42	15,745.40
Payment	07/30/2018	Batch ...	Navitas TN NG LLC ...		1125 · Checkin...		9.00	15,736.40
Payment	07/31/2018	Batch ...	Navitas TN NG LLC ...		1107 · Checkin...		98.53	15,637.87
Payment	07/31/2018	Batch ...	Navitas TN NG LLC ...		1125 · Checkin...		17.63	15,620.24

Navitas TN NG, LLC
General Ledger
As of December 31, 2018

Type	Date	Num	Name	Memo	Split	Debit	Credit	Balance
Payment	07/31/2018	Batch ...	Navitas TN NG LLC ...		1125 · Checkin...		46.08	15,574.16
General Journal	07/31/2018	18080...	Navitas TN NG LLC ...	08/07/2018 Bi...	480.01 · Resid...	20,691.44		36,265.60
General Journal	07/31/2018	18080...	Navitas TN NG LLC ...	Penalty Calcu...	488.00 · Penalt...	512.93		36,778.53
General Journal	07/31/2018	18080...	Navitas TN NG LLC ...	Final 7/8/18 - ...	480.01 · Resid...		193.35	36,585.18
General Journal	07/31/2018	18080...	Navitas TN NG LLC ...	Adj level pay ...	2415 · Level P...	2,246.75		38,831.93
Payment	08/02/2018	Batch ...	Navitas TN NG LLC ...		1107 · Checkin...		31.82	38,800.11
Payment	08/03/2018	Batch ...	Navitas TN NG LLC ...		1107 · Checkin...		38.79	38,761.32
Payment	08/03/2018	Batch ...	Navitas TN NG LLC ...		1107 · Checkin...		226.23	38,535.09
Payment	08/06/2018	Batch ...	Navitas TN NG LLC ...		1107 · Checkin...		545.87	37,989.22
Payment	08/06/2018	Batch ...	Navitas TN NG LLC ...		1107 · Checkin...		199.66	37,789.56
Payment	08/06/2018	Batch ...	Navitas TN NG LLC ...		1107 · Checkin...		48.00	37,741.56
Payment	08/06/2018	Batch ...	Navitas TN NG LLC ...		1107 · Checkin...		6,195.06	31,546.50
Payment	08/06/2018	Batch ...	Navitas TN NG LLC ...		1107 · Checkin...		217.63	31,328.87
Payment	08/07/2018	Batch ...	Navitas TN NG LLC ...		1107 · Checkin...		568.40	30,760.47
General Journal	08/07/2018	18080...	Navitas TN NG LLC ...	Jellico gas bill...	812 · Gas use...		9.00	30,751.47
General Journal	08/07/2018	18080...	Navitas TN NG LLC ...	Eva Lay Acct ...	488.00 · Penalt...	25.00		30,776.47
General Journal	08/07/2018	18081...	Navitas TN NG LLC ...	Jellico Housin...	480.01 · Resid...	33.07		30,809.54
Payment	08/08/2018	Batch ...	Navitas TN NG LLC ...		1107 · Checkin...		90.16	30,719.38
Payment	08/09/2018	Batch ...	Navitas TN NG LLC ...		1107 · Checkin...		27.45	30,691.93
Payment	08/09/2018	Batch ...	Navitas TN NG LLC ...		1107 · Checkin...		29.97	30,661.96
Payment	08/09/2018	Batch ...	Navitas TN NG LLC ...		1107 · Checkin...		114.37	30,547.59
Payment	08/10/2018	Batch ...	Navitas TN NG LLC ...		1107 · Checkin...		18.45	30,529.14
Check	08/13/2018	1425	Navitas TN NG LLC ...	Bernard Willia...	1107 · Checkin...	191.00		30,720.14
Payment	08/13/2018	Batch ...	Navitas TN NG LLC ...		1107 · Checkin...		18.00	30,702.14
Payment	08/14/2018	Batch ...	Navitas TN NG LLC ...		1107 · Checkin...		108.55	30,593.59
Payment	08/15/2018	Batch ...	Navitas TN NG LLC ...		1107 · Checkin...		76.85	30,516.74
Payment	08/15/2018	Batch ...	Navitas TN NG LLC ...		1107 · Checkin...		56.67	30,460.07
Payment	08/16/2018	Batch ...	Navitas TN NG LLC ...		1107 · Checkin...		1,054.55	29,405.52
Payment	08/17/2018	Batch ...	Navitas TN NG LLC ...		1107 · Checkin...		875.82	28,529.70
Payment	08/17/2018	Batch ...	Navitas TN NG LLC ...		1107 · Checkin...		100.00	28,429.70
Payment	08/17/2018	Batch ...	Navitas TN NG LLC ...		1125 · Checkin...		90.66	28,339.04
Deposit	08/20/2018	ACH	Navitas TN NG LLC ...	Bank Draft	1107 · Checkin...		3,239.60	25,099.44
Payment	08/20/2018	Batch ...	Navitas TN NG LLC ...		1125 · Checkin...		61.16	25,038.28
Payment	08/20/2018	Batch ...	Navitas TN NG LLC ...		1125 · Checkin...		9.00	25,029.28
Payment	08/20/2018	Batch ...	Navitas TN NG LLC ...		1107 · Checkin...		3,271.21	21,758.07
Payment	08/20/2018	Batch ...	Navitas TN NG LLC ...		1107 · Checkin...		105.00	21,653.07
Payment	08/21/2018	Batch ...	Navitas TN NG LLC ...		1107 · Checkin...		1,408.68	20,244.39
Payment	08/21/2018	Batch ...	Navitas TN NG LLC ...		1125 · Checkin...		51.47	20,192.92
Payment	08/21/2018	Batch ...	Navitas TN NG LLC ...		1125 · Checkin...		26.00	20,166.92
Payment	08/22/2018	Batch ...	Navitas TN NG LLC ...		1107 · Checkin...		42.32	20,124.60
Payment	08/23/2018	Batch ...	Navitas TN NG LLC ...		1107 · Checkin...		973.43	19,151.17
General Journal	08/23/2018	18083...	Navitas TN NG LLC ...	Write Off Bad...	904 · Bad Debt		1,505.20	17,645.97
Payment	08/24/2018	Batch ...	Navitas TN NG LLC ...		1107 · Checkin...		114.70	17,531.27
Payment	08/24/2018	Batch ...	Navitas TN NG LLC ...		1107 · Checkin...		223.15	17,308.12
Payment	08/24/2018	Batch ...	Navitas TN NG LLC ...		1107 · Checkin...		141.35	17,166.77
Payment	08/24/2018	Batch ...	Navitas TN NG LLC ...		1125 · Checkin...		42.39	17,124.38
Payment	08/27/2018	Batch ...	Navitas TN NG LLC ...		1107 · Checkin...		345.16	16,779.22
Payment	08/28/2018	Batch ...	Navitas TN NG LLC ...		1107 · Checkin...		2,675.08	14,104.14
Payment	08/30/2018	Batch ...	Navitas TN NG LLC ...		1107 · Checkin...		144.70	13,959.44

Navitas TN NG, LLC
General Ledger
As of December 31, 2018

Type	Date	Num	Name	Memo	Split	Debit	Credit	Balance
Payment	08/30/2018	Batch ...	Navitas TN NG LLC ...		1125 · Checkin...		886.33	13,073.11
Payment	08/31/2018	Batch ...	Navitas TN NG LLC ...		1107 · Checkin...		6,118.87	6,954.24
Payment	08/31/2018	Batch ...	Navitas TN NG LLC ...		1125 · Checkin...		33.12	6,921.12
Payment	08/31/2018	Batch ...	Navitas TN NG LLC ...		1125 · Checkin...		19.80	6,901.32
General Journal	08/31/2018	18090...	Navitas TN NG LLC ...	09/07/2018 Bi...	480.01 · Resid...	21,375.32		28,276.64
General Journal	08/31/2018	18090...	Navitas TN NG LLC ...	Penalty Calcu...	488.00 · Penalt...	262.51		28,539.15
General Journal	08/31/2018	18090...	Navitas TN NG LLC ...	Final 8/8/18 - ...	480.01 · Resid...		1,390.73	27,148.42
Payment	09/04/2018	Batch ...	Navitas TN NG LLC ...		1107 · Checkin...		1,092.94	26,055.48
Payment	09/04/2018	Batch ...	Navitas TN NG LLC ...		1107 · Checkin...		607.83	25,447.65
Payment	09/06/2018	Batch ...	Navitas TN NG LLC ...		1107 · Checkin...		59.00	25,388.65
Payment	09/06/2018	Batch ...	Navitas TN NG LLC ...		1107 · Checkin...		29.45	25,359.20
Payment	09/06/2018	Batch ...	Navitas TN NG LLC ...		1107 · Checkin...		260.95	25,098.25
Payment	09/07/2018	Batch ...	Navitas TN NG LLC ...		1107 · Checkin...		135.00	24,963.25
General Journal	09/07/2018	18090...	Navitas TN NG LLC ...	Adj level pay ...	2415 · Level P...	1,793.27		26,756.52
Payment	09/07/2018	Batch ...	Navitas TN NG LLC ...		1107 · Checkin...		9.00	26,747.52
Payment	09/10/2018	Batch ...	Navitas TN NG LLC ...		1107 · Checkin...		309.14	26,438.38
Payment	09/10/2018	Batch ...	Navitas TN NG LLC ...		1107 · Checkin...		166.94	26,271.44
Payment	09/11/2018	Batch ...	Navitas TN NG LLC ...		1107 · Checkin...		51.32	26,220.12
Check	09/12/2018	1429	Navitas TN NG LLC ...	Alex Creager ...	1107 · Checkin...	90.33		26,310.45
General Journal	09/12/2018	18091...	Navitas TN NG LLC ...	Jellico gas bill	812 · Gas use...		9.00	26,301.45
Payment	09/12/2018	Batch ...	Navitas TN NG LLC ...		1107 · Checkin...		42.07	26,259.38
Payment	09/13/2018	Batch ...	Navitas TN NG LLC ...		1107 · Checkin...		123.82	26,135.56
Payment	09/13/2018	Batch ...	Navitas TN NG LLC ...		1107 · Checkin...		27.00	26,108.56
Payment	09/13/2018	Batch ...	Navitas TN NG LLC ...		1107 · Checkin...		52.28	26,056.28
General Journal	09/13/2018	18100...	Navitas TN NG LLC ...	Walgreen's M...	2413 · Custom...	500.00		26,556.28
Payment	09/14/2018	Batch ...	Navitas TN NG LLC ...		1107 · Checkin...		1,600.12	24,956.16
Payment	09/14/2018	Batch ...	Navitas TN NG LLC ...		1107 · Checkin...		69.21	24,886.95
Payment	09/17/2018	Batch ...	Navitas TN NG LLC ...		1107 · Checkin...		3,838.63	21,048.32
Payment	09/17/2018	Batch ...	Navitas TN NG LLC ...		1107 · Checkin...		77.73	20,970.59
Payment	09/17/2018	Batch ...	Navitas TN NG LLC ...		1125 · Checkin...		38.67	20,931.92
Payment	09/17/2018	Batch ...	Navitas TN NG LLC ...		1125 · Checkin...		18.00	20,913.92
Payment	09/17/2018	Batch ...	Navitas TN NG LLC ...		1125 · Checkin...		11.16	20,902.76
Payment	09/18/2018	Batch ...	Navitas TN NG LLC ...		1107 · Checkin...		114.00	20,788.76
Payment	09/18/2018	Batch ...	Navitas TN NG LLC ...		1107 · Checkin...		308.58	20,480.18
General Journal	09/18/2018	18100...	Navitas TN NG LLC ...	Jim Whitaker ...	488.00 · Penalt...	25.00		20,505.18
Payment	09/19/2018	Batch ...	Navitas TN NG LLC ...		1107 · Checkin...		156.62	20,348.56
Payment	09/19/2018	Batch ...	Navitas TN NG LLC ...		1125 · Checkin...		50.00	20,298.56
Payment	09/19/2018	Batch ...	Navitas TN NG LLC ...		1125 · Checkin...		121.91	20,176.65
General Journal	09/19/2018	18100...	Navitas TN NG LLC ...	Kykenkee Inc....	2413 · Custom...	500.00		20,676.65
Deposit	09/20/2018	ACH	Navitas TN NG LLC ...	Bank Draft	1107 · Checkin...		3,369.89	17,306.76
Check	09/20/2018	1435	Navitas TN NG LLC ...	Creekmore L...	1107 · Checkin...	299.33		17,606.09
Payment	09/21/2018	Batch ...	Navitas TN NG LLC ...		1107 · Checkin...		249.99	17,356.10
Payment	09/21/2018	Batch ...	Navitas TN NG LLC ...		1107 · Checkin...		108.76	17,247.34
Payment	09/24/2018	Batch ...	Navitas TN NG LLC ...		1107 · Checkin...		608.17	16,639.17
Payment	09/24/2018	Batch ...	Navitas TN NG LLC ...		1125 · Checkin...		72.46	16,566.71
Payment	09/25/2018	Batch ...	Navitas TN NG LLC ...		1125 · Checkin...		21.96	16,544.75
Payment	09/25/2018	Batch ...	Navitas TN NG LLC ...		1125 · Checkin...		49.36	16,495.39
Payment	09/25/2018	Batch ...	Navitas TN NG LLC ...		1107 · Checkin...		649.00	15,846.39
Payment	09/26/2018	Batch ...	Navitas TN NG LLC ...		1107 · Checkin...		114.00	15,732.39

Navitas TN NG, LLC
General Ledger
As of December 31, 2018

Type	Date	Num	Name	Memo	Split	Debit	Credit	Balance
Payment	09/26/2018	Batch ...	Navitas TN NG LLC ...		1125 · Checkin...		9.00	15,723.39
Payment	09/28/2018	Batch ...	Navitas TN NG LLC ...		1107 · Checkin...		260.95	15,462.44
Payment	09/28/2018	Batch ...	Navitas TN NG LLC ...		1125 · Checkin...		17.63	15,444.81
Payment	09/28/2018	Batch ...	Navitas TN NG LLC ...		1107 · Checkin...		169.75	15,275.06
Payment	09/28/2018	Batch ...	Navitas TN NG LLC ...		1125 · Checkin...		546.64	14,728.42
General Journal	09/30/2018	18100...	Navitas TN NG LLC ...	10/07/2018 Bi...	480.01 · Resid...	20,829.48		35,557.90
General Journal	09/30/2018	18100...	Navitas TN NG LLC ...	Penalty Calcu...	488.00 · Penalt...	333.64		35,891.54
General Journal	09/30/2018	18100...	Navitas TN NG LLC ...	Final 9/8/18 - ...	480.01 · Resid...		206.37	35,685.17
Payment	10/01/2018	Batch ...	Navitas TN NG LLC ...		1107 · Checkin...		1,667.60	34,017.57
Payment	10/03/2018	Batch ...	Navitas TN NG LLC ...		1107 · Checkin...		195.91	33,821.66
Payment	10/03/2018	Batch ...	Navitas TN NG LLC ...		1107 · Checkin...		6,103.65	27,718.01
Payment	10/03/2018	Batch ...	Navitas TN NG LLC ...		1107 · Checkin...		27.45	27,690.56
Payment	10/04/2018	Batch ...	Navitas TN NG LLC ...		1107 · Checkin...		536.91	27,153.65
Payment	10/05/2018	Batch ...	Navitas TN NG LLC ...		1107 · Checkin...		176.35	26,977.30
General Journal	10/07/2018	18100...	Navitas TN NG LLC ...	Adj level pay ...	2415 · Level P...	1,914.30		28,891.60
General Journal	10/08/2018	18110...	Navitas TN NG LLC ...	Jellico gas bill	812 · Gas use...		9.00	28,882.60
Payment	10/09/2018	Batch ...	Navitas TN NG LLC ...		1107 · Checkin...		9.00	28,873.60
Payment	10/09/2018	Batch ...	Navitas TN NG LLC ...		1125 · Checkin...		28.00	28,845.60
Payment	10/09/2018	Batch ...	Navitas TN NG LLC ...		1107 · Checkin...		18.00	28,827.60
Payment	10/09/2018	Batch ...	Navitas TN NG LLC ...		1107 · Checkin...		9.00	28,818.60
Payment	10/10/2018	Batch ...	Navitas TN NG LLC ...		1107 · Checkin...		263.75	28,554.85
Payment	10/10/2018	Batch ...	Navitas TN NG LLC ...		1125 · Checkin...		11.72	28,543.13
Payment	10/10/2018	Batch ...	Navitas TN NG LLC ...		1107 · Checkin...		148.45	28,394.68
Payment	10/10/2018	Batch ...	Navitas TN NG LLC ...		1107 · Checkin...		106.14	28,288.54
Payment	10/11/2018	Batch ...	Navitas TN NG LLC ...		1107 · Checkin...		100.00	28,188.54
Payment	10/12/2018	Batch ...	Navitas TN NG LLC ...		1107 · Checkin...		9.00	28,179.54
Payment	10/15/2018	Batch ...	Navitas TN NG LLC ...		1107 · Checkin...		391.13	27,788.41
General Journal	10/15/2018	18103...	Navitas TN NG LLC ...	Darren Smith ...	2413 · Custom...	250.00		28,038.41
Payment	10/16/2018	Batch ...	Navitas TN NG LLC ...		1125 · Checkin...		29.79	28,008.62
Payment	10/17/2018	Batch ...	Navitas TN NG LLC ...		1107 · Checkin...		669.39	27,339.23
Payment	10/18/2018	Batch ...	Navitas TN NG LLC ...		1107 · Checkin...		220.00	27,119.23
Payment	10/18/2018	Batch	Navitas TN NG LLC ...		1107 · Checkin...		1,979.88	25,139.35
Payment	10/18/2018	Batch	Navitas TN NG LLC ...		1107 · Checkin...		500.00	24,639.35
Payment	10/19/2018	Batch ...	Navitas TN NG LLC ...		1107 · Checkin...		20.25	24,619.10
Deposit	10/22/2018	ACH	Navitas TN NG LLC ...	Bank Draft	1107 · Checkin...		3,260.25	21,358.85
Payment	10/22/2018	Batch ...	Navitas TN NG LLC ...		1107 · Checkin...		33.13	21,325.72
Payment	10/22/2018	Batch ...	Navitas TN NG LLC ...		1107 · Checkin...		249.88	21,075.84
Payment	10/22/2018	Batch ...	Navitas TN NG LLC ...		1107 · Checkin...		18.00	21,057.84
Payment	10/22/2018	Batch ...	Navitas TN NG LLC ...		1125 · Checkin...		52.76	21,005.08
Payment	10/22/2018	Batch ...	Navitas TN NG LLC ...		1107 · Checkin...		2,612.63	18,392.45
Payment	10/22/2018	Batch ...	Navitas TN NG LLC ...		1125 · Checkin...		174.38	18,218.07
Payment	10/23/2018	Batch ...	Navitas TN NG LLC ...		1107 · Checkin...		263.44	17,954.63
Payment	10/23/2018	Batch ...	Navitas TN NG LLC ...		1107 · Checkin...		72.31	17,882.32
Payment	10/24/2018	Batch ...	Navitas TN NG LLC ...		1107 · Checkin...		9.00	17,873.32
Payment	10/25/2018	Batch ...	Navitas TN NG LLC ...		1107 · Checkin...		544.43	17,328.89
Payment	10/25/2018	Batch ...	Navitas TN NG LLC ...		1125 · Checkin...		57.23	17,271.66
General Journal	10/25/2018	18110...	Navitas TN NG LLC ...	Reconnect Fe...	488.00 · Penalt...	75.00		17,346.66
Payment	10/26/2018	Batch ...	Navitas TN NG LLC ...		1107 · Checkin...		9.00	17,337.66
Payment	10/26/2018	Batch ...	Navitas TN NG LLC ...		1107 · Checkin...		1,405.76	15,931.90

Navitas TN NG, LLC
General Ledger
As of December 31, 2018

Type	Date	Num	Name	Memo	Split	Debit	Credit	Balance
Payment	10/26/2018	Batch ...	Navitas TN NG LLC ...		1125 · Checkin...		18.00	15,913.90
Payment	10/29/2018	Batch ...	Navitas TN NG LLC ...		1107 · Checkin...		242.04	15,671.86
Payment	10/29/2018	Batch ...	Navitas TN NG LLC ...		1107 · Checkin...		788.93	14,882.93
Payment	10/29/2018	Batch ...	Navitas TN NG LLC ...		1125 · Checkin...		38.00	14,844.93
Payment	10/29/2018	Batch ...	Navitas TN NG LLC ...		1125 · Checkin...		32.35	14,812.58
Payment	10/29/2018	Batch ...	Navitas TN NG LLC ...		1107 · Checkin...		1,021.90	13,790.68
Payment	10/29/2018	Batch ...	Navitas TN NG LLC ...		1107 · Checkin...		9.00	13,781.68
Payment	10/30/2018	Batch ...	Navitas TN NG LLC ...		1125 · Checkin...		602.63	13,179.05
Payment	10/31/2018	Batch ...	Navitas TN NG LLC ...		1107 · Checkin...		868.15	12,310.90
General Journal	10/31/2018	18110...	Navitas TN NG LLC ...	11/07/2018 Bi...	480.01 · Resid...	37,786.32		50,097.22
General Journal	10/31/2018	18110...	Navitas TN NG LLC ...	Penalty Calcu...	488.00 · Penalt...	420.22		50,517.44
General Journal	10/31/2018	18121...	Navitas TN NG LLC ...	Final 10/8/18 ...	480.01 · Resid...		208.21	50,309.23
Payment	11/01/2018	Batch ...	Navitas TN NG LLC ...		1107 · Checkin...		66.55	50,242.68
Payment	11/02/2018	Batch ...	Navitas TN NG LLC ...		1107 · Checkin...		46.07	50,196.61
Payment	11/05/2018	Batch ...	Navitas TN NG LLC ...		1107 · Checkin...		524.08	49,672.53
Payment	11/05/2018	Batch ...	Navitas TN NG LLC ...		1107 · Checkin...		99.32	49,573.21
Payment	11/05/2018	Batch ...	Navitas TN NG LLC ...		1107 · Checkin...		36.90	49,536.31
Payment	11/05/2018	Batch ...	Navitas TN NG LLC ...		1107 · Checkin...		556.75	48,979.56
Payment	11/06/2018	Batch ...	Navitas TN NG LLC ...		1107 · Checkin...		109.00	48,870.56
General Journal	11/07/2018	18110...	Navitas TN NG LLC ...	Adj level pay ...	2415 · Level P...	426.06		49,296.62
Payment	11/08/2018	Batch ...	Navitas TN NG LLC ...		1107 · Checkin...		5,136.43	44,160.19
Payment	11/08/2018	Batch ...	Navitas TN NG LLC ...		1107 · Checkin...		71.00	44,089.19
Payment	11/08/2018	Batch ...	Navitas TN NG LLC ...		1125 · Checkin...		40.73	44,048.46
General Journal	11/08/2018	18121...	Navitas TN NG LLC ...	Jellico gas bill	812 · Gas use...		24.33	44,024.13
Check	11/09/2018	1447	Navitas TN NG LLC ...	Refund of por...	1107 · Checkin...	500.00		44,524.13
Payment	11/09/2018	Batch ...	Navitas TN NG LLC ...		1107 · Checkin...		43.78	44,480.35
Payment	11/09/2018	Batch ...	Navitas TN NG LLC ...		1107 · Checkin...		36.35	44,444.00
Payment	11/09/2018	Batch ...	Navitas TN NG LLC ...		1107 · Checkin...		19.37	44,424.63
General Journal	11/09/2018	18121...	Navitas TN NG LLC ...	Write On Bad...	904 · Bad Debt	95.66		44,520.29
Payment	11/13/2018	Batch ...	Navitas TN NG LLC ...		1107 · Checkin...		105.01	44,415.28
Payment	11/14/2018	Batch ...	Navitas TN NG LLC ...		1107 · Checkin...		94.76	44,320.52
Payment	11/15/2018	Batch ...	Navitas TN NG LLC ...		1107 · Checkin...		51.88	44,268.64
Payment	11/15/2018	Batch ...	Navitas TN NG LLC ...		1107 · Checkin...		218.69	44,049.95
Payment	11/16/2018	Batch ...	Navitas TN NG LLC ...		1107 · Checkin...		566.45	43,483.50
Payment	11/16/2018	Batch ...	Navitas TN NG LLC ...		1107 · Checkin...		108.35	43,375.15
Payment	11/19/2018	Batch ...	Navitas TN NG LLC ...		1107 · Checkin...		4,689.48	38,685.67
Payment	11/19/2018	Batch ...	Navitas TN NG LLC ...		1107 · Checkin...		97.61	38,588.06
Payment	11/19/2018	Batch ...	Navitas TN NG LLC ...		1125 · Checkin...		423.53	38,164.53
Payment	11/19/2018	Batch ...	Navitas TN NG LLC ...		1125 · Checkin...		89.57	38,074.96
General Journal	11/19/2018	18121...	Navitas TN NG LLC ...	Reconnect Fe...	488.00 · Penalt...	100.00		38,174.96
Deposit	11/20/2018	ACH	Navitas TN NG LLC ...	Bank Draft	1107 · Checkin...		4,544.09	33,630.87
Payment	11/20/2018	Batch ...	Navitas TN NG LLC ...		1125 · Checkin...		70.19	33,560.68
Payment	11/20/2018	Batch ...	Navitas TN NG LLC ...		1107 · Checkin...		4,668.13	28,892.55
Payment	11/21/2018	Batch ...	Navitas TN NG LLC ...		1107 · Checkin...		678.03	28,214.52
Payment	11/21/2018	Batch ...	Navitas TN NG LLC ...		1107 · Checkin...		155.68	28,058.84
Payment	11/26/2018	Batch ...	Navitas TN NG LLC ...		1107 · Checkin...		210.00	27,848.84
Payment	11/26/2018	Batch ...	Navitas TN NG LLC ...		1107 · Checkin...		2,340.10	25,508.74
Payment	11/26/2018	Batch ...	Navitas TN NG LLC ...		1125 · Checkin...		173.23	25,335.51
Payment	11/26/2018	Batch ...	Navitas TN NG LLC ...		1125 · Checkin...		173.96	25,161.55

Navitas TN NG, LLC
General Ledger
As of December 31, 2018

Type	Date	Num	Name	Memo	Split	Debit	Credit	Balance
Payment	11/27/2018	Batch ...	Navitas TN NG LLC ...		1107 · Checkin...		309.10	24,852.45
Check	11/27/2018	1455	Navitas TN NG LLC ...	Amy Walters ...	1107 · Checkin...	0.00		24,852.45
Check	11/27/2018	1456	Navitas TN NG LLC ...	Angela Gunte...	1107 · Checkin...	64.41		24,916.86
Payment	11/27/2018	Batch ...	Navitas TN NG LLC ...		1125 · Checkin...		105.86	24,811.00
Payment	11/29/2018	Batch ...	Navitas TN NG LLC ...		1107 · Checkin...		157.55	24,653.45
Payment	11/29/2018	Batch ...	Navitas TN NG LLC ...		1107 · Checkin...		299.41	24,354.04
Payment	11/29/2018	Batch ...	Navitas TN NG LLC ...		1125 · Checkin...		116.26	24,237.78
Payment	11/30/2018	Batch ...	Navitas TN NG LLC ...		1107 · Checkin...		3,904.11	20,333.67
Payment	11/30/2018	Batch ...	Navitas TN NG LLC ...		1125 · Checkin...		297.74	20,035.93
Payment	11/30/2018	Batch ...	Navitas TN NG LLC ...		1125 · Checkin...		622.83	19,413.10
General Journal	11/30/2018	18121...	Navitas TN NG LLC ...	12/07/2018 Bi...	480.01 · Resid...	90,728.25		110,141.35
General Journal	11/30/2018	18121...	Navitas TN NG LLC ...	Penalty Calcu...	488.00 · Penalt...	580.00		110,721.35
General Journal	11/30/2018	18121...	Navitas TN NG LLC ...	Final 11/8/18 ...	480.01 · Resid...		110.28	110,611.07
Payment	12/03/2018	Batch ...	Navitas TN NG LLC ...		1107 · Checkin...		537.40	110,073.67
Payment	12/03/2018	Visa/...	Navitas TN NG LLC ...		1107 · Checkin...		687.31	109,386.36
Payment	12/03/2018	Batch ...	Navitas TN NG LLC ...		1107 · Checkin...		22.74	109,363.62
Payment	12/03/2018	Visa/...	Navitas TN NG LLC ...		1107 · Checkin...		213.88	109,149.74
Payment	12/04/2018	Batch ...	Navitas TN NG LLC ...		1107 · Checkin...		455.27	108,694.47
Payment	12/06/2018	Visa/...	Navitas TN NG LLC ...		1107 · Checkin...		251.49	108,442.98
Payment	12/07/2018	Visa/...	Navitas TN NG LLC ...		1107 · Checkin...		44.69	108,398.29
Payment	12/07/2018	Visa/...	Navitas TN NG LLC ...		1107 · Checkin...		144.83	108,253.46
Payment	12/07/2018	Batch ...	Navitas TN NG LLC ...		1107 · Checkin...		7,418.22	100,835.24
Payment	12/07/2018	Batch ...	Navitas TN NG LLC ...		1107 · Checkin...		554.85	100,280.39
Payment	12/07/2018	Visa/...	Navitas TN NG LLC ...		1107 · Checkin...		214.87	100,065.52
General Journal	12/07/2018	18121...	Navitas TN NG LLC ...	Adj level pay ...	2415 · Level P...		2,364.01	97,701.51
Check	12/10/2018	1458	Navitas TN NG LLC ...	Patricia Hatm...	1107 · Checkin...	156.02		97,857.53
Payment	12/10/2018	Visa/...	Navitas TN NG LLC ...		1107 · Checkin...		28.37	97,829.16
Payment	12/11/2018	Cash ...	Navitas TN NG LLC ...		1107 · Checkin...		367.67	97,461.49
General Journal	12/12/2018	19010...	Navitas TN NG LLC ...	Jellico gas bill	812 · Gas use...		118.50	97,342.99
Payment	12/13/2018	Visa/...	Navitas TN NG LLC ...		1107 · Checkin...		403.24	96,939.75
Payment	12/13/2018	Batch ...	Navitas TN NG LLC ...		1107 · Checkin...		79.37	96,860.38
Payment	12/14/2018	Visa/...	Navitas TN NG LLC ...		1107 · Checkin...		70.00	96,790.38
Payment	12/14/2018	Visa/...	Navitas TN NG LLC ...		1107 · Checkin...		11.87	96,778.51
Payment	12/14/2018	Batch ...	Navitas TN NG LLC ...		1107 · Checkin...		110.11	96,668.40
Payment	12/14/2018	Visa/...	Navitas TN NG LLC ...		1107 · Checkin...		86.55	96,581.85
Payment	12/17/2018	Batch ...	Navitas TN NG LLC ...		1107 · Checkin...		1,067.12	95,514.73
Payment	12/17/2018	Batch ...	Navitas TN NG LLC ...		1125 · Checkin...		259.23	95,255.50
Payment	12/18/2018	Batch ...	Navitas TN NG LLC ...		1107 · Checkin...		1,285.03	93,970.47
Deposit	12/20/2018	ACH	Navitas TN NG LLC ...	Bank Draft	1107 · Checkin...		8,761.02	85,209.45
Payment	12/20/2018	Visa/...	Navitas TN NG LLC ...		1107 · Checkin...		721.47	84,487.98
Payment	12/20/2018	Batch ...	Navitas TN NG LLC ...		1107 · Checkin...		12,810.47	71,677.51
Payment	12/20/2018	Batch ...	Navitas TN NG LLC ...		1125 · Checkin...		82.35	71,595.16
Payment	12/21/2018	Visa/...	Navitas TN NG LLC ...		1107 · Checkin...		60.23	71,534.93
Payment	12/21/2018	Batch ...	Navitas TN NG LLC ...		1107 · Checkin...		3,424.60	68,110.33
Payment	12/21/2018	Batch ...	Navitas TN NG LLC ...		1107 · Checkin...		522.02	67,588.31
Payment	12/24/2018	Batch 1	Navitas TN NG LLC ...		1125 · Checkin...		24.88	67,563.43
Payment	12/26/2018	Batch ...	Navitas TN NG LLC ...		1107 · Checkin...		377.75	67,185.68
Payment	12/26/2018	Batch ...	Navitas TN NG LLC ...		1107 · Checkin...		12,208.01	54,977.67
Payment	12/26/2018	Batch ...	Navitas TN NG LLC ...		1125 · Checkin...		627.57	54,350.10

Navitas TN NG, LLC
General Ledger
As of December 31, 2018

Type	Date	Num	Name	Memo	Split	Debit	Credit	Balance
Payment	12/26/2018	Batch ...	Navitas TN NG LLC ...		1125 · Checkin...		526.51	53,823.59
Payment	12/26/2018	Batch ...	Navitas TN NG LLC ...		1125 · Checkin...		89.97	53,733.62
Payment	12/26/2018	Batch ...	Navitas TN NG LLC ...		1125 · Checkin...		348.57	53,385.05
Payment	12/26/2018	Batch 1	Navitas TN NG LLC ...		1125 · Checkin...		80.00	53,305.05
Payment	12/27/2018	Batch ...	Navitas TN NG LLC ...		1125 · Checkin...		200.00	53,105.05
Payment	12/27/2018	Batch ...	Navitas TN NG LLC ...		1107 · Checkin...		1,611.54	51,493.51
Payment	12/27/2018	Batch 2	Navitas TN NG LLC ...		1125 · Checkin...		699.14	50,794.37
Payment	12/28/2018	Visa/...	Navitas TN NG LLC ...		1107 · Checkin...		882.73	49,911.64
Payment	12/28/2018	Batch ...	Navitas TN NG LLC ...		1107 · Checkin...		170.02	49,741.62
Payment	12/28/2018	Batch 2	Navitas TN NG LLC ...		1125 · Checkin...		693.92	49,047.70
Payment	12/31/2018	Visa/...	Navitas TN NG LLC ...		1107 · Checkin...		283.11	48,764.59
Payment	12/31/2018	Batch 4	Navitas TN NG LLC ...		1125 · Checkin...		665.91	48,098.68
General Journal	12/31/2018	19010...	Navitas TN NG LLC ...	01/07/2019 Bi...	480.01 · Resid...	123,289.71		171,388.39
General Journal	12/31/2018	19010...	Navitas TN NG LLC ...	Penalty Calcu...	488.00 · Penalt...	1,379.63		172,768.02
Total 1243 · Customers						836,531.17	801,998.24	172,768.02
1250 · Pre-sale Receivables								0.00
Total 1250 · Pre-sale Receivables								0.00
1253 · Other								0.00
Total 1253 · Other								0.00
1283 · Returned checks								0.00
Total 1283 · Returned checks								0.00
1293 · Provision for bad debt								0.00
Total 1293 · Provision for bad debt								0.00
1200 · A/R - Other								0.00
Total 1200 · A/R - Other								0.00
Total 1200 · A/R						836,531.17	801,998.24	172,768.02
1299 · Undeposited Funds								0.00
Total 1299 · Undeposited Funds								0.00
1300 · Inventory								0.00
1353 · System work in progress								0.00
Total 1353 · System work in progress								0.00
1300 · Inventory - Other								0.00
Total 1300 · Inventory - Other								0.00
Total 1300 · Inventory								0.00

Navitas TN NG, LLC
General Ledger
As of December 31, 2018

Type	Date	Num	Name	Memo	Split	Debit	Credit	Balance
1400 · Prepaids								8,415.11
1401 · Prepaid TRA Pipeline Safety								415.11
General Journal	01/31/2018	180131		Monthly TRA ...	928 · Regulato...		227.00	188.11
General Journal	02/28/2018	180228		Monthly TRA ...	928 · Regulato...		188.11	0.00
Bill	03/28/2018	2017	Tennessee Public U...	Inspection Fe...	2233 · Other	2,783.60		2,783.60
General Journal	03/31/2018	180331		Monthly TRA ...	928 · Regulato...		232.00	2,551.60
General Journal	04/30/2018	180430		Monthly TRA ...	928 · Regulato...		232.00	2,319.60
General Journal	05/31/2018	180531		Monthly TRA ...	928 · Regulato...		232.00	2,087.60
General Journal	06/30/2018	180630		Monthly TRA ...	928 · Regulato...		232.00	1,855.60
Total 1401 · Prepaid TRA Pipeline Safety						2,783.60	1,343.11	1,855.60
1402 · Deposits to Vendors								8,000.00
Total 1402 · Deposits to Vendors								8,000.00
1421 · Taxes								0.00
Total 1421 · Taxes								0.00
1424 · License, permit, & membership								0.00
Total 1424 · License, permit, & membership								0.00
1400 · Prepaids - Other								0.00
Total 1400 · Prepaids - Other								0.00
Total 1400 · Prepaids						2,783.60	1,343.11	9,855.60
1500 · CIEB								440.00
1521 · ACA asset								440.00
General Journal	03/31/2018	180331		Undercharged...	414.96 · Unbill...	21,905.00		22,345.00
General Journal	06/30/2018	180331		Recover unde...	414.96 · Unbill...		6,390.00	15,955.00
General Journal	09/30/2018	180331		Undercharged...	414.96 · Unbill...	27,927.00		43,882.00
General Journal	12/31/2018	180331		Undercharged...	414.96 · Unbill...		27,125.00	16,757.00
Total 1521 · ACA asset						49,832.00	33,515.00	16,757.00
1522 · Prepaid gas calc - Ind								0.00
Total 1522 · Prepaid gas calc - Ind								0.00
1523 · Prepaid gas calc - Agr								0.00
Total 1523 · Prepaid gas calc - Agr								0.00
1581 · Unbilled current period								0.00
Total 1581 · Unbilled current period								0.00
1599 · Purchased line loss								0.00
Total 1599 · Purchased line loss								0.00

Navitas TN NG, LLC
General Ledger
As of December 31, 2018

Type	Date	Num	Name	Memo	Split	Debit	Credit	Balance
1500 · CIEB - Other								0.00
Total 1500 · CIEB - Other								0.00
Total 1500 · CIEB						49,832.00	33,515.00	16,757.00
1600 · P and E								0.00
1606 · Leasehold improvements								0.00
Total 1606 · Leasehold improvements								0.00
1656 · A/D - Leasehold improvements								0.00
Total 1656 · A/D - Leasehold improvements								0.00
1600 · P and E - Other								0.00
Total 1600 · P and E - Other								0.00
Total 1600 · P and E								0.00
1700 · F/A								485,574.06
1720 · Land								260.00
Total 1720 · Land								260.00
1721 · Mains - Built systems								21,532.25
Total 1721 · Mains - Built systems								21,532.25
1722 · Services - Built systems								79,389.27
Bill	01/31/2018	1801T...	Navitas Utility Corpo...	Install Service...	2233 · Other	1,404.00		80,793.27
Bill	01/31/2018	1801T...	Navitas Utility Corpo...	Install Service...	2233 · Other	1,603.19		82,396.46
Bill	03/31/2018	1803T...	Navitas Utility Corpo...	Relocate 1" s...	2233 · Other	1,371.00		83,767.46
Total 1722 · Services - Built systems						4,378.19	0.00	83,767.46
1724 · Mains - Acq systems								1,737,313.00
Total 1724 · Mains - Acq systems								1,737,313.00
1725 · Services - Acq systems								0.00
Total 1725 · Services - Acq systems								0.00
1727 · Mains - Acq adjustment								-263,960.00
Total 1727 · Mains - Acq adjustment								-263,960.00
1728 · Services - Acq adjustment								-3,726.51
Total 1728 · Services - Acq adjustment								-3,726.51

Navitas TN NG, LLC
General Ledger
As of December 31, 2018

Type	Date	Num	Name	Memo	Split	Debit	Credit	Balance
1771 · A/D - Mains B/S								-5,645.77
General Journal	01/31/2018	180131			1774 · A/D - M...		78.53	-5,724.30
General Journal	02/28/2018	180228			1774 · A/D - M...		78.53	-5,802.83
General Journal	03/31/2018	180331			1774 · A/D - M...		78.53	-5,881.36
General Journal	04/30/2018	180430			1774 · A/D - M...		78.53	-5,959.89
General Journal	05/31/2018	180531			1774 · A/D - M...		78.53	-6,038.42
General Journal	06/30/2018	180630			1774 · A/D - M...		78.53	-6,116.95
General Journal	07/31/2018	180731			1774 · A/D - M...		78.46	-6,195.41
General Journal	08/31/2018	180831			1774 · A/D - M...		78.53	-6,273.94
General Journal	09/30/2018	180930			1774 · A/D - M...		78.53	-6,352.47
General Journal	10/31/2018	181031			1774 · A/D - M...		78.52	-6,430.99
General Journal	11/30/2018	181130			1774 · A/D - M...		78.53	-6,509.52
General Journal	12/31/2018	181231			1774 · A/D - M...		78.53	-6,588.05
Total 1771 · A/D - Mains B/S						0.00	942.28	-6,588.05
1772 · A/D - Services B/S								-8,263.54
General Journal	01/31/2018	180131			1774 · A/D - M...		171.66	-8,435.20
General Journal	02/28/2018	180228			1774 · A/D - M...		171.66	-8,606.86
General Journal	03/31/2018	180331			1774 · A/D - M...		174.52	-8,781.38
General Journal	04/30/2018	180430			1774 · A/D - M...		174.52	-8,955.90
General Journal	05/31/2018	180531			1774 · A/D - M...		174.52	-9,130.42
General Journal	06/30/2018	180630			1774 · A/D - M...		174.52	-9,304.94
General Journal	07/31/2018	180731			1774 · A/D - M...		174.56	-9,479.50
General Journal	08/31/2018	180831			1774 · A/D - M...		174.52	-9,654.02
General Journal	09/30/2018	180930			1774 · A/D - M...		174.52	-9,828.54
General Journal	10/31/2018	181031			1774 · A/D - M...		174.50	-10,003.04
General Journal	11/30/2018	181130			1774 · A/D - M...		174.52	-10,177.56
General Journal	12/31/2018	181231			1774 · A/D - M...		174.52	-10,352.08
Total 1772 · A/D - Services B/S						0.00	2,088.54	-10,352.08
1774 · A/D - Mains A/S								-1,166,882.60
General Journal	01/31/2018	180131			-SPLIT-		3,619.40	-1,170,502.00
General Journal	02/28/2018	180228			-SPLIT-		3,619.40	-1,174,121.40
General Journal	03/31/2018	180331			-SPLIT-		3,619.40	-1,177,740.80
General Journal	04/30/2018	180430			-SPLIT-		3,619.40	-1,181,360.20
General Journal	05/31/2018	180531			-SPLIT-		3,619.40	-1,184,979.60
General Journal	06/30/2018	180630			-SPLIT-		3,619.40	-1,188,599.00
General Journal	07/31/2018	180731			-SPLIT-		3,619.59	-1,192,218.59
General Journal	08/31/2018	180831			-SPLIT-		3,619.40	-1,195,837.99
General Journal	09/30/2018	180930			-SPLIT-		3,619.40	-1,199,457.39
General Journal	10/31/2018	181031			-SPLIT-		3,619.41	-1,203,076.80
General Journal	11/30/2018	181130			-SPLIT-		3,619.40	-1,206,696.20
General Journal	12/31/2018	181231			-SPLIT-		3,619.40	-1,210,315.60
Total 1774 · A/D - Mains A/S						0.00	43,433.00	-1,210,315.60

Navitas TN NG, LLC
General Ledger
As of December 31, 2018

Type	Date	Num	Name	Memo	Split	Debit	Credit	Balance
1775 · A/D - Services A/S								0.00
Total 1775 · A/D - Services A/S								0.00
1777 · A/D - Mains A/A								92,385.72
General Journal	01/31/2018	180131			1774 · A/D - M...	1,099.83		93,485.55
General Journal	02/28/2018	180228			1774 · A/D - M...	1,099.83		94,585.38
General Journal	03/31/2018	180331			1774 · A/D - M...	1,099.83		95,685.21
General Journal	04/30/2018	180430			1774 · A/D - M...	1,099.83		96,785.04
General Journal	05/31/2018	180531			1774 · A/D - M...	1,099.83		97,884.87
General Journal	06/30/2018	180630			1774 · A/D - M...	1,099.83		98,984.70
General Journal	07/31/2018	180731			1774 · A/D - M...	1,100.14		100,084.84
General Journal	08/31/2018	180831			1774 · A/D - M...	1,099.83		101,184.67
General Journal	09/30/2018	180930			1774 · A/D - M...	1,099.83		102,284.50
General Journal	10/31/2018	181031			1774 · A/D - M...	1,099.84		103,384.34
General Journal	11/30/2018	181130			1774 · A/D - M...	1,099.83		104,484.17
General Journal	12/31/2018	181231			1774 · A/D - M...	1,099.83		105,584.00
Total 1777 · A/D - Mains A/A						13,198.28	0.00	105,584.00
1778 · A/D - Services A/A								3,172.24
General Journal	01/31/2018	180131			1774 · A/D - M...	54.70		3,226.94
General Journal	02/28/2018	180228			1774 · A/D - M...	54.70		3,281.64
General Journal	03/31/2018	180331			1774 · A/D - M...	54.70		3,336.34
General Journal	04/30/2018	180430			1774 · A/D - M...	54.70		3,391.04
General Journal	05/31/2018	180531			1774 · A/D - M...	54.70		3,445.74
General Journal	06/30/2018	180630			1774 · A/D - M...	54.70		3,500.44
General Journal	07/31/2018	180731			1774 · A/D - M...	54.56		3,555.00
General Journal	08/31/2018	180831			1774 · A/D - M...	54.70		3,609.70
General Journal	09/30/2018	180930			1774 · A/D - M...	54.70		3,664.40
General Journal	10/31/2018	181031			1774 · A/D - M...	54.69		3,719.09
General Journal	11/30/2018	181130			1774 · A/D - M...	54.70		3,773.79
General Journal	12/31/2018	181231			1774 · A/D - M...	54.70		3,828.49
Total 1778 · A/D - Services A/A						656.25	0.00	3,828.49
1700 · F/A - Other								0.00
Total 1700 · F/A - Other								0.00
Total 1700 · F/A						18,232.72	46,463.82	457,342.96
1800 · OLTA								72,591.56
1815 · ML KYNG								0.00
Total 1815 · ML KYNG								0.00
1831 · Organizational costs								179,327.38
Total 1831 · Organizational costs								179,327.38
1832 · Legal Costs								150,676.78
Total 1832 · Legal Costs								150,676.78

Navitas TN NG, LLC
General Ledger
As of December 31, 2018

Type	Date	Num	Name	Memo	Split	Debit	Credit	Balance
1881 · A/A - Organizational costs								-123,518.34
General Journal	01/31/2018	180131			1774 · A/D - M...		1,494.39	-125,012.73
General Journal	02/28/2018	180228			1774 · A/D - M...		1,494.39	-126,507.12
General Journal	03/31/2018	180331			1774 · A/D - M...		1,494.39	-128,001.51
General Journal	04/30/2018	180430			1774 · A/D - M...		1,494.39	-129,495.90
General Journal	05/31/2018	180531			1774 · A/D - M...		1,494.39	-130,990.29
General Journal	06/30/2018	180630			1774 · A/D - M...		1,494.39	-132,484.68
General Journal	07/31/2018	180731			1774 · A/D - M...		1,494.83	-133,979.51
General Journal	08/31/2018	180831			1774 · A/D - M...		1,494.39	-135,473.90
General Journal	09/30/2018	180930			1774 · A/D - M...		1,494.39	-136,968.29
General Journal	10/31/2018	181031			1774 · A/D - M...		1,494.40	-138,462.69
General Journal	11/30/2018	181130			1774 · A/D - M...		1,494.39	-139,957.08
General Journal	12/31/2018	181231			1774 · A/D - M...		1,494.39	-141,451.47
Total 1881 · A/A - Organizational costs						0.00	17,933.13	-141,451.47
1882 · A/A - Legal Costs								-133,894.26
General Journal	01/31/2018	180131			1774 · A/D - M...		983.89	-134,878.15
General Journal	02/28/2018	180228			1774 · A/D - M...		726.53	-135,604.68
General Journal	03/31/2018	180331			1774 · A/D - M...		527.74	-136,132.42
General Journal	04/30/2018	180430			1774 · A/D - M...		506.69	-136,639.11
General Journal	05/31/2018	180531			1774 · A/D - M...		506.69	-137,145.80
General Journal	06/30/2018	180630			1774 · A/D - M...		491.59	-137,637.39
General Journal	07/31/2018	180731			1774 · A/D - M...		497.58	-138,134.97
General Journal	08/31/2018	180831			1774 · A/D - M...		491.59	-138,626.56
General Journal	09/30/2018	180930			1774 · A/D - M...		491.59	-139,118.15
General Journal	10/31/2018	181031			1774 · A/D - M...		491.58	-139,609.73
General Journal	11/30/2018	181130			1774 · A/D - M...		491.59	-140,101.32
General Journal	12/31/2018	181231			1774 · A/D - M...		491.59	-140,592.91
Total 1882 · A/A - Legal Costs						0.00	6,698.65	-140,592.91
1800 · OLTA - Other								0.00
Total 1800 · OLTA - Other								0.00
Total 1800 · OLTA						0.00	24,631.78	47,959.78
1900 · Intangible(s)								0.00
Total 1900 · Intangible(s)								0.00
2000 · Asset clearing account								0.00
Total 2000 · Asset clearing account								0.00

Navitas TN NG, LLC
General Ledger
As of December 31, 2018

Type	Date	Num	Name	Memo	Split	Debit	Credit	Balance
2200 · A/P								-178,061.26
2203 · Taxes								-10,700.54
Bill	01/05/2018	07000...	Campbell County Tr...	Ad-Valorem T...	2402 · Advalor...		9,094.00	-19,794.54
Bill Pmt -Check	01/05/2018	1361	Campbell County Tr...	Ad-Valorem T...	1107 · Checkin...	9,094.00		-10,700.54
Bill Pmt -Check	01/05/2018	1362	Fentress County Tru...	Ad-Valorem T...	1107 · Checkin...	57.00		-10,643.54
Bill Pmt -Check	01/05/2018	1363	Pickett County Trust...	Ad-Valorem T...	1107 · Checkin...	1,414.80		-9,228.74
Bill Pmt -Check	01/05/2018	1364	Town of Byrdstown	2017 Byrdsto...	1107 · Checkin...	401.00		-8,827.74
Bill	01/18/2018	07000...	Jellico City Recorder	Ad-Valorem T...	2402 · Advalor...		3,473.00	-12,300.74
Bill Pmt -Check	01/18/2018	1368	Jellico City Recorder	Ad-Valorem T...	1107 · Checkin...	3,473.00		-8,827.74
Bill Pmt -Check	02/13/2018	1375	City of Jellico		1107 · Checkin...	5,615.85		-3,211.89
Bill Pmt -Check	02/13/2018	1376	Town of Byrdstown		1107 · Checkin...	1,606.83		-1,605.06
Bill Pmt -Check	03/28/2018	1389	City of Jellico		1107 · Checkin...	2,266.37		661.31
Bill Pmt -Check	03/28/2018	1390	Town of Byrdstown		1107 · Checkin...	679.33		1,340.64
Bill	03/31/2018	Q1 2018	City of Jellico	Jellico, TN Q1...	2405 · Franchi...		4,156.90	-2,816.26
Bill	03/31/2018	Q1 2018	Town of Byrdstown	Town of Byrd...	2405 · Franchi...		1,568.54	-4,384.80
Bill	04/25/2018	2017	Tennessee Departm...	Acct #: 32111...	903 · Custome...		1,296.00	-5,680.80
Bill Pmt -Check	04/25/2018		Tennessee Departm...	QuickBooks g...	1107 · Checkin...	0.00		-5,680.80
Bill	04/25/2018	2017 ...	Tennessee Departm...	Acct #: 34000...	2407 · Gross R...		8,603.00	-14,283.80
Bill	06/30/2018	Q2 2018	City of Jellico	Jellico, TN Q2...	2405 · Franchi...		2,933.86	-17,217.66
Bill	06/30/2018	Q2 2018	Town of Byrdstown	Town of Byrd...	2405 · Franchi...		923.77	-18,141.43
Bill	09/30/2018	Q3 2018	City of Jellico	Jellico, TN Q3...	2405 · Franchi...		457.88	-18,599.31
Bill	09/30/2018	Q3 2018	Town of Byrdstown	Town of Byrd...	2405 · Franchi...		236.98	-18,836.29
Bill Pmt -Check	11/21/2018	1451	Tennessee Departm...	Acct #: 34000...	1107 · Checkin...	8,603.00		-10,233.29
Bill	12/03/2018	2018 ...	Tennessee Departm...	Acct #: 34000...	2407 · Gross R...		1,967.91	-12,201.20
Bill Pmt -Check	12/17/2018	1460	Tennessee Departm...	Acct #: 34000...	1107 · Checkin...	1,967.91		-10,233.29
Bill	12/20/2018	2018-...	Pickett County Trust...	Ad-Valorem T...	2402 · Advalor...		1,301.25	-11,534.54
Bill Pmt -Check	12/20/2018	1461	Pickett County Trust...	Ad-Valorem T...	1107 · Checkin...	1,301.25		-10,233.29
Bill	12/26/2018	2018-...	Fentress County Tru...	Ad-Valorem T...	2402 · Advalor...		53.00	-10,286.29
Bill Pmt -Check	12/26/2018	1465	Fentress County Tru...	Ad-Valorem T...	1107 · Checkin...	53.00		-10,233.29
Bill	12/31/2018	Q4 2018	Town of Byrdstown	Town of Byrd...	2405 · Franchi...		393.99	-10,627.28
Bill	12/31/2018	Q4 2018	City of Jellico	Jellico, TN Q4...	2405 · Franchi...		1,093.68	-11,720.96
Total 2203 · Taxes						36,533.34	37,553.76	-11,720.96
2213 · Refunds								0.00
Total 2213 · Refunds								0.00

Navitas TN NG, LLC
General Ledger
As of December 31, 2018

Type	Date	Num	Name	Memo	Split	Debit	Credit	Balance
2233 · Other								-167,360.72
Bill	01/01/2018	180101	Bank 7	Loan 1010633	-SPLIT-		4,046.11	-171,406.83
Bill	01/01/2018	1801T...	Fort Cobb Fuel Auth...		-SPLIT-		394.00	-171,800.83
Bill	01/01/2018	1801T...	Navitas Assets LLC		-SPLIT-		872.00	-172,672.83
Bill Pmt -Check	01/05/2018	1365	Bank 7	Loan 1010633	1107 · Checkin...	4,046.11		-168,626.72
Bill Pmt -Check	01/05/2018	1366	Navitas Utility Corpo...		1107 · Checkin...	20,000.00		-148,626.72
Bill Pmt -Check	01/10/2018	1367	Navitas Utility Corpo...		1107 · Checkin...	8,000.00		-140,626.72
Bill Pmt -Check	01/19/2018	1369	Navitas Utility Corpo...		1107 · Checkin...	5,864.00		-134,762.72
Bill Pmt -Check	01/25/2018	1370	Navitas Utility Corpo...		1107 · Checkin...	30,000.00		-104,762.72
Bill Pmt -Check	01/31/2018	1371	Navitas Utility Corpo...		1107 · Checkin...	26,348.00		-78,414.72
Bill	01/31/2018	1801T...	Navitas Utility Corpo...		-SPLIT-		77,789.19	-156,203.91
Bill	02/01/2018	180201	Bank 7	Loan 1010633	-SPLIT-		4,046.11	-160,250.02
Bill	02/01/2018	180201	Bank 7	Loan 1032785	427 · Interest ...		5.83	-160,255.85
Bill	02/01/2018	1802T...	Fort Cobb Fuel Auth...		-SPLIT-		394.00	-160,649.85
Bill	02/01/2018	1802T...	Navitas Assets LLC		-SPLIT-		872.00	-161,521.85
Bill Pmt -Check	02/06/2018	1372	Bank 7	Loan 1032785	1107 · Checkin...	5.83		-161,516.02
Bill Pmt -Check	02/06/2018	1373	Bank 7	Loan 1010633	1107 · Checkin...	4,046.11		-157,469.91
Bill Pmt -Check	02/07/2018	1374	Navitas Utility Corpo...		1107 · Checkin...	10,000.00		-147,469.91
Bill Pmt -Check	02/20/2018	1377	Navitas Utility Corpo...		1107 · Checkin...	32,671.00		-114,798.91
Bill Pmt -Check	02/23/2018	1378	Navitas Utility Corpo...		1107 · Checkin...	37,631.19		-77,167.72
Bill Pmt -Check	02/27/2018	1379	Navitas Utility Corpo...		1107 · Checkin...	45,000.00		-32,167.72
Bill	02/28/2018	1802T...	Navitas Utility Corpo...		-SPLIT-		96,304.00	-128,471.72
Bill	03/01/2018	180301	Bank 7	Loan 1010633	-SPLIT-		4,046.11	-132,517.83
Bill	03/01/2018	1803T...	Fort Cobb Fuel Auth...		-SPLIT-		394.00	-132,911.83
Bill	03/01/2018	1803T...	Navitas Assets LLC		-SPLIT-		872.00	-133,783.83
Bill Pmt -Check	03/08/2018	1380	Bank 7	Loan 1010633	1107 · Checkin...	4,046.11		-129,737.72
Bill Pmt -Check	03/08/2018	1381	Navitas Utility Corpo...		1107 · Checkin...	25,000.00		-104,737.72
Bill	03/10/2018	PGA ...	Tennessee Public U...	Navitas TN N...	903 · Custome...		25.00	-104,762.72
Bill Pmt -Check	03/10/2018	1382	Tennessee Public U...	Navitas TN N...	1107 · Checkin...	25.00		-104,737.72
Bill Pmt -Check	03/13/2018	1383	Navitas Utility Corpo...		1107 · Checkin...	1,794.63		-102,943.09
Bill Pmt -Check	03/13/2018	1384	Navitas Utility Corpo...		1107 · Checkin...	2,683.09		-100,260.00
Bill Pmt -Check	03/20/2018	1385	Navitas Utility Corpo...		1107 · Checkin...	46,166.00		-54,094.00
Bill	03/28/2018	2017	Tennessee Public U...		1401 · Prepaid...		2,783.60	-56,877.60
Bill Pmt -Check	03/28/2018	1391	Tennessee Public U...		1107 · Checkin...	2,783.60		-54,094.00
Bill	03/28/2018	Repor...	Tennessee Secretar...	Tennessee L...	903 · Custome...		300.00	-54,394.00
Bill Pmt -Check	03/28/2018	1392	Tennessee Secretar...	Tennessee L...	1107 · Checkin...	300.00		-54,094.00
Bill	03/31/2018	1803T...	Navitas Utility Corpo...		-SPLIT-		69,711.00	-123,805.00
Bill Pmt -Check	03/31/2018		Navitas Utility Corpo...	QuickBooks g...	1107 · Checkin...	0.00		-123,805.00
Bill	04/01/2018	180401	Bank 7	Loan 1010633	-SPLIT-		4,046.11	-127,851.11
Bill	04/01/2018	1804T...	Fort Cobb Fuel Auth...		-SPLIT-		394.00	-128,245.11
Bill	04/01/2018	1804T...	Navitas Assets LLC		-SPLIT-		872.00	-129,117.11
Bill Pmt -Check	04/09/2018	1393	Bank 7	Loan 1010633	1107 · Checkin...	4,046.11		-125,071.00
Bill Pmt -Check	04/09/2018	1394	Navitas Utility Corpo...		1107 · Checkin...	35,000.00		-90,071.00
Bill Pmt -Check	04/10/2018	1395	Navitas Utility Corpo...		1107 · Checkin...	4,000.00		-86,071.00
Bill Pmt -Check	04/16/2018	1396	Navitas Utility Corpo...		1107 · Checkin...	31,000.00		-55,071.00
Bill Pmt -Check	04/20/2018	1397	Navitas Utility Corpo...		1107 · Checkin...	12,563.00		-42,508.00
Bill Pmt -Check	04/23/2018	1398	Navitas Utility Corpo...		1107 · Checkin...	20,000.00		-22,508.00
Bill Pmt -Check	04/24/2018	1399	Fort Cobb Fuel Auth...		1107 · Checkin...	1,576.00		-20,932.00
Bill	04/30/2018	1804T...	Navitas Utility Corpo...		-SPLIT-		61,816.00	-82,748.00

Navitas TN NG, LLC
General Ledger
As of December 31, 2018

Type	Date	Num	Name	Memo	Split	Debit	Credit	Balance
Bill	05/01/2018	180501	Bank 7	Loan 1010633	-SPLIT-		4,046.11	-86,794.11
Bill	05/01/2018	1805T...	Navitas Assets LLC		-SPLIT-		872.00	-87,666.11
Bill	05/01/2018	1805T...	Fort Cobb Fuel Auth...		-SPLIT-		394.00	-88,060.11
Bill Pmt -Check	05/09/2018	1400	Navitas Utility Corpo...		1107 · Checkin...	17,444.00		-70,616.11
Check	05/15/2018	1402	Navitas Utility Corpo...	Credit	1107 · Checkin...	14,000.00		-56,616.11
Check	05/18/2018	1403	Navitas Utility Corpo...	Credit	1107 · Checkin...	10,000.00		-46,616.11
Bill Pmt -Check	05/22/2018	1404	Bank 7	Loan 1010633	1107 · Checkin...	4,046.11		-42,570.00
Bill Pmt -Check	05/23/2018	1405	Navitas Utility Corpo...		1107 · Checkin...	50,000.00		7,430.00
Bill Pmt -Check	05/25/2018		Navitas Utility Corpo...	QuickBooks g...	1100 · Cash	0.00		7,430.00
Check	05/25/2018	1408	Navitas Utility Corpo...	Credit	1107 · Checkin...	11,500.00		18,930.00
Check	05/29/2018	1409	Navitas Utility Corpo...	Transfer	1107 · Checkin...	13,000.00		31,930.00
Bill	05/29/2018	180529	Bank 7	Loan 1010633	-SPLIT-		4,248.41	27,681.59
Bill	05/31/2018	1805T...	Navitas Utility Corpo...		-SPLIT-		51,403.00	-23,721.41
Bill Pmt -Check	05/31/2018		Navitas Utility Corpo...	QuickBooks g...	1107 · Checkin...	0.00		-23,721.41
Bill	06/01/2018	1806T...	Navitas Assets LLC		-SPLIT-		872.00	-24,593.41
Bill	06/01/2018	1806T...	Fort Cobb Fuel Auth...		-SPLIT-		394.00	-24,987.41
Check	06/05/2018	1411	Navitas Utility Corpo...	Transfer	1107 · Checkin...	6,045.31		-18,942.10
Bill Pmt -Check	06/07/2018	1412	Bank 7	Loan 1010633	1107 · Checkin...	4,248.41		-14,693.69
Check	06/11/2018	1413	Navitas Utility Corpo...	180611 NUC ...	1107 · Checkin...	2,511.00		-12,182.69
Check	06/22/2018	1414	Navitas Utility Corpo...	Transfer	1107 · Checkin...	20,022.00		7,839.31
Bill	06/25/2018	18062...	Bank 7	Loan 1010633	-SPLIT-		4,046.11	3,793.20
Bill	06/25/2018	18062...	Bank 7	Loan 1032785	427 · Interest ...		8.31	3,784.89
Bill Pmt -Check	06/26/2018	1415	Navitas Assets LLC		1107 · Checkin...	2,616.00		6,400.89
Bill	06/30/2018	1806T...	Navitas Utility Corpo...		-SPLIT-		40,282.00	-33,881.11
Bill	07/01/2018	1807T...	Navitas Assets LLC		-SPLIT-		872.00	-34,753.11
Bill	07/01/2018	1807T...	Fort Cobb Fuel Auth...		-SPLIT-		394.00	-35,147.11
Check	07/02/2018	Transfer	Navitas Utility Corpo...	Transfer	1107 · Checkin...	8,000.00		-27,147.11
Bill Pmt -Check	07/03/2018	1416	Bank 7	Loan 1010633	1107 · Checkin...	4,046.11		-23,101.00
Bill	07/06/2018	180706	Mass Mutual Financi...		924 · Insurance		4,620.00	-27,721.00
Check	07/11/2018	1417	Navitas Utility Corpo...	Transfer	1107 · Checkin...	4,011.00		-23,710.00
Bill Pmt -Check	07/13/2018	1421	Bank 7	Loan 1032785	1107 · Checkin...	8.31		-23,701.69
Bill Pmt -Check	07/18/2018	1422	Mass Mutual Financi...		1107 · Checkin...	4,620.00		-19,081.69
Check	07/23/2018	1423	Navitas Utility Corpo...	Transfer	1107 · Checkin...	7,923.00		-11,158.69
Bill	07/26/2018	18072...	Bank 7	Loan 1010633	-SPLIT-		4,046.11	-15,204.80
Bill	07/31/2018	1807T...	Navitas Utility Corpo...		-SPLIT-		38,970.62	-54,175.42
Bill	08/01/2018	1808T...	Navitas Assets LLC		-SPLIT-		872.00	-55,047.42
Bill	08/01/2018	1808T...	Fort Cobb Fuel Auth...		-SPLIT-		394.00	-55,441.42
Bill Pmt -Check	08/02/2018	1424	Navitas Utility Corpo...		1107 · Checkin...	6,002.00		-49,439.42
Bill Pmt -Check	08/07/2018	Transfer	Navitas Utility Corpo...		1107 · Checkin...	7,000.00		-42,439.42
Bill Pmt -Check	08/13/2018	1426	Bank 7	Loan 1010633	1107 · Checkin...	4,046.11		-38,393.31
Bill Pmt -Check	08/24/2018	1427	Navitas Assets LLC		1107 · Checkin...	2,616.00		-35,777.31
Bill	08/27/2018	18082...	Bank 7	Loan 1010633	-SPLIT-		4,046.11	-39,823.42
Bill	08/27/2018	18082...	Bank 7	Loan 1032785	427 · Interest ...		30.20	-39,853.62
Check	08/29/2018	1428	Navitas Utility Corpo...		1107 · Checkin...	14,029.00		-25,824.62
Bill	08/31/2018	1808T...	Navitas Utility Corpo...		-SPLIT-		38,735.10	-64,559.72
Bill	09/01/2018	1809T...	Navitas Assets LLC		-SPLIT-		872.00	-65,431.72
Bill	09/01/2018	1809T...	Fort Cobb Fuel Auth...		-SPLIT-		394.00	-65,825.72
General Journal	09/07/2018	180907	Navitas Utility Corpo...	Loan 1032785	2307 · LOC - B...	20,000.00		-45,825.72
Bill Pmt -Check	09/13/2018	1430	Bank 7	Loan 1010633	1107 · Checkin...	4,046.11		-41,779.61

Navitas TN NG, LLC
General Ledger
As of December 31, 2018

Type	Date	Num	Name	Memo	Split	Debit	Credit	Balance
Bill Pmt -Check	09/13/2018	1431	Bank 7	Loan 1032785	1107 · Checkin...	30.20		-41,749.41
Bill Pmt -Check	09/14/2018		Navitas Utility Corpo...	QuickBooks g...	1107 · Checkin...	0.00		-41,749.41
Check	09/14/2018	1432	Navitas Utility Corpo...		1107 · Checkin...	5,514.00		-36,235.41
Check	09/18/2018	1433	Navitas Utility Corpo...	VOID:	1107 · Checkin...	0.00		-36,235.41
Check	09/18/2018	1434	Navitas Utility Corpo...		1107 · Checkin...	5,018.00		-31,217.41
Bill	09/25/2018	18092...	Bank 7	Loan 1010633	-SPLIT-		4,046.11	-35,263.52
Bill	09/25/2018	18092...	Bank 7	Loan 1032785	427 · Interest ...		189.58	-35,453.10
Bill Pmt -Check	09/27/2018	1436	Navitas Utility Corpo...		1107 · Checkin...	5,827.00		-29,626.10
Bill	09/30/2018	1809T...	Navitas Utility Corpo...		-SPLIT-		35,137.61	-64,763.71
Bill	10/01/2018	1810T...	Navitas Assets LLC		-SPLIT-		872.00	-65,635.71
Bill	10/01/2018	1810T...	Fort Cobb Fuel Auth...		-SPLIT-		394.00	-66,029.71
Bill Pmt -Check	10/02/2018	1437	Navitas Utility Corpo...	VOID:	1107 · Checkin...	0.00		-66,029.71
Bill Pmt -Check	10/02/2018	1438	Navitas Utility Corpo...		1107 · Checkin...	3,502.27		-62,527.44
Bill Pmt -Check	10/03/2018	1439	Navitas Utility Corpo...		1107 · Checkin...	6,003.00		-56,524.44
Bill Pmt -Check	10/15/2018	1440	Bank 7	Loan 1032785	1107 · Checkin...	189.58		-56,334.86
Bill Pmt -Check	10/15/2018	1441	Bank 7	Loan 1010633	1107 · Checkin...	4,046.11		-52,288.75
Bill Pmt -Check	10/23/2018	1442	Navitas Utility Corpo...		1107 · Checkin...	5,023.00		-47,265.75
Bill Pmt -Check	10/26/2018	1443	Navitas Assets LLC		1107 · Checkin...	3,488.00		-43,777.75
Bill	10/26/2018	18102...	Bank 7	Loan 1032785	427 · Interest ...		170.13	-43,947.88
Bill	10/26/2018	18102...	Bank 7	Loan 1010633	-SPLIT-		4,402.30	-48,350.18
Bill Pmt -Check	10/29/2018	1444	Navitas Utility Corpo...		1107 · Checkin...	2,629.00		-45,721.18
Bill Pmt -Check	10/30/2018	1445	Navitas Utility Corpo...		1107 · Checkin...	1,030.00		-44,691.18
General Journal	10/30/2018	181030	Navitas Utility Corpo...	Loan 1032785	2307 · LOC - B...	25,000.00		-19,691.18
Bill	10/31/2018	1810T...	Navitas Utility Corpo...		-SPLIT-		50,152.00	-69,843.18
General Journal	10/31/2018	181031	Navitas Utility Corpo...	Loan 1032785	2307 · LOC - B...	25,000.00		-44,843.18
Bill	11/01/2018	1811T...	Navitas Assets LLC		-SPLIT-		872.00	-45,715.18
Bill	11/01/2018	1811T...	Fort Cobb Fuel Auth...		-SPLIT-		394.00	-46,109.18
Bill Pmt -Check	11/01/2018	xfer	Navitas Utility Corpo...		1107 · Checkin...	1,001.00		-45,108.18
Bill Pmt -Check	11/06/2018	1446	Navitas Utility Corpo...		1107 · Checkin...	1,506.00		-43,602.18
Bill Pmt -Check	11/08/2018	1448	Bank 7	Loan 1010633	1107 · Checkin...	4,402.30		-39,199.88
Bill Pmt -Check	11/09/2018	1449	Bank 7	Loan 1032785	1107 · Checkin...	170.13		-39,029.75
Bill Pmt -Check	11/16/2018	1450	Navitas Assets LLC		1107 · Checkin...	1,744.00		-37,285.75
Bill Pmt -Check	11/21/2018	1452	Navitas Utility Corpo...		1107 · Checkin...	4,021.00		-33,264.75
Bill Pmt -Check	11/23/2018	1453	Navitas Utility Corpo...		1107 · Checkin...	3,623.00		-29,641.75
Bill Pmt -Check	11/23/2018	1463	Bank 7	Loan 1010633	1107 · Checkin...	4,200.00		-25,441.75
Bill	11/26/2018	18112...	Bank 7	Loan 1010633	-SPLIT-		4,200.00	-29,641.75
Bill	11/26/2018	18112...	Bank 7	Loan 1032785	427 · Interest ...		459.55	-30,101.30
Bill Pmt -Check	11/27/2018	1454	Navitas Utility Corpo...		1107 · Checkin...	4,327.00		-25,774.30
Bill	11/30/2018	1811T...	Navitas Utility Corpo...		-SPLIT-		54,348.16	-80,122.46
Bill	12/01/2018	1812T...	Navitas Assets LLC		-SPLIT-		872.00	-80,994.46
Bill	12/01/2018	1812T...	Fort Cobb Fuel Auth...		-SPLIT-		394.00	-81,388.46
Bill Pmt -Check	12/04/2018	1457	Navitas Utility Corpo...		1107 · Checkin...	6,004.00		-75,384.46
Bill Pmt -Check	12/11/2018	1459	Navitas Utility Corpo...		1107 · Checkin...	8,511.00		-66,873.46
Bill Pmt -Check	12/14/2018	1464	Bank 7	Loan 1032785	1107 · Checkin...	459.55		-66,413.91
Bill Pmt -Check	12/21/2018	1462	Navitas Utility Corpo...		1107 · Checkin...	22,021.00		-44,392.91
Bill	12/26/2018	18122...	Bank 7	Loan 1032785	427 · Interest ...		514.05	-44,906.96
Bill	12/26/2018	18122...	Bank 7	Loan 1010633	-SPLIT-		4,270.00	-49,176.96
Bill Pmt -Check	12/27/2018	1466	Navitas Utility Corpo...		1107 · Checkin...	10,027.00		-39,149.96

Navitas TN NG, LLC
General Ledger
As of December 31, 2018

Type	Date	Num	Name	Memo	Split	Debit	Credit	Balance
Bill Pmt -Check	12/28/2018	Transfer	Navitas Utility Corpo...		1107 · Checkin...	8,000.00		-31,149.96
Bill	12/31/2018	1812T...	Navitas Utility Corpo...		-SPLIT-		71,543.33	-102,693.29
Total 2233 · Other						828,693.39	764,025.96	-102,693.29
2243 · Dividends declared								0.00
Total 2243 · Dividends declared								0.00
2250 · A/P due to Gasco								0.00
Total 2250 · A/P due to Gasco								0.00
2200 · A/P - Other								0.00
Total 2200 · A/P - Other								0.00
Total 2200 · A/P						865,226.73	801,579.72	-114,414.25
2100 · Payroll Liabilities								0.00
Total 2100 · Payroll Liabilities								0.00
2300 · NP								0.00
2307 · LOC - Bank 7								0.00
General Journal	01/15/2018	180115		Loan orginatio...	903 · Custome...		1,000.00	-1,000.00
General Journal	02/06/2018	180206		Email Transfer	1107 · Checkin...	1,000.00		0.00
General Journal	05/31/2018	180531		Loan 1032785	1107 · Checkin...		10,000.00	-10,000.00
General Journal	06/05/2018	180531		Loan 1032785	1107 · Checkin...	10,994.17		994.17
General Journal	06/07/2018	180631		Q118 Loand ...	1107 · Checkin...		994.17	0.00
General Journal	08/17/2018	180817		Loan 1032785	1107 · Checkin...		5,000.00	-5,000.00
General Journal	09/07/2018	180907		Loan 1032785	2233 · Other		20,000.00	-25,000.00
General Journal	10/30/2018	181030		Loan 1032785	2233 · Other		25,000.00	-50,000.00
General Journal	10/31/2018	181031		Loan 1032785	2233 · Other		25,000.00	-75,000.00
Total 2307 · LOC - Bank 7						11,994.17	86,994.17	-75,000.00
2315 · LM KYNG								0.00
Total 2315 · LM KYNG								0.00
2321 · NUC - Bank 2 LOC								0.00
Total 2321 · NUC - Bank 2 LOC								0.00
2300 · NP - Other								0.00
Total 2300 · NP - Other								0.00
Total 2300 · NP						11,994.17	86,994.17	-75,000.00

Navitas TN NG, LLC
General Ledger
As of December 31, 2018

Type	Date	Num	Name	Memo	Split	Debit	Credit	Balance
2400 · A/E								-70,002.69
2402 · Advalorem Tax Payable								-12,567.00
Bill	01/05/2018	07000...	Campbell County Tr...	Property addr...	2203 · Taxes	9,094.00		-3,473.00
Bill	01/18/2018	07000...	Jellico City Recorder	Property GA0...	2203 · Taxes	3,473.00		0.00
General Journal	01/31/2018	180131		Ad-Valorem T...	408 · Ad-Valor...		1,203.00	-1,203.00
General Journal	02/28/2018	180228		Ad-Valorem T...	408 · Ad-Valor...		1,203.00	-2,406.00
General Journal	03/31/2018	180331		Ad-Valorem T...	408 · Ad-Valor...		1,203.00	-3,609.00
General Journal	04/30/2018	180430		Ad-Valorem T...	408 · Ad-Valor...		1,203.00	-4,812.00
General Journal	05/31/2018	180531		Ad-Valorem T...	408 · Ad-Valor...		1,203.00	-6,015.00
General Journal	06/30/2018	180630		Ad-Valorem T...	408 · Ad-Valor...		1,203.00	-7,218.00
General Journal	07/31/2018	180730		Ad-Valorem T...	408 · Ad-Valor...		1,203.00	-8,421.00
General Journal	08/31/2018	180830		Ad-Valorem T...	408 · Ad-Valor...		1,203.00	-9,624.00
General Journal	09/30/2018	180930		Ad-Valorem T...	408 · Ad-Valor...		1,203.00	-10,827.00
General Journal	10/30/2018	181030		Ad-Valorem T...	408 · Ad-Valor...		1,203.00	-12,030.00
General Journal	11/30/2018	181130		Ad-Valorem T...	408 · Ad-Valor...		1,203.00	-13,233.00
Bill	12/20/2018	2018-...	Pickett County Trust...	Property addr...	2203 · Taxes	1,301.25		-11,931.75
Bill	12/26/2018	2018-...	Fentress County Tru...	Property addr...	2203 · Taxes	53.00		-11,878.75
General Journal	12/31/2018	181231		Ad-Valorem T...	408 · Ad-Valor...		1,203.00	-13,081.75
General Journal	12/31/2018	181231		Release 2018...	408 · Ad-Valor...	1,588.75		-11,493.00
Total 2402 · Advalorem Tax Payable						15,510.00	14,436.00	-11,493.00
2404 · Customer Refunds Payable								-1,100.18
Total 2404 · Customer Refunds Payable								-1,100.18
2413 · Customer Deposits								-20,165.00
Deposit	01/04/2018		Navitas TN NG LLC ...	Julie Downs, ...	1107 · Checkin...		200.00	-20,365.00
General Journal	01/09/2018	180109		Betty HIll, final	480.01 · Resid...	200.00		-20,165.00
Deposit	01/10/2018		Navitas TN NG LLC ...	7 Manchester...	1107 · Checkin...		500.00	-20,665.00
General Journal	01/31/2018	180208		Deposit applied	480.01 · Resid...	2,800.00		-17,865.00
General Journal	02/28/2018	180307		Deposit applied	480.01 · Resid...	400.00		-17,465.00
Deposit	03/08/2018		Navitas TN NG LLC ...	46 Patricia Ha...	1125 · Checkin...		200.00	-17,665.00
Deposit	03/15/2018		Navitas TN NG LLC ...	51 Cody Dople	1125 · Checkin...		200.00	-17,865.00
Deposit	04/30/2018		Navitas TN NG LLC ...	81 Sandra Te...	1125 · Checkin...		200.00	-18,065.00
Deposit	04/30/2018		Navitas TN NG LLC ...	81 Angela Gu...	1107 · Checkin...		200.00	-18,265.00
General Journal	04/30/2018	18043...		Deposit Appli...	480.01 · Resid...	200.00		-18,065.00
General Journal	05/31/2018	18060...		Deposit Appli...	480.01 · Resid...	200.00		-17,865.00
Deposit	06/26/2018		Navitas TN NG LLC ...	121 River Cel...	1125 · Checkin...		200.00	-18,065.00
General Journal	06/30/2018	18070...		Deposit Appli...	480.01 · Resid...	200.00		-17,865.00
Deposit	07/17/2018		Navitas TN NG LLC ...	129 Donna Jo...	1125 · Checkin...		200.00	-18,065.00
Deposit	07/27/2018		Navitas TN NG LLC ...	136 Renita Wi...	1125 · Checkin...		200.00	-18,265.00
Deposit	07/30/2018		Navitas TN NG LLC ...	137 Deana R...	1125 · Checkin...		200.00	-18,465.00
General Journal	07/31/2018	18080...		Deposit Appli...	480.01 · Resid...	200.00		-18,265.00
General Journal	07/31/2018	18080...		Final 7/8/18 - ...	480.01 · Resid...	200.00		-18,065.00
Deposit	08/30/2018		Navitas TN NG LLC ...	161 BMT Man...	1125 · Checkin...		500.00	-18,565.00
General Journal	08/31/2018	18090...		09/07/2018 Bi...	480.01 · Resid...	0.00		-18,565.00
General Journal	08/31/2018	18090...		Final 8/8/18 - ...	480.01 · Resid...	1,400.00		-17,165.00
General Journal	09/13/2018	18100...		Walgreen's M...	1243 · Custom...		500.00	-17,665.00
General Journal	09/19/2018	18100...		Kykenkee Inc....	1243 · Custom...		500.00	-18,165.00

Navitas TN NG, LLC
General Ledger
As of December 31, 2018

Type	Date	Num	Name	Memo	Split	Debit	Credit	Balance
Deposit	09/27/2018		Navitas TN NG LLC ...	179 Traci Mor...	1125 · Checkin...		200.00	-18,365.00
General Journal	09/30/2018	18100...		Deposit Applied	480.01 · Resid...	0.00		-18,365.00
General Journal	09/30/2018	18100...		Final 9/8/18 - ...	480.01 · Resid...	200.00		-18,165.00
General Journal	10/15/2018	18103...		Darren Smith ...	-SPLIT-		200.00	-18,365.00
Deposit	10/16/2018		Navitas TN NG LLC ...	187 Brad Dou...	1125 · Checkin...		200.00	-18,565.00
Deposit	10/25/2018		Navitas TN NG LLC ...	194 Richard ...	1125 · Checkin...		200.00	-18,765.00
Deposit	10/25/2018		Navitas TN NG LLC ...	194 Michael J...	1125 · Checkin...		200.00	-18,965.00
Deposit	10/26/2018		Navitas TN NG LLC ...	195 Michelle ...	1125 · Checkin...		200.00	-19,165.00
Deposit	10/29/2018		Navitas TN NG LLC ...	200 Melissa F...	1125 · Checkin...		200.00	-19,365.00
General Journal	10/31/2018	18110...		Deposit Appli...	480.01 · Resid...	200.00		-19,165.00
General Journal	10/31/2018	18121...		Final 10/8/18 ...	480.01 · Resid...	200.00		-18,965.00
Deposit	11/01/2018		Navitas TN NG LLC ...	200 Greg Mal...	1125 · Checkin...		200.00	-19,165.00
Deposit	11/06/2018		Navitas TN NG LLC ...	201 Simon D...	1107 · Checkin...		200.00	-19,365.00
Deposit	11/09/2018		Navitas TN NG LLC ...	200 Melissa P...	1107 · Checkin...		200.00	-19,565.00
Deposit	11/16/2018		Navitas TN NG LLC ...	208 Mantissia...	1107 · Checkin...		200.00	-19,765.00
Deposit	11/19/2018		Navitas TN NG LLC ...	209 Donald ...	1125 · Checkin...		200.00	-19,965.00
Deposit	11/19/2018		Navitas TN NG LLC ...	209 Alberta D...	1125 · Checkin...		200.00	-20,165.00
Deposit	11/26/2018		Navitas TN NG LLC ...	212 Hardee's	1107 · Checkin...		500.00	-20,665.00
Deposit	11/26/2018	1076	Navitas TN NG LLC ...	212 Paula Bo...	1107 · Checkin...		200.00	-20,865.00
General Journal	11/30/2018	18121...		Deposit Applied	480.01 · Resid...	0.00		-20,865.00
General Journal	11/30/2018	18121...		Final 11/8/18 ...	480.01 · Resid...	200.00		-20,665.00
Deposit	12/05/2018		Navitas TN NG LLC ...	Blake Rulher ...	1125 · Checkin...		200.00	-20,865.00
Deposit	12/14/2018		Navitas TN NG LLC ...	225 Taylor Ril...	1107 · Checkin...		200.00	-21,065.00
Deposit	12/14/2018		Navitas TN NG LLC ...	225 Danny Ta...	1125 · Checkin...		200.00	-21,265.00
Deposit	12/17/2018		Navitas TN NG LLC ...	226 Brenda B...	1125 · Checkin...		200.00	-21,465.00
General Journal	12/31/2018	19010...		Deposit Appli...	480.01 · Resid...	2,200.00		-19,265.00
Total 2413 · Customer Deposits						8,800.00	7,900.00	-19,265.00
2414 · Refundable Aid-To-Construct								-8,934.20
General Journal	02/07/2018	180207		Ralph Davis 2...	-SPLIT-	100.00		-8,834.20
General Journal	02/07/2018	180207		Thomas Chit...	2414 · Refund...	100.00		-8,734.20
General Journal	02/07/2018	180207		Freddy Buckn...	2414 · Refund...	100.00		-8,634.20
General Journal	02/07/2018	180207		Jay Davis 4th ...	2414 · Refund...	100.00		-8,534.20
General Journal	02/07/2018	180207		Gary Hill 4th r...	2414 · Refund...	100.00		-8,434.20
General Journal	02/07/2018	180207		Douglas Tom...	2414 · Refund...	100.00		-8,334.20
General Journal	02/07/2018	180207		Opal Skeen 3...	2414 · Refund...	100.00		-8,234.20
General Journal	02/07/2018	180207		Derek Brown ...	2414 · Refund...	100.00		-8,134.20
General Journal	02/07/2018	180207		John Hackler ...	2414 · Refund...	100.00		-8,034.20
General Journal	02/07/2018	180207		June Hill 3rd r...	2414 · Refund...	100.00		-7,934.20
General Journal	02/07/2018	180207		Ben Wheeley ...	2414 · Refund...	100.00		-7,834.20
General Journal	02/07/2018	180207		Jerry Cook 3r...	2414 · Refund...	100.00		-7,734.20
General Journal	02/07/2018	180207		Rick Elmore 3...	2414 · Refund...	100.00		-7,634.20
General Journal	02/07/2018	180207		Porter Pentic...	2414 · Refund...	100.00		-7,534.20
General Journal	02/07/2018	180207		Justin Elmore...	2414 · Refund...	100.00		-7,434.20
General Journal	02/07/2018	180207		Nicholas Cree...	2414 · Refund...	100.00		-7,334.20
General Journal	02/07/2018	180207		Rhonda Darro...	2414 · Refund...	100.00		-7,234.20

Navitas TN NG, LLC
General Ledger
As of December 31, 2018

Type	Date	Num	Name	Memo	Split	Debit	Credit	Balance
General Journal	02/07/2018	180207		Leonard Dunc...	2414 · Refund...	100.00		-7,134.20
General Journal	02/07/2018	180207		Shawn Farris ...	2414 · Refund...	100.00		-7,034.20
Total 2414 · Refundable Aid-To-Construct						1,900.00	0.00	-7,034.20
2415 · Level Pay Customers								-27,236.31
General Journal	01/07/2018	180107		Adj level pay ...	1243 · Custom...	4,417.52		-22,818.79
General Journal	02/07/2018	180207		Adj level pay ...	1243 · Custom...	5,062.30		-17,756.49
General Journal	03/07/2018	180307		Adj level pay ...	1243 · Custom...	1,683.93		-16,072.56
General Journal	04/07/2018	180407		Adj level pay ...	1243 · Custom...	1,867.66		-14,204.90
General Journal	06/07/2018	18060...		Adj level pay ...	1243 · Custom...		766.11	-14,971.01
General Journal	06/30/2018	18060...		Adj level pay ...	1243 · Custom...		1,915.02	-16,886.03
General Journal	07/31/2018	18080...		Adj level pay ...	1243 · Custom...		2,246.75	-19,132.78
General Journal	09/07/2018	18090...		Adj level pay ...	1243 · Custom...		1,793.27	-20,926.05
General Journal	10/07/2018	18100...		Adj level pay ...	1243 · Custom...		1,914.30	-22,840.35
General Journal	11/07/2018	18110...		Adj level pay ...	1243 · Custom...		426.06	-23,266.41
General Journal	12/07/2018	18121...		Adj level pay ...	1243 · Custom...	2,364.01		-20,902.40
Total 2415 · Level Pay Customers						15,395.42	9,061.51	-20,902.40
2419 · Acc Deposit Interest								0.00
Total 2419 · Acc Deposit Interest								0.00
2450 · ACA liability from seller								0.00
Total 2450 · ACA liability from seller								0.00
2499 · EEP Collections Payable								0.00
Total 2499 · EEP Collections Payable								0.00
2400 · A/E - Other								0.00
Total 2400 · A/E - Other								0.00
Total 2400 · A/E						41,605.42	31,397.51	-59,794.78
2403 · Sales Tax Payable								-54,315.96
2405 · Franchise Tax								-2,929.21
General Journal	01/09/2018	180109		Betty HIll, final	480.01 · Resid...		2.42	-2,931.63
General Journal	01/31/2018	180208	Tennessee Departm...	2/7/18 billing	480.01 · Resid...		2,986.10	-5,917.73
General Journal	02/07/2018	180203	Tennessee Departm...	Sheri Beck O...	480.01 · Resid...	4.67		-5,913.06
General Journal	02/07/2018	180203	Tennessee Departm...	Sheri Beck O...	480.01 · Resid...		1.89	-5,914.95
General Journal	02/28/2018	180307	Tennessee Departm...	3/7/18 billing	480.01 · Resid...		1,358.41	-7,273.36
General Journal	03/31/2018	180407	Tennessee Departm...	4/7/18 billing	480.01 · Resid...		1,472.10	-8,745.46
General Journal	03/31/2018	180407		Final 3/8/18 - ...	480.01 · Resid...		1.61	-8,747.07
Bill	03/31/2018	Q1 2018	City of Jellico	Jellico, TN Q1...	2203 · Taxes	4,156.90		-4,590.17
Bill	03/31/2018	Q1 2018	Town of Byrdstown	Town of Byrd...	2203 · Taxes	1,568.54		-3,021.63
General Journal	04/30/2018	18043...	Tennessee Departm...		480.01 · Resid...		489.79	-3,511.42
General Journal	04/30/2018	18043...	Tennessee Departm...		480.01 · Resid...		255.22	-3,766.64
General Journal	04/30/2018	18043...			480.01 · Resid...		123.43	-3,890.07
General Journal	05/31/2018	18060...	Tennessee Departm...	06/07/2018 Bi...	480.01 · Resid...		148.60	-4,038.67
General Journal	05/31/2018	18060...	Tennessee Departm...	06/07/2018 Bi...	480.01 · Resid...		183.84	-4,222.51

Navitas TN NG, LLC
General Ledger
As of December 31, 2018

Type	Date	Num	Name	Memo	Split	Debit	Credit	Balance
General Journal	05/31/2018	18060...	Tennessee Departm...	06/07/2018 Bi...	480.01 · Resid...		16.94	-4,239.45
General Journal	06/30/2018	18070...	Tennessee Departm...	07/07/2018 Bi...	480.01 · Resid...		36.52	-4,275.97
General Journal	06/30/2018	18070...	Tennessee Departm...	07/07/2018 Bi...	480.01 · Resid...		164.96	-4,440.93
General Journal	06/30/2018	18070...	Tennessee Departm...	07/07/2018 Bi...	480.01 · Resid...		14.32	-4,455.25
Bill	06/30/2018	Q2 2018	City of Jellico	Jellico, TN Q2...	2203 · Taxes	2,933.86		-1,521.39
Bill	06/30/2018	Q2 2018	Town of Byrdstown	Town of Byrd...	2203 · Taxes	923.77		-597.62
General Journal	07/31/2018	18080...	Tennessee Departm...	08/07/2018 Bi...	480.01 · Resid...		34.88	-632.50
General Journal	07/31/2018	18080...	Tennessee Departm...	08/07/2018 Bi...	480.01 · Resid...		148.88	-781.38
General Journal	07/31/2018	18080...	Tennessee Departm...	06/07/2018 Bi...	480.01 · Resid...		9.77	-791.15
General Journal	07/31/2018	18080...		Final 7/8/18 - ...	480.01 · Resid...		0.05	-791.20
General Journal	08/07/2018	18081...	Tennessee Departm...	Jellico Housin...	480.01 · Resid...		0.78	-791.98
General Journal	08/31/2018	18090...	Tennessee Departm...	09/07/2018 Bi...	480.01 · Resid...		36.93	-828.91
General Journal	08/31/2018	18090...	Tennessee Departm...	09/07/2018 Bi...	480.01 · Resid...		153.15	-982.06
General Journal	08/31/2018	18090...	Tennessee Departm...	09/07/2018 Bi...	480.01 · Resid...		12.40	-994.46
General Journal	08/31/2018	18090...		Final 8/8/18 - ...	480.01 · Resid...	0.00		-994.46
General Journal	09/30/2018	18100...	Tennessee Departm...	10/07/2018 Bi...	480.01 · Resid...		33.51	-1,027.97
General Journal	09/30/2018	18100...	Tennessee Departm...	10/07/2018 Bi...	480.01 · Resid...		152.81	-1,180.78
General Journal	09/30/2018	18100...	Tennessee Departm...	10/07/2018 Bi...	480.01 · Resid...		13.83	-1,194.61
General Journal	09/30/2018	18100...		Final 9/8/18 - ...	480.01 · Resid...	0.00		-1,194.61
Bill	09/30/2018	Q3 2018	City of Jellico	Jellico, TN Q3...	2203 · Taxes	457.88		-736.73
Bill	09/30/2018	Q3 2018	Town of Byrdstown	Town of Byrd...	2203 · Taxes	236.98		-499.75
General Journal	10/31/2018	18110...	Tennessee Departm...	11/07/2018 Bi...	480.01 · Resid...		203.71	-703.46
General Journal	10/31/2018	18110...	Tennessee Departm...	11/07/2018 Bi...	480.01 · Resid...		234.68	-938.14
General Journal	10/31/2018	18110...	Tennessee Departm...	11/07/2018 Bi...	480.01 · Resid...		25.83	-963.97
General Journal	10/31/2018	18121...		Final 10/8/18 ...	480.01 · Resid...	0.00		-963.97
General Journal	11/30/2018	18121...	Tennessee Departm...	12/07/2018 Bi...	480.01 · Resid...		757.09	-1,721.06
General Journal	11/30/2018	18121...	Tennessee Departm...	12/07/2018 Bi...	480.01 · Resid...		288.79	-2,009.85
General Journal	11/30/2018	18121...	Tennessee Departm...	12/07/2018 Bi...	480.01 · Resid...		206.35	-2,216.20
General Journal	11/30/2018	18121...	Tennessee Departm...	Final 11/8/18 ...	480.01 · Resid...		0.55	-2,216.75
General Journal	11/30/2018	18121...		Final 11/8/18 ...	480.01 · Resid...		0.95	-2,217.70
General Journal	12/31/2018	19010...	Tennessee Departm...	01/07/2019 Bi...	480.01 · Resid...		1,007.65	-3,225.35
General Journal	12/31/2018	19010...	Tennessee Departm...	01/07/2019 Bi...	480.01 · Resid...		467.37	-3,692.72
General Journal	12/31/2018	19010...	Tennessee Departm...	01/07/2019 Bi...	480.01 · Resid...		317.18	-4,009.90
Bill	12/31/2018	Q4 2018	Town of Byrdstown	Town of Byrd...	2203 · Taxes	393.99		-3,615.91
Bill	12/31/2018	Q4 2018	City of Jellico	Jellico, TN Q4...	2203 · Taxes	1,093.68		-2,522.23
Total 2405 · Franchise Tax						11,770.27	11,363.29	-2,522.23

Navitas TN NG, LLC
General Ledger
As of December 31, 2018

Type	Date	Num	Name	Memo	Split	Debit	Credit	Balance
2406 · Sales Tax - State, County, City								-2,546.15
General Journal	01/09/2018	180109		Betty HIll, final	480.01 · Resid...		8.95	-2,555.10
Check	01/20/2018	Transfer	Tennessee Departm...	Sales Tax Pa...	1107 · Checkin...	890.00		-1,665.10
General Journal	01/31/2018	180208	Tennessee Departm...	2/7/18 billing	480.01 · Resid...		2,664.82	-4,329.92
General Journal	02/08/2018	170420	Tennessee Departm...	John Cruel, fi...	480.01 · Resid...		0.37	-4,330.29
Check	02/20/2018	Transfer	Tennessee Departm...	Sales Tax Pa...	1107 · Checkin...	1,643.00		-2,687.29
General Journal	02/28/2018	180307	Tennessee Departm...	3/7/18 billing	480.01 · Resid...		1,387.39	-4,074.68
Check	03/20/2018	Transfer	Tennessee Departm...	Sales Tax Pa...	1107 · Checkin...	2,658.00		-1,416.68
General Journal	03/31/2018	180407	Tennessee Departm...	4/7/18 billing	480.01 · Resid...		1,425.34	-2,842.02
Check	04/20/2018	Transfer	Tennessee Departm...	Sales Tax Pa...	1107 · Checkin...	1,383.00		-1,459.02
General Journal	04/30/2018	18043...			480.01 · Resid...	0.00		-1,459.02
General Journal	04/30/2018	18043...			480.01 · Resid...	0.00		-1,459.02
General Journal	04/30/2018	18043...	Tennessee Departm...		480.01 · Resid...	0.00		-1,459.02
General Journal	04/30/2018	18043...	Tennessee Departm...		480.01 · Resid...		2.61	-1,461.63
General Journal	04/30/2018	18043...			480.01 · Resid...		781.73	-2,243.36
General Journal	04/30/2018	18043...			480.01 · Resid...	0.00		-2,243.36
General Journal	04/30/2018	18043...	Tennessee Departm...		480.01 · Resid...		204.54	-2,447.90
Check	05/21/2018	Transfer	Tennessee Departm...	Sales Tax Pa...	1107 · Checkin...	1,420.00		-1,027.90
General Journal	05/31/2018	18060...		06/07/2018 Bi...	480.01 · Resid...	0.00		-1,027.90
General Journal	05/31/2018	18060...		06/07/2018 Bi...	480.01 · Resid...	0.00		-1,027.90
General Journal	05/31/2018	18060...	Tennessee Departm...	06/07/2018 Bi...	480.01 · Resid...	0.00		-1,027.90
General Journal	05/31/2018	18060...		06/07/2018 Bi...	480.01 · Resid...		454.06	-1,481.96
General Journal	05/31/2018	18060...		06/07/2018 Bi...	480.01 · Resid...	0.00		-1,481.96
General Journal	05/31/2018	18060...	Tennessee Departm...	06/07/2018 Bi...	480.01 · Resid...	0.00		-1,481.96
General Journal	05/31/2018	18060...	Tennessee Departm...	06/07/2018 Bi...	480.01 · Resid...		18.85	-1,500.81
Check	06/22/2018	Transfer	Tennessee Departm...	Sales Tax Pa...	1107 · Checkin...	1,001.00		-499.81
General Journal	06/30/2018	18070...		06/07/2018 Bi...	480.01 · Resid...	0.00		-499.81
General Journal	06/30/2018	18070...		06/07/2018 Bi...	480.01 · Resid...	0.00		-499.81
General Journal	06/30/2018	18070...	Tennessee Departm...	06/07/2018 Bi...	480.01 · Resid...	0.00		-499.81
General Journal	06/30/2018	18070...		07/07/2018 Bi...	480.01 · Resid...		501.74	-1,001.55
General Journal	06/30/2018	18070...		06/07/2018 Bi...	480.01 · Resid...	0.00		-1,001.55
General Journal	06/30/2018	18070...	Tennessee Departm...	06/07/2018 Bi...	480.01 · Resid...	0.00		-1,001.55
General Journal	06/30/2018	18070...	Tennessee Departm...	07/07/2018 Bi...	480.01 · Resid...		14.34	-1,015.89
Check	07/24/2018	Transfer	Tennessee Departm...	Sales Tax Pa...	1107 · Checkin...	430.00		-585.89
General Journal	07/31/2018	18080...		08/07/2018 Bi...	480.01 · Resid...	0.00		-585.89
General Journal	07/31/2018	18080...		08/07/2018 Bi...	480.01 · Resid...	0.00		-585.89
General Journal	07/31/2018	18080...	Tennessee Departm...	08/07/2018 Bi...	480.01 · Resid...	0.00		-585.89
General Journal	07/31/2018	18080...		08/07/2018 Bi...	480.01 · Resid...		421.58	-1,007.47
General Journal	07/31/2018	18080...		08/07/2018 Bi...	480.01 · Resid...	0.00		-1,007.47
General Journal	07/31/2018	18080...	Tennessee Departm...	08/07/2018 Bi...	480.01 · Resid...	0.00		-1,007.47
General Journal	07/31/2018	18080...	Tennessee Departm...	08/07/2018 Bi...	480.01 · Resid...		10.76	-1,018.23
Check	08/21/2018	Transfer	Tennessee Departm...	Sales Tax Pa...	1107 · Checkin...	516.00		-502.23
General Journal	08/31/2018	18090...		09/07/2018 Bi...	480.01 · Resid...	0.00		-502.23
General Journal	08/31/2018	18090...		09/07/2018 Bi...	480.01 · Resid...	0.00		-502.23
General Journal	08/31/2018	18090...	Tennessee Departm...	09/07/2018 Bi...	480.01 · Resid...	0.00		-502.23
General Journal	08/31/2018	18090...		09/07/2018 Bi...	480.01 · Resid...	0.00		-502.23
General Journal	08/31/2018	18090...		09/07/2018 Bi...	480.01 · Resid...	0.00		-502.23
General Journal	08/31/2018	18090...	Tennessee Departm...	09/07/2018 Bi...	480.01 · Resid...		461.35	-963.58
General Journal	08/31/2018	18090...	Tennessee Departm...	09/07/2018 Bi...	480.01 · Resid...		12.11	-975.69

Navitas TN NG, LLC
General Ledger
As of December 31, 2018

Type	Date	Num	Name	Memo	Split	Debit	Credit	Balance
Check	09/20/2018	Transfer	Tennessee Departm...	Sales Tax Pa...	1107 · Checkin...	432.00		-543.69
General Journal	09/30/2018	18100...		10/07/2018 Bi...	480.01 · Resid...	0.00		-543.69
General Journal	09/30/2018	18100...		10/07/2018 Bi...	480.01 · Resid...	0.00		-543.69
General Journal	09/30/2018	18100...	Tennessee Departm...	10/07/2018 Bi...	480.01 · Resid...	0.00		-543.69
General Journal	09/30/2018	18100...		10/07/2018 Bi...	480.01 · Resid...		451.52	-995.21
General Journal	09/30/2018	18100...		10/07/2018 Bi...	480.01 · Resid...	0.00		-995.21
General Journal	09/30/2018	18100...	Tennessee Departm...	10/07/2018 Bi...	480.01 · Resid...	0.00		-995.21
General Journal	09/30/2018	18100...	Tennessee Departm...	10/07/2018 Bi...	480.01 · Resid...		13.82	-1,009.03
Check	10/24/2018	Transfer	Tennessee Departm...	Sales Tax Pa...	1107 · Checkin...	474.00		-535.03
General Journal	10/31/2018	18110...		11/07/2018 Bi...	480.01 · Resid...	0.00		-535.03
General Journal	10/31/2018	18110...		11/07/2018 Bi...	480.01 · Resid...	0.00		-535.03
General Journal	10/31/2018	18110...	Tennessee Departm...	11/07/2018 Bi...	480.01 · Resid...	0.00		-535.03
General Journal	10/31/2018	18110...		11/07/2018 Bi...	480.01 · Resid...		517.43	-1,052.46
General Journal	10/31/2018	18110...		11/07/2018 Bi...	480.01 · Resid...	0.00		-1,052.46
General Journal	10/31/2018	18110...	Tennessee Departm...	11/07/2018 Bi...	480.01 · Resid...		1.61	-1,054.07
General Journal	10/31/2018	18110...	Tennessee Departm...	11/07/2018 Bi...	480.01 · Resid...		28.13	-1,082.20
Check	11/23/2018	Transfer	Tennessee Departm...	Sales Tax Pa...	1107 · Checkin...	465.00		-617.20
General Journal	11/30/2018	18121...		12/07/2018 Bi...	480.01 · Resid...	0.00		-617.20
General Journal	11/30/2018	18121...		12/07/2018 Bi...	480.01 · Resid...	0.00		-617.20
General Journal	11/30/2018	18121...	Tennessee Departm...	12/07/2018 Bi...	480.01 · Resid...	0.00		-617.20
General Journal	11/30/2018	18121...		12/07/2018 Bi...	480.01 · Resid...		824.25	-1,441.45
General Journal	11/30/2018	18121...		12/07/2018 Bi...	480.01 · Resid...	0.00		-1,441.45
General Journal	11/30/2018	18121...	Tennessee Departm...	12/07/2018 Bi...	480.01 · Resid...		2.76	-1,444.21
General Journal	11/30/2018	18121...	Tennessee Departm...	12/07/2018 Bi...	480.01 · Resid...		314.55	-1,758.76
General Journal	11/30/2018	18121...	Tennessee Departm...	Final 11/8/18 ...	480.01 · Resid...		3.32	-1,762.08
General Journal	11/30/2018	18121...	Tennessee Departm...	Final 11/8/18 ...	480.01 · Resid...		1.30	-1,763.38
Check	12/24/2018	Transfer	Tennessee Departm...	Sales Tax Pa...	1107 · Checkin...	546.00		-1,217.38
General Journal	12/31/2018	19010...		01/07/2019 Bi...	480.01 · Resid...	0.00		-1,217.38
General Journal	12/31/2018	19010...		01/07/2019 Bi...	480.01 · Resid...	0.00		-1,217.38
General Journal	12/31/2018	19010...	Tennessee Departm...	01/07/2019 Bi...	480.01 · Resid...	0.00		-1,217.38
General Journal	12/31/2018	19010...		01/07/2019 Bi...	480.01 · Resid...		1,165.33	-2,382.71
General Journal	12/31/2018	19010...		01/07/2019 Bi...	480.01 · Resid...		21.40	-2,404.11
General Journal	12/31/2018	19010...	Tennessee Departm...	01/07/2019 Bi...	480.01 · Resid...	0.00		-2,404.11
General Journal	12/31/2018	19010...	Tennessee Departm...	01/07/2019 Bi...	480.01 · Resid...		601.43	-3,005.54
Total 2406 · Sales Tax - State, County, City						11,858.00	12,317.39	-3,005.54

Navitas TN NG, LLC
General Ledger
As of December 31, 2018

Type	Date	Num	Name	Memo	Split	Debit	Credit	Balance
2407 · Gross Receipts Tax								-48,840.60
General Journal	01/09/2018	180109	Tennessee Departm...	Betty HIll, final	480.01 · Resid...		2.90	-48,843.50
General Journal	01/31/2018	180208	Tennessee Departm...	2/7/18 billing	480.01 · Resid...		4,120.53	-52,964.03
General Journal	02/07/2018	180203	Tennessee Departm...	Sheri Beck O...	480.01 · Resid...	5.60		-52,958.43
General Journal	02/07/2018	180203	Tennessee Departm...	Sheri Beck O...	480.01 · Resid...		2.27	-52,960.70
General Journal	02/08/2018	170420		John Cruel, fi...	480.01 · Resid...		0.12	-52,960.82
General Journal	02/28/2018	180307	Tennessee Departm...	3/7/18 billing	480.01 · Resid...		1,888.87	-54,849.69
General Journal	03/31/2018	180407	Tennessee Departm...	4/7/18 billing	480.01 · Resid...		2,099.84	-56,949.53
General Journal	03/31/2018	180407	Tennessee Departm...	Final 3/8/18 - ...	480.01 · Resid...		1.93	-56,951.46
Bill	04/25/2018	2017 ...	Tennessee Departm...	2017 State Gr...	2203 · Taxes	8,603.00		-48,348.46
General Journal	04/30/2018	18043...	Tennessee Departm...		480.01 · Resid...		687.83	-49,036.29
General Journal	04/30/2018	18043...	Tennessee Departm...		480.01 · Resid...		347.16	-49,383.45
General Journal	04/30/2018	18043...			480.01 · Resid...		185.15	-49,568.60
General Journal	05/31/2018	18060...	Tennessee Departm...	06/07/2018 Bi...	480.01 · Resid...		203.44	-49,772.04
General Journal	05/31/2018	18060...	Tennessee Departm...	06/07/2018 Bi...	480.01 · Resid...		245.42	-50,017.46
General Journal	05/31/2018	18060...	Tennessee Departm...	06/07/2018 Bi...	480.01 · Resid...		25.42	-50,042.88
General Journal	06/30/2018	18070...	Tennessee Departm...	07/07/2018 Bi...	480.01 · Resid...		58.25	-50,101.13
General Journal	06/30/2018	18070...	Tennessee Departm...	07/07/2018 Bi...	480.01 · Resid...		215.05	-50,316.18
General Journal	06/30/2018	18070...	Tennessee Departm...	07/07/2018 Bi...	480.01 · Resid...		21.48	-50,337.66
General Journal	07/31/2018	18080...	Tennessee Departm...	08/07/2018 Bi...	480.01 · Resid...		53.90	-50,391.56
General Journal	07/31/2018	18080...	Tennessee Departm...	08/07/2018 Bi...	480.01 · Resid...		194.09	-50,585.65
General Journal	07/31/2018	18080...	Tennessee Departm...	08/07/2018 Bi...	480.01 · Resid...		14.67	-50,600.32
General Journal	07/31/2018	18080...	Tennessee Departm...	Final 7/8/18 - ...	480.01 · Resid...		0.06	-50,600.38
General Journal	08/07/2018	18081...	Tennessee Departm...	Jellico Housin...	480.01 · Resid...		0.94	-50,601.32
General Journal	08/31/2018	18090...	Tennessee Departm...	09/07/2018 Bi...	480.01 · Resid...		57.04	-50,658.36
General Journal	08/31/2018	18090...	Tennessee Departm...	09/07/2018 Bi...	480.01 · Resid...		200.48	-50,858.84
General Journal	08/31/2018	18090...	Tennessee Departm...	09/07/2018 Bi...	480.01 · Resid...		18.60	-50,877.44
General Journal	08/31/2018	18090...		Final 8/8/18 - ...	480.01 · Resid...	0.00		-50,877.44
General Journal	09/30/2018	18100...	Tennessee Departm...	10/07/2018 Bi...	480.01 · Resid...		54.27	-50,931.71
General Journal	09/30/2018	18100...	Tennessee Departm...	10/07/2018 Bi...	480.01 · Resid...		202.48	-51,134.19
General Journal	09/30/2018	18100...	Tennessee Departm...	10/07/2018 Bi...	480.01 · Resid...		20.73	-51,154.92
General Journal	09/30/2018	18100...	Tennessee Departm...	Final 9/8/18 - ...	480.01 · Resid...	0.00		-51,154.92
General Journal	10/31/2018	18110...	Tennessee Departm...	11/07/2018 Bi...	480.01 · Resid...		294.50	-51,449.42
General Journal	10/31/2018	18110...	Tennessee Departm...	11/07/2018 Bi...	480.01 · Resid...		321.12	-51,770.54
General Journal	10/31/2018	18110...	Tennessee Departm...	11/07/2018 Bi...	480.01 · Resid...		38.74	-51,809.28
General Journal	10/31/2018	18121...	Tennessee Departm...	Final 10/8/18 ...	480.01 · Resid...	0.00		-51,809.28
General Journal	11/30/2018	18121...	Tennessee Departm...	12/07/2018 Bi...	480.01 · Resid...		1,055.90	-52,865.18
General Journal	11/30/2018	18121...	Tennessee Departm...	12/07/2018 Bi...	480.01 · Resid...		387.48	-53,252.66
General Journal	11/30/2018	18121...	Tennessee Departm...	12/07/2018 Bi...	480.01 · Resid...		309.53	-53,562.19
General Journal	11/30/2018	18121...	Tennessee Departm...	Final 11/8/18 ...	480.01 · Resid...		0.65	-53,562.84
General Journal	11/30/2018	18121...	Tennessee Departm...	Final 11/8/18 ...	480.01 · Resid...		1.42	-53,564.26
Bill	12/03/2018	2018 ...	Tennessee Departm...	2018-2019 St...	2203 · Taxes	1,967.91		-51,596.35
General Journal	12/31/2018	19010...	Tennessee Departm...	01/07/2019 Bi...	480.01 · Resid...		1,418.68	-53,015.03
General Journal	12/31/2018	19010...	Tennessee Departm...	01/07/2019 Bi...	480.01 · Resid...		648.71	-53,663.74
General Journal	12/31/2018	19010...	Tennessee Departm...	01/07/2019 Bi...	480.01 · Resid...		475.77	-54,139.51
Total 2407 · Gross Receipts Tax						10,576.51	15,875.42	-54,139.51

Navitas TN NG, LLC
General Ledger
As of December 31, 2018

Type	Date	Num	Name	Memo	Split	Debit	Credit	Balance
2408 · County Tax								0.00
Total 2408 · County Tax								0.00
2409 · City Tax								0.00
Total 2409 · City Tax								0.00
2420 · Jellico Franchise, Attorney Fee								0.00
Total 2420 · Jellico Franchise, Attorney Fee								0.00
2403 · Sales Tax Payable - Other								0.00
Total 2403 · Sales Tax Payable - Other								0.00
Total 2403 · Sales Tax Payable						34,204.78	39,556.10	-59,667.28
2500 · BIEC								0.00
2521 · ACA liability								0.00
Total 2521 · ACA liability								0.00
2522 · Prepaid gas calc - Ind								0.00
Total 2522 · Prepaid gas calc - Ind								0.00
2523 · Prepaid gas calc - Agr								0.00
Total 2523 · Prepaid gas calc - Agr								0.00
2500 · BIEC - Other								0.00
Total 2500 · BIEC - Other								0.00
Total 2500 · BIEC								0.00
2600 · CPLTD								-19,219.60
2607 · Bank 7 - System Loan								-19,219.60
Bill	01/01/2018	180101	Bank 7	Loan 1010633	2233 · Other		96.10	-19,315.70
Bill	02/01/2018	180201	Bank 7	Loan 1010633	2233 · Other		96.58	-19,412.28
Bill	03/01/2018	180301	Bank 7	Loan 1010633	2233 · Other		97.06	-19,509.34
Bill	04/01/2018	180401	Bank 7	Loan 1010633	2233 · Other		97.55	-19,606.89
Bill	05/01/2018	180501	Bank 7	Loan 1010633	2233 · Other		98.03	-19,704.92
Bill	05/29/2018	180529	Bank 7	Loan 1010633	2233 · Other		98.52	-19,803.44
Bill	06/25/2018	18062...	Bank 7	Loan 1010633	2233 · Other		99.02	-19,902.46
Bill	07/26/2018	18072...	Bank 7	Loan 1010633	2233 · Other		99.51	-20,001.97
Bill	08/27/2018	18082...	Bank 7	Loan 1010633	2233 · Other		100.01	-20,101.98
Bill	09/25/2018	18092...	Bank 7	Loan 1010633	2233 · Other		100.51	-20,202.49
Bill	10/26/2018	18102...	Bank 7	Loan 1010633	2233 · Other		101.01	-20,303.50
Bill	11/26/2018	18112...	Bank 7	Loan 1010633	2233 · Other		101.52	-20,405.02
Bill	12/26/2018	18122...	Bank 7	Loan 1010633	2233 · Other		102.03	-20,507.05
Total 2607 · Bank 7 - System Loan						0.00	1,287.45	-20,507.05
2627 · Bank 2 - system loan TN								0.00
Total 2627 · Bank 2 - system loan TN								0.00

Navitas TN NG, LLC
General Ledger
As of December 31, 2018

Type	Date	Num	Name	Memo	Split	Debit	Credit	Balance
2600 · CPLTD - Other								0.00
Total 2600 · CPLTD - Other								0.00
Total 2600 · CPLTD						0.00	1,287.45	-20,507.05
2700 · LTD								-473,003.10
2707 · Bank 7 - System Loan								-473,003.10
Bill	01/01/2018	180101	Bank 7	Loan 1010633	2233 · Other	1,654.16		-471,348.94
Bill	02/01/2018	180201	Bank 7	Loan 1010633	2233 · Other	1,662.43		-469,686.51
Bill	03/01/2018	180301	Bank 7	Loan 1010633	2233 · Other	1,670.75		-468,015.76
Bill	04/01/2018	180401	Bank 7	Loan 1010633	2233 · Other	1,679.10		-466,336.66
Bill	05/01/2018	180501	Bank 7	Loan 1010633	2233 · Other	1,687.50		-464,649.16
Bill	05/29/2018	180529	Bank 7	Loan 1010633	2233 · Other	1,695.93		-462,953.23
Bill	06/25/2018	18062...	Bank 7	Loan 1010633	2233 · Other	1,704.41		-461,248.82
Bill	07/26/2018	18072...	Bank 7	Loan 1010633	2233 · Other	1,712.93		-459,535.89
Bill	08/27/2018	18082...	Bank 7	Loan 1010633	2233 · Other	1,721.50		-457,814.39
Bill	09/25/2018	18092...	Bank 7	Loan 1010633	2233 · Other	1,730.11		-456,084.28
Bill	10/26/2018	18102...	Bank 7	Loan 1010633	2233 · Other	1,738.76		-454,345.52
Bill	11/26/2018	18112...	Bank 7	Loan 1010633	2233 · Other	1,747.45		-452,598.07
Bill	12/26/2018	18122...	Bank 7	Loan 1010633	2233 · Other	1,756.19		-450,841.88
Total 2707 · Bank 7 - System Loan						22,161.22	0.00	-450,841.88
2727 · Bank 2 - system loan TN								0.00
Total 2727 · Bank 2 - system loan TN								0.00
2799 · J&DA sellor loan								0.00
Total 2799 · J&DA sellor loan								0.00
2700 · LTD - Other								0.00
Total 2700 · LTD - Other								0.00
Total 2700 · LTD						22,161.22	0.00	-450,841.88
2800 · DL								0.00
2821 · Deferred tax liability								0.00
Total 2821 · Deferred tax liability								0.00
2800 · DL - Other								0.00
Total 2800 · DL - Other								0.00
Total 2800 · DL								0.00
2900 · Minority interest								0.00
Total 2900 · Minority interest								0.00
3000 · Opening Bal Equity								-565,378.72
3103 · Member Interest								-492,978.72
Total 3103 · Member Interest								-492,978.72

Navitas TN NG, LLC
General Ledger
As of December 31, 2018

Type	Date	Num	Name	Memo	Split	Debit	Credit	Balance
3000 · Opening Bal Equity - Other								-72,400.00
Total 3000 · Opening Bal Equity - Other								-72,400.00
Total 3000 · Opening Bal Equity								-565,378.72
30700 · Members Draw								0.00
Total 30700 · Members Draw								0.00
3900 · Retained Earnings								573,984.58
Total 3900 · Retained Earnings								573,984.58
3999 · Returned Cash Flow								52,978.72
Total 3999 · Returned Cash Flow								52,978.72
Revenue								0.00
414 · Other Utility Operating Income								0.00
414.91 · Prior Period Billing Adj								0.00
Total 414.91 · Prior Period Billing Adj								0.00
414.96 · Unbilled Revenues								0.00
General Journal	03/31/2018	180331		Q1 gas balance	1521 · ACA as...		21,905.00	-21,905.00
General Journal	06/30/2018	180331		Q2 gas balance	1521 · ACA as...	6,390.00		-15,515.00
General Journal	09/30/2018	180331		Q3 gas balance	1521 · ACA as...		27,927.00	-43,442.00
General Journal	12/31/2018	180331		Q4 gas balance	1521 · ACA as...	27,125.00		-16,317.00
Total 414.96 · Unbilled Revenues						33,515.00	49,832.00	-16,317.00
414.98 · Sale tax remuneration								0.00
Total 414.98 · Sale tax remuneration								0.00
414 · Other Utility Operating Income - Other								0.00
Total 414 · Other Utility Operating Income - Other								0.00
Total 414 · Other Utility Operating Income						33,515.00	49,832.00	-16,317.00
480 · Customer Classes								0.00
4121 · Resident/Comm Tarrif								0.00
Total 4121 · Resident/Comm Tarrif								0.00
4123 · Agricultural Tarrif								0.00
Total 4123 · Agricultural Tarrif								0.00
4171 · Resident/Comm PGA								0.00
Total 4171 · Resident/Comm PGA								0.00
4173 · Agricultural PGA								0.00
Total 4173 · Agricultural PGA								0.00
4197 · Customer Meter Charge								0.00
Total 4197 · Customer Meter Charge								0.00

Navitas TN NG, LLC
General Ledger
As of December 31, 2018

Type	Date	Num	Name	Memo	Split	Debit	Credit	Balance
480.01 · Residential Tariff								0.00
General Journal	01/09/2018	180109		Betty HIll, final	-SPLIT-		71.43	-71.43
General Journal	01/31/2018	180208		2/7/18 billing	-SPLIT-		47,962.86	-48,034.29
General Journal	02/07/2018	180203		Sheri Beck O...	-SPLIT-	135.83		-47,898.46
General Journal	02/07/2018	180203		Sheri Beck O...	480.01 · Resid...		56.33	-47,954.79
General Journal	02/08/2018	170420		John Cruel, fi...	-SPLIT-		3.33	-47,958.12
General Journal	02/28/2018	180307		3/7/18 billing	-SPLIT-		25,787.49	-73,745.61
General Journal	03/31/2018	180407		4/7/18 billing	-SPLIT-		23,533.48	-97,279.09
General Journal	03/31/2018	180407		Final 3/8/18 - ...	-SPLIT-		49.62	-97,328.71
General Journal	04/30/2018	18043...			-SPLIT-		16,037.66	-113,366.37
General Journal	05/31/2018	18060...		06/07/2018 Bi...	-SPLIT-		5,149.25	-118,515.62
General Journal	06/30/2018	18070...		06/07/2018 Bi...	-SPLIT-		1,478.54	-119,994.16
General Journal	07/31/2018	18080...		08/07/2018 Bi...	-SPLIT-		1,377.94	-121,372.10
General Journal	07/31/2018	18080...		Final 7/8/18 - ...	-SPLIT-		1.67	-121,373.77
General Journal	08/07/2018	18081...		Jellico Housin...	-SPLIT-		23.73	-121,397.50
General Journal	08/31/2018	18090...		09/07/2018 Bi...	-SPLIT-		1,455.21	-122,852.71
General Journal	08/31/2018	18090...		Final 8/8/18 - ...	-SPLIT-	0.00		-122,852.71
General Journal	09/30/2018	18100...		10/07/2018 Bi...	-SPLIT-		1,303.57	-124,156.28
General Journal	09/30/2018	18100...		Final 9/8/18 - ...	-SPLIT-	0.00		-124,156.28
General Journal	10/31/2018	18110...		11/07/2018 Bi...	-SPLIT-		6,722.63	-130,878.91
General Journal	10/31/2018	18121...		Final 10/8/18 ...	-SPLIT-	0.00		-130,878.91
General Journal	11/30/2018	18121...		12/07/2018 Bi...	-SPLIT-		22,200.99	-153,079.90
General Journal	11/30/2018	18121...		Final 11/8/18 ...	-SPLIT-		17.76	-153,097.66
General Journal	12/31/2018	19010...		01/07/2019 Bi...	-SPLIT-		29,167.37	-182,265.03
Total 480.01 · Residential Tariff						135.83	182,400.86	-182,265.03
480.02 · Residential Cust Chrg								0.00
General Journal	01/09/2018	180109		Betty HIll, final	480.01 · Resid...		9.00	-9.00
General Journal	01/31/2018	180208		2/7/18 billing	480.01 · Resid...		4,014.00	-4,023.00
General Journal	02/08/2018	170420		John Cruel, fi...	480.01 · Resid...		9.00	-4,032.00
General Journal	02/28/2018	180307		3/7/18 billing	480.01 · Resid...		3,987.00	-8,019.00
General Journal	03/31/2018	180407		4/7/18 billing	480.01 · Resid...		3,987.00	-12,006.00
General Journal	03/31/2018	180407		Final 3/8/18 - ...	480.01 · Resid...		18.00	-12,024.00
General Journal	04/30/2018	18043...			480.01 · Resid...		3,978.00	-16,002.00
General Journal	05/31/2018	18060...		06/07/2018 Bi...	480.01 · Resid...		3,942.00	-19,944.00
General Journal	06/30/2018	18070...		06/07/2018 Bi...	480.01 · Resid...		3,924.00	-23,868.00
General Journal	07/31/2018	18080...		08/07/2018 Bi...	480.01 · Resid...		3,906.00	-27,774.00
General Journal	07/31/2018	18080...		Final 7/8/18 - ...	480.01 · Resid...		9.00	-27,783.00
General Journal	08/31/2018	18090...		09/07/2018 Bi...	480.01 · Resid...		3,825.00	-31,608.00
General Journal	08/31/2018	18090...		Final 8/8/18 - ...	480.01 · Resid...		54.00	-31,662.00
General Journal	09/30/2018	18100...		10/07/2018 Bi...	480.01 · Resid...		3,843.00	-35,505.00
General Journal	09/30/2018	18100...		Final 9/8/18 - ...	480.01 · Resid...	0.00		-35,505.00
General Journal	10/31/2018	18110...		11/07/2018 Bi...	480.01 · Resid...		3,843.00	-39,348.00
General Journal	10/31/2018	18121...		Final 10/8/18 ...	480.01 · Resid...	0.00		-39,348.00
General Journal	11/30/2018	18121...		12/07/2018 Bi...	480.01 · Resid...		3,924.00	-43,272.00

Navitas TN NG, LLC
General Ledger
As of December 31, 2018

Type	Date	Num	Name	Memo	Split	Debit	Credit	Balance
General Journal	11/30/2018	18121...		Final 11/8/18 ...	480.01 · Resid...		9.00	-43,281.00
General Journal	12/31/2018	19010...		01/07/2019 Bi...	480.01 · Resid...		3,960.00	-47,241.00
Total 480.02 · Residential Cust Chrg						0.00	47,241.00	-47,241.00
480.09 · Residential PGA								0.00
General Journal	01/09/2018	180109		Betty HIll, final	480.01 · Resid...		25.27	-25.27
General Journal	01/31/2018	180208		2/7/18 billing	480.01 · Resid...		18,536.13	-18,561.40
General Journal	02/07/2018	180203		Sheri Beck O...	480.01 · Resid...	50.86		-18,510.54
General Journal	02/07/2018	180203		Sheri Beck O...	480.01 · Resid...		19.27	-18,529.81
General Journal	02/08/2018	170420		John Cruel, fi...	480.01 · Resid...		0.63	-18,530.44
General Journal	02/28/2018	180307		3/7/18 billing	480.01 · Resid...		9,360.84	-27,891.28
General Journal	03/31/2018	180407		4/7/18 billing	480.01 · Resid...		11,085.46	-38,976.74
General Journal	03/31/2018	180407		Final 3/8/18 - ...	480.01 · Resid...		14.54	-38,991.28
General Journal	04/30/2018	18043...			480.01 · Resid...		7,003.78	-45,995.06
General Journal	05/31/2018	18060...		06/07/2018 Bi...	480.01 · Resid...		1,704.81	-47,699.87
General Journal	06/30/2018	18070...		06/07/2018 Bi...	480.01 · Resid...		537.66	-48,237.53
General Journal	07/31/2018	18080...		08/07/2018 Bi...	480.01 · Resid...		480.95	-48,718.48
General Journal	07/31/2018	18080...		Final 7/8/18 - ...	480.01 · Resid...		0.38	-48,718.86
General Journal	08/07/2018	18081...		Jellico Housin...	480.01 · Resid...		7.62	-48,726.48
General Journal	08/31/2018	18090...		09/07/2018 Bi...	480.01 · Resid...		523.60	-49,250.08
General Journal	08/31/2018	18090...		Final 8/8/18 - ...	480.01 · Resid...	0.00		-49,250.08
General Journal	09/30/2018	18100...		10/07/2018 Bi...	480.01 · Resid...		606.06	-49,856.14
General Journal	09/30/2018	18100...		Final 9/8/18 - ...	480.01 · Resid...	0.00		-49,856.14
General Journal	10/31/2018	18110...		11/07/2018 Bi...	480.01 · Resid...		3,193.04	-53,049.18
General Journal	10/31/2018	18121...		Final 10/8/18 ...	480.01 · Resid...	0.00		-53,049.18
General Journal	11/30/2018	18121...		12/07/2018 Bi...	480.01 · Resid...		13,278.41	-66,327.59
General Journal	11/30/2018	18121...		Final 11/8/18 ...	480.01 · Resid...		4.04	-66,331.63
General Journal	12/31/2018	19010...		01/07/2019 Bi...	480.01 · Resid...		18,381.63	-84,713.26
Total 480.09 · Residential PGA						50.86	84,764.12	-84,713.26
481.11 · Commercial Tariff								0.00
General Journal	01/31/2018	180208		2/7/18 billing	480.01 · Resid...		36,001.06	-36,001.06
General Journal	02/28/2018	180307		3/7/18 billing	480.01 · Resid...		17,511.42	-53,512.48
General Journal	03/31/2018	180407		4/7/18 billing	480.01 · Resid...		17,782.70	-71,295.18
General Journal	04/30/2018	18043...			480.01 · Resid...		9,559.46	-80,854.64
General Journal	05/31/2018	18060...		06/07/2018 Bi...	480.01 · Resid...		5,471.29	-86,325.93
General Journal	06/30/2018	18070...		07/07/2018 Bi...	480.01 · Resid...		4,476.05	-90,801.98
General Journal	07/31/2018	18080...		08/07/2018 Bi...	480.01 · Resid...		4,039.09	-94,841.07
General Journal	08/31/2018	18090...		09/07/2018 Bi...	480.01 · Resid...		4,184.99	-99,026.06
General Journal	09/30/2018	18100...		10/07/2018 Bi...	480.01 · Resid...		3,750.81	-102,776.87
General Journal	10/31/2018	18110...		11/07/2018 Bi...	480.01 · Resid...		6,405.39	-109,182.26
General Journal	11/30/2018	18121...		12/07/2018 Bi...	480.01 · Resid...		10,763.51	-119,945.77
General Journal	11/30/2018	18121...		Final 11/8/18 ...	480.01 · Resid...		27.93	-119,973.70
General Journal	12/31/2018	19010...		01/07/2019 Bi...	480.01 · Resid...		17,185.32	-137,159.02
Total 481.11 · Commercial Tariff						0.00	137,159.02	-137,159.02

Navitas TN NG, LLC
General Ledger
As of December 31, 2018

Type	Date	Num	Name	Memo	Split	Debit	Credit	Balance
481.12 · Commercial Cust Chrg								0.00
General Journal	01/31/2018	180208		2/7/18 billing	480.01 · Resid...		864.00	-864.00
General Journal	02/28/2018	180307		3/7/18 billing	480.01 · Resid...		873.00	-1,737.00
General Journal	03/31/2018	180407		4/7/18 billing	480.01 · Resid...		873.00	-2,610.00
General Journal	04/30/2018	18043...			480.01 · Resid...		882.00	-3,492.00
General Journal	05/31/2018	18060...		06/07/2018 Bi...	480.01 · Resid...		873.00	-4,365.00
General Journal	06/30/2018	18070...		07/07/2018 Bi...	480.01 · Resid...		873.00	-5,238.00
General Journal	07/13/2018	18071...		Vickie Amone...	1243 · Custom...	9.00		-5,229.00
General Journal	07/31/2018	18080...		08/07/2018 Bi...	480.01 · Resid...		864.00	-6,093.00
General Journal	08/31/2018	18090...		09/07/2018 Bi...	480.01 · Resid...		864.00	-6,957.00
General Journal	09/30/2018	18100...		10/07/2018 Bi...	480.01 · Resid...		873.00	-7,830.00
General Journal	10/31/2018	18110...		11/07/2018 Bi...	480.01 · Resid...		873.00	-8,703.00
General Journal	11/30/2018	18121...		12/07/2018 Bi...	480.01 · Resid...		873.00	-9,576.00
General Journal	11/30/2018	18121...		Final 11/8/18 ...	480.01 · Resid...		9.00	-9,585.00
General Journal	12/31/2018	19010...		01/07/2019 Bi...	480.01 · Resid...		882.00	-10,467.00
Total 481.12 · Commercial Cust Chrg						9.00	10,476.00	-10,467.00
481.19 · Commercial PGA								0.00
General Journal	01/31/2018	180208		2/7/18 billing	480.01 · Resid...		16,120.09	-16,120.09
General Journal	02/28/2018	180307		3/7/18 billing	480.01 · Resid...		7,412.30	-23,532.39
General Journal	03/31/2018	180407		4/7/18 billing	480.01 · Resid...		12,565.93	-36,098.32
General Journal	04/30/2018	18043...			480.01 · Resid...		5,549.88	-41,648.20
General Journal	05/31/2018	18060...		06/07/2018 Bi...	480.01 · Resid...		3,391.35	-45,039.55
General Journal	06/30/2018	18070...		07/07/2018 Bi...	480.01 · Resid...		2,801.02	-47,840.57
General Journal	07/31/2018	18080...		08/07/2018 Bi...	480.01 · Resid...		2,508.79	-50,349.36
General Journal	08/31/2018	18090...		09/07/2018 Bi...	480.01 · Resid...		2,629.62	-52,978.98
General Journal	09/30/2018	18100...		10/07/2018 Bi...	480.01 · Resid...		3,097.20	-56,076.18
General Journal	10/31/2018	18110...		11/07/2018 Bi...	480.01 · Resid...		5,301.70	-61,377.88
General Journal	11/30/2018	18121...		12/07/2018 Bi...	480.01 · Resid...		7,500.82	-68,878.70
General Journal	11/30/2018	18121...		Final 11/8/18 ...	480.01 · Resid...		19.51	-68,898.21
General Journal	12/31/2018	19010...		01/07/2019 Bi...	480.01 · Resid...		13,500.78	-82,398.99
Total 481.19 · Commercial PGA						0.00	82,398.99	-82,398.99
481.21 · Industrial Tarrif								0.00
Total 481.21 · Industrial Tarrif								0.00
481.22 · Industrial Cust Chrg								0.00
Total 481.22 · Industrial Cust Chrg								0.00
481.29 · Industrial PGA								0.00
Total 481.29 · Industrial PGA								0.00
481.31 · Agricultural Heat Tariff								0.00
Total 481.31 · Agricultural Heat Tariff								0.00
481.32 · Agricultural Heat Cust Chrg								0.00
Total 481.32 · Agricultural Heat Cust Chrg								0.00

Navitas TN NG, LLC
General Ledger
As of December 31, 2018

Type	Date	Num	Name	Memo	Split	Debit	Credit	Balance
481.39 · Agricultural Heat PGA								0.00
Total 481.39 · Agricultural Heat PGA								0.00
481.41 · Agricultural Power Tariff								0.00
Total 481.41 · Agricultural Power Tariff								0.00
481.42 · Agricultural Power Cust Chrg								0.00
Total 481.42 · Agricultural Power Cust Chrg								0.00
481.49 · Agricultural Power PGA								0.00
Total 481.49 · Agricultural Power PGA								0.00
482.01 · Government Tariff								0.00
General Journal	01/31/2018	180208		2/7/18 billing	480.01 · Resid...		28,434.76	-28,434.76
General Journal	02/28/2018	180307		3/7/18 billing	480.01 · Resid...		17,452.50	-45,887.26
General Journal	03/31/2018	180407		4/7/18 billing	480.01 · Resid...		16,184.87	-62,072.13
General Journal	04/30/2018	18043...			480.01 · Resid...		12,905.89	-74,978.02
General Journal	05/31/2018	18060...		06/07/2018 Bi...	480.01 · Resid...		6,371.88	-81,349.90
General Journal	06/30/2018	18070...		07/07/2018 Bi...	480.01 · Resid...		4,798.27	-86,148.17
General Journal	07/31/2018	18080...		08/07/2018 Bi...	480.01 · Resid...		4,343.61	-90,491.78
General Journal	08/31/2018	18090...		09/07/2018 Bi...	480.01 · Resid...		4,392.03	-94,883.81
General Journal	09/30/2018	18100...		10/07/2018 Bi...	480.01 · Resid...		3,646.43	-98,530.24
General Journal	10/31/2018	18110...		11/07/2018 Bi...	480.01 · Resid...		5,652.68	-104,182.92
General Journal	11/30/2018	18121...		12/07/2018 Bi...	480.01 · Resid...		14,702.80	-118,885.72
General Journal	12/31/2018	19010...		01/07/2019 Bi...	480.01 · Resid...		18,831.89	-137,717.61
Total 482.01 · Government Tariff						0.00	137,717.61	-137,717.61
482.02 · Government Cust Chrg								0.00
General Journal	01/31/2018	180208		2/7/18 billing	480.01 · Resid...		238.00	-238.00
General Journal	02/28/2018	180307		3/7/18 billing	480.01 · Resid...		238.00	-476.00
General Journal	03/31/2018	180407		4/7/18 billing	480.01 · Resid...		238.00	-714.00
General Journal	04/30/2018	18043...			480.01 · Resid...		238.00	-952.00
General Journal	05/31/2018	18060...		06/07/2018 Bi...	480.01 · Resid...		238.00	-1,190.00
General Journal	06/30/2018	18070...		07/07/2018 Bi...	480.01 · Resid...		238.00	-1,428.00
General Journal	07/31/2018	18080...		08/07/2018 Bi...	480.01 · Resid...		238.00	-1,666.00
General Journal	08/31/2018	18090...		09/07/2018 Bi...	480.01 · Resid...		224.00	-1,890.00
General Journal	09/30/2018	18100...		10/07/2018 Bi...	480.01 · Resid...		224.00	-2,114.00
General Journal	10/31/2018	18110...		11/07/2018 Bi...	480.01 · Resid...		224.00	-2,338.00
General Journal	11/30/2018	18121...		12/07/2018 Bi...	480.01 · Resid...		224.00	-2,562.00
General Journal	12/31/2018	19010...		01/07/2019 Bi...	480.01 · Resid...		224.00	-2,786.00
Total 482.02 · Government Cust Chrg						0.00	2,786.00	-2,786.00

Navitas TN NG, LLC
General Ledger
As of December 31, 2018

Type	Date	Num	Name	Memo	Split	Debit	Credit	Balance
482.09 · Government PGA								0.00
General Journal	01/31/2018	180208		2/7/18 billing	480.01 · Resid...		14,440.36	-14,440.36
General Journal	02/28/2018	180307		3/7/18 billing	480.01 · Resid...		8,386.96	-22,827.32
General Journal	03/31/2018	180407		4/7/18 billing	480.01 · Resid...		11,687.92	-34,515.24
General Journal	04/30/2018	18043...			480.01 · Resid...		8,393.22	-42,908.46
General Journal	05/31/2018	18060...		06/07/2018 Bi...	480.01 · Resid...		3,355.08	-46,263.54
General Journal	06/30/2018	18070...		07/07/2018 Bi...	480.01 · Resid...		2,533.39	-48,796.93
General Journal	07/31/2018	18080...		08/07/2018 Bi...	480.01 · Resid...		2,244.53	-51,041.46
General Journal	08/31/2018	18090...		09/07/2018 Bi...	480.01 · Resid...		2,324.81	-53,366.27
General Journal	09/30/2018	18100...		10/07/2018 Bi...	480.01 · Resid...		2,542.44	-55,908.71
General Journal	10/31/2018	18110...		11/07/2018 Bi...	480.01 · Resid...		4,105.13	-60,013.84
General Journal	11/30/2018	18121...		12/07/2018 Bi...	480.01 · Resid...		13,114.02	-73,127.86
General Journal	12/31/2018	19010...		01/07/2019 Bi...	480.01 · Resid...		17,897.02	-91,024.88
Total 482.09 · Government PGA						0.00	91,024.88	-91,024.88
480 · Customer Classes - Other								0.00
Deposit	04/30/2018		Navitas TN NG LLC ...	81 Connect Fee	1125 · Checkin...		50.00	-50.00
Total 480 · Customer Classes - Other						0.00	50.00	-50.00
Total 480 · Customer Classes						195.69	776,018.48	-775,822.79
488.00 · Penalties & service charges								0.00
Deposit	01/04/2018		Navitas TN NG LLC ...	3 Connect Fee	1107 · Checkin...		50.00	-50.00
General Journal	01/04/2018	180103		Ret ck Ralph ...	1107 · Checkin...		50.00	-100.00
General Journal	01/08/2018	170419		Brandi Hackle...	1243 · Custom...		25.00	-125.00
General Journal	01/31/2018	180207		penalty calcul...	1243 · Custom...		1,564.56	-1,689.56
General Journal	02/28/2018	180307		penalty calcul...	1243 · Custom...		2,125.66	-3,815.22
General Journal	03/02/2018	180407		Justin Trett-R...	1243 · Custom...		25.00	-3,840.22
General Journal	03/02/2018	180408		Jellico Video-...	1243 · Custom...	9.00		-3,831.22
General Journal	03/05/2018	180403		Reverse Pena...	1243 · Custom...	49.80		-3,781.42
General Journal	03/05/2018	180404		Reverse Pena...	1243 · Custom...	6.55		-3,774.87
General Journal	03/05/2018	180405		Reverse Pena...	1243 · Custom...	13.46		-3,761.41
General Journal	03/05/2018	180406		Reverse Pena...	1243 · Custom...	17.04		-3,744.37
Deposit	03/08/2018		Navitas TN NG LLC ...	46 Connect Fee	1125 · Checkin...		50.00	-3,794.37
General Journal	03/12/2018	180409		Penalty Refun...	1243 · Custom...	18.46		-3,775.91
Deposit	03/15/2018		Navitas TN NG LLC ...	51 Connect Fee	1125 · Checkin...		50.00	-3,825.91
General Journal	03/22/2018	180322		Ret ck Barbar...	1107 · Checkin...		50.00	-3,875.91
General Journal	03/31/2018	180407		penalty calcul...	1243 · Custom...		2,488.99	-6,364.90
General Journal	04/27/2018	180333		Sue Maiden A...	1243 · Custom...		25.00	-6,389.90
General Journal	05/03/2018	180334		Appalachian ...	1243 · Custom...		25.00	-6,414.90
General Journal	05/07/2018	18050...		Penalty Calcu...	1243 · Custom...		2,665.79	-9,080.69
General Journal	05/23/2018	180523		Ret ck Charle...	1107 · Checkin...		50.00	-9,130.69
General Journal	05/29/2018	180529		Overdraft Ite...	1107 · Checkin...	0.00		-9,130.69
General Journal	05/31/2018	18060...		Penalty Calcu...	1243 · Custom...		831.08	-9,961.77
Deposit	06/26/2018		Navitas TN NG LLC ...	121 Connect ...	1125 · Checkin...		50.00	-10,011.77
General Journal	06/30/2018	18070...		Penalty Calcu...	1243 · Custom...		519.01	-10,530.78
General Journal	07/03/2018	180703		Returned ck - ...	1107 · Checkin...		50.00	-10,580.78
General Journal	07/12/2018	18071...		Dobson #301...	1243 · Custom...		50.00	-10,630.78

Navitas TN NG, LLC
General Ledger
As of December 31, 2018

Type	Date	Num	Name	Memo	Split	Debit	Credit	Balance
Deposit	07/17/2018		Navitas TN NG LLC ...	129 Connect ...	1125 · Checkin...		50.00	-10,680.78
General Journal	07/19/2018	18080...		Sara Barton A...	1243 · Custom...	1.55		-10,679.23
Deposit	07/27/2018		Navitas TN NG LLC ...	136 Connect ...	1125 · Checkin...		50.00	-10,729.23
Deposit	07/30/2018		Navitas TN NG LLC ...	137 Connect ...	1125 · Checkin...		50.00	-10,779.23
General Journal	07/31/2018	18080...		Penalty Calcu...	1243 · Custom...		512.93	-11,292.16
General Journal	08/07/2018	18080...		Eva Lay Acct ...	1243 · Custom...		25.00	-11,317.16
General Journal	08/31/2018	18090...		Penalty Calcu...	1243 · Custom...		262.51	-11,579.67
General Journal	09/18/2018	18100...		Jim Whitaker ...	1243 · Custom...		25.00	-11,604.67
Deposit	09/27/2018		Navitas TN NG LLC ...	179 Connect ...	1125 · Checkin...		50.00	-11,654.67
General Journal	09/30/2018	18100...		Penalty Calcu...	1243 · Custom...		333.64	-11,988.31
General Journal	10/15/2018	18103...		Darren Smith ...	2413 · Custom...		50.00	-12,038.31
Deposit	10/16/2018		Navitas TN NG LLC ...	187 Connect ...	1125 · Checkin...		50.00	-12,088.31
Deposit	10/25/2018		Navitas TN NG LLC ...	194 Connect ...	1125 · Checkin...		50.00	-12,138.31
Deposit	10/25/2018		Navitas TN NG LLC ...	194 Connect ...	1125 · Checkin...		50.00	-12,188.31
General Journal	10/25/2018	18110...		Reconnect Fe...	1243 · Custom...		75.00	-12,263.31
Deposit	10/26/2018		Navitas TN NG LLC ...	195 Connect ...	1125 · Checkin...		50.00	-12,313.31
Deposit	10/29/2018		National Star Mortga...	200 Connect ...	1125 · Checkin...		50.00	-12,363.31
General Journal	10/31/2018	18110...		Penalty Calcu...	1243 · Custom...		420.22	-12,783.53
Deposit	11/01/2018		Navitas TN NG LLC ...	200 Connect ...	1125 · Checkin...		50.00	-12,833.53
Deposit	11/06/2018		Navitas TN NG LLC ...	201 Connect ...	1107 · Checkin...		50.00	-12,883.53
Deposit	11/09/2018		Navitas TN NG LLC ...	200 Connect ...	1107 · Checkin...		50.00	-12,933.53
Deposit	11/16/2018		Navitas TN NG LLC ...	208 Connect ...	1107 · Checkin...		50.00	-12,983.53
Deposit	11/19/2018		Navitas TN NG LLC ...	209 Connect ...	1125 · Checkin...		50.00	-13,033.53
Deposit	11/19/2018		Navitas TN NG LLC ...	209 Connect ...	1125 · Checkin...		50.00	-13,083.53
General Journal	11/19/2018	18121...		Reconnect Fe...	1243 · Custom...		100.00	-13,183.53
General Journal	11/30/2018	18121...		Penalty Calcu...	1243 · Custom...		580.00	-13,763.53
Deposit	12/05/2018		Navitas TN NG LLC ...	Blake Rulher ...	1125 · Checkin...		50.00	-13,813.53
Deposit	12/14/2018		Navitas TN NG LLC ...	225 Connect ...	1107 · Checkin...		50.00	-13,863.53
Deposit	12/14/2018		Navitas TN NG LLC ...	225 COnnect ...	1125 · Checkin...		50.00	-13,913.53
Deposit	12/17/2018		Navitas TN NG LLC ...	226 Connect ...	1125 · Checkin...		50.00	-13,963.53
General Journal	12/31/2018	19010...		Penalty Calcu...	1243 · Custom...		1,379.63	-15,343.16
Total 488.00 · Penalties & service charges						115.86	15,459.02	-15,343.16
Revenue - Other								0.00
Total Revenue - Other								0.00
Total Revenue						33,826.55	841,309.50	-807,482.95
Cost of Goods Sold								0.00
5001 · Commodity purchase								0.00
Total 5001 · Commodity purchase								0.00
800 · Well Head Purchases								0.00
Total 800 · Well Head Purchases								0.00

Navitas TN NG, LLC
General Ledger
As of December 31, 2018

Type	Date	Num	Name	Memo	Split	Debit	Credit	Balance
804 · City Gate Purchases								0.00
Bill	01/31/2018	1801T...	Navitas Utility Corpo...	Brydstown/Fe...	2233 · Other	15,585.00		15,585.00
Bill	01/31/2018	1801T...	Navitas Utility Corpo...	Jellico	2233 · Other	26,857.00		42,442.00
Bill	02/28/2018	1802T...	Navitas Utility Corpo...	Brydstown/Fe...	2233 · Other	34,879.00		77,321.00
Bill	02/28/2018	1802T...	Navitas Utility Corpo...	Jellico	2233 · Other	31,272.00		108,593.00
Bill	03/31/2018	1803T...	Navitas Utility Corpo...	Brydstown/Fe...	2233 · Other	14,034.00		122,627.00
Bill	03/31/2018	1803T...	Navitas Utility Corpo...	Jellico	2233 · Other	19,853.00		142,480.00
Bill	04/30/2018	1804T...	Navitas Utility Corpo...	Brydstown/Fe...	2233 · Other	14,636.00		157,116.00
Bill	04/30/2018	1804T...	Navitas Utility Corpo...	Jellico	2233 · Other	16,655.00		173,771.00
Bill	05/31/2018	1805T...	Navitas Utility Corpo...	Brydstown/Fe...	2233 · Other	5,338.00		179,109.00
Bill	05/31/2018	1805T...	Navitas Utility Corpo...	Jellico	2233 · Other	11,883.00		190,992.00
Bill	06/30/2018	1806T...	Navitas Utility Corpo...	Brydstown/Fe...	2233 · Other	2,496.00		193,488.00
Bill	06/30/2018	1806T...	Navitas Utility Corpo...	Jellico	2233 · Other	4,398.00		197,886.00
Bill	07/31/2018	1807T...	Navitas Utility Corpo...	Brydstown/Fe...	2233 · Other	1,603.52		199,489.52
Bill	07/31/2018	1807T...	Navitas Utility Corpo...	Jellico	2233 · Other	3,677.10		203,166.62
Bill	08/31/2018	1808T...	Navitas Utility Corpo...	Brydstown/Fe...	2233 · Other	1,820.00		204,986.62
Bill	08/31/2018	1808T...	Navitas Utility Corpo...	Jellico	2233 · Other	3,677.10		208,663.72
Bill	09/30/2018	1809T...	Navitas Utility Corpo...	Brydstown/Fe...	2233 · Other	2,153.31		210,817.03
Bill	09/30/2018	1809T...	Navitas Utility Corpo...	Jellico	2233 · Other	3,534.30		214,351.33
Bill	10/31/2018	1810T...	Navitas Utility Corpo...	Brydstown/Fe...	2233 · Other	15,874.00		230,225.33
Bill	10/31/2018	1810T...	Navitas Utility Corpo...	Jellico	2233 · Other	3,365.00		233,590.33
Bill	11/30/2018	1811T...	Navitas Utility Corpo...	Brydstown/Fe...	2233 · Other	17,100.23		250,690.56
Bill	11/30/2018	1811T...	Navitas Utility Corpo...	Jellico	2233 · Other	7,699.93		258,390.49
Bill	12/31/2018	1812T...	Navitas Utility Corpo...	Brydstown/Fe...	2233 · Other	20,599.01		278,989.50
Bill	12/31/2018	1812T...	Navitas Utility Corpo...	Jellico	2233 · Other	19,282.32		298,271.82
Total 804 · City Gate Purchases						298,271.82	0.00	298,271.82
805 · Other Gas Purchases								0.00
Total 805 · Other Gas Purchases								0.00
812 · Gas used for Utility Operation								0.00
6496 · Customer Discounts								0.00
Total 6496 · Customer Discounts								0.00

Navitas TN NG, LLC
General Ledger
As of December 31, 2018

Type	Date	Num	Name	Memo	Split	Debit	Credit	Balance
812 · Gas used for Utility Operation - Other								0.00
General Journal	01/07/2018	180107		Jellico gas bill	1243 · Custom...	132.15		132.15
General Journal	02/07/2018	180209		Jellico gas bill	1243 · Custom...	192.15		324.30
General Journal	03/07/2018	180307		Jellico gas bill	1243 · Custom...	144.65		468.95
General Journal	04/07/2018	180407		Jellico gas bill	1243 · Custom...	126.62		595.57
General Journal	05/07/2018	180332		Jellico Gas Bill	1243 · Custom...	80.31		675.88
General Journal	06/07/2018	18060...		Jellico gas bill	1243 · Custom...	23.63		699.51
General Journal	07/07/2018	18070...		Jellico gas bill	1243 · Custom...	9.00		708.51
General Journal	08/07/2018	18080...		Jellico gas bill...	1243 · Custom...	9.00		717.51
General Journal	09/12/2018	18091...		Jellico gas bill	1243 · Custom...	9.00		726.51
General Journal	10/08/2018	18110...		Jellico gas bill	1243 · Custom...	9.00		735.51
General Journal	11/08/2018	18121...		Jellico gas bill	1243 · Custom...	24.33		759.84
General Journal	12/12/2018	19010...		Jellico gas bill	1243 · Custom...	118.50		878.34
Total 812 · Gas used for Utility Operation - Other						878.34	0.00	878.34
Total 812 · Gas used for Utility Operation						878.34	0.00	878.34
813 · Other Gas Supply								0.00
Total 813 · Other Gas Supply								0.00
Cost of Goods Sold - Other								0.00
Total Cost of Goods Sold - Other								0.00
Total Cost of Goods Sold						299,150.16	0.00	299,150.16
5098 · Deferred fuel cost								0.00
Total 5098 · Deferred fuel cost								0.00
Direct Costs								0.00
403 · Depreciation Expense								0.00
5999 · Depreciation								0.00
Total 5999 · Depreciation								0.00
403 · Depreciation Expense - Other								0.00
General Journal	01/31/2018	180131			1774 · A/D - M...	2,715.06		2,715.06
General Journal	02/28/2018	180228			1774 · A/D - M...	2,715.06		5,430.12
General Journal	03/31/2018	180331			1774 · A/D - M...	2,717.92		8,148.04
General Journal	04/30/2018	180430			1774 · A/D - M...	2,717.92		10,865.96
General Journal	05/31/2018	180531			1774 · A/D - M...	2,717.92		13,583.88
General Journal	06/30/2018	180630			1774 · A/D - M...	2,717.92		16,301.80
General Journal	07/31/2018	180731			1774 · A/D - M...	2,725.25		19,027.05
General Journal	08/31/2018	180831			1774 · A/D - M...	2,717.92		21,744.97
General Journal	09/30/2018	180930			1774 · A/D - M...	2,717.92		24,462.89
General Journal	10/31/2018	181031			1774 · A/D - M...	2,717.91		27,180.80

Navitas TN NG, LLC
General Ledger
As of December 31, 2018

Type	Date	Num	Name	Memo	Split	Debit	Credit	Balance
General Journal	11/30/2018	181130			1774 · A/D - M...	2,717.92		29,898.72
General Journal	12/31/2018	181231			1774 · A/D - M...	2,717.92		32,616.64
Total 403 · Depreciation Expense - Other						32,616.64	0.00	32,616.64
Total 403 · Depreciation Expense						32,616.64	0.00	32,616.64
407 · Other Amortization								0.00
6699 · Amortization								0.00
Total 6699 · Amortization								0.00
407 · Other Amortization - Other								0.00
General Journal	01/31/2018	180131			1774 · A/D - M...	2,478.28		2,478.28
General Journal	02/28/2018	180228			1774 · A/D - M...	2,220.92		4,699.20
General Journal	03/31/2018	180331			1774 · A/D - M...	2,022.13		6,721.33
General Journal	04/30/2018	180430			1774 · A/D - M...	2,001.08		8,722.41
General Journal	05/31/2018	180531			1774 · A/D - M...	2,001.08		10,723.49
General Journal	06/30/2018	180630			1774 · A/D - M...	1,985.98		12,709.47
General Journal	07/31/2018	180731			1774 · A/D - M...	1,985.07		14,694.54
General Journal	08/31/2018	180831			1774 · A/D - M...	1,985.98		16,680.52
General Journal	09/30/2018	180930			1774 · A/D - M...	1,985.98		18,666.50
General Journal	10/31/2018	181031			1774 · A/D - M...	1,985.97		20,652.47
General Journal	11/30/2018	181130			1774 · A/D - M...	1,985.98		22,638.45
General Journal	12/31/2018	181231			1774 · A/D - M...	1,985.98		24,624.43
Total 407 · Other Amortization - Other						24,624.43	0.00	24,624.43
Total 407 · Other Amortization						24,624.43	0.00	24,624.43
874 · Mains & Services								0.00
5928 · Field Service								0.00
5931 · Labor								0.00
Total 5931 · Labor								0.00
5932 · Equipment								0.00
Total 5932 · Equipment								0.00
5933 · Fuel Surcharge								0.00
Total 5933 · Fuel Surcharge								0.00
5928 · Field Service - Other								0.00
Total 5928 · Field Service - Other								0.00
Total 5928 · Field Service								0.00

Navitas TN NG, LLC
General Ledger
As of December 31, 2018

Type	Date	Num	Name	Memo	Split	Debit	Credit	Balance
874 · Mains & Services - Other								0.00
Bill	01/31/2018	1801T...	Navitas Utility Corpo...		2233 · Other	5,966.00		5,966.00
Bill	02/28/2018	1802T...	Navitas Utility Corpo...		2233 · Other	4,602.00		10,568.00
Bill	03/31/2018	1803T...	Navitas Utility Corpo...		2233 · Other	6,648.00		17,216.00
Bill	04/30/2018	1804T...	Navitas Utility Corpo...		2233 · Other	5,018.00		22,234.00
Bill	05/31/2018	1805T...	Navitas Utility Corpo...		2233 · Other	7,933.00		30,167.00
Bill	06/30/2018	1806T...	Navitas Utility Corpo...		2233 · Other	5,612.00		35,779.00
Bill	07/31/2018	1807T...	Navitas Utility Corpo...		2233 · Other	9,203.00		44,982.00
Bill	08/31/2018	1808T...	Navitas Utility Corpo...		2233 · Other	7,642.00		52,624.00
Bill	09/30/2018	1809T...	Navitas Utility Corpo...		2233 · Other	5,021.00		57,645.00
Bill	10/31/2018	1810T...	Navitas Utility Corpo...		2233 · Other	6,161.00		63,806.00
Bill	11/30/2018	1811T...	Navitas Utility Corpo...		2233 · Other	4,960.00		68,766.00
Bill	12/31/2018	1812T...	Navitas Utility Corpo...		2233 · Other	5,953.00		74,719.00
Total 874 · Mains & Services - Other						74,719.00	0.00	74,719.00
Total 874 · Mains & Services						74,719.00	0.00	74,719.00
887 · Maintenance of Mains								0.00
Bill	01/31/2018	1801T...	Navitas Utility Corpo...		2233 · Other	300.00		300.00
Bill	02/28/2018	1802T...	Navitas Utility Corpo...		2233 · Other	0.00		300.00
Bill	03/31/2018	1803T...	Navitas Utility Corpo...		2233 · Other	785.00		1,085.00
Bill	04/30/2018	1804T...	Navitas Utility Corpo...		2233 · Other	1,560.00		2,645.00
Bill	05/31/2018	1805T...	Navitas Utility Corpo...		2233 · Other	0.00		2,645.00
Bill	06/30/2018	1806T...	Navitas Utility Corpo...		2233 · Other	228.00		2,873.00
Bill	07/31/2018	1807T...	Navitas Utility Corpo...		2233 · Other	0.00		2,873.00
Bill	08/31/2018	1808T...	Navitas Utility Corpo...		2233 · Other	155.00		3,028.00
Bill	09/30/2018	1809T...	Navitas Utility Corpo...		2233 · Other	210.00		3,238.00
Bill	10/31/2018	1810T...	Navitas Utility Corpo...		2233 · Other	105.00		3,343.00
Bill	11/30/2018	1811T...	Navitas Utility Corpo...		2233 · Other	271.00		3,614.00
Bill	12/31/2018	1812T...	Navitas Utility Corpo...		2233 · Other	113.00		3,727.00
Total 887 · Maintenance of Mains						3,727.00	0.00	3,727.00
893 · Maintenance of Meters								0.00
5923 · NUC - Asset billing								0.00
Total 5923 · NUC - Asset billing								0.00

Navitas TN NG, LLC
General Ledger
As of December 31, 2018

Type	Date	Num	Name	Memo	Split	Debit	Credit	Balance
893 · Maintenance of Meters - Other								0.00
Bill	01/31/2018	1801T...	Navitas Utility Corpo...		2233 · Other	1,033.00		1,033.00
Bill	02/28/2018	1802T...	Navitas Utility Corpo...		2233 · Other	989.00		2,022.00
Bill	03/31/2018	1803T...	Navitas Utility Corpo...		2233 · Other	1,053.00		3,075.00
Bill	04/30/2018	1804T...	Navitas Utility Corpo...		2233 · Other	1,320.00		4,395.00
Bill	05/31/2018	1805T...	Navitas Utility Corpo...		2233 · Other	1,697.00		6,092.00
Bill	06/30/2018	1806T...	Navitas Utility Corpo...		2233 · Other	1,598.00		7,690.00
Bill	07/31/2018	1807T...	Navitas Utility Corpo...		2233 · Other	1,788.00		9,478.00
Bill	08/31/2018	1808T...	Navitas Utility Corpo...		2233 · Other	1,802.00		11,280.00
Bill	09/30/2018	1809T...	Navitas Utility Corpo...		2233 · Other	1,525.00		12,805.00
Bill	10/31/2018	1810T...	Navitas Utility Corpo...		2233 · Other	1,498.00		14,303.00
Bill	11/30/2018	1811T...	Navitas Utility Corpo...		2233 · Other	1,475.00		15,778.00
Bill	12/31/2018	1812T...	Navitas Utility Corpo...		2233 · Other	1,782.00		17,560.00
Total 893 · Maintenance of Meters - Other						17,560.00	0.00	17,560.00
Total 893 · Maintenance of Meters						17,560.00	0.00	17,560.00
894 · Maintenance of Other Equipment								0.00
Total 894 · Maintenance of Other Equipment								0.00
Direct Costs - Other								0.00
Total Direct Costs - Other								0.00
Total Direct Costs						153,247.07	0.00	153,247.07
Indirect Costs								0.00
903 · Customer Records & Collection								0.00
6320 · Bank fees								0.00
Total 6320 · Bank fees								0.00
6399 · Reconciliation Discrepancies								0.00
Total 6399 · Reconciliation Discrepancies								0.00
6410 · Lic, permit, member								0.00
Total 6410 · Lic, permit, member								0.00
6412 · Postage-billing								0.00
Total 6412 · Postage-billing								0.00

Navitas TN NG, LLC
General Ledger
As of December 31, 2018

Type	Date	Num	Name	Memo	Split	Debit	Credit	Balance
903 · Customer Records & Collection - Other								0.00
General Journal	01/02/2018	180102		BANKCARD ...	1107 · Checkin...	92.66		92.66
General Journal	01/04/2018	180103		Ret ck Ralph ...	1107 · Checkin...	7.00		99.66
General Journal	01/15/2018	180115		Loan orginatio...	2307 · LOC - B...	1,000.00		1,099.66
Check	01/31/2018			Service Charge	1125 · Checkin...	21.19		1,120.85
Bill	01/31/2018	1801T...	Navitas Utility Corpo...		2233 · Other	769.00		1,889.85
General Journal	02/02/2018	180202		BANKCARD ...	1107 · Checkin...	169.96		2,059.81
Check	02/28/2018			Service Charge	1125 · Checkin...	19.39		2,079.20
Bill	02/28/2018	1802T...	Navitas Utility Corpo...		2233 · Other	798.00		2,877.20
General Journal	03/02/2018	180302		BANKCARD ...	1107 · Checkin...	303.48		3,180.68
Bill	03/10/2018	PGA ...	Tennessee Public U...	Filing fee for ...	2233 · Other	25.00		3,205.68
General Journal	03/22/2018	180322		Ret ck Barbar...	1107 · Checkin...	7.00		3,212.68
Bill	03/28/2018	Repor...	Tennessee Secretar...	Tennessee L...	2233 · Other	300.00		3,512.68
Check	03/31/2018			Service Charge	1125 · Checkin...	20.86		3,533.54
Bill	03/31/2018	1803T...	Navitas Utility Corpo...		2233 · Other	794.00		4,327.54
General Journal	04/02/2018	180402		BANKCARD ...	1107 · Checkin...	309.97		4,637.51
Bill	04/25/2018	2017	Tennessee Departm...	2017 State Fr...	2203 · Taxes	1,296.00		5,933.51
Check	04/30/2018			Service Charge	1125 · Checkin...	22.31		5,955.82
Bill	04/30/2018	1804T...	Navitas Utility Corpo...		2233 · Other	1,034.00		6,989.82
General Journal	05/02/2018	180402		BANKCARD ...	1107 · Checkin...	155.23		7,145.05
General Journal	05/23/2018	180523		Ret ck Charle...	1107 · Checkin...	7.00		7,152.05
Check	05/25/2018			Service Charge	1125 · Checkin...	33.93		7,185.98
Bill	05/31/2018	1805T...	Navitas Utility Corpo...		2233 · Other	548.00		7,733.98
Check	05/31/2018			Service Charge	1125 · Checkin...	21.20		7,755.18
General Journal	06/04/2018	180604		BANKCARD ...	1107 · Checkin...	164.91		7,920.09
Check	06/29/2018			Service Charge	1125 · Checkin...	20.96		7,941.05
Bill	06/30/2018	1806T...	Navitas Utility Corpo...		2233 · Other	873.00		8,814.05
General Journal	07/02/2018	180702		BANKCARD ...	1107 · Checkin...	118.51		8,932.56
General Journal	07/03/2018	180703		Returned ck - ...	1107 · Checkin...	7.00		8,939.56
Check	07/31/2018			Service Charge	1125 · Checkin...	21.49		8,961.05
Bill	07/31/2018	1807T...	Navitas Utility Corpo...		2233 · Other	467.00		9,428.05
General Journal	08/02/2018	180802		BANKCARD ...	1107 · Checkin...	69.35		9,497.40
Check	08/31/2018	180831		Service Charge	1125 · Checkin...	19.54		9,516.94
Bill	08/31/2018	1808T...	Navitas Utility Corpo...		2233 · Other	931.00		10,447.94
General Journal	09/04/2018	180904		BANKCARD ...	1107 · Checkin...	64.96		10,512.90
Check	09/28/2018	180928		Service Charge	1125 · Checkin...	20.20		10,533.10
Bill	09/30/2018	1809T...	Navitas Utility Corpo...		2233 · Other	499.00		11,032.10
General Journal	10/02/2018	181002		BANKCARD ...	1107 · Checkin...	71.89		11,103.99
Check	10/31/2018	181031		Service Charge	1125 · Checkin...	21.05		11,125.04
Bill	10/31/2018	1810T...	Navitas Utility Corpo...		2233 · Other	588.00		11,713.04
General Journal	11/02/2018	181102		BANKCARD ...	1107 · Checkin...	80.85		11,793.89
Check	11/30/2018	181130		Service Charge	1125 · Checkin...	20.18		11,814.07
Bill	11/30/2018	1811T...	Navitas Utility Corpo...		2233 · Other	621.00		12,435.07
General Journal	12/03/2018	181203		BANKCARD ...	1107 · Checkin...	108.23		12,543.30

Navitas TN NG, LLC
General Ledger
As of December 31, 2018

Type	Date	Num	Name	Memo	Split	Debit	Credit	Balance
Check	12/31/2018	181231		Service Charge	1125 · Checkin...	21.67		12,564.97
Bill	12/31/2018	1812T...	Navitas Utility Corpo...		2233 · Other	415.00		12,979.97
Total 903 · Customer Records & Collection - Other						12,979.97	0.00	12,979.97
Total 903 · Customer Records & Collection						12,979.97	0.00	12,979.97
904 · Bad Debt								0.00
6495 · Bad debt								0.00
Total 6495 · Bad debt								0.00
904 · Bad Debt - Other								0.00
General Journal	08/23/2018	18083...		Write Off Bad...	1243 · Custom...	1,505.20		1,505.20
General Journal	11/09/2018	18121...		Write On Bad...	1243 · Custom...		95.66	1,409.54
Total 904 · Bad Debt - Other						1,505.20	95.66	1,409.54
Total 904 · Bad Debt						1,505.20	95.66	1,409.54
908 · Customer Assistance								0.00
5927 · Customer Service								0.00
Total 5927 · Customer Service								0.00
908 · Customer Assistance - Other								0.00
Bill	01/31/2018	1801T...	Navitas Utility Corpo...		2233 · Other	941.00		941.00
Bill	02/28/2018	1802T...	Navitas Utility Corpo...		2233 · Other	922.00		1,863.00
Bill	03/31/2018	1803T...	Navitas Utility Corpo...		2233 · Other	947.00		2,810.00
Bill	04/30/2018	1804T...	Navitas Utility Corpo...		2233 · Other	911.00		3,721.00
Bill	05/31/2018	1805T...	Navitas Utility Corpo...		2233 · Other	1,361.00		5,082.00
Bill	06/30/2018	1806T...	Navitas Utility Corpo...		2233 · Other	922.00		6,004.00
Bill	07/31/2018	1807T...	Navitas Utility Corpo...		2233 · Other	1,453.00		7,457.00
Bill	08/31/2018	1808T...	Navitas Utility Corpo...		2233 · Other	1,365.00		8,822.00
Bill	09/30/2018	1809T...	Navitas Utility Corpo...		2233 · Other	925.00		9,747.00
Bill	10/31/2018	1810T...	Navitas Utility Corpo...		2233 · Other	927.00		10,674.00
Bill	11/30/2018	1811T...	Navitas Utility Corpo...		2233 · Other	927.00		11,601.00
Bill	12/31/2018	1812T...	Navitas Utility Corpo...		2233 · Other	925.00		12,526.00
Total 908 · Customer Assistance - Other						12,526.00	0.00	12,526.00
Total 908 · Customer Assistance						12,526.00	0.00	12,526.00
909 · Information Advertising								0.00
6460 · Company promotions								0.00
Total 6460 · Company promotions								0.00
909 · Information Advertising - Other								0.00
Total 909 · Information Advertising - Other								0.00
Total 909 · Information Advertising								0.00

Navitas TN NG, LLC
General Ledger
As of December 31, 2018

Type	Date	Num	Name	Memo	Split	Debit	Credit	Balance
920 · Administration & Gen Sales								0.00
5921 · NUC - Operations								0.00
Total 5921 · NUC - Operations								0.00
5926 · Administration								0.00
Total 5926 · Administration								0.00
920 · Administration & Gen Sales - Other								0.00
Bill	01/31/2018	1801T...	Navitas Utility Corpo...		2233 · Other	8,273.00		8,273.00
Bill	02/28/2018	1802T...	Navitas Utility Corpo...		2233 · Other	7,920.00		16,193.00
Bill	03/31/2018	1803T...	Navitas Utility Corpo...		2233 · Other	7,641.00		23,834.00
Bill	04/30/2018	1804T...	Navitas Utility Corpo...		2233 · Other	8,195.00		32,029.00
Bill	05/31/2018	1805T...	Navitas Utility Corpo...		2233 · Other	8,258.00		40,287.00
Bill	06/30/2018	1806T...	Navitas Utility Corpo...		2233 · Other	8,248.00		48,535.00
Bill	07/31/2018	1807T...	Navitas Utility Corpo...		2233 · Other	7,487.00		56,022.00
Bill	08/31/2018	1808T...	Navitas Utility Corpo...		2233 · Other	7,742.00		63,764.00
Bill	09/30/2018	1809T...	Navitas Utility Corpo...		2233 · Other	8,199.00		71,963.00
Bill	10/31/2018	1810T...	Navitas Utility Corpo...		2233 · Other	7,989.00		79,952.00
Bill	10/31/2018	1810T...	Navitas Utility Corpo...		2233 · Other	18.00		79,970.00
Bill	11/30/2018	1811T...	Navitas Utility Corpo...		2233 · Other	7,946.00		87,916.00
Bill	12/31/2018	1812T...	Navitas Utility Corpo...		2233 · Other	8,262.00		96,178.00
Total 920 · Administration & Gen Sales - Other						96,178.00	0.00	96,178.00
Total 920 · Administration & Gen Sales						96,178.00	0.00	96,178.00
921 · Office Supplies								0.00
6200 · Office Expenses								0.00
Total 6200 · Office Expenses								0.00
921 · Office Supplies - Other								0.00
Bill	01/31/2018	1801T...	Navitas Utility Corpo...		2233 · Other	2,575.00		2,575.00
Bill	02/28/2018	1802T...	Navitas Utility Corpo...		2233 · Other	3,042.00		5,617.00
Bill	03/31/2018	1803T...	Navitas Utility Corpo...		2233 · Other	2,826.00		8,443.00
Bill	04/30/2018	1804T...	Navitas Utility Corpo...		2233 · Other	2,386.00		10,829.00
Bill	05/31/2018	1805T...	Navitas Utility Corpo...		2233 · Other	2,818.00		13,647.00
Bill	06/30/2018	1806T...	Navitas Utility Corpo...		2233 · Other	2,909.00		16,556.00
Bill	07/31/2018	1807T...	Navitas Utility Corpo...		2233 · Other	2,315.00		18,871.00
Bill	08/31/2018	1808T...	Navitas Utility Corpo...		2233 · Other	2,487.00		21,358.00
Bill	09/30/2018	1809T...	Navitas Utility Corpo...		2233 · Other	2,197.00		23,555.00
Bill	10/31/2018	1810T...	Navitas Utility Corpo...		2233 · Other	2,588.00		26,143.00
Bill	11/30/2018	1811T...	Navitas Utility Corpo...		2233 · Other	2,882.00		29,025.00
Bill	12/31/2018	1812T...	Navitas Utility Corpo...		2233 · Other	3,244.00		32,269.00
Total 921 · Office Supplies - Other						32,269.00	0.00	32,269.00
Total 921 · Office Supplies						32,269.00	0.00	32,269.00

Navitas TN NG, LLC
General Ledger
As of December 31, 2018

Type	Date	Num	Name	Memo	Split	Debit	Credit	Balance
923 · Outside Services								0.00
6300 · Acct								0.00
Total 6300 · Acct								0.00
6310 · Accounting, consultation								0.00
Total 6310 · Accounting, consultation								0.00
6420 · Tax consult & filing								0.00
Total 6420 · Tax consult & filing								0.00
6425 · Legal								0.00
Total 6425 · Legal								0.00
923 · Outside Services - Other								0.00
Bill	01/31/2018	1801T...	Navitas Utility Corpo...		2233 · Other	4,433.00		4,433.00
Bill	02/28/2018	1802T...	Navitas Utility Corpo...		2233 · Other	3,377.00		7,810.00
Bill	03/31/2018	1803T...	Navitas Utility Corpo...		2233 · Other	3,387.00		11,197.00
Bill	04/30/2018	1804T...	Navitas Utility Corpo...		2233 · Other	2,350.00		13,547.00
Bill	05/31/2018	1805T...	Navitas Utility Corpo...		2233 · Other	3,348.00		16,895.00
Bill	06/30/2018	1806T...	Navitas Utility Corpo...		2233 · Other	3,746.00		20,641.00
Bill	07/31/2018	1807T...	Navitas Utility Corpo...		2233 · Other	2,882.00		23,523.00
Bill	08/31/2018	1808T...	Navitas Utility Corpo...		2233 · Other	2,928.00		26,451.00
Bill	09/30/2018	1809T...	Navitas Utility Corpo...		2233 · Other	3,400.00		29,851.00
Bill	10/31/2018	1810T...	Navitas Utility Corpo...		2233 · Other	3,196.00		33,047.00
Bill	11/30/2018	1811T...	Navitas Utility Corpo...		2233 · Other	2,745.00		35,792.00
Bill	12/31/2018	1812T...	Navitas Utility Corpo...		2233 · Other	3,193.00		38,985.00
Total 923 · Outside Services - Other						38,985.00	0.00	38,985.00
Total 923 · Outside Services						38,985.00	0.00	38,985.00
924 · Insurance								0.00
6440 · Bonds & insurance								0.00
Total 6440 · Bonds & insurance								0.00

Navitas TN NG, LLC
General Ledger
As of December 31, 2018

Type	Date	Num	Name	Memo	Split	Debit	Credit	Balance
924 · Insurance - Other								0.00
Check	01/10/2018	ACH	KOC- Insurance	Policy Numbe...	1107 · Checkin...	193.67		193.67
Bill	01/31/2018	1801T...	Navitas Utility Corpo...		2233 · Other	1,359.00		1,552.67
Check	02/12/2018	ACH	KOC- Insurance	Policy Numbe...	1107 · Checkin...	193.67		1,746.34
Bill	02/28/2018	1802T...	Navitas Utility Corpo...		2233 · Other	1,292.00		3,038.34
Check	03/10/2018	ACH	KOC- Insurance	Policy Numbe...	1107 · Checkin...	193.67		3,232.01
Bill	03/31/2018	1803T...	Navitas Utility Corpo...		2233 · Other	1,390.00		4,622.01
Check	04/10/2018	ACH	KOC- Insurance	Policy Numbe...	1107 · Checkin...	193.67		4,815.68
Bill	04/30/2018	1804T...	Navitas Utility Corpo...		2233 · Other	1,415.00		6,230.68
Check	05/10/2018	ACH	KOC- Insurance	Policy Numbe...	1107 · Checkin...	193.67		6,424.35
Bill	05/31/2018	1805T...	Navitas Utility Corpo...		2233 · Other	1,290.00		7,714.35
Check	06/10/2018	ACH	KOC- Insurance	Policy Numbe...	1107 · Checkin...	198.00		7,912.35
Bill	06/30/2018	1806T...	Navitas Utility Corpo...		2233 · Other	1,568.00		9,480.35
Bill	07/06/2018	180706	Mass Mutual Financi...	Insurance	2233 · Other	4,620.00		14,100.35
Check	07/10/2018	ACH	KOC- Insurance	Policy Numbe...	1107 · Checkin...	198.00		14,298.35
Bill	07/31/2018	1807T...	Navitas Utility Corpo...		2233 · Other	1,355.00		15,653.35
Check	08/10/2018	ACH	KOC- Insurance	Policy Numbe...	1107 · Checkin...	198.00		15,851.35
Bill	08/31/2018	1808T...	Navitas Utility Corpo...		2233 · Other	1,350.00		17,201.35
Check	09/10/2018	ACH	KOC- Insurance	Policy Numbe...	1107 · Checkin...	198.00		17,399.35
Bill	09/30/2018	1809T...	Navitas Utility Corpo...		2233 · Other	1,306.00		18,705.35
Check	10/10/2018	ACH	KOC- Insurance	Policy Numbe...	1107 · Checkin...	198.00		18,903.35
Bill	10/31/2018	1810T...	Navitas Utility Corpo...		2233 · Other	1,293.00		20,196.35
Check	11/13/2018	ACH	KOC- Insurance	Policy Numbe...	1107 · Checkin...	198.00		20,394.35
Bill	11/30/2018	1811T...	Navitas Utility Corpo...		2233 · Other	1,340.00		21,734.35
Check	12/10/2018	ACH	KOC- Insurance	Policy Numbe...	1107 · Checkin...	198.00		21,932.35
Bill	12/31/2018	1812T...	Navitas Utility Corpo...		2233 · Other	1,350.00		23,282.35
Total 924 · Insurance - Other						23,282.35	0.00	23,282.35
Total 924 · Insurance						23,282.35	0.00	23,282.35
925 · I/D - Safety & Security								0.00
Bill	01/31/2018	1801T...	Navitas Utility Corpo...		2233 · Other	105.00		105.00
Bill	02/28/2018	1802T...	Navitas Utility Corpo...		2233 · Other	97.00		202.00
Bill	03/31/2018	1803T...	Navitas Utility Corpo...		2233 · Other	2,167.00		2,369.00
Bill	04/30/2018	1804T...	Navitas Utility Corpo...		2233 · Other	5.00		2,374.00
Bill	05/31/2018	1805T...	Navitas Utility Corpo...		2233 · Other	426.00		2,800.00
Bill	06/30/2018	1806T...	Navitas Utility Corpo...		2233 · Other	1,184.00		3,984.00
Bill	07/31/2018	1807T...	Navitas Utility Corpo...		2233 · Other	389.00		4,373.00
Bill	08/31/2018	1808T...	Navitas Utility Corpo...		2233 · Other	432.00		4,805.00
Bill	09/30/2018	1809T...	Navitas Utility Corpo...		2233 · Other	424.00		5,229.00
Bill	10/31/2018	1810T...	Navitas Utility Corpo...		2233 · Other	284.00		5,513.00
Bill	11/30/2018	1811T...	Navitas Utility Corpo...		2233 · Other	738.00		6,251.00
Bill	12/31/2018	1812T...	Navitas Utility Corpo...		2233 · Other	689.00		6,940.00
Total 925 · I/D - Safety & Security						6,940.00	0.00	6,940.00

Navitas TN NG, LLC
General Ledger
As of December 31, 2018

Type	Date	Num	Name	Memo	Split	Debit	Credit	Balance
926 · Employee Benefits								0.00
Bill	01/31/2018	1801T...	Navitas Utility Corpo...		2233 · Other	4,031.00		4,031.00
Bill	02/28/2018	1802T...	Navitas Utility Corpo...		2233 · Other	4,567.00		8,598.00
Bill	03/31/2018	1803T...	Navitas Utility Corpo...		2233 · Other	4,293.00		12,891.00
Bill	04/30/2018	1804T...	Navitas Utility Corpo...		2233 · Other	3,971.00		16,862.00
Bill	05/31/2018	1805T...	Navitas Utility Corpo...		2233 · Other	3,970.00		20,832.00
Bill	06/30/2018	1806T...	Navitas Utility Corpo...		2233 · Other	3,951.00		24,783.00
Bill	07/31/2018	1807T...	Navitas Utility Corpo...		2233 · Other	3,992.00		28,775.00
Bill	08/31/2018	1808T...	Navitas Utility Corpo...		2233 · Other	3,990.00		32,765.00
Bill	09/30/2018	1809T...	Navitas Utility Corpo...		2233 · Other	3,270.00		36,035.00
Bill	10/31/2018	1810T...	Navitas Utility Corpo...		2233 · Other	3,555.00		39,590.00
Bill	11/30/2018	1811T...	Navitas Utility Corpo...		2233 · Other	3,260.00		42,850.00
Bill	12/31/2018	1812T...	Navitas Utility Corpo...		2233 · Other	3,260.00		46,110.00
Total 926 · Employee Benefits						46,110.00	0.00	46,110.00
928 · Regulatory Commission Expense								0.00
General Journal	01/31/2018	180131		Monthly TRA ...	1401 · Prepaid...	227.00		227.00
General Journal	02/28/2018	180228		Monthly TRA ...	1401 · Prepaid...	188.11		415.11
General Journal	03/31/2018	180331		Monthly TRA ...	1401 · Prepaid...	232.00		647.11
General Journal	04/30/2018	180430		Monthly TRA ...	1401 · Prepaid...	232.00		879.11
General Journal	05/31/2018	180531		Monthly TRA ...	1401 · Prepaid...	232.00		1,111.11
General Journal	06/30/2018	180630		Monthly TRA ...	1401 · Prepaid...	232.00		1,343.11
Total 928 · Regulatory Commission Expense						1,343.11	0.00	1,343.11
930 · Misc General Expense								0.00
Bill	11/30/2018	1811T...	Navitas Utility Corpo...		2233 · Other	0.00		0.00
Bill	12/31/2018	1812T...	Navitas Utility Corpo...		2233 · Other	0.00		0.00
Total 930 · Misc General Expense						0.00	0.00	0.00
931 · Rents								0.00
Bill	01/01/2018	1801T...	Fort Cobb Fuel Auth...	January Eakly...	2233 · Other	394.00		394.00
Bill	01/01/2018	1801T...	Navitas Assets LLC	Jan Rent for ...	2233 · Other	872.00		1,266.00
Bill	01/31/2018	1801T...	Navitas Utility Corpo...		2233 · Other	208.00		1,474.00
Bill	01/31/2018	1801T...	Navitas Utility Corpo...	Pickups	2233 · Other	487.00		1,961.00
Bill	01/31/2018	1801T...	Navitas Utility Corpo...	Tools & Equip...	2233 · Other	374.00		2,335.00
Bill	01/31/2018	1801T...	Navitas Utility Corpo...	Office Equipm...	2233 · Other	422.00		2,757.00
Bill	01/31/2018	1801T...	Navitas Utility Corpo...	Meters	2233 · Other	993.00		3,750.00
Bill	02/01/2018	1802T...	Fort Cobb Fuel Auth...	February Eakl...	2233 · Other	394.00		4,144.00
Bill	02/01/2018	1802T...	Navitas Assets LLC	Feb Rent for ...	2233 · Other	872.00		5,016.00
Bill	02/28/2018	1802T...	Navitas Utility Corpo...		2233 · Other	166.00		5,182.00
Bill	02/28/2018	1802T...	Navitas Utility Corpo...	Pickups	2233 · Other	487.00		5,669.00
Bill	02/28/2018	1802T...	Navitas Utility Corpo...	Tools & Equip...	2233 · Other	374.00		6,043.00
Bill	02/28/2018	1802T...	Navitas Utility Corpo...	Office Equipm...	2233 · Other	422.00		6,465.00
Bill	02/28/2018	1802T...	Navitas Utility Corpo...	Meters	2233 · Other	993.00		7,458.00
Bill	03/01/2018	1803T...	Fort Cobb Fuel Auth...	March Eakly ...	2233 · Other	394.00		7,852.00
Bill	03/01/2018	1803T...	Navitas Assets LLC	Mar Rent for ...	2233 · Other	872.00		8,724.00
Bill	03/31/2018	1803T...	Navitas Utility Corpo...		2233 · Other	102.00		8,826.00

Navitas TN NG, LLC
General Ledger
As of December 31, 2018

Type	Date	Num	Name	Memo	Split	Debit	Credit	Balance
Bill	03/31/2018	1803T...	Navitas Utility Corpo...	Pickups	2233 · Other	487.00		9,313.00
Bill	03/31/2018	1803T...	Navitas Utility Corpo...	Tools & Equip...	2233 · Other	374.00		9,687.00
Bill	03/31/2018	1803T...	Navitas Utility Corpo...	Office Equipm...	2233 · Other	422.00		10,109.00
Bill	03/31/2018	1803T...	Navitas Utility Corpo...	Meters	2233 · Other	993.00		11,102.00
Bill	04/01/2018	1804T...	Fort Cobb Fuel Auth...	April Eakly Of...	2233 · Other	394.00		11,496.00
Bill	04/01/2018	1804T...	Navitas Assets LLC	Apr Rent for ...	2233 · Other	872.00		12,368.00
Bill	04/30/2018	1804T...	Navitas Utility Corpo...		2233 · Other	30.00		12,398.00
Bill	04/30/2018	1804T...	Navitas Utility Corpo...	Pickups	2233 · Other	487.00		12,885.00
Bill	04/30/2018	1804T...	Navitas Utility Corpo...	Tools & Equip...	2233 · Other	374.00		13,259.00
Bill	04/30/2018	1804T...	Navitas Utility Corpo...	Office Equipm...	2233 · Other	422.00		13,681.00
Bill	04/30/2018	1804T...	Navitas Utility Corpo...	Meters	2233 · Other	993.00		14,674.00
Bill	05/01/2018	1805T...	Navitas Assets LLC	May Rent for ...	2233 · Other	872.00		15,546.00
Bill	05/01/2018	1805T...	Fort Cobb Fuel Auth...	May Eakly Off...	2233 · Other	394.00		15,940.00
Bill	05/31/2018	1805T...	Navitas Utility Corpo...		2233 · Other	161.00		16,101.00
Bill	05/31/2018	1805T...	Navitas Utility Corpo...	Pickups	2233 · Other	487.00		16,588.00
Bill	05/31/2018	1805T...	Navitas Utility Corpo...	Tools & Equip...	2233 · Other	374.00		16,962.00
Bill	05/31/2018	1805T...	Navitas Utility Corpo...	Office Equipm...	2233 · Other	422.00		17,384.00
Bill	05/31/2018	1805T...	Navitas Utility Corpo...	Meters	2233 · Other	993.00		18,377.00
Bill	06/01/2018	1806T...	Navitas Assets LLC	June Rent for ...	2233 · Other	872.00		19,249.00
Bill	06/01/2018	1806T...	Fort Cobb Fuel Auth...	June Eakly Of...	2233 · Other	394.00		19,643.00
Bill	06/30/2018	1806T...	Navitas Utility Corpo...		2233 · Other	197.00		19,840.00
Bill	06/30/2018	1806T...	Navitas Utility Corpo...	Pickups	2233 · Other	487.00		20,327.00
Bill	06/30/2018	1806T...	Navitas Utility Corpo...	Tools & Equip...	2233 · Other	374.00		20,701.00
Bill	06/30/2018	1806T...	Navitas Utility Corpo...	Office Equipm...	2233 · Other	422.00		21,123.00
Bill	06/30/2018	1806T...	Navitas Utility Corpo...	Meters	2233 · Other	993.00		22,116.00
Bill	07/01/2018	1807T...	Navitas Assets LLC	July Rent for ...	2233 · Other	872.00		22,988.00
Bill	07/01/2018	1807T...	Fort Cobb Fuel Auth...	Jul Eakly Offi...	2233 · Other	394.00		23,382.00
Bill	07/31/2018	1807T...	Navitas Utility Corpo...		2233 · Other	35.00		23,417.00
Bill	07/31/2018	1807T...	Navitas Utility Corpo...	Pickups	2233 · Other	487.00		23,904.00
Bill	07/31/2018	1807T...	Navitas Utility Corpo...	Tools & Equip...	2233 · Other	374.00		24,278.00
Bill	07/31/2018	1807T...	Navitas Utility Corpo...	Office Equipm...	2233 · Other	422.00		24,700.00
Bill	07/31/2018	1807T...	Navitas Utility Corpo...	Meters	2233 · Other	993.00		25,693.00
Bill	08/01/2018	1808T...	Navitas Assets LLC	August Rent f...	2233 · Other	872.00		26,565.00
Bill	08/01/2018	1808T...	Fort Cobb Fuel Auth...	Aug Eakly Off...	2233 · Other	394.00		26,959.00
Bill	08/31/2018	1808T...	Navitas Utility Corpo...		2233 · Other	84.00		27,043.00
Bill	08/31/2018	1808T...	Navitas Utility Corpo...	Pickups	2233 · Other	487.00		27,530.00
Bill	08/31/2018	1808T...	Navitas Utility Corpo...	Tools & Equip...	2233 · Other	374.00		27,904.00
Bill	08/31/2018	1808T...	Navitas Utility Corpo...	Office Equipm...	2233 · Other	422.00		28,326.00
Bill	08/31/2018	1808T...	Navitas Utility Corpo...	Meters	2233 · Other	993.00		29,319.00
Bill	09/01/2018	1809T...	Navitas Assets LLC	September R...	2233 · Other	872.00		30,191.00
Bill	09/01/2018	1809T...	Fort Cobb Fuel Auth...	Sep Eakly Off...	2233 · Other	394.00		30,585.00
Bill	09/30/2018	1809T...	Navitas Utility Corpo...		2233 · Other	143.00		30,728.00
Bill	09/30/2018	1809T...	Navitas Utility Corpo...	Pickups	2233 · Other	487.00		31,215.00
Bill	09/30/2018	1809T...	Navitas Utility Corpo...	Tools & Equip...	2233 · Other	374.00		31,589.00
Bill	09/30/2018	1809T...	Navitas Utility Corpo...	Office Equipm...	2233 · Other	422.00		32,011.00
Bill	09/30/2018	1809T...	Navitas Utility Corpo...	Meters	2233 · Other	993.00		33,004.00
Bill	10/01/2018	1810T...	Navitas Assets LLC	October Rent ...	2233 · Other	872.00		33,876.00
Bill	10/01/2018	1810T...	Fort Cobb Fuel Auth...	Oct Eakly Offi...	2233 · Other	394.00		34,270.00
Bill	10/31/2018	1810T...	Navitas Utility Corpo...		2233 · Other	98.00		34,368.00

Navitas TN NG, LLC
General Ledger
As of December 31, 2018

Type	Date	Num	Name	Memo	Split	Debit	Credit	Balance
Bill	10/31/2018	1810T...	Navitas Utility Corpo...	Pickups	2233 · Other	487.00		34,855.00
Bill	10/31/2018	1810T...	Navitas Utility Corpo...	Tools & Equip...	2233 · Other	374.00		35,229.00
Bill	10/31/2018	1810T...	Navitas Utility Corpo...	Office Equipm...	2233 · Other	422.00		35,651.00
Bill	10/31/2018	1810T...	Navitas Utility Corpo...	Meters	2233 · Other	993.00		36,644.00
Bill	11/01/2018	1811T...	Navitas Assets LLC	November Re...	2233 · Other	872.00		37,516.00
Bill	11/01/2018	1811T...	Fort Cobb Fuel Auth...	Nov Eakly Off...	2233 · Other	394.00		37,910.00
Bill	11/30/2018	1811T...	Navitas Utility Corpo...		2233 · Other	75.00		37,985.00
Bill	11/30/2018	1811T...	Navitas Utility Corpo...	Pickups	2233 · Other	487.00		38,472.00
Bill	11/30/2018	1811T...	Navitas Utility Corpo...	Tools & Equip...	2233 · Other	374.00		38,846.00
Bill	11/30/2018	1811T...	Navitas Utility Corpo...	Office Equipm...	2233 · Other	422.00		39,268.00
Bill	11/30/2018	1811T...	Navitas Utility Corpo...	Meters	2233 · Other	993.00		40,261.00
Bill	12/01/2018	1812T...	Navitas Assets LLC	December Re...	2233 · Other	872.00		41,133.00
Bill	12/01/2018	1812T...	Fort Cobb Fuel Auth...	Dec Eakly Off...	2233 · Other	394.00		41,527.00
Bill	12/31/2018	1812T...	Navitas Utility Corpo...		2233 · Other	145.00		41,672.00
Bill	12/31/2018	1812T...	Navitas Utility Corpo...	Pickups	2233 · Other	487.00		42,159.00
Bill	12/31/2018	1812T...	Navitas Utility Corpo...	Tools & Equip...	2233 · Other	374.00		42,533.00
Bill	12/31/2018	1812T...	Navitas Utility Corpo...	Office Equipm...	2233 · Other	422.00		42,955.00
Bill	12/31/2018	1812T...	Navitas Utility Corpo...	Meters	2233 · Other	993.00		43,948.00
Total 931 · Rents						43,948.00	0.00	43,948.00
932 · Maintenance of General Plant								0.00
6220 · Facilities								0.00
Total 6220 · Facilities								0.00
932 · Maintenance of General Plant - Other								0.00
Bill	01/31/2018	1801T...	Navitas Utility Corpo...		2233 · Other	71.00		71.00
Bill	02/28/2018	1802T...	Navitas Utility Corpo...		2233 · Other	105.00		176.00
Bill	03/31/2018	1803T...	Navitas Utility Corpo...		2233 · Other	144.00		320.00
Bill	04/30/2018	1804T...	Navitas Utility Corpo...		2233 · Other	54.00		374.00
Bill	05/31/2018	1805T...	Navitas Utility Corpo...		2233 · Other	96.00		470.00
Bill	06/30/2018	1806T...	Navitas Utility Corpo...		2233 · Other	76.00		546.00
Bill	07/31/2018	1807T...	Navitas Utility Corpo...		2233 · Other	48.00		594.00
Bill	08/31/2018	1808T...	Navitas Utility Corpo...		2233 · Other	54.00		648.00
Bill	09/30/2018	1809T...	Navitas Utility Corpo...		2233 · Other	55.00		703.00
Bill	10/31/2018	1810T...	Navitas Utility Corpo...		2233 · Other	337.00		1,040.00
Bill	11/30/2018	1811T...	Navitas Utility Corpo...		2233 · Other	32.00		1,072.00
Bill	12/31/2018	1812T...	Navitas Utility Corpo...		2233 · Other	55.00		1,127.00
Total 932 · Maintenance of General Plant - Other						1,127.00	0.00	1,127.00
Total 932 · Maintenance of General Plant						1,127.00	0.00	1,127.00
Indirect Costs - Other								0.00
Total Indirect Costs - Other								0.00
Total Indirect Costs						317,193.63	95.66	317,097.97

Navitas TN NG, LLC
General Ledger
As of December 31, 2018

Type	Date	Num	Name	Memo	Split	Debit	Credit	Balance
6000 · O/H								0.00
6210 · Payroll Expenses								0.00
Total 6210 · Payroll Expenses								0.00
6400 · Biz exps								0.00
Total 6400 · Biz exps								0.00
6000 · O/H - Other								0.00
Total 6000 · O/H - Other								0.00
Total 6000 · O/H								0.00
66000 · Payroll Expenses								0.00
Total 66000 · Payroll Expenses								0.00
Other Income								0.00
417 · Revenue non-utility operation								0.00
6710 · Other income pre 2013								0.00
Total 6710 · Other income pre 2013								0.00
6711 · Sales Tax Discounts								0.00
Total 6711 · Sales Tax Discounts								0.00
417 · Revenue non-utility operation - Other								0.00
Total 417 · Revenue non-utility operation - Other								0.00
Total 417 · Revenue non-utility operation								0.00
419 · Interest Income								0.00
6810 · Interest income pre 2013								0.00
Total 6810 · Interest income pre 2013								0.00
419 · Interest Income - Other								0.00
Total 419 · Interest Income - Other								0.00
Total 419 · Interest Income								0.00
Other Income - Other								0.00
Total Other Income - Other								0.00
Total Other Income								0.00
Other Expense								0.00
408 · Ad-Valorem Tax								0.00
6408 · Advalorem Tax Exp								0.00
Total 6408 · Advalorem Tax Exp								0.00

Navitas TN NG, LLC
General Ledger
As of December 31, 2018

Type	Date	Num	Name	Memo	Split	Debit	Credit	Balance
408 · Ad-Valorem Tax - Other								0.00
General Journal	01/31/2018	180131		Ad-Valorem T...	2402 · Advalor...	1,203.00		1,203.00
General Journal	02/28/2018	180228		Ad-Valorem T...	2402 · Advalor...	1,203.00		2,406.00
General Journal	03/31/2018	180331		Ad-Valorem T...	2402 · Advalor...	1,203.00		3,609.00
General Journal	04/30/2018	180430		Ad-Valorem T...	2402 · Advalor...	1,203.00		4,812.00
General Journal	05/31/2018	180531		Ad-Valorem T...	2402 · Advalor...	1,203.00		6,015.00
General Journal	06/30/2018	180630		Ad-Valorem T...	2402 · Advalor...	1,203.00		7,218.00
General Journal	07/31/2018	180730		Ad-Valorem T...	2402 · Advalor...	1,203.00		8,421.00
General Journal	08/31/2018	180830		Ad-Valorem T...	2402 · Advalor...	1,203.00		9,624.00
General Journal	09/30/2018	180930		Ad-Valorem T...	2402 · Advalor...	1,203.00		10,827.00
General Journal	10/30/2018	181030		Ad-Valorem T...	2402 · Advalor...	1,203.00		12,030.00
General Journal	11/30/2018	181130		Ad-Valorem T...	2402 · Advalor...	1,203.00		13,233.00
General Journal	12/31/2018	181231		Ad-Valorem T...	2402 · Advalor...	1,203.00		14,436.00
General Journal	12/31/2018	181231		Release 2018...	2402 · Advalor...		1,588.75	12,847.25
Total 408 · Ad-Valorem Tax - Other						14,436.00	1,588.75	12,847.25
Total 408 · Ad-Valorem Tax						14,436.00	1,588.75	12,847.25
409 · Income Tax								0.00
6900 · Corporate income tax								0.00
Total 6900 · Corporate income tax								0.00
409 · Income Tax - Other								0.00
Total 409 · Income Tax - Other								0.00
Total 409 · Income Tax								0.00
427 · Interest Expense								0.00
6860 · Interest expense								0.00
Total 6860 · Interest expense								0.00
6861 · Interest-Meter Deposits								0.00
Total 6861 · Interest-Meter Deposits								0.00

Navitas TN NG, LLC
General Ledger
As of December 31, 2018

Type	Date	Num	Name	Memo	Split	Debit	Credit	Balance
427 · Interest Expense - Other								0.00
Bill	01/01/2018	180101	Bank 7	Loan 1010633	2233 · Other	2,488.05		2,488.05
General Journal	01/09/2018	180109		Betty HIll, final	480.01 · Resid...	0.05		2,488.10
Bill	02/01/2018	180201	Bank 7	Loan 1010633	2233 · Other	2,480.26		4,968.36
Bill	02/01/2018	180201	Bank 7	Loan 1032785	2233 · Other	5.83		4,974.19
Bill	03/01/2018	180301	Bank 7	Loan 1010633	2233 · Other	2,472.42		7,446.61
Bill	04/01/2018	180401	Bank 7	Loan 1010633	2233 · Other	2,464.56		9,911.17
Bill	05/01/2018	180501	Bank 7	Loan 1010633	2233 · Other	2,456.64		12,367.81
General Journal	05/29/2018	180529		Overdraft Ite...	1107 · Checkin...	29.00		12,396.81
Bill	05/29/2018	180529	Bank 7	Loan 1010633	2233 · Other	2,448.70		14,845.51
Bill	05/29/2018	180529	Bank 7	late charge m...	2233 · Other	202.30		15,047.81
General Journal	05/31/2018	180402		Interest on Ov...	1107 · Checkin...	5.33		15,053.14
Bill	06/25/2018	18062...	Bank 7	Loan 1010633	2233 · Other	2,440.72		17,493.86
Bill	06/25/2018	18062...	Bank 7	Loan 1032785	2233 · Other	8.31		17,502.17
Bill	07/26/2018	18072...	Bank 7	Loan 1010633	2233 · Other	2,432.69		19,934.86
General Journal	07/31/2018	18080...		Final 7/8/18 - ...	480.01 · Resid...	4.51		19,939.37
Bill	08/27/2018	18082...	Bank 7	Loan 1010633	2233 · Other	2,424.62		22,363.99
Bill	08/27/2018	18082...	Bank 7	Loan 1032785	2233 · Other	30.20		22,394.19
General Journal	08/31/2018	180831		Interest on Ov...	1107 · Checkin...	0.67		22,394.86
General Journal	08/31/2018	18090...		Final 8/8/18 - ...	480.01 · Resid...	44.73		22,439.59
Bill	09/25/2018	18092...	Bank 7	Loan 1010633	2233 · Other	2,416.51		24,856.10
Bill	09/25/2018	18092...	Bank 7	Loan 1032785	2233 · Other	189.58		25,045.68
General Journal	09/30/2018	18100...		Final 9/8/18 - ...	480.01 · Resid...	6.37		25,052.05
Bill	10/26/2018	18102...	Bank 7	Loan 1032785	2233 · Other	170.13		25,222.18
Bill	10/26/2018	18102...	Bank 7	Loan 1010633	2233 · Other	2,562.25		27,784.43
Bill	10/26/2018	18102...	Bank 7	Loan 1010633	2233 · Other	202.30		27,986.73
General Journal	10/31/2018	18121...		Final 10/8/18 ...	480.01 · Resid...	8.21		27,994.94
General Journal	11/23/2018	181123		Bank7 Loan ...	1107 · Checkin...	441.65		28,436.59
Bill	11/26/2018	18112...	Bank 7	Loan 1010633	2233 · Other	2,554.07		30,990.66
Bill	11/26/2018	18112...	Bank 7	Loan 1010633	2233 · Other	0.00		30,990.66
Bill	11/26/2018	18112...	Bank 7	Loan 1032785	2233 · Other	459.55		31,450.21
General Journal	11/30/2018	18121...		Final 11/8/18 ...	480.01 · Resid...	5.71		31,455.92
Bill	12/26/2018	18122...	Bank 7	Loan 1032785	2233 · Other	514.05		31,969.97
Bill	12/26/2018	18122...	Bank 7	Loan 1010633	2233 · Other	2,034.92		34,004.89
Bill	12/26/2018	18122...	Bank 7	Loan 1010633	2233 · Other	580.92		34,585.81
General Journal	12/31/2018	19010...		Deposit Intere...	480.01 · Resid...	663.82		35,249.63
Total 427 · Interest Expense - Other						35,249.63	0.00	35,249.63
Total 427 · Interest Expense						35,249.63	0.00	35,249.63
6760 · Other expense pre 2013								0.00
Total 6760 · Other expense pre 2013								0.00

Navitas TN NG, LLC
General Ledger
As of December 31, 2018

Type	Date	Num	Name	Memo	Split	Debit	Credit	Balance
Other Expense - Other								0.00
Bill	08/31/2018	1808T...	Navitas Utility Corpo...		2233 · Other	0.00		0.00
Total Other Expense - Other						0.00	0.00	0.00
Total Other Expense						49,685.63	1,588.75	48,096.88
7001 · Suspense								0.00
Total 7001 · Suspense								0.00
No accnt								0.00
Total no accnt								0.00
TOTAL						**3,584,042.80**	**3,584,042.80**	**0.00**

Navitas Utility Corporation
General Ledger
As of December 31, 2017

Type	Date	Num	Name	Memo	Split	Debit	Credit	Balance
1100 · Cash								-3,728.78
1101 · Checking - Amer Sec Bank								0.00
Total 1101 · Checking - Amer Sec Bank								0.00
1102 · Checking - Bank 2								0.00
Total 1102 · Checking - Bank 2								0.00
1103 · Cash Drawer - Eakly								0.00
Total 1103 · Cash Drawer - Eakly								0.00
1104 · Cash Drawer - Velma								0.00
Total 1104 · Cash Drawer - Velma								0.00
1105 · Cash Drawer - Ochelata								0.00
Total 1105 · Cash Drawer - Ochelata								0.00
1107 · Checking - Bank 7								-5,995.29
Bill Pmt -Check	01/03/2017	5624	B & W Pipeline		2221 · Vendors		28,069.64	-34,064.93
Bill Pmt -Check	01/03/2017	5625	Sparta Energy	March Produc...	2221 · Vendors		32,837.64	-66,902.57
Bill Pmt -Check	01/03/2017	5626	Petrol Energy, LLC		2221 · Vendors		65,591.66	-132,494.23
Bill Pmt -Check	01/03/2017	5627	United Healthcare	Customer # 4...	2221 · Vendors		17,135.28	-149,629.51
Bill Pmt -Check	01/03/2017	5628	United Healthcare	Customer # 5...	2221 · Vendors		14,790.66	-164,420.17
Bill Pmt -Check	01/03/2017	Transfer	PayChex		2221 · Vendors		61.46	-164,481.63
Bill Pmt -Check	01/04/2017	5629	Beach Mailing, LLC		2221 · Vendors		1,250.00	-165,731.63
Payment	01/06/2017	1528	Fort Cobb Fuel Auth...		1201 · From m...	50,000.00		-115,731.63
Payment	01/06/2017	10614	Don Barger		1251 · Other	298.00		-115,433.63
Bill Pmt -Check	01/06/2017	5630	5100 Colin Ratowski	Chervon	2221 · Vendors		25.13	-115,458.76
Bill Pmt -Check	01/06/2017	5631	5100 Jerry Walker		2221 · Vendors		88.64	-115,547.40
Bill Pmt -Check	01/06/2017	5632	5100 John Guest		2221 · Vendors		249.53	-115,796.93
Bill Pmt -Check	01/06/2017	5633	5100 Sue Yearwood		2221 · Vendors		673.22	-116,470.15
Bill Pmt -Check	01/06/2017	5634	Access Cable Televi...	Acct # 09-003...	2221 · Vendors		144.22	-116,614.37
Bill Pmt -Check	01/06/2017	5635	AFCO	04-98926209-...	2221 · Vendors		862.45	-117,476.82
Bill Pmt -Check	01/06/2017	5636	Ally	024922596418	2221 · Vendors		624.64	-118,101.46
Bill Pmt -Check	01/06/2017	5637	American Interstate ...	Policy AVWC...	2221 · Vendors		1,793.28	-119,894.74
Bill Pmt -Check	01/06/2017	5638	AT&T Mobility	287021588346	2221 · Vendors		625.70	-120,520.44
Bill Pmt -Check	01/06/2017	5639	Cardinal Engineering		2221 · Vendors		960.80	-121,481.24
Bill Pmt -Check	01/06/2017	5640	Carnegie Lumber		2221 · Vendors		57.98	-121,539.22
Bill Pmt -Check	01/06/2017	5641	Cart Farm & Home ...		2221 · Vendors		193.95	-121,733.17
Bill Pmt -Check	01/06/2017	5642	CenterPoint Energy	7257756-2	2221 · Vendors		91.16	-121,824.33
Bill Pmt -Check	01/06/2017	5643	CenterPoint Energy ...	Customer ID: ...	2221 · Vendors		1,039.73	-122,864.06
Bill Pmt -Check	01/06/2017	5644	Cintas Corporation #...		2221 · Vendors		125.00	-122,989.06
Bill Pmt -Check	01/06/2017	5645	CKenergy Electric C...		2221 · Vendors		351.00	-123,340.06
Bill Pmt -Check	01/06/2017	5646	Cotton Electric Coop...	Acc # 270660...	2221 · Vendors		70.48	-123,410.54
Bill Pmt -Check	01/06/2017	5647	Delgasco, Inc.	Account # 16...	2221 · Vendors		4,300.62	-127,711.16
Bill Pmt -Check	01/06/2017	5648	DirecTV	Account # 03...	2221 · Vendors		168.98	-127,880.14
Bill Pmt -Check	01/06/2017	5649	Dixon Kirchoff, Inc	Customer # 0...	2221 · Vendors		140.99	-128,021.13
Bill Pmt -Check	01/06/2017	5650	E & S Oil Company		2221 · Vendors		41.00	-128,062.13
Bill Pmt -Check	01/06/2017	5651	Easterday Building ...		2221 · Vendors		273.36	-128,335.49
Bill Pmt -Check	01/06/2017	5652	Enable Gas Transmi...		2221 · Vendors		1,879.29	-130,214.78
Bill Pmt -Check	01/06/2017	5653	G & C Supply Co, Inc	Cust # 109469	2221 · Vendors		118.33	-130,333.11

Navitas Utility Corporation
General Ledger
As of December 31, 2017

Type	Date	Num	Name	Memo	Split	Debit	Credit	Balance
Bill Pmt -Check	01/06/2017	5654	Grainger	Account # 84...	2221 · Vendors		116.05	-130,449.16
Bill Pmt -Check	01/06/2017	5655	Guardian	Group ID: 00 ...	2221 · Vendors		309.32	-130,758.48
Bill Pmt -Check	01/06/2017	5656	H & C Services and ...		2221 · Vendors		353.79	-131,112.27
Bill Pmt -Check	01/06/2017	5657	Harmon Electric Ass...	Account # 50...	2221 · Vendors		124.07	-131,236.34
Bill Pmt -Check	01/06/2017	5658	Haskell County Wat...	Acc # 10-1240	2221 · Vendors		19.80	-131,256.14
Bill Pmt -Check	01/06/2017	5659	HBC CPAs & Advisors		2221 · Vendors		4,100.00	-135,356.14
Bill Pmt -Check	01/06/2017	5660	Hudson Equipment		2221 · Vendors		333.04	-135,689.18
Bill Pmt -Check	01/06/2017	5661	Kentucky Undergrou...	Customer ID: ...	2221 · Vendors		1.60	-135,690.78
Bill Pmt -Check	01/06/2017	5662	Keystone-Beard Eq...		2221 · Vendors		330.49	-136,021.27
Bill Pmt -Check	01/06/2017	5663	Legacy Bank		2221 · Vendors		75.00	-136,096.27
Bill Pmt -Check	01/06/2017	5664	Liberty Mutual Insur...	Account # 40...	2221 · Vendors		2,649.34	-138,745.61
Bill Pmt -Check	01/06/2017	5665	Mesa Consolidated ...	Acc # 045127...	2221 · Vendors		54.56	-138,800.17
Bill Pmt -Check	01/06/2017	5666	Monday's Stop N Sh...		2221 · Vendors		2,739.62	-141,539.79
Bill Pmt -Check	01/06/2017	5667	Natural Gas Pipeline...	Acct # 5319 / ...	2221 · Vendors		494.84	-142,034.63
Bill Pmt -Check	01/06/2017	5668	O'Reilly Auto Parts		2221 · Vendors		29.37	-142,064.00
Bill Pmt -Check	01/06/2017	5669	Oklahoma Corporati...		2221 · Vendors		21.00	-142,085.00
Bill Pmt -Check	01/06/2017	5670	Oklahoma Departm...	J/P 24242 (04...	2221 · Vendors		13,236.76	-155,321.76
Bill Pmt -Check	01/06/2017	5671	Oklahoma Gas Ass...		2221 · Vendors		100.00	-155,421.76
Bill Pmt -Check	01/06/2017	5672	Oklahoma Natural G...		2221 · Vendors		3,832.97	-159,254.73
Bill Pmt -Check	01/06/2017	5673	Oklahoma Tax Com...	Vehicle Regis...	2221 · Vendors		107.50	-159,362.23
Bill Pmt -Check	01/06/2017	5674	Opal Leach		2221 · Vendors		250.00	-159,612.23
Bill Pmt -Check	01/06/2017	5675	Pioneer Telephone ...	Account # PT...	2221 · Vendors		105.35	-159,717.58
Bill Pmt -Check	01/06/2017	5676	Pitney Bowes	Account # 00...	2221 · Vendors		634.38	-160,351.96
Bill Pmt -Check	01/06/2017	5677	Prince Plumbing LLC		2221 · Vendors		15.72	-160,367.68
Bill Pmt -Check	01/06/2017	5678	Public Service Co.		2221 · Vendors		356.74	-160,724.42
Bill Pmt -Check	01/06/2017	5679	Purchase Power	Acct # 8000-9...	2221 · Vendors		836.16	-161,560.58
Bill Pmt -Check	01/06/2017	5680	Quill	Account # C2...	2221 · Vendors		81.68	-161,642.26
Bill Pmt -Check	01/06/2017	5681	ReadyRefresh	Account # 00...	2221 · Vendors		79.33	-161,721.59
Bill Pmt -Check	01/06/2017	5682	Roberta M. Rossi		2221 · Vendors		3,150.00	-164,871.59
Bill Pmt -Check	01/06/2017	5683	Ron Comingdeer & ...		2221 · Vendors		4,166.00	-169,037.59
Bill Pmt -Check	01/06/2017	5684	Russmar Utility Man...		2221 · Vendors		2,000.00	-171,037.59
Bill Pmt -Check	01/06/2017	5685	Sonitrol Orange Cou...	Customer # 3...	2221 · Vendors		127.35	-171,164.94
Bill Pmt -Check	01/06/2017	5686	Battery Backup Pow...		2221 · Vendors		1,020.94	-172,185.88
Bill Pmt -Check	01/06/2017	5687	Southern California ...	Customer acc...	2221 · Vendors		318.53	-172,504.41
Bill Pmt -Check	01/06/2017	5688	Southern Star Centr...		2221 · Vendors		10,206.56	-182,710.97
Bill Pmt -Check	01/06/2017	5689	Enbridge/Spectra E...	Account # 29...	2221 · Vendors		1,672.21	-184,383.18
Bill Pmt -Check	01/06/2017	5690	State Fund		2221 · Vendors		820.50	-185,203.68
Bill Pmt -Check	01/06/2017	5691	Steve Jolley		2221 · Vendors		2,500.00	-187,703.68
Bill Pmt -Check	01/06/2017	5692	Tennessee One-Call...	MBR CODE: ...	2221 · Vendors		1,170.60	-188,874.28
Bill Pmt -Check	01/06/2017	5693	Terminix Processing...	Cust # 7479088	2221 · Vendors		55.00	-188,929.28
Bill Pmt -Check	01/06/2017	5694	SoCal Gas	Account # 10...	2221 · Vendors		43.51	-188,972.79
Bill Pmt -Check	01/06/2017	5695	The Town of Grace...		2221 · Vendors		75.00	-189,047.79
Bill Pmt -Check	01/06/2017	5696	Town of Eakly		2221 · Vendors		234.17	-189,281.96
Bill Pmt -Check	01/06/2017	5697	Unifirst Holdings, In...		2221 · Vendors		1,272.94	-190,554.90
Bill Pmt -Check	01/06/2017	5698	Unifirst Holdings, In...		2221 · Vendors		263.46	-190,818.36
Bill Pmt -Check	01/06/2017	5699	Unifirst Holdings, In...		2221 · Vendors		560.30	-191,378.66
Bill Pmt -Check	01/06/2017	5700	Unifirst Holdings, In...		2221 · Vendors		263.40	-191,642.06
Bill Pmt -Check	01/06/2017	5701	US Cellular	Account # 84...	2221 · Vendors		374.39	-192,016.45
Bill Pmt -Check	01/06/2017	5702	Verizon Wireless	Account # 87...	2221 · Vendors		732.48	-192,748.93

Navitas Utility Corporation
General Ledger
As of December 31, 2017

Type	Date	Num	Name	Memo	Split	Debit	Credit	Balance
Bill Pmt -Check	01/06/2017	5703	Wann Stop		2221 · Vendors		34.25	-192,783.18
Bill Pmt -Check	01/06/2017	5704	Western Exterminat...	Cust # 15043...	2221 · Vendors		72.00	-192,855.18
Bill Pmt -Check	01/06/2017	5705	Windstream	Account # 04...	2221 · Vendors		319.99	-193,175.17
Bill Pmt -Check	01/06/2017	5706	X Stream Services	0013081	2221 · Vendors		387.11	-193,562.28
Bill Pmt -Check	01/06/2017	5707	Ally	024921495072	2221 · Vendors		593.55	-194,155.83
Bill Pmt -Check	01/06/2017	5708	DirecTV	Account # 08...	2221 · Vendors		121.98	-194,277.81
Bill Pmt -Check	01/06/2017	5709	Purchase Power	Acct # 8000-9...	2221 · Vendors		907.50	-195,185.31
Bill Pmt -Check	01/09/2017	5710	TDH Construction		2221 · Vendors		2,880.00	-198,065.31
Bill Pmt -Check	01/09/2017	5711	Navitas 1, LLC		2221 · Vendors		9,080.00	-207,145.31
Bill Pmt -Check	01/10/2017	Transfer	PayChex		2221 · Vendors		40,141.37	-247,286.68
Check	01/10/2017	Auto ...	KOC Insurance		924 · Insurance		94.50	-247,381.18
Payment	01/10/2017	1234	Navitas OK3, LLC		1201 · From m...	5,000.00		-242,381.18
Payment	01/10/2017	1529	Fort Cobb Fuel Auth...		1201 · From m...	80,433.00		-161,948.18
Bill Pmt -Check	01/10/2017	5712	Bank 7	Loan 1010669	2221 · Vendors		4,053.67	-166,001.85
Bill Pmt -Check	01/12/2017	5713	B & B Meter Service		2221 · Vendors		1,943.60	-167,945.45
Bill Pmt -Check	01/13/2017	Transfer	PayChex		2221 · Vendors		34,452.56	-202,398.01
Bill Pmt -Check	01/13/2017	5714	Clearwater Enterpris...		2221 · Vendors		75,550.54	-277,948.55
Payment	01/13/2017	1222	Navitas KY NG LLC		1201 · From m...	9,317.25		-268,631.30
Payment	01/13/2017	1278	Navitas TN NG LLC		1201 · From m...	4,000.00		-264,631.30
Payment	01/13/2017	1235	Navitas OK3, LLC		1201 · From m...	5,000.00		-259,631.30
Payment	01/13/2017	1530	Fort Cobb Fuel Auth...		1201 · From m...	28,000.00		-231,631.30
Payment	01/13/2017	1555	Fort Cobb Fuel Auth...		1201 · From m...	90,873.00		-140,758.30
General Journal	01/13/2017	170113		Loan from Wi...	2323 · MSL - ...	15,000.00		-125,758.30
Bill Pmt -Check	01/17/2017	5715	Rick Garner's Trans...		2221 · Vendors		1,105.00	-126,863.30
Payment	01/17/2017	1281	Navitas TN NG LLC		1201 · From m...	5,751.00		-121,112.30
Payment	01/17/2017	1144	Navitas Winstar LLC		1201 · From m...	14,255.00		-106,857.30
Payment	01/17/2017	1556	Fort Cobb Fuel Auth...		1201 · From m...	80,275.00		-26,582.30
Bill Pmt -Check	01/18/2017	5716	5100 Scott Kniess	2016	2221 · Vendors		677.23	-27,259.53
Bill Pmt -Check	01/18/2017	5717	A New Energy LLC	September	2221 · Vendors		2,083.33	-29,342.86
Bill Pmt -Check	01/18/2017	5718	Aflac	Accout #: FG...	2221 · Vendors		153.12	-29,495.98
Bill Pmt -Check	01/18/2017	5719	Airgas, Inc.		2221 · Vendors		287.27	-29,783.25
Bill Pmt -Check	01/18/2017	5720	Albany Plumbing & ...		2221 · Vendors		47.80	-29,831.05
Bill Pmt -Check	01/18/2017	5721	Ally	024924239093	2221 · Vendors		602.92	-30,433.97
Bill Pmt -Check	01/18/2017	5722	Buckaloo Construction		2221 · Vendors		1,430.00	-31,863.97
Bill Pmt -Check	01/18/2017	5723	CenterPoint Energy	7257756-2	2221 · Vendors		256.21	-32,120.18
Bill Pmt -Check	01/18/2017	5724	Cintas Corporation #...		2221 · Vendors		50.00	-32,170.18
Bill Pmt -Check	01/18/2017	5725	Continental Industrie...		2221 · Vendors		4,227.15	-36,397.33
Bill Pmt -Check	01/18/2017	5726	DeBritton Aviation Ltd.		2221 · Vendors		3,172.86	-39,570.19
Bill Pmt -Check	01/18/2017	5727	DeBritton Holdings, ...		2221 · Vendors		1,200.00	-40,770.19
Bill Pmt -Check	01/18/2017	5728	Barbara Uhrig		2221 · Vendors		200.00	-40,970.19
Bill Pmt -Check	01/18/2017	5729	EGW Utilities, Inc.		2221 · Vendors		2,201.51	-43,171.70
Bill Pmt -Check	01/18/2017	5730	Enable Gas Transmi...	Account # 26...	2221 · Vendors		1,883.28	-45,054.98
Bill Pmt -Check	01/18/2017	5731	Enable Oklahoma In...		2221 · Vendors		10,824.40	-55,879.38
Bill Pmt -Check	01/18/2017	5732	England Ford Inc		2221 · Vendors		1,167.73	-57,047.11
Bill Pmt -Check	01/18/2017	5733	Entz Oilfield Chemic...		2221 · Vendors		121.84	-57,168.95
Bill Pmt -Check	01/18/2017	5734	Farmers Coop	Account # 353	2221 · Vendors		2,497.69	-59,666.64
Bill Pmt -Check	01/18/2017	5735	First Volunteer Bank		2221 · Vendors		19.50	-59,686.14
Bill Pmt -Check	01/18/2017	5736	Grainger	Account # 84...	2221 · Vendors		80.75	-59,766.89
Bill Pmt -Check	01/18/2017	5737	H & C Services and ...		2221 · Vendors		194.93	-59,961.82

Navitas Utility Corporation
General Ledger
As of December 31, 2017

Type	Date	Num	Name	Memo	Split	Debit	Credit	Balance
Bill Pmt -Check	01/18/2017	5738	Isco Industries, LLC		2221 · Vendors		453.13	-60,414.95
Bill Pmt -Check	01/18/2017	5739	Jellico Electric & Wa...	Account # 00...	2221 · Vendors		92.92	-60,507.87
Bill Pmt -Check	01/18/2017	5740	Jenkins Oilfield Sup...	Customer Acc...	2221 · Vendors		1,120.33	-61,628.20
Bill Pmt -Check	01/18/2017	5741	K E Andrews and C...		2221 · Vendors		3,500.00	-65,128.20
Bill Pmt -Check	01/18/2017	5742	Keystone-Beard Eq...		2221 · Vendors		60.00	-65,188.20
Bill Pmt -Check	01/18/2017	5743	LMJ Industries		2221 · Vendors		2,000.00	-67,188.20
Bill Pmt -Check	01/18/2017	5744	Motley Gin, Inc.	Account ID: N...	2221 · Vendors		246.40	-67,434.60
Bill Pmt -Check	01/18/2017	5745	O'Reilly Auto Parts		2221 · Vendors		57.70	-67,492.30
Bill Pmt -Check	01/18/2017	5746	Ochelata Utility Auth...	Account 1129	2221 · Vendors		135.58	-67,627.88
Bill Pmt -Check	01/18/2017	5747	Oklahoma Tax Com...	Sales Tax Per...	2221 · Vendors		20.00	-67,647.88
Bill Pmt -Check	01/18/2017	5748	Pioneer Cellular - us...	Account # CN...	2221 · Vendors		92.48	-67,740.36
Bill Pmt -Check	01/18/2017	5749	Pitney Bowes	Account # 00...	2221 · Vendors		220.29	-67,960.65
Bill Pmt -Check	01/18/2017	5750	Purchase Power	Acct # 8000-9...	2221 · Vendors		56.32	-68,016.97
Bill Pmt -Check	01/18/2017	5751	Quill		2221 · Vendors		210.20	-68,227.17
Bill Pmt -Check	01/18/2017	5752	Quinton Parts Supply		2221 · Vendors		50.73	-68,277.90
Bill Pmt -Check	01/18/2017	5753	R & R Water /Culligan	Account # 2279	2221 · Vendors		118.72	-68,396.62
Bill Pmt -Check	01/18/2017	5754	Red River Valley Ru...	Account # 19...	2221 · Vendors		35.14	-68,431.76
Bill Pmt -Check	01/18/2017	5755	Roberta M. Rossi		2221 · Vendors		2,835.00	-71,266.76
Bill Pmt -Check	01/18/2017	5756	Ron Comingdeer & ...		2221 · Vendors		2,083.00	-73,349.76
Bill Pmt -Check	01/18/2017	5757	Schulz Pipeline Con...		2221 · Vendors		13,488.12	-86,837.88
Bill Pmt -Check	01/18/2017	5758	Servicestar	Customer # 2...	2221 · Vendors		49.17	-86,887.05
Bill Pmt -Check	01/18/2017	5759	Battery Backup Pow...	December	2221 · Vendors		651.71	-87,538.76
Bill Pmt -Check	01/18/2017	5760	Southern California ...	Customer acc...	2221 · Vendors		266.70	-87,805.46
Bill Pmt -Check	01/18/2017	5761	Southern Star Centr...		2221 · Vendors		10,575.06	-98,380.52
Bill Pmt -Check	01/18/2017	5762	Enbridge/Spectra E...	Account # 29...	2221 · Vendors		1,671.44	-100,051.96
Bill Pmt -Check	01/18/2017	5763	Stephens Co. Rural ...	Account A-04...	2221 · Vendors		35.00	-100,086.96
Bill Pmt -Check	01/18/2017	5764	Tate Boy's Tire & Se...		2221 · Vendors		1,175.57	-101,262.53
Bill Pmt -Check	01/18/2017	5765	SoCal Gas	Account # 10...	2221 · Vendors		121.82	-101,384.35
Bill Pmt -Check	01/18/2017	5766	Time Warner Cable	Account # 84...	2221 · Vendors		465.00	-101,849.35
Bill Pmt -Check	01/18/2017	5767	Totah Communicati...	account # 7460	2221 · Vendors		289.33	-102,138.68
Bill Pmt -Check	01/18/2017	5768	Robert Parks		2221 · Vendors		8,016.00	-110,154.68
Bill Pmt -Check	01/18/2017	5769	Unifirst Holdings, In...		2221 · Vendors		455.20	-110,609.88
Bill Pmt -Check	01/18/2017	5770	Unifirst Holdings, In...		2221 · Vendors		87.82	-110,697.70
Bill Pmt -Check	01/18/2017	5771	Unifirst Holdings, In...		2221 · Vendors		177.02	-110,874.72
Bill Pmt -Check	01/18/2017	5772	Unifirst Holdings, In...		2221 · Vendors		87.80	-110,962.52
Bill Pmt -Check	01/18/2017	5773	Unifirst Holdings, In...		2221 · Vendors		59.36	-111,021.88
Bill Pmt -Check	01/18/2017	5774	Velma Public Works...		2221 · Vendors		100.00	-111,121.88
Bill Pmt -Check	01/18/2017	5775	Volunteer Trenching		2221 · Vendors		2,973.00	-114,094.88
Bill Pmt -Check	01/18/2017	5776	Western Exterminat...	Cust # 15043...	2221 · Vendors		72.00	-114,166.88
Bill Pmt -Check	01/18/2017	5777	Ally	024923459722	2221 · Vendors		645.10	-114,811.98
Bill Pmt -Check	01/18/2017	5778	Time Warner Cable	Account # 84...	2221 · Vendors		859.84	-115,671.82
Bill Pmt -Check	01/20/2017	Transfer	PayChex		2221 · Vendors		881.99	-116,553.81
General Journal	01/20/2017	02655...		FedEX refund	6130 · Postage	252.96		-116,300.85
General Journal	01/20/2017	10311...		CompSource ...	924 · Insurance	6,282.00		-110,018.85
Payment	01/23/2017	1531	Fort Cobb Fuel Auth...		1201 · From m...	43,000.00		-67,018.85
Check	01/23/2017	ACH	Bank 7 Credit Cards		-SPLIT-		13,153.46	-80,172.31
Bill Pmt -Check	01/24/2017	Transfer	PayChex		2221 · Vendors		39,838.15	-120,010.46
Payment	01/24/2017	1282	Navitas TN NG LLC		1201 · From m...	24,345.00		-95,665.46
Payment	01/24/2017	1236	Navitas OK3, LLC		1201 · From m...	6,543.26		-89,122.20

Navitas Utility Corporation
General Ledger
As of December 31, 2017

Type	Date	Num	Name	Memo	Split	Debit	Credit	Balance
Payment	01/24/2017	1224	Navitas KY NG LLC		1201 · From m...	30,000.00		-59,122.20
Payment	01/24/2017	1146	Navitas Winstar LLC		1201 · From m...	20,000.00		-39,122.20
Payment	01/24/2017	1561	Fort Cobb Fuel Auth...		1201 · From m...	40,000.00		877.80
Bill Pmt -Check	01/30/2017	5779	Hull Brothers, Inc.		2221 · Vendors		25,000.00	-24,122.20
Check	01/31/2017	ACH	Dell		2299 · Dell Re...		505.00	-24,627.20
Bill Pmt -Check	01/31/2017	Transfer	PayChex		2221 · Vendors		33,944.80	-58,572.00
Payment	01/31/2017	1532	Fort Cobb Fuel Auth...		1201 · From m...	61,190.20		2,618.20
General Journal	01/31/2017	170131		Interest on ov...	427 · Interest ...		0.43	2,617.77
Bill Pmt -Check	02/01/2017	5780	Navitas Communica...		2221 · Vendors		3,549.77	-932.00
Bill Pmt -Check	02/03/2017	5781	5100 Bruce Lynn		2221 · Vendors		200.00	-1,132.00
Bill Pmt -Check	02/03/2017	5782	5100 Jerry Walker	Larry Creekm...	2221 · Vendors		100.00	-1,232.00
Bill Pmt -Check	02/03/2017	5783	5100 John Guest		2221 · Vendors		249.53	-1,481.53
Bill Pmt -Check	02/03/2017	5784	5100 Woody Sitton	Dusty Mol	2221 · Vendors		100.00	-1,581.53
Bill Pmt -Check	02/03/2017	5785	Access Cable Televi...	Acct # 09-003...	2221 · Vendors		144.22	-1,725.75
Bill Pmt -Check	02/03/2017	5786	AFCO	04-98926209-...	2221 · Vendors		4,950.54	-6,676.29
Bill Pmt -Check	02/03/2017	5787	Aflac	Accout #: FG...	2221 · Vendors		153.12	-6,829.41
Bill Pmt -Check	02/03/2017	5788	Ally	024922596418	2221 · Vendors		624.64	-7,454.05
Bill Pmt -Check	02/03/2017	5789	AT&T Mobility	287021588346	2221 · Vendors		631.71	-8,085.76
Bill Pmt -Check	02/03/2017	5790	Baker Donelson		2221 · Vendors		1,787.85	-9,873.61
Bill Pmt -Check	02/03/2017	5791	CenterPoint Energy ...	Customer ID: ...	2221 · Vendors		2,642.09	-12,515.70
Bill Pmt -Check	02/03/2017	5792	Cintas Corporation #...		2221 · Vendors		50.00	-12,565.70
Bill Pmt -Check	02/03/2017	5793	Continental Industrie...		2221 · Vendors		1,607.30	-14,173.00
Bill Pmt -Check	02/03/2017	5794	Cotton Electric Coop...	Acc # 270660...	2221 · Vendors		70.76	-14,243.76
Bill Pmt -Check	02/03/2017	5795	DeBritton Aviation Ltd.		2221 · Vendors		3,095.19	-17,338.95
Bill Pmt -Check	02/03/2017	5796	DeBritton Holdings, ...		2221 · Vendors		2,454.27	-19,793.22
Bill Pmt -Check	02/03/2017	5797	Delgasco, Inc.	Account # 16...	2221 · Vendors		6,626.76	-26,419.98
Bill Pmt -Check	02/03/2017	5798	DirecTV	Account # 03...	2221 · Vendors		166.98	-26,586.96
Bill Pmt -Check	02/03/2017	5799	Enable Oklahoma In...		2221 · Vendors		11,240.40	-37,827.36
Bill Pmt -Check	02/03/2017	5800	England Ford Inc	Cust # 1024	2221 · Vendors		828.83	-38,656.19
Bill Pmt -Check	02/03/2017	5801	Farris Bobango Bra...		2221 · Vendors		5,185.00	-43,841.19
Bill Pmt -Check	02/03/2017	5802	Full Spectrum Servi...		2221 · Vendors		175.00	-44,016.19
Bill Pmt -Check	02/03/2017	5803	G & C Supply Co, Inc	Cust # 109469	2221 · Vendors		49.88	-44,066.07
Bill Pmt -Check	02/03/2017	5804	Guardian	Group ID: 00 ...	2221 · Vendors		313.35	-44,379.42
Bill Pmt -Check	02/03/2017	5805	H & C Services and ...		2221 · Vendors		573.12	-44,952.54
Bill Pmt -Check	02/03/2017	5806	Harmon Electric Ass...	Account # 50...	2221 · Vendors		104.73	-45,057.27
Bill Pmt -Check	02/03/2017	5807	Haskell County Wat...	Acc # 10-1240	2221 · Vendors		18.00	-45,075.27
Bill Pmt -Check	02/03/2017	5808	HBC CPAs & Advisors	Client no 05761	2221 · Vendors		4,600.00	-49,675.27
Bill Pmt -Check	02/03/2017	5809	Hudson Equipment		2221 · Vendors		115.83	-49,791.10
Bill Pmt -Check	02/03/2017	5810	K E Andrews and C...		2221 · Vendors		3,500.00	-53,291.10
Bill Pmt -Check	02/03/2017	5811	Kentucky Undergrou...	Customer ID: ...	2221 · Vendors		8.00	-53,299.10
Bill Pmt -Check	02/03/2017	5812	Keystone-Beard Eq...		2221 · Vendors		212.75	-53,511.85
Bill Pmt -Check	02/03/2017	5813	Liberty Mutual Insur...	Account # 40...	2221 · Vendors		2,833.09	-56,344.94
Bill Pmt -Check	02/03/2017	5814	Locke Supply		2221 · Vendors		56.48	-56,401.42
Bill Pmt -Check	02/03/2017	5815	O'Reilly Auto Parts		2221 · Vendors		273.48	-56,674.90
Bill Pmt -Check	02/03/2017	5816	Oklahoma Natural G...		2221 · Vendors		5,158.95	-61,833.85
Bill Pmt -Check	02/03/2017	5817	Opal Leach		2221 · Vendors		250.00	-62,083.85
Bill Pmt -Check	02/03/2017	5818	Pioneer Telephone ...	Account # PT...	2221 · Vendors		105.26	-62,189.11
Bill Pmt -Check	02/03/2017	5819	Public Service Co.		2221 · Vendors		283.87	-62,472.98
Bill Pmt -Check	02/03/2017	5820	Quill		2221 · Vendors		150.08	-62,623.06

Navitas Utility Corporation
General Ledger
As of December 31, 2017

Type	Date	Num	Name	Memo	Split	Debit	Credit	Balance
Bill Pmt -Check	02/03/2017	5821	ReadyRefresh	Account # 00...	2221 · Vendors		79.30	-62,702.36
Bill Pmt -Check	02/03/2017	5822	Roberta M. Rossi		2221 · Vendors		3,337.00	-66,039.36
Bill Pmt -Check	02/03/2017	5823	Ron Comingdeer & ...		2221 · Vendors		2,083.00	-68,122.36
Bill Pmt -Check	02/03/2017	5824	Russmar Utility Man...		2221 · Vendors		1,000.00	-69,122.36
Bill Pmt -Check	02/03/2017	5825	Schulz Pipeline Con...		2221 · Vendors		16,006.68	-85,129.04
Bill Pmt -Check	02/03/2017	5826	Sonitrol Orange Cou...	Customer # 3...	2221 · Vendors		127.35	-85,256.39
Bill Pmt -Check	02/03/2017	5827	Southern Star Centr...		2221 · Vendors		10,475.90	-95,732.29
Bill Pmt -Check	02/03/2017	5828	Steve Jolley		2221 · Vendors		2,500.00	-98,232.29
Bill Pmt -Check	02/03/2017	5829	Tate Boy's Tire & Se...		2221 · Vendors		289.70	-98,521.99
Bill Pmt -Check	02/03/2017	5830	Tennessee One-Call...		2221 · Vendors		56.00	-98,577.99
Bill Pmt -Check	02/03/2017	5831	Terminix Processing...	Cust # 7479088	2221 · Vendors		55.00	-98,632.99
Bill Pmt -Check	02/03/2017	5832	Threshold - FBO Chi...		2221 · Vendors		864.21	-99,497.20
Bill Pmt -Check	02/03/2017	5833	Town of Eakly		2221 · Vendors		111.22	-99,608.42
Bill Pmt -Check	02/03/2017	5834	Unifirst Holdings, In...		2221 · Vendors		837.16	-100,445.58
Bill Pmt -Check	02/03/2017	5835	Unifirst Holdings, In...		2221 · Vendors		175.64	-100,621.22
Bill Pmt -Check	02/03/2017	5836	Unifirst Holdings, In...		2221 · Vendors		354.04	-100,975.26
Bill Pmt -Check	02/03/2017	5837	Unifirst Holdings, In...		2221 · Vendors		175.60	-101,150.86
Bill Pmt -Check	02/03/2017	5838	Unifirst Holdings, In...		2221 · Vendors		118.72	-101,269.58
Bill Pmt -Check	02/03/2017	5839	United Healthcare	Customer # 4...	2221 · Vendors		8,469.75	-109,739.33
Bill Pmt -Check	02/03/2017	5840	US Cellular	Account # 84...	2221 · Vendors		377.73	-110,117.06
Bill Pmt -Check	02/03/2017	5841	Verizon Wireless	Account # 87...	2221 · Vendors		732.32	-110,849.38
Bill Pmt -Check	02/03/2017	5842	Victory Resources, ...		2221 · Vendors		317.88	-111,167.26
Bill Pmt -Check	02/03/2017	5843	Volunteer Trenching		2221 · Vendors		250.00	-111,417.26
Bill Pmt -Check	02/03/2017	5844	Windstream	Account # 04...	2221 · Vendors		336.80	-111,754.06
Bill Pmt -Check	02/03/2017	5845	AFCO	04-98926209-...	2221 · Vendors		862.45	-112,616.51
Bill Pmt -Check	02/03/2017	5846	Ally	024921495072	2221 · Vendors		593.55	-113,210.06
Bill Pmt -Check	02/03/2017	5847	DirecTV	Account # 08...	2221 · Vendors		119.98	-113,330.04
Bill Pmt -Check	02/03/2017	5848	United Healthcare	Customer # 5...	2221 · Vendors		24,342.50	-137,672.54
Bill Pmt -Check	02/03/2017	5849	Ally	024924239093	2221 · Vendors		602.92	-138,275.46
Bill Pmt -Check	02/03/2017	5854	Douglas Oil Shop		2221 · Vendors		611.80	-138,887.26
Payment	02/03/2017	1533	Fort Cobb Fuel Auth...		1201 · From m...	160,204.00		21,316.74
Bill Pmt -Check	02/03/2017	5855	American Interstate ...	VOID: Policy ...	2221 · Vendors	0.00		21,316.74
Bill Pmt -Check	02/03/2017	5856	American Interstate ...	Policy AVWC...	2221 · Vendors		1,411.67	19,905.07
Bill Pmt -Check	02/04/2017	5850	B & W Pipeline		2221 · Vendors		27,980.13	-8,075.06
Bill Pmt -Check	02/04/2017	5851	Clearwater Enterpris...		2221 · Vendors		105,554.37	-113,629.43
Bill Pmt -Check	02/04/2017	5852	Sparta Energy		2221 · Vendors		55,406.17	-169,035.60
Bill Pmt -Check	02/04/2017	5853	Petrol Energy, LLC		2221 · Vendors		39,431.94	-208,467.54
Bill Pmt -Check	02/07/2017	Transfer	PayChex		2221 · Vendors		40,809.15	-249,276.69
Bill Pmt -Check	02/09/2017	5858	5100 John Gorman	Dean Pack	2221 · Vendors		100.00	-249,376.69
Bill Pmt -Check	02/09/2017	5859	5100 Sue Yearwood		2221 · Vendors		673.22	-250,049.91
Bill Pmt -Check	02/09/2017	5860	Bank 7	Loan 1010669	2221 · Vendors		3,981.16	-254,031.07
Bill Pmt -Check	02/09/2017	5861	Cart Farm & Home ...		2221 · Vendors		71.21	-254,102.28
Bill Pmt -Check	02/09/2017	5862	CenterPoint Energy	7257756-2	2221 · Vendors		284.66	-254,386.94
Bill Pmt -Check	02/09/2017	5863	Entz Oilfield Chemic...		2221 · Vendors		139.34	-254,526.28
Bill Pmt -Check	02/09/2017	5864	Farmers Coop	Account # 353	2221 · Vendors		2,345.63	-256,871.91
Bill Pmt -Check	02/09/2017	5865	Farmers Coop Mill &...		2221 · Vendors		49.20	-256,921.11
Bill Pmt -Check	02/09/2017	5866	First Volunteer Bank		2221 · Vendors		17.00	-256,938.11
Bill Pmt -Check	02/09/2017	5867	Full Spectrum Servi...		2221 · Vendors		175.00	-257,113.11
Bill Pmt -Check	02/09/2017	5868	Guardian	Group ID: 00 ...	2221 · Vendors		314.68	-257,427.79

Navitas Utility Corporation
General Ledger
As of December 31, 2017

Type	Date	Num	Name	Memo	Split	Debit	Credit	Balance
Bill Pmt -Check	02/09/2017	5869	H & C Services and ...		2221 · Vendors		189.00	-257,616.79
Bill Pmt -Check	02/09/2017	5870	Harold's Auto Supply	Acct # 3530	2221 · Vendors		27.65	-257,644.44
Bill Pmt -Check	02/09/2017	5871	HBC CPAs & Advisors	Client no 05761	2221 · Vendors		3,200.00	-260,844.44
Bill Pmt -Check	02/09/2017	5872	Legacy Bank		2221 · Vendors		75.00	-260,919.44
Bill Pmt -Check	02/09/2017	5873	LMJ Industries		2221 · Vendors		2,000.00	-262,919.44
Bill Pmt -Check	02/09/2017	5874	Monday's Stop N Sh...		2221 · Vendors		1,510.78	-264,430.22
Bill Pmt -Check	02/09/2017	5875	Motley Gin, Inc.	Account ID: N...	2221 · Vendors		298.85	-264,729.07
Bill Pmt -Check	02/09/2017	5876	Natural Gas Pipeline...	Acct # 5319 / ...	2221 · Vendors		494.70	-265,223.77
Bill Pmt -Check	02/09/2017	5877	O'Reilly Auto Parts		2221 · Vendors		53.66	-265,277.43
Bill Pmt -Check	02/09/2017	5878	Pioneer Cellular - us...	Account # CN...	2221 · Vendors		94.03	-265,371.46
Bill Pmt -Check	02/09/2017	5879	Quill		2221 · Vendors		362.46	-265,733.92
Bill Pmt -Check	02/09/2017	5880	Quinton Parts Supply		2221 · Vendors		15.99	-265,749.91
Bill Pmt -Check	02/09/2017	5881	Railroad Manageme...	Customer ID: ...	2221 · Vendors		485.00	-266,234.91
Bill Pmt -Check	02/09/2017	5882	Red River Valley Ru...	Account # 19...	2221 · Vendors		35.54	-266,270.45
Bill Pmt -Check	02/09/2017	5883	Russmar Utility Man...		2221 · Vendors		1,000.00	-267,270.45
Bill Pmt -Check	02/09/2017	5884	Schulz Pipeline Con...		2221 · Vendors		3,277.20	-270,547.65
Bill Pmt -Check	02/09/2017	5885	Servicestar	Customer # 2...	2221 · Vendors		49.17	-270,596.82
Bill Pmt -Check	02/09/2017	5886	Battery Backup Pow...	January	2221 · Vendors		564.22	-271,161.04
Bill Pmt -Check	02/09/2017	5887	Stephens Co. Rural ...	Account A-04...	2221 · Vendors		36.75	-271,197.79
Bill Pmt -Check	02/09/2017	5888	The Country Conne...		2221 · Vendors		28.00	-271,225.79
Bill Pmt -Check	02/09/2017	5889	The Town of Grace...		2221 · Vendors		75.00	-271,300.79
Bill Pmt -Check	02/09/2017	5890	Totah Communicati...	account # 7460	2221 · Vendors		289.33	-271,590.12
Bill Pmt -Check	02/09/2017	5891	Robert Parks		2221 · Vendors		8,016.00	-279,606.12
Bill Pmt -Check	02/09/2017	5892	U S Postmaster		2221 · Vendors		116.00	-279,722.12
Bill Pmt -Check	02/09/2017	5893	Velma Public Works...		2221 · Vendors		100.00	-279,822.12
Bill Pmt -Check	02/09/2017	5894	X Stream Services	0013081	2221 · Vendors		388.44	-280,210.56
Payment	02/09/2017	1573	Fort Cobb Fuel Auth...		1201 · From m...	104,012.52		-176,198.04
Payment	02/09/2017	1242	Navitas OK3, LLC		1201 · From m...	6,000.00		-170,198.04
Payment	02/09/2017	1285	Navitas TN NG LLC		1201 · From m...	25,000.00		-145,198.04
Payment	02/09/2017	1545	Fort Cobb Fuel Auth...		1201 · From m...	75,000.00		-70,198.04
Check	02/10/2017	Auto ...	KOC Insurance		924 · Insurance		94.50	-70,292.54
Bill Pmt -Check	02/10/2017	5895	Navitas 1, LLC		2221 · Vendors		13,080.00	-83,372.54
Bill Pmt -Check	02/13/2017	Transfer	United Healthcare	Customer # 5...	2221 · Vendors		1.00	-83,373.54
Bill Pmt -Check	02/14/2017	Transfer	PayChex		2221 · Vendors		33,694.93	-117,068.47
Payment	02/14/2017	1548	Fort Cobb Fuel Auth...		1201 · From m...	100,331.76		-16,736.71
Payment	02/15/2017	1576	Fort Cobb Fuel Auth...		1201 · From m...	110,000.00		93,263.29
Bill Pmt -Check	02/16/2017	5896	5100 Bill Radford	David Moreno	2221 · Vendors		100.00	93,163.29
Bill Pmt -Check	02/16/2017	5897	A New Energy LLC		2221 · Vendors		2,109.00	91,054.29
Bill Pmt -Check	02/16/2017	5898	Airgas, Inc.		2221 · Vendors		51.33	91,002.96
Bill Pmt -Check	02/16/2017	5899	Ally	024923459722	2221 · Vendors		645.10	90,357.86
Bill Pmt -Check	02/16/2017	5900	AT&T Mobility	287021588346	2221 · Vendors		631.71	89,726.15
Bill Pmt -Check	02/16/2017	5901	Bayou Engineering ...		2221 · Vendors		872.11	88,854.04
Bill Pmt -Check	02/16/2017	5902	Delgasco, Inc.	Account # 16...	2221 · Vendors		12,999.00	75,855.04
Bill Pmt -Check	02/16/2017	5903	Enable Gas Transmi...	Account # 26...	2221 · Vendors		1,890.05	73,964.99
Bill Pmt -Check	02/16/2017	5904	Enable Oklahoma In...		2221 · Vendors		8,708.80	65,256.19
Bill Pmt -Check	02/16/2017	5905	HBC CPAs & Advisors	Client no 05761	2221 · Vendors		2,000.00	63,256.19
Bill Pmt -Check	02/16/2017	5906	Hull Brothers, Inc.		2221 · Vendors		52,655.75	10,600.44
Bill Pmt -Check	02/16/2017	5907	Jellico Electric & Wa...	Account # 00...	2221 · Vendors		90.66	10,509.78
Bill Pmt -Check	02/16/2017	5908	Ochelata Utility Auth...	Account 1129	2221 · Vendors		115.03	10,394.75

Navitas Utility Corporation
General Ledger
As of December 31, 2017

Type	Date	Num	Name	Memo	Split	Debit	Credit	Balance
Bill Pmt -Check	02/16/2017	5909	Purchase Power	Acct # 8000-9...	2221 · Vendors		803.00	9,591.75
Bill Pmt -Check	02/16/2017	5910	R & R Water /Culligan	Account # 2279	2221 · Vendors		38.16	9,553.59
Bill Pmt -Check	02/16/2017	5911	Ron Comingdeer & ...		2221 · Vendors		2,083.00	7,470.59
Bill Pmt -Check	02/16/2017	5912	Southern California ...	Customer acc...	2221 · Vendors		298.54	7,172.05
Bill Pmt -Check	02/16/2017	5913	Enbridge/Spectra E...	Account # 29...	2221 · Vendors		1,672.84	5,499.21
Bill Pmt -Check	02/16/2017	5914	Spring House Water...	Acct No. 0170...	2221 · Vendors		101.25	5,397.96
Bill Pmt -Check	02/16/2017	5915	Steve Jolley		2221 · Vendors		2,500.00	2,897.96
Bill Pmt -Check	02/16/2017	5916	Time Warner Cable	Account # 84...	2221 · Vendors		465.00	2,432.96
Bill Pmt -Check	02/16/2017	5917	Tuff Fire & Safety, Inc.		2221 · Vendors		242.10	2,190.86
Bill Pmt -Check	02/16/2017	5918	Western Exterminat...	Cust # 15043...	2221 · Vendors		72.00	2,118.86
Bill Pmt -Check	02/16/2017	5919	Time Warner Cable	Account # 84...	2221 · Vendors		638.00	1,480.86
Check	02/17/2017	ACH	Bank 7 Credit Cards		-SPLIT-		12,475.53	-10,994.67
Bill Pmt -Check	02/21/2017	Transfer	PayChex		2221 · Vendors		41,011.05	-52,005.72
Payment	02/21/2017	1551	Fort Cobb Fuel Auth...		1201 · From m...	50,000.00		-2,005.72
Payment	02/21/2017	1233	Navitas KY NG LLC		1201 · From m...	24,346.00		22,340.28
Payment	02/21/2017	1288	Navitas TN NG LLC		1201 · From m...	50,366.00		72,706.28
Payment	02/21/2017	1243	Navitas OK3, LLC		1201 · From m...	10,328.00		83,034.28
General Journal	02/22/2017	170222		Email transfer...	2323 · MSL - ...		80,000.00	3,034.28
Bill Pmt -Check	02/22/2017	5920	Streetmaster, LLC		2221 · Vendors		15,036.55	-12,002.27
Bill Pmt -Check	02/22/2017	5921	Simon Leach		2221 · Vendors		500.00	-12,502.27
Payment	02/27/2017	1579	Fort Cobb Fuel Auth...		1201 · From m...	50,534.50		38,032.23
Bill Pmt -Check	02/28/2017	Transfer	PayChex		2221 · Vendors		33,525.71	4,506.52
Bill Pmt -Check	02/28/2017	5922	Hull Brothers, Inc.		2221 · Vendors		22,134.47	-17,627.95
Bill Pmt -Check	02/28/2017	5923	CKenergy Electric C...		2221 · Vendors		350.06	-17,978.01
General Journal	03/02/2017	170302		Whitco Check...	6320 · Bank fees		108.51	-18,086.52
Check	03/03/2017	ACH	Dell		2299 · Dell Re...		493.00	-18,579.52
Bill Pmt -Check	03/03/2017	5924	5100 John Guest		2221 · Vendors		249.53	-18,829.05
Bill Pmt -Check	03/03/2017	5925	Access Cable Televi...	Acct # 09-003...	2221 · Vendors		144.22	-18,973.27
Bill Pmt -Check	03/03/2017	5926	Adam's Trenching S...		2221 · Vendors		300.00	-19,273.27
Bill Pmt -Check	03/03/2017	5927	Advanced Professio...		2221 · Vendors		40.00	-19,313.27
Bill Pmt -Check	03/03/2017	5928	AFCO	04-98926209-...	2221 · Vendors		4,950.54	-24,263.81
Bill Pmt -Check	03/03/2017	5929	Ally	024922596418	2221 · Vendors		624.64	-24,888.45
Bill Pmt -Check	03/03/2017	5930	B & B Meter Service		2221 · Vendors		1,650.00	-26,538.45
Bill Pmt -Check	03/03/2017	5931	B & W Pipeline		2221 · Vendors		28,077.50	-54,615.95
Bill Pmt -Check	03/03/2017	5932	Bank 7	Loan 1010669	2221 · Vendors		3,595.88	-58,211.83
Bill Pmt -Check	03/03/2017	5933	Cart Farm & Home ...		2221 · Vendors		30.75	-58,242.58
Bill Pmt -Check	03/03/2017	5934	CenterPoint Energy ...	Customer ID: ...	2221 · Vendors		2,824.72	-61,067.30
Bill Pmt -Check	03/03/2017	5935	Cintas Corporation #...		2221 · Vendors		125.00	-61,192.30
Bill Pmt -Check	03/03/2017	5936	CKenergy Electric C...		2221 · Vendors		424.94	-61,617.24
Bill Pmt -Check	03/03/2017	5937	Cotton Electric Coop...	Acc # 270660...	2221 · Vendors		79.76	-61,697.00
Bill Pmt -Check	03/03/2017	5938	Delgasco, Inc.	Account # 16...	2221 · Vendors		25,689.69	-87,386.69
Bill Pmt -Check	03/03/2017	5939	DirecTV	Account # 03...	2221 · Vendors		166.98	-87,553.67
Bill Pmt -Check	03/03/2017	5940	DNOW LP	107415	2221 · Vendors		381.50	-87,935.17
Bill Pmt -Check	03/03/2017	5941	Double Y Spraying		2221 · Vendors		275.00	-88,210.17
Bill Pmt -Check	03/03/2017	5942	EGW Utilities, Inc.		2221 · Vendors		17,378.32	-105,588.49
Bill Pmt -Check	03/03/2017	5943	England Ford Inc	VOID: Cust # ...	2221 · Vendors	0.00		-105,588.49
Bill Pmt -Check	03/03/2017	5944	Sparta Energy		2221 · Vendors		39,167.38	-144,755.87
Bill Pmt -Check	03/03/2017	5945	Grainger	Account # 84...	2221 · Vendors		87.14	-144,843.01
Bill Pmt -Check	03/03/2017	5946	Harmon Electric Ass...	Account # 50...	2221 · Vendors		136.67	-144,979.68

Navitas Utility Corporation
General Ledger
As of December 31, 2017

Type	Date	Num	Name	Memo	Split	Debit	Credit	Balance
Bill Pmt -Check	03/03/2017	5947	Hudson Equipment		2221 · Vendors		84.79	-145,064.47
Bill Pmt -Check	03/03/2017	5948	Isco Industries, LLC		2221 · Vendors		2,153.19	-147,217.66
Bill Pmt -Check	03/03/2017	5949	Jenkins Oilfield Sup...	Customer Acc...	2221 · Vendors		800.13	-148,017.79
Bill Pmt -Check	03/03/2017	5950	Kenneth Lowe		2221 · Vendors		8,684.50	-156,702.29
Bill Pmt -Check	03/03/2017	5951	Kentucky Undergrou...	Customer ID: ...	2221 · Vendors		1.60	-156,703.89
Bill Pmt -Check	03/03/2017	5952	Keystone-Beard Eq...		2221 · Vendors		213.96	-156,917.85
Bill Pmt -Check	03/03/2017	5953	Klint Alexander	January 2017	2221 · Vendors		1,000.00	-157,917.85
Bill Pmt -Check	03/03/2017	5954	Legacy Bank		2221 · Vendors		75.00	-157,992.85
Bill Pmt -Check	03/03/2017	5955	Liberty Mutual Insur...	Account # 40...	2221 · Vendors		2,833.09	-160,825.94
Bill Pmt -Check	03/03/2017	5956	Locke Supply		2221 · Vendors		12.81	-160,838.75
Bill Pmt -Check	03/03/2017	5957	Mesa Consolidated ...	Acc # 045127...	2221 · Vendors		123.08	-160,961.83
Bill Pmt -Check	03/03/2017	5958	Mike's Garage		2221 · Vendors		147.76	-161,109.59
Bill Pmt -Check	03/03/2017	5959	Oklahoma Natural G...		2221 · Vendors		4,969.84	-166,079.43
Bill Pmt -Check	03/03/2017	5960	Opal Leach		2221 · Vendors		250.00	-166,329.43
Bill Pmt -Check	03/03/2017	5961	Petrol Energy, LLC		2221 · Vendors		75,325.12	-241,654.55
Bill Pmt -Check	03/03/2017	5962	Pioneer Telephone ...	Account # PT...	2221 · Vendors		103.51	-241,758.06
Bill Pmt -Check	03/03/2017	5963	Professional Collecti...		2221 · Vendors		175.00	-241,933.06
Bill Pmt -Check	03/03/2017	5964	Public Service Co.		2221 · Vendors		248.71	-242,181.77
Bill Pmt -Check	03/03/2017	5965	Purchase Power	Acct # 8000-9...	2221 · Vendors		65.87	-242,247.64
Bill Pmt -Check	03/03/2017	5966	Sonitrol Orange Cou...	Customer # 3...	2221 · Vendors		127.35	-242,374.99
Bill Pmt -Check	03/03/2017	5967	Southern Star Centr...		2221 · Vendors		11,602.06	-253,977.05
Bill Pmt -Check	03/03/2017	5968	Stephens Co. Rural ...	Account A-04...	2221 · Vendors		35.00	-254,012.05
Bill Pmt -Check	03/03/2017	5969	SoCal Gas	Account # 10...	2221 · Vendors		108.81	-254,120.86
Bill Pmt -Check	03/03/2017	5970	Town of Eakly	Account # 1019	2221 · Vendors		18.00	-254,138.86
Bill Pmt -Check	03/03/2017	5971	Unifirst Holdings, In...		2221 · Vendors		1,044.04	-255,182.90
Bill Pmt -Check	03/03/2017	5972	Unifirst Holdings, In...		2221 · Vendors		219.55	-255,402.45
Bill Pmt -Check	03/03/2017	5973	Unifirst Holdings, In...		2221 · Vendors		442.55	-255,845.00
Bill Pmt -Check	03/03/2017	5974	Unifirst Holdings, In...		2221 · Vendors		175.60	-256,020.60
Bill Pmt -Check	03/03/2017	5975	Unifirst Holdings, In...		2221 · Vendors		121.37	-256,141.97
Bill Pmt -Check	03/03/2017	5976	US Cellular	Account # 84...	2221 · Vendors		454.58	-256,596.55
Bill Pmt -Check	03/03/2017	5977	Vector-Santa Monic...	Op ID: 48592	2221 · Vendors		109.60	-256,706.15
Bill Pmt -Check	03/03/2017	5978	Verizon Wireless	Account # 87...	2221 · Vendors		732.35	-257,438.50
Bill Pmt -Check	03/03/2017	5979	Volunteer Trenching		2221 · Vendors		250.00	-257,688.50
Bill Pmt -Check	03/03/2017	5980	Wheeler Chevrolet, I...		2221 · Vendors		43.43	-257,731.93
Bill Pmt -Check	03/03/2017	5981	Windstream	Account # 04...	2221 · Vendors		336.15	-258,068.08
Bill Pmt -Check	03/03/2017	5982	AFCO	04-98926209-...	2221 · Vendors		862.45	-258,930.53
Bill Pmt -Check	03/03/2017	5983	Aflac	Accout #: FG...	2221 · Vendors		153.12	-259,083.65
Bill Pmt -Check	03/03/2017	5984	Ally	024921495072	2221 · Vendors		593.55	-259,677.20
Bill Pmt -Check	03/06/2017	5985	England Ford Inc	Cust # 1024	2221 · Vendors		894.48	-260,571.68
Bill Pmt -Check	03/06/2017	5986	American Interstate ...	Policy AVWC...	2221 · Vendors		1,507.35	-262,079.03
Bill Pmt -Check	03/07/2017	Transfer	PayChex		2221 · Vendors		41,911.00	-303,990.03
Bill Pmt -Check	03/07/2017	Transfer	United Healthcare	Customer # 4...	2221 · Vendors		8,469.75	-312,459.78
Bill Pmt -Check	03/07/2017	Transfer	United Healthcare	Customer # 5...	2221 · Vendors		23,850.90	-336,310.68
Payment	03/07/2017	1553	Fort Cobb Fuel Auth...		1201 · From m...	181,591.00		-154,719.68
Payment	03/07/2017	1584	Fort Cobb Fuel Auth...		1201 · From m...	14,000.00		-140,719.68
Payment	03/07/2017	1291	Navitas TN NG LLC		1201 · From m...	40,000.00		-100,719.68
Payment	03/07/2017	1150	Navitas Winstar LLC		1201 · From m...	40,000.00		-60,719.68
Payment	03/07/2017	1245	Navitas OK3, LLC		1201 · From m...	2,000.00		-58,719.68
Bill Pmt -Check	03/07/2017	5987	NALLC - gas facilities		2221 · Vendors		40,731.02	-99,450.70

Navitas Utility Corporation
General Ledger
As of December 31, 2017

Type	Date	Num	Name	Memo	Split	Debit	Credit	Balance
Bill Pmt -Check	03/07/2017	5988	BXS Insurance Serv...		2221 · Vendors		6,502.00	-105,952.70
Bill Pmt -Check	03/09/2017	5989	Clearwater Enterpris...		2221 · Vendors		85,388.66	-191,341.36
Bill Pmt -Check	03/09/2017	5990	Navitas 1, LLC		2221 · Vendors		6,080.00	-197,421.36
Check	03/10/2017	Auto ...	KOC Insurance		924 · Insurance		94.50	-197,515.86
Payment	03/13/2017	1585	Fort Cobb Fuel Auth...		1201 · From m...	178,527.00		-18,988.86
Payment	03/13/2017	1554	Fort Cobb Fuel Auth...		1201 · From m...	150,235.00		131,246.14
Payment	03/13/2017	1292	Navitas TN NG LLC		1201 · From m...	10,000.00		141,246.14
Bill Pmt -Check	03/14/2017	Transfer	PayChex		2221 · Vendors		32,520.86	108,725.28
Bill Pmt -Check	03/14/2017	5991	Railroad Commissio...		2221 · Vendors		300.00	108,425.28
General Journal	03/16/2017	170316		Email transfer...	2323 · MSL - ...		50,000.00	58,425.28
General Journal	03/16/2017	170316		Email transfer...	2307 · LOC - B...		50,000.00	8,425.28
Bill Pmt -Check	03/17/2017	5992	Natural Gas Pipeline...	Acct # 5319 / ...	2221 · Vendors		492.50	7,932.78
Bill Pmt -Check	03/17/2017	5993	TDH Construction		2221 · Vendors		3,082.24	4,850.54
Payment	03/17/2017	1556	Fort Cobb Fuel Auth...		1201 · From m...	41,000.00		45,850.54
Payment	03/17/2017	1557	System FCFALD		1201 · From m...	8,579.23		54,429.77
Payment	03/17/2017	1248	Navitas OK3, LLC		1201 · From m...	10,000.00		64,429.77
Payment	03/17/2017	1247	System NOK3		1201 · From m...	421.20		64,850.97
Payment	03/17/2017	1152	Navitas Winstar LLC		1201 · From m...	20,000.00		84,850.97
Payment	03/17/2017	1151	System WSTAR		1201 · From m...	408.30		85,259.27
Payment	03/17/2017	1294	System NTNNG		1201 · From m...	442.42		85,701.69
Payment	03/17/2017	1587	System FCFA		1201 · From m...	31,310.47		117,012.16
Bill Pmt -Check	03/17/2017	5994	5100 Woody Sitton	Buddy Wells	2221 · Vendors		100.00	116,912.16
Bill Pmt -Check	03/17/2017	5995	Airgas, Inc.		2221 · Vendors		50.02	116,862.14
Bill Pmt -Check	03/17/2017	5996	Ally	024924239093	2221 · Vendors		602.92	116,259.22
Bill Pmt -Check	03/17/2017	5997	CenterPoint Energy	7257756-2	2221 · Vendors		95.01	116,164.21
Bill Pmt -Check	03/17/2017	5998	DirecTV	Account # 08...	2221 · Vendors		119.98	116,044.23
Bill Pmt -Check	03/17/2017	5999	Dirt Road Graphics		2221 · Vendors		518.98	115,525.25
Bill Pmt -Check	03/17/2017	6000	Farmers Coop	Account # 353	2221 · Vendors		3,465.28	112,059.97
Bill Pmt -Check	03/17/2017	6001	First Volunteer Bank		2221 · Vendors		13.00	112,046.97
Bill Pmt -Check	03/17/2017	6002	Haskell County Wat...	Acc # 10-1240	2221 · Vendors		18.00	112,028.97
Bill Pmt -Check	03/17/2017	6003	Hull Brothers, Inc.		2221 · Vendors		23,127.26	88,901.71
Bill Pmt -Check	03/17/2017	6004	Jellico Electric & Wa...	Account # 00...	2221 · Vendors		83.63	88,818.08
Bill Pmt -Check	03/17/2017	6005	Keystone-Beard Eq...		2221 · Vendors		33.80	88,784.28
Bill Pmt -Check	03/17/2017	6006	LMJ Industries		2221 · Vendors		1,000.00	87,784.28
Bill Pmt -Check	03/17/2017	6007	O'Reilly Auto Parts		2221 · Vendors		197.61	87,586.67
Bill Pmt -Check	03/17/2017	6008	Oglesby Volunteer F...	Annual Volunt...	2221 · Vendors		50.00	87,536.67
Bill Pmt -Check	03/17/2017	6009	R & R Water /Culligan	Account # 2279	2221 · Vendors		53.00	87,483.67
Bill Pmt -Check	03/17/2017	6010	Red River Valley Ru...	Account # 19...	2221 · Vendors		34.72	87,448.95
Bill Pmt -Check	03/17/2017	6011	Russmar Utility Man...		2221 · Vendors		1,000.00	86,448.95
Bill Pmt -Check	03/17/2017	6012	Servicestar	Customer # 2...	2221 · Vendors		49.17	86,399.78
Bill Pmt -Check	03/17/2017	6013	Battery Backup Pow...	February	2221 · Vendors		556.31	85,843.47
Bill Pmt -Check	03/17/2017	6014	Steve Jolley		2221 · Vendors		2,500.00	83,343.47
Bill Pmt -Check	03/17/2017	6015	Terminix Processing...	Cust # 7479088	2221 · Vendors		55.00	83,288.47
Bill Pmt -Check	03/17/2017	6016	The Town of Grace...		2221 · Vendors		75.00	83,213.47
Bill Pmt -Check	03/17/2017	6017	Time Warner Cable	Account # 84...	2221 · Vendors		710.16	82,503.31
Bill Pmt -Check	03/17/2017	6018	Totah Communicati...	account # 7460	2221 · Vendors		313.20	82,190.11
Bill Pmt -Check	03/17/2017	6019	Town of Eakly	Account # 888	2221 · Vendors		93.22	82,096.89
Bill Pmt -Check	03/17/2017	6020	Robert Parks		2221 · Vendors		4,008.00	78,088.89
Bill Pmt -Check	03/17/2017	6021	X Stream Services	0013081	2221 · Vendors		384.80	77,704.09

Navitas Utility Corporation
General Ledger
As of December 31, 2017

Type	Date	Num	Name	Memo	Split	Debit	Credit	Balance
Bill Pmt -Check	03/17/2017	6022	Time Warner Cable	Account # 84...	2221 · Vendors		194.61	77,509.48
Bill Pmt -Check	03/17/2017	6023	Pioneer Cellular - us...	Account # CN...	2221 · Vendors		92.64	77,416.84
Bill Pmt -Check	03/21/2017	Transfer	PayChex		2221 · Vendors		40,116.35	37,300.49
Payment	03/22/2017	1249	Navitas OK3, LLC		1201 · From m...	4,000.00		41,300.49
Payment	03/22/2017	1153	Navitas Winstar LLC		1201 · From m...	17,892.00		59,192.49
Payment	03/22/2017	1297	Navitas TN NG LLC		1201 · From m...	35,741.00		94,933.49
Payment	03/22/2017	1239	Navitas KY NG LLC		1201 · From m...	22,000.00		116,933.49
Payment	03/22/2017	1588	Fort Cobb Fuel Auth...		1201 · From m...	61,201.00		178,134.49
Bill Pmt -Check	03/22/2017	6024	Clearwater Enterpris...	Financial Mon...	2221 · Vendors		63,933.93	114,200.56
General Journal	03/23/2017	170323		Email transfer...	2307 · LOC - B...		100,000.00	14,200.56
Payment	03/23/2017	10772...	OK Department of T...		1251 · Other	28,221.36		42,421.92
Bill Pmt -Check	03/23/2017	6025	HTM Underground, ...	VOID:	2221 · Vendors	0.00		42,421.92
Payment	03/24/2017	1003	Billy Kerr		1251 · Other	149.60		42,571.52
Bill Pmt -Check	03/24/2017	6026	5100 John Guest		2221 · Vendors		249.53	42,321.99
Bill Pmt -Check	03/24/2017	6027	A New Energy LLC		2221 · Vendors		4,166.66	38,155.33
Bill Pmt -Check	03/24/2017	6028	Ally	024923459722	2221 · Vendors		645.10	37,510.23
Bill Pmt -Check	03/24/2017	6029	American Interstate ...	Policy AVWC...	2221 · Vendors		1,225.74	36,284.49
Bill Pmt -Check	03/24/2017	6030	The Anadarko Daily ...		2221 · Vendors		87.00	36,197.49
Bill Pmt -Check	03/24/2017	6031	AT&T Mobility	287021588346	2221 · Vendors		630.89	35,566.60
Bill Pmt -Check	03/24/2017	6032	Buckaloo Construction		2221 · Vendors		1,300.00	34,266.60
Bill Pmt -Check	03/24/2017	6033	Cotton Electric Coop...	Acc # 270660...	2221 · Vendors		67.41	34,199.19
Bill Pmt -Check	03/24/2017	6034	DBR Publishing Co, ...		2221 · Vendors		170.00	34,029.19
Bill Pmt -Check	03/24/2017	6035	Dixon Kirchoff, Inc	Customer # 0...	2221 · Vendors		13.92	34,015.27
Bill Pmt -Check	03/24/2017	6036	EGW Utilities, Inc.		2221 · Vendors		1,188.62	32,826.65
Bill Pmt -Check	03/24/2017	6037	Enable Gas Transmi...	Account # 26...	2221 · Vendors		1,939.17	30,887.48
Bill Pmt -Check	03/24/2017	6038	England Ford Inc	Cust # 1024	2221 · Vendors		54.42	30,833.06
Bill Pmt -Check	03/24/2017	6039	Guardian	Group ID: 00 ...	2221 · Vendors		314.68	30,518.38
Bill Pmt -Check	03/24/2017	6040	Hull Brothers, Inc.		2221 · Vendors		3,077.35	27,441.03
Bill Pmt -Check	03/24/2017	6041	Isco Industries, LLC		2221 · Vendors		1,329.19	26,111.84
Bill Pmt -Check	03/24/2017	6042	Kentucky Undergrou...	Customer ID: ...	2221 · Vendors		3.20	26,108.64
Bill Pmt -Check	03/24/2017	6043	Locke Supply		2221 · Vendors		293.71	25,814.93
Bill Pmt -Check	03/24/2017	6044	Monday's Stop N Sh...		2221 · Vendors		2,880.80	22,934.13
Bill Pmt -Check	03/24/2017	6045	Motley Gin, Inc.	Account ID: N...	2221 · Vendors		645.37	22,288.76
Bill Pmt -Check	03/24/2017	6046	Ochelata Utility Auth...	Account 1129	2221 · Vendors		325.77	21,962.99
Bill Pmt -Check	03/24/2017	6047	Pioneer Telephone ...	Account # PT...	2221 · Vendors		79.19	21,883.80
Bill Pmt -Check	03/24/2017	6048	Prince Plumbing LLC		2221 · Vendors		188.14	21,695.66
Bill Pmt -Check	03/24/2017	6049	Professional Collecti...		2221 · Vendors		130.00	21,565.66
Bill Pmt -Check	03/24/2017	6050	Purchase Power	Acct # 8000-9...	2221 · Vendors		500.00	21,065.66
Bill Pmt -Check	03/24/2017	6051	Quill		2221 · Vendors		499.46	20,566.20
Bill Pmt -Check	03/24/2017	6052	Roberta M. Rossi		2221 · Vendors		6,563.40	14,002.80
Bill Pmt -Check	03/24/2017	6053	Ron Comingdeer & ...		2221 · Vendors		2,083.00	11,919.80
Bill Pmt -Check	03/24/2017	6054	Sonitrol Orange Cou...	Customer # 3...	2221 · Vendors		127.35	11,792.45
Bill Pmt -Check	03/24/2017	6055	Southern California ...	Customer acc...	2221 · Vendors		262.60	11,529.85
Bill Pmt -Check	03/24/2017	6056	Southern Star Centr...		2221 · Vendors		11,690.23	-160.38
Bill Pmt -Check	03/24/2017	6057	Southwestern Sport...		2221 · Vendors		25.00	-185.38
Bill Pmt -Check	03/24/2017	6058	Enbridge/Spectra E...	Account # 29...	2221 · Vendors		1,670.00	-1,855.38
Bill Pmt -Check	03/24/2017	6059	State Fund		2221 · Vendors		820.50	-2,675.88
Bill Pmt -Check	03/24/2017	6060	Terminix Processing...	Cust # 7479088	2221 · Vendors		253.00	-2,928.88
Bill Pmt -Check	03/24/2017	6061	SoCal Gas	Account # 10...	2221 · Vendors		93.32	-3,022.20

Navitas Utility Corporation
General Ledger
As of December 31, 2017

Type	Date	Num	Name	Memo	Split	Debit	Credit	Balance
Bill Pmt -Check	03/24/2017	6062	Unifirst Holdings, In...		2221 · Vendors		635.58	-3,657.78
Bill Pmt -Check	03/24/2017	6063	Unifirst Holdings, In...		2221 · Vendors		131.73	-3,789.51
Bill Pmt -Check	03/24/2017	6064	Unifirst Holdings, In...		2221 · Vendors		300.13	-4,089.64
Bill Pmt -Check	03/24/2017	6065	Unifirst Holdings, In...		2221 · Vendors		131.70	-4,221.34
Bill Pmt -Check	03/24/2017	6066	Unifirst Holdings, In...		2221 · Vendors		89.04	-4,310.38
Bill Pmt -Check	03/24/2017	6067	Velma Public Works...		2221 · Vendors		107.00	-4,417.38
Bill Pmt -Check	03/24/2017	6068	Wann Stop		2221 · Vendors		97.59	-4,514.97
Bill Pmt -Check	03/24/2017	6069	Western Exterminat...	Cust # 15043...	2221 · Vendors		72.00	-4,586.97
Bill Pmt -Check	03/24/2017	6070	Windstream	Account # 04...	2221 · Vendors		336.34	-4,923.31
Bill Pmt -Check	03/24/2017	6071	Purchase Power	VOID: Acct # ...	2221 · Vendors	0.00		-4,923.31
Bill Pmt -Check	03/24/2017	6072	Purchase Power	Acct # 8000-9...	2221 · Vendors		332.32	-5,255.63
Payment	03/28/2017	1563	Fort Cobb Fuel Auth...		1201 · From m...	53,000.00		47,744.37
Payment	03/28/2017	1240	Navitas KY NG LLC		1201 · From m...	20,956.00		68,700.37
Payment	03/28/2017	1299	Navitas TN NG LLC		1201 · From m...	13,000.00		81,700.37
Payment	03/28/2017	1154	Navitas Winstar LLC		1201 · From m...	10,000.00		91,700.37
Check	03/28/2017	ACH	Bank 7 Credit Cards		-SPLIT-		10,752.49	80,947.88
Bill Pmt -Check	03/29/2017	6073	Railroad Commissio...	VOID:	2221 · Vendors	0.00		80,947.88
Bill Pmt -Check	03/30/2017	Transfer	PayChex		2221 · Vendors		34,642.21	46,305.67
Check	03/31/2017	ACH	Dell		2299 · Dell Re...		563.00	45,742.67
Bill Pmt -Check	04/04/2017	Transfer	PayChex		2221 · Vendors		40,294.76	5,447.91
Bill Pmt -Check	04/04/2017	6074	5100 Sue Yearwood		2221 · Vendors		1,346.44	4,101.47
Bill Pmt -Check	04/04/2017	6075	Access Cable Televi...	Acct # 09-003...	2221 · Vendors		144.22	3,957.25
Bill Pmt -Check	04/04/2017	6076	AFCO	04-98926209-...	2221 · Vendors		4,950.54	-993.29
Bill Pmt -Check	04/04/2017	6077	Aflac	Accout #: FG...	2221 · Vendors		153.12	-1,146.41
Bill Pmt -Check	04/04/2017	6078	Ally	024922596418	2221 · Vendors		624.64	-1,771.05
Bill Pmt -Check	04/04/2017	6079	Bemac Supply	Customer # 6...	2221 · Vendors		39.01	-1,810.06
Bill Pmt -Check	04/04/2017	6080	Cart Farm & Home ...		2221 · Vendors		39.05	-1,849.11
Bill Pmt -Check	04/04/2017	6081	CenterPoint Energy ...	Customer ID: ...	2221 · Vendors		1,804.18	-3,653.29
Bill Pmt -Check	04/04/2017	6082	Cintas Corporation #...		2221 · Vendors		100.00	-3,753.29
Bill Pmt -Check	04/04/2017	6083	CKenergy Electric C...		2221 · Vendors		320.00	-4,073.29
Bill Pmt -Check	04/04/2017	6084	Clearwater Enterpris...	Financial Mon...	2221 · Vendors		31,788.22	-35,861.51
Bill Pmt -Check	04/04/2017	6085	Corley Gasket Com...	Customer # F...	2221 · Vendors		195.82	-36,057.33
Bill Pmt -Check	04/04/2017	6086	DirecTV	Account # 03...	2221 · Vendors		166.98	-36,224.31
Bill Pmt -Check	04/04/2017	6087	E & S Oil Company		2221 · Vendors		20.00	-36,244.31
Bill Pmt -Check	04/04/2017	6088	EGW Utilities, Inc.	Customer ID ...	2221 · Vendors		916.14	-37,160.45
Bill Pmt -Check	04/04/2017	6089	Enable Oklahoma In...		2221 · Vendors		6,866.00	-44,026.45
Bill Pmt -Check	04/04/2017	6090	England Ford Inc	Cust # 1024	2221 · Vendors		59.87	-44,086.32
Bill Pmt -Check	04/04/2017	6091	F & M Bank	Loan 9995000	2221 · Vendors		630.87	-44,717.19
Bill Pmt -Check	04/04/2017	6092	BXS Insurance Serv...		2221 · Vendors		194.00	-44,911.19
Bill Pmt -Check	04/04/2017	6093	Harmon Electric Ass...	Account # 50...	2221 · Vendors		127.63	-45,038.82
Bill Pmt -Check	04/04/2017	6094	Harold's Auto Supply	Acct # 3530	2221 · Vendors		24.24	-45,063.06
Bill Pmt -Check	04/04/2017	6095	Haskell County Wat...	Acc # 10-1240	2221 · Vendors		19.80	-45,082.86
Bill Pmt -Check	04/04/2017	6096	Hudson Equipment		2221 · Vendors		93.77	-45,176.63
Bill Pmt -Check	04/04/2017	6097	Isco Industries, LLC		2221 · Vendors		449.20	-45,625.83
Bill Pmt -Check	04/04/2017	6098	Keystone-Beard Eq...		2221 · Vendors		723.79	-46,349.62
Bill Pmt -Check	04/04/2017	6099	Legacy Bank		2221 · Vendors		75.00	-46,424.62
Bill Pmt -Check	04/04/2017	6100	Liberty Mutual Insur...	Account # 40...	2221 · Vendors		2,833.09	-49,257.71
Bill Pmt -Check	04/04/2017	6101	Navitas Communica...		2221 · Vendors		2,000.00	-51,257.71
Bill Pmt -Check	04/04/2017	6102	O'Reilly Auto Parts		2221 · Vendors		96.82	-51,354.53

Navitas Utility Corporation
General Ledger
As of December 31, 2017

Type	Date	Num	Name	Memo	Split	Debit	Credit	Balance
Bill Pmt -Check	04/04/2017	6103	OCT Equipment LLC		2221 · Vendors		76.35	-51,430.88
Bill Pmt -Check	04/04/2017	6104	Oklahoma Gas Ass...		2221 · Vendors		650.00	-52,080.88
Bill Pmt -Check	04/04/2017	6105	Oklahoma Natural G...		2221 · Vendors		3,997.18	-56,078.06
Bill Pmt -Check	04/04/2017	6106	Opal Leach		2221 · Vendors		250.00	-56,328.06
Bill Pmt -Check	04/04/2017	6107	Pitney Bowes	Account # 00...	2221 · Vendors		634.38	-56,962.44
Bill Pmt -Check	04/04/2017	6108	Public Service Co.		2221 · Vendors		260.59	-57,223.03
Bill Pmt -Check	04/04/2017	6109	Quill	Account # C2...	2221 · Vendors		443.57	-57,666.60
Bill Pmt -Check	04/04/2017	6110	Railroad Commissio...		2221 · Vendors		150.00	-57,816.60
Bill Pmt -Check	04/04/2017	6111	Stephens Co. Rural ...	Account A-04...	2221 · Vendors		35.00	-57,851.60
Bill Pmt -Check	04/04/2017	6112	Terminix Processing...	Cust # 7479088	2221 · Vendors		55.00	-57,906.60
Bill Pmt -Check	04/04/2017	6113	Totah Communicati...	account # 7460	2221 · Vendors		289.41	-58,196.01
Bill Pmt -Check	04/04/2017	6114	Town of Eakly		2221 · Vendors		120.53	-58,316.54
Bill Pmt -Check	04/04/2017	6115	US Cellular	Account # 84...	2221 · Vendors		400.13	-58,716.67
Bill Pmt -Check	04/04/2017	6116	Velma Public Works...		2221 · Vendors		107.00	-58,823.67
Bill Pmt -Check	04/04/2017	6117	Verizon Wireless	Account # 87...	2221 · Vendors		732.47	-59,556.14
Bill Pmt -Check	04/04/2017	6118	Volunteer Trenching		2221 · Vendors		250.00	-59,806.14
Bill Pmt -Check	04/04/2017	6119	X Stream Services	0013081	2221 · Vendors		390.21	-60,196.35
Bill Pmt -Check	04/04/2017	6120	AFCO	04-98926209-...	2221 · Vendors		862.45	-61,058.80
Bill Pmt -Check	04/04/2017	6121	DirecTV	Account # 08...	2221 · Vendors		124.23	-61,183.03
Payment	04/04/2017	1564	Fort Cobb Fuel Auth...		1201 · From m...	100,000.00		38,816.97
Payment	04/04/2017	1250	Navitas OK3, LLC		1201 · From m...	2,209.00		41,025.97
Payment	04/04/2017	1245	Navitas KY NG LLC		1201 · From m...	2,000.00		43,025.97
Bill Pmt -Check	04/04/2017	6122	Hull Brothers, Inc.		2221 · Vendors		19,212.80	23,813.17
Bill Pmt -Check	04/04/2017	6123	NALLC - gas facilities		2221 · Vendors		7,368.30	16,444.87
Bill Pmt -Check	04/04/2017	6124	American Interstate ...	Policy AVWC...	2221 · Vendors		1,586.27	14,858.60
Payment	04/05/2017	1598	Fort Cobb Fuel Auth...		1201 · From m...	50,000.00		64,858.60
General Journal	04/07/2017	170407		Email transfer...	2307 · LOC - B...		100,000.00	-35,141.40
Payment	04/07/2017	1246	Navitas KY NG LLC		1201 · From m...	60,131.00		24,989.60
Check	04/10/2017	Auto ...	KOC Insurance		924 · Insurance		94.50	24,895.10
Bill Pmt -Check	04/10/2017	6125	TDH Construction		2221 · Vendors		1,976.21	22,918.89
Bill Pmt -Check	04/10/2017	6126	Navitas 1, LLC		2221 · Vendors		9,080.00	13,838.89
Payment	04/12/2017	1568	Fort Cobb Fuel Auth...		1201 · From m...	84,064.00		97,902.89
Payment	04/12/2017	1252	Navitas OK3, LLC		1201 · From m...	3,000.00		100,902.89
Payment	04/12/2017	1248	Navitas KY NG LLC		1201 · From m...	16,164.22		117,067.11
Payment	04/12/2017	1601	Fort Cobb Fuel Auth...		1201 · From m...	50,000.00		167,067.11
Bill Pmt -Check	04/12/2017	6128	Airgas, Inc.		2221 · Vendors		54.30	167,012.81
Bill Pmt -Check	04/12/2017	6129	Ally	024921495072	2221 · Vendors		593.55	166,419.26
Bill Pmt -Check	04/12/2017	6130	AT&T Mobility	287021588346	2221 · Vendors		636.25	165,783.01
Bill Pmt -Check	04/12/2017	6131	Bank 7	Loan 1010669	2221 · Vendors		3,481.50	162,301.51
Bill Pmt -Check	04/12/2017	6132	CenterPoint Energy	7257756-2	2221 · Vendors		75.63	162,225.88
Bill Pmt -Check	04/12/2017	6133	Farmers Coop	Account # 353	2221 · Vendors		2,954.85	159,271.03
Bill Pmt -Check	04/12/2017	6134	First Volunteer Bank		2221 · Vendors		23.00	159,248.03
Bill Pmt -Check	04/12/2017	6135	Motley Gin, Inc.	Account ID: N...	2221 · Vendors		432.20	158,815.83
Bill Pmt -Check	04/12/2017	6136	Natural Gas Pipeline...	Acct # 5319 / ...	2221 · Vendors		494.89	158,320.94
Bill Pmt -Check	04/12/2017	6137	Ochelata Utility Auth...	Account 1129	2221 · Vendors		150.05	158,170.89
Bill Pmt -Check	04/12/2017	6138	Pioneer Cellular - us...	Account # CN...	2221 · Vendors		93.99	158,076.90
Bill Pmt -Check	04/12/2017	6139	Pitney Bowes	Account # 00...	2221 · Vendors		220.29	157,856.61
Bill Pmt -Check	04/12/2017	6140	Purchase Power	Acct # 8000-9...	2221 · Vendors		49.13	157,807.48
Bill Pmt -Check	04/12/2017	6141	Quinton Parts Supply		2221 · Vendors		25.58	157,781.90

Navitas Utility Corporation
General Ledger
As of December 31, 2017

Type	Date	Num	Name	Memo	Split	Debit	Credit	Balance
Bill Pmt -Check	04/12/2017	6142	R & R Water /Culligan	Account # 2279	2221 · Vendors		67.84	157,714.06
Bill Pmt -Check	04/12/2017	6143	Red River Valley Ru...	Account # 19...	2221 · Vendors		35.56	157,678.50
Bill Pmt -Check	04/12/2017	6144	Servicestar	Customer # 2...	2221 · Vendors		49.17	157,629.33
Bill Pmt -Check	04/12/2017	6145	Time Warner Cable	Account # 84...	2221 · Vendors		290.42	157,338.91
Bill Pmt -Check	04/12/2017	6146	Western Exterminat...	Cust # 15043...	2221 · Vendors		72.00	157,266.91
Bill Pmt -Check	04/12/2017	6147	Ally	024924239093	2221 · Vendors		602.92	156,663.99
Bill Pmt -Check	04/12/2017	6148	Time Warner Cable	Account # 84...	2221 · Vendors		710.99	155,953.00
Bill Pmt -Check	04/13/2017	Transfer	PayChex		2221 · Vendors		33,524.79	122,428.21
Bill Pmt -Check	04/13/2017	6127	HTM Underground, ...		2221 · Vendors		28,221.36	94,206.85
General Journal	04/14/2017	170414		Email transfer...	2307 · LOC - B...		100,000.00	-5,793.15
Bill Pmt -Check	04/17/2017	6149	Pipeline Regulatory ...		2221 · Vendors		6,100.00	-11,893.15
Bill Pmt -Check	04/18/2017	Transfer	PayChex		2221 · Vendors		40,607.14	-52,500.29
Payment	04/18/2017	1307	Navitas TN NG LLC		1201 · From m...	15,000.00		-37,500.29
Payment	04/18/2017	1249	Navitas KY NG LLC		1201 · From m...	11,000.00		-26,500.29
Payment	04/18/2017	1570	Fort Cobb Fuel Auth...		1201 · From m...	35,000.00		8,499.71
Payment	04/20/2017	1309	Navitas TN NG LLC		1201 · From m...	24,680.75		33,180.46
Payment	04/20/2017	1250	Navitas KY NG LLC		1201 · From m...	7,000.00		40,180.46
Bill Pmt -Check	04/21/2017	Transfer	United Healthcare	Customer # 4...	2221 · Vendors		8,469.75	31,710.71
Bill Pmt -Check	04/21/2017	Transfer	United Healthcare	Customer # 5...	2221 · Vendors		26,705.21	5,005.50
Bill Pmt -Check	04/21/2017	6150	5100 Jerry Walker	J&M Market	2221 · Vendors		63.00	4,942.50
Bill Pmt -Check	04/21/2017	6151	5100 Woody Sitton	Billy Kerr	2221 · Vendors		100.00	4,842.50
Bill Pmt -Check	04/21/2017	6152	Ally	024923459722	2221 · Vendors		645.10	4,197.40
Bill Pmt -Check	04/21/2017	6153	Enable Gas Transmi...	Account # 26...	2221 · Vendors		1,882.43	2,314.97
Bill Pmt -Check	04/21/2017	6154	Guardian	Group ID: 00 ...	2221 · Vendors		314.68	2,000.29
Bill Pmt -Check	04/21/2017	6155	Jellico Electric & Wa...	Account # 00...	2221 · Vendors		86.59	1,913.70
Bill Pmt -Check	04/21/2017	6156	Klint Alexander	February 2017	2221 · Vendors		1,000.00	913.70
Bill Pmt -Check	04/21/2017	6157	LMJ Industries		2221 · Vendors		1,000.00	-86.30
Bill Pmt -Check	04/21/2017	6158	Mesa Consolidated ...	Acc # 045127...	2221 · Vendors		52.60	-138.90
Bill Pmt -Check	04/21/2017	6159	Monday's Stop N Sh...		2221 · Vendors		1,337.32	-1,476.22
Bill Pmt -Check	04/21/2017	6160	Norfolk Southern Co...	Customer # 1...	2221 · Vendors		100.00	-1,576.22
Bill Pmt -Check	04/21/2017	6161	Oklahoma Tax Com...	Vehicle Regis...	2221 · Vendors		107.50	-1,683.72
Bill Pmt -Check	04/21/2017	6162	Russmar Utility Man...		2221 · Vendors		1,000.00	-2,683.72
Bill Pmt -Check	04/21/2017	6163	SoCal Gas	Account # 10...	2221 · Vendors		36.89	-2,720.61
Bill Pmt -Check	04/21/2017	6164	Southern California ...	Customer acc...	2221 · Vendors		234.74	-2,955.35
Bill Pmt -Check	04/21/2017	6165	Enbridge/Spectra E...	Account # 29...	2221 · Vendors		1,671.44	-4,626.79
Bill Pmt -Check	04/21/2017	6166	Steve Jolley		2221 · Vendors		2,500.00	-7,126.79
Bill Pmt -Check	04/21/2017	6167	Robert Parks		2221 · Vendors		4,008.00	-11,134.79
Bill Pmt -Check	04/21/2017	6168	Unifirst Holdings, In...		2221 · Vendors		819.10	-11,953.89
Bill Pmt -Check	04/21/2017	6169	Unifirst Holdings, In...		2221 · Vendors		172.59	-12,126.48
Bill Pmt -Check	04/21/2017	6170	Unifirst Holdings, In...		2221 · Vendors		362.03	-12,488.51
Bill Pmt -Check	04/21/2017	6171	Unifirst Holdings, In...		2221 · Vendors		159.30	-12,647.81
Bill Pmt -Check	04/21/2017	6172	Unifirst Holdings, In...		2221 · Vendors		114.49	-12,762.30
Bill Pmt -Check	04/21/2017	6173	Windstream	Account # 04...	2221 · Vendors		322.33	-13,084.63
Bill Pmt -Check	04/21/2017	6174	Zee Medical Service...	Accoutn # 2312	2221 · Vendors		379.23	-13,463.86
Payment	04/21/2017	1000	Navitas Utility TX, LLC		1201 · From m...	150,800.00		137,336.14
Payment	04/21/2017	1603	Fort Cobb Fuel Auth...		1201 · From m...	65,109.00		202,445.14
Bill Pmt -Check	04/21/2017	6175	Cotton Electric Coop...	Acc # 270660...	2221 · Vendors		59.13	202,386.01
Bill Pmt -Check	04/21/2017	6176	Full Spectrum Servi...		2221 · Vendors		350.00	202,036.01
Bill Pmt -Check	04/21/2017	6177	Railroad Commissio...		2221 · Vendors		300.00	201,736.01

Navitas Utility Corporation
General Ledger
As of December 31, 2017

Type	Date	Num	Name	Memo	Split	Debit	Credit	Balance
General Journal	04/24/2017	170424		Email transfer...	2307 · LOC - B...		200,000.00	1,736.01
Payment	04/26/2017	10774...	OK Department of T...		1251 · Other	17,012.74		18,748.75
Bill Pmt -Check	04/27/2017	6178	HTM Underground, ...		2221 · Vendors		12,198.64	6,550.11
Payment	04/27/2017	1604	Fort Cobb Fuel Auth...		1201 · From m...	50,000.00		56,550.11
Payment	04/27/2017	1572	Fort Cobb Fuel Auth...		1201 · From m...	39,000.00		95,550.11
Payment	04/27/2017	1269	Navitas OK3, LLC		1201 · From m...	4,177.00		99,727.11
Payment	04/27/2017	1158	Navitas Winstar LLC		1201 · From m...	5,216.00		104,943.11
Payment	04/27/2017	1311	Navitas TN NG LLC		1201 · From m...	20,000.00		124,943.11
Payment	04/27/2017	1251	Navitas KY NG LLC		1201 · From m...	13,000.00		137,943.11
Bill Pmt -Check	04/28/2017	Transfer	PayChex		2221 · Vendors		34,625.34	103,317.77
General Journal	04/28/2017	170428		Loan from Wi...	1201 · From m...	100,000.00		203,317.77
Bill Pmt -Check	04/28/2017	6180	Northfork Electric C...	New Account ...	2221 · Vendors		325.00	202,992.77
Check	05/01/2017	ACH	Dell		2299 · Dell Re...		550.00	202,442.77
General Journal	05/01/2017	170501		Email transfer...	2307 · LOC - B...		200,000.00	2,442.77
Check	05/01/2017	ACH	Bank 7 Credit Cards		-SPLIT-		17,148.35	-14,705.58
Bill Pmt -Check	05/02/2017	Transfer	PayChex		2221 · Vendors		41,198.02	-55,903.60
Payment	05/02/2017	1574	Fort Cobb Fuel Auth...		1201 · From m...	36,000.00		-19,903.60
Payment	05/02/2017	1312	Navitas TN NG LLC		1201 · From m...	12,000.00		-7,903.60
Payment	05/02/2017	1252	Navitas KY NG LLC		1201 · From m...	2,000.00		-5,903.60
Payment	05/02/2017	1605	Fort Cobb Fuel Auth...		1201 · From m...	6,000.00		96.40
Bill Pmt -Check	05/02/2017	6181	Clearwater Enterpris...	Financial Mon...	2221 · Vendors		179,960.95	-179,864.55
Bill Pmt -Check	05/02/2017	6182	Navitas Communica...		2221 · Vendors		2,000.00	-181,864.55
Bill Pmt -Check	05/03/2017	6183	5100 John Guest		2221 · Vendors		249.53	-182,114.08
Bill Pmt -Check	05/03/2017	6184	5100 Sue Yearwood		2221 · Vendors		673.22	-182,787.30
Bill Pmt -Check	05/03/2017	6185	Access Cable Televi...	Acct # 09-003...	2221 · Vendors		144.22	-182,931.52
Bill Pmt -Check	05/03/2017	6186	AFCO	04-98926209-...	2221 · Vendors		4,950.54	-187,882.06
Bill Pmt -Check	05/03/2017	6187	Aflac	Accout #: FG...	2221 · Vendors		153.12	-188,035.18
Bill Pmt -Check	05/03/2017	6188	Ally	024922596418	2221 · Vendors		624.64	-188,659.82
Bill Pmt -Check	05/03/2017	6189	CenterPoint Energy ...	Customer ID: ...	2221 · Vendors		1,190.59	-189,850.41
Bill Pmt -Check	05/03/2017	6190	Cintas Corporation #...		2221 · Vendors		100.00	-189,950.41
Bill Pmt -Check	05/03/2017	6191	CKenergy Electric C...		2221 · Vendors		355.00	-190,305.41
Bill Pmt -Check	05/03/2017	6192	DirecTV	Account # 03...	2221 · Vendors		166.98	-190,472.39
Bill Pmt -Check	05/03/2017	6193	Dixon Kirchoff, Inc	Customer # 0...	2221 · Vendors		5.12	-190,477.51
Bill Pmt -Check	05/03/2017	6194	England Ford Inc	Cust # 1024	2221 · Vendors		52.27	-190,529.78
Bill Pmt -Check	05/03/2017	6195	F & M Bank	Loan 9995000	2221 · Vendors		630.87	-191,160.65
Bill Pmt -Check	05/03/2017	6196	Full Spectrum Servi...		2221 · Vendors		525.00	-191,685.65
Bill Pmt -Check	05/03/2017	6197	H & C Services and ...		2221 · Vendors		52.35	-191,738.00
Bill Pmt -Check	05/03/2017	6198	Harmon Electric Ass...	Account # 50...	2221 · Vendors		132.77	-191,870.77
Bill Pmt -Check	05/03/2017	6199	Haskell County Wat...	Acc # 10-1240	2221 · Vendors		18.00	-191,888.77
Bill Pmt -Check	05/03/2017	6200	Hudson Equipment		2221 · Vendors		16.41	-191,905.18
Bill Pmt -Check	05/03/2017	6201	Kentucky Undergrou...	Customer ID: ...	2221 · Vendors		4.80	-191,909.98
Bill Pmt -Check	05/03/2017	6202	Legacy Bank		2221 · Vendors		75.00	-191,984.98
Bill Pmt -Check	05/03/2017	6203	Liberty Mutual Insur...	Account # 40...	2221 · Vendors		2,833.09	-194,818.07
Bill Pmt -Check	05/03/2017	6204	Locke Supply		2221 · Vendors		246.07	-195,064.14
Bill Pmt -Check	05/03/2017	6205	O'Reilly Auto Parts		2221 · Vendors		11.96	-195,076.10
Bill Pmt -Check	05/03/2017	6206	Ochelata Utility Auth...	Account 1129	2221 · Vendors		142.05	-195,218.15
Bill Pmt -Check	05/03/2017	6207	OCT Equipment LLC		2221 · Vendors		23.30	-195,241.45
Bill Pmt -Check	05/03/2017	6208	Oklahoma Natural G...		2221 · Vendors		3,473.62	-198,715.07
Bill Pmt -Check	05/03/2017	6209	Opal Leach		2221 · Vendors		250.00	-198,965.07

Navitas Utility Corporation
General Ledger
As of December 31, 2017

Type	Date	Num	Name	Memo	Split	Debit	Credit	Balance
Bill Pmt -Check	05/03/2017	6210	Pioneer Telephone ...	Account # PT...	2221 · Vendors		105.14	-199,070.21
Bill Pmt -Check	05/03/2017	6211	Public Service Co.		2221 · Vendors		221.81	-199,292.02
Bill Pmt -Check	05/03/2017	6212	Quill		2221 · Vendors		237.85	-199,529.87
Bill Pmt -Check	05/03/2017	6213	Sonitrol Orange Cou...	Customer # 3...	2221 · Vendors		127.35	-199,657.22
Bill Pmt -Check	05/03/2017	6214	Battery Backup Pow...	March	2221 · Vendors		560.50	-200,217.72
Bill Pmt -Check	05/03/2017	6215	Stephens Co. Rural ...	Account A-04...	2221 · Vendors		35.00	-200,252.72
Bill Pmt -Check	05/03/2017	6216	Streetmaster, LLC		2221 · Vendors		4,390.40	-204,643.12
Bill Pmt -Check	05/03/2017	6217	Tate Boy's Tire & Se...		2221 · Vendors		400.30	-205,043.42
Bill Pmt -Check	05/03/2017	6218	TDH Construction		2221 · Vendors		2,764.50	-207,807.92
Bill Pmt -Check	05/03/2017	6219	Terminix Processing...	Cust # 7479088	2221 · Vendors		55.00	-207,862.92
Bill Pmt -Check	05/03/2017	6220	Town of Eakly		2221 · Vendors		115.97	-207,978.89
Bill Pmt -Check	05/03/2017	6221	Velma Public Works...		2221 · Vendors		93.00	-208,071.89
Bill Pmt -Check	05/03/2017	6222	Verizon Wireless	Account # 87...	2221 · Vendors		796.46	-208,868.35
Bill Pmt -Check	05/03/2017	6223	Volunteer Trenching		2221 · Vendors		250.00	-209,118.35
Bill Pmt -Check	05/03/2017	6224	Wann Stop		2221 · Vendors		37.22	-209,155.57
Bill Pmt -Check	05/03/2017	6225	X Stream Services	0013081	2221 · Vendors		384.18	-209,539.75
Bill Pmt -Check	05/03/2017	6226	AFCO	04-98926209-...	2221 · Vendors		862.45	-210,402.20
Bill Pmt -Check	05/03/2017	6227	DirecTV	Account # 08...	2221 · Vendors		119.98	-210,522.18
Bill Pmt -Check	05/03/2017	6228	England Ford Inc	Cust # 1024	2221 · Vendors		58.09	-210,580.27
Bill Pmt -Check	05/03/2017		Bennett-Morris & As...	QuickBooks g...	2221 · Vendors	0.00		-210,580.27
Bill Pmt -Check	05/03/2017	6229	Delgasco, Inc.	Account # 16...	2221 · Vendors		28,255.92	-238,836.19
Bill Pmt -Check	05/03/2017	6230	Navitas 1, LLC		2221 · Vendors		9,080.00	-247,916.19
Bill Pmt -Check	05/05/2017	6231	B & W Pipeline		2221 · Vendors		43,374.43	-291,290.62
Bill Pmt -Check	05/05/2017	6232	Sparta Energy		2221 · Vendors		41,405.33	-332,695.95
Payment	05/08/2017	1576	Fort Cobb Fuel Auth...		1201 · From m...	50,000.00		-282,695.95
Payment	05/08/2017	1609	Fort Cobb Fuel Auth...		1201 · From m...	5,000.00		-277,695.95
General Journal	05/08/2017	170508		Loan Advance	2307 · LOC - B...	150,000.00		-127,695.95
Bill Pmt -Check	05/08/2017	6233	Bank 7	Loan 1010669	2221 · Vendors		1,282.19	-128,978.14
Bill Pmt -Check	05/09/2017	6234	Hull Brothers, Inc.	TX-A Mobiliza...	2221 · Vendors		10,000.00	-138,978.14
Check	05/10/2017	Auto ...	KOC Insurance		924 · Insurance		94.50	-139,072.64
Payment	05/10/2017	1577	Fort Cobb Fuel Auth...		1201 · From m...	45,000.00		-94,072.64
Payment	05/11/2017	1578	Fort Cobb Fuel Auth...		1201 · From m...	35,295.00		-58,777.64
Payment	05/11/2017	1615	Fort Cobb Fuel Auth...		1201 · From m...	30,000.00		-28,777.64
Bill Pmt -Check	05/11/2017	6235	A New Energy LLC		2221 · Vendors		4,166.66	-32,944.30
Bill Pmt -Check	05/11/2017	6236	Airgas, Inc.		2221 · Vendors		53.19	-32,997.49
Bill Pmt -Check	05/11/2017	6237	Ally	024921495072	2221 · Vendors		593.55	-33,591.04
Bill Pmt -Check	05/11/2017	6238	B & B Meter Service		2221 · Vendors		1,475.00	-35,066.04
Bill Pmt -Check	05/11/2017	6239	Brown Ford & Mercu...		2221 · Vendors		938.00	-36,004.04
Bill Pmt -Check	05/11/2017	6240	Cart Farm & Home ...		2221 · Vendors		57.60	-36,061.64
Bill Pmt -Check	05/11/2017	6241	CenterPoint Energy	7257756-2	2221 · Vendors		82.01	-36,143.65
Bill Pmt -Check	05/11/2017	6242	Enable Oklahoma In...		2221 · Vendors		3,465.80	-39,609.45
Bill Pmt -Check	05/11/2017	6243	Farmers Coop	Account # 353	2221 · Vendors		2,605.56	-42,215.01
Bill Pmt -Check	05/11/2017	6244	First Volunteer Bank		2221 · Vendors		14.00	-42,229.01
Bill Pmt -Check	05/11/2017	6245	Hinton Auto Supply		2221 · Vendors		20.70	-42,249.71
Bill Pmt -Check	05/11/2017	6246	Isco Industries, LLC		2221 · Vendors		580.60	-42,830.31
Bill Pmt -Check	05/11/2017	6247	Jellico Electric & Wa...	Account # 00...	2221 · Vendors		89.02	-42,919.33
Bill Pmt -Check	05/11/2017	6248	Jenkins Oilfield Sup...	Customer Acc...	2221 · Vendors		409.80	-43,329.13
Bill Pmt -Check	05/11/2017	6249	Mike's Garage		2221 · Vendors		341.24	-43,670.37
Bill Pmt -Check	05/11/2017	6250	Motley Gin, Inc.	Account ID: N...	2221 · Vendors		271.79	-43,942.16

Navitas Utility Corporation
General Ledger
As of December 31, 2017

Type	Date	Num	Name	Memo	Split	Debit	Credit	Balance
Bill Pmt -Check	05/11/2017	6251	Natural Gas Pipeline...	Acct # 5319 / ...	2221 · Vendors		494.70	-44,436.86
Bill Pmt -Check	05/11/2017	6252	O'Reilly Auto Parts		2221 · Vendors		161.61	-44,598.47
Bill Pmt -Check	05/11/2017	6253	Pioneer Cellular - us...	Account # CN...	2221 · Vendors		92.69	-44,691.16
Bill Pmt -Check	05/11/2017	6254	Quinton Parts Supply		2221 · Vendors		72.38	-44,763.54
Bill Pmt -Check	05/11/2017	6255	R & R Water /Culligan	Account # 2279	2221 · Vendors		53.00	-44,816.54
Bill Pmt -Check	05/11/2017	6256	Red River Valley Ru...	Account # 19...	2221 · Vendors		37.60	-44,854.14
Bill Pmt -Check	05/11/2017	6257	Roberta M. Rossi		2221 · Vendors		5,262.60	-50,116.74
Bill Pmt -Check	05/11/2017	6258	Ron Comingdeer & ...		2221 · Vendors		2,083.00	-52,199.74
Bill Pmt -Check	05/11/2017	6259	Sonitrol Orange Cou...	Customer # 3...	2221 · Vendors		354.47	-52,554.21
Bill Pmt -Check	05/11/2017	6260	Southern Star Centr...		2221 · Vendors		10,167.97	-62,722.18
Bill Pmt -Check	05/11/2017	6261	Time Warner Cable	Account # 84...	2221 · Vendors		290.42	-63,012.60
Bill Pmt -Check	05/11/2017	6262	Totah Communicati...	account # 7460	2221 · Vendors		289.41	-63,302.01
Bill Pmt -Check	05/11/2017	6263	US Cellular	VOID: Accou...	2221 · Vendors	0.00		-63,302.01
Bill Pmt -Check	05/11/2017	6264	Western Exterminat...	Cust # 15043...	2221 · Vendors		72.00	-63,374.01
Bill Pmt -Check	05/11/2017	6265	Time Warner Cable	Account # 84...	2221 · Vendors		709.97	-64,083.98
Bill Pmt -Check	05/12/2017	Transfer	PayChex		2221 · Vendors		33,548.39	-97,632.37
Bill Pmt -Check	05/15/2017	6266	EGW Utilities, Inc.		2221 · Vendors		5,072.51	-102,704.88
Payment	05/15/2017	Transfer	Fort Cobb Fuel Auth...		1201 · From m...	20,000.00		-82,704.88
Payment	05/15/2017	Transfer	Fort Cobb Fuel Auth...		1201 · From m...	10,000.00		-72,704.88
Payment	05/15/2017	Transfer	Navitas OK3, LLC		1201 · From m...	4,000.00		-68,704.88
Payment	05/15/2017	Transfer	Navitas KY NG LLC		1201 · From m...	7,000.00		-61,704.88
Payment	05/15/2017	Transfer	Navitas TN NG LLC		1201 · From m...	4,000.00		-57,704.88
General Journal	05/15/2017	170515		Loan Advance	2307 · LOC - B...	100,000.00		42,295.12
General Journal	05/15/2017	170515		NSF fee	6320 · Bank fees		29.00	42,266.12
General Journal	05/15/2017	170515		NSF fee	6320 · Bank fees		29.00	42,237.12
Bill Pmt -Check	05/16/2017	Transfer	PayChex		2221 · Vendors		41,102.74	1,134.38
Bill Pmt -Check	05/19/2017	6267	Pipeline Regulatory ...		2221 · Vendors		6,000.00	-4,865.62
Bill Pmt -Check	05/22/2017	6268	United Rentals, Inc.	Customer: 13...	2221 · Vendors		3,091.84	-7,957.46
Payment	05/22/2017	1315	Navitas TN NG LLC		1201 · From m...	28,887.00		20,929.54
Bill Pmt -Check	05/22/2017	6269	Ally	024924239093	2221 · Vendors		602.92	20,326.62
Bill Pmt -Check	05/22/2017	6270	AT&T Mobility	287021588346	2221 · Vendors		632.25	19,694.37
Bill Pmt -Check	05/22/2017	6271	B & B Meter Service		2221 · Vendors		370.00	19,324.37
Bill Pmt -Check	05/22/2017	6272	Cotton Electric Coop...	Acc # 270660...	2221 · Vendors		56.90	19,267.47
Bill Pmt -Check	05/22/2017	6273	Enable Gas Transmi...	Account # 26...	2221 · Vendors		1,877.65	17,389.82
Bill Pmt -Check	05/22/2017	6274	Gillingham Heating ...		2221 · Vendors		715.00	16,674.82
Bill Pmt -Check	05/22/2017	6275	Guardian	Group ID: 00 ...	2221 · Vendors		314.68	16,360.14
Bill Pmt -Check	05/22/2017	6276	Hull Brothers, Inc.	Pizza King - A...	2221 · Vendors		774.75	15,585.39
Bill Pmt -Check	05/22/2017	6277	Monday's Stop N Sh...		2221 · Vendors		1,479.47	14,105.92
Bill Pmt -Check	05/22/2017	6278	OCT Equipment LLC		2221 · Vendors		347.67	13,758.25
Bill Pmt -Check	05/22/2017	6279	Public Service Co.	Account # 95...	2221 · Vendors		26.00	13,732.25
Bill Pmt -Check	05/22/2017	6280	Purchase Power	Acct # 8000-9...	2221 · Vendors		500.00	13,232.25
Bill Pmt -Check	05/22/2017	6281	Quill	Account # C2...	2221 · Vendors		57.46	13,174.79
Bill Pmt -Check	05/22/2017	6282	ReadyRefresh	Account # 00...	2221 · Vendors		275.66	12,899.13
Bill Pmt -Check	05/22/2017	6283	Servicestar	Customer # 2...	2221 · Vendors		49.17	12,849.96
Bill Pmt -Check	05/22/2017	6284	SoCal Gas	Account # 10...	2221 · Vendors		2.82	12,847.14
Bill Pmt -Check	05/22/2017	6285	Southern California ...	Customer acc...	2221 · Vendors		249.32	12,597.82
Bill Pmt -Check	05/22/2017	6286	Enbridge/Spectra E...	Account # 29...	2221 · Vendors		1,670.51	10,927.31
Bill Pmt -Check	05/22/2017	6287	The Town of Grace...		2221 · Vendors		150.00	10,777.31
Bill Pmt -Check	05/22/2017	6288	Windstream	Account # 04...	2221 · Vendors		322.54	10,454.77

Navitas Utility Corporation
General Ledger
As of December 31, 2017

Type	Date	Num	Name	Memo	Split	Debit	Credit	Balance
Bill Pmt -Check	05/22/2017	6289	Ally	024923459722	2221 · Vendors		645.10	9,809.67
Check	05/22/2017	ACH	Bank 7 Credit Cards		-SPLIT-		7,189.85	2,619.82
Bill Pmt -Check	05/23/2017	6290	American Interstate ...	Policy AVWC...	2221 · Vendors		1,453.64	1,166.18
Bill Pmt -Check	05/23/2017	Transfer	United Healthcare	Customer # 4...	2221 · Vendors		8,469.75	-7,303.57
Bill Pmt -Check	05/23/2017	Transfer	United Healthcare	Customer # 5...	2221 · Vendors		28,981.99	-36,285.56
Payment	05/23/2017	1580	Fort Cobb Fuel Auth...		1201 · From m...	40,630.00		4,344.44
Bill Pmt -Check	05/23/2017	6291	NALLC - gas facilities		2221 · Vendors		9,812.52	-5,468.08
Payment	05/23/2017	1316	Navitas TN NG LLC		1201 · From m...	5,000.00		-468.08
Payment	05/23/2017	1616	Fort Cobb Fuel Auth...		1201 · From m...	10,997.00		10,528.92
General Journal	05/24/2017	170524		Wire fee	2307 · LOC - B...		25.00	10,503.92
General Journal	05/24/2017	170524		Wire to RV	2307 · LOC - B...	15,000.00		25,503.92
General Journal	05/24/2017	170524		Wire to RV	2307 · LOC - B...		15,000.00	10,503.92
Bill Pmt -Check	05/26/2017	6292	Equipment Controls ...	Customer # 1...	2221 · Vendors		8,694.00	1,809.92
Bill Pmt -Check	05/26/2017	6293	Clearwater Enterpris...	Financial Mon...	2221 · Vendors		50,000.00	-48,190.08
Bill Pmt -Check	05/26/2017	6294	Hull Brothers, Inc.	TX-A Phase 1	2221 · Vendors		10,000.00	-58,190.08
Payment	05/26/2017	1271	Navitas OK3, LLC		1201 · From m...	3,000.00		-55,190.08
Payment	05/26/2017	1317	Navitas TN NG LLC		1201 · From m...	5,000.00		-50,190.08
Payment	05/26/2017	1255	Navitas KY NG LLC		1201 · From m...	3,029.00		-47,161.08
Payment	05/26/2017	1619	Fort Cobb Fuel Auth...		1201 · From m...	20,704.00		-26,457.08
Payment	05/26/2017	1582	Fort Cobb Fuel Auth...		1201 · From m...	27,000.00		542.92
Bill Pmt -Check	05/30/2017	Transfer	PayChex		2221 · Vendors		33,570.45	-33,027.53
Payment	05/30/2017	1583	Fort Cobb Fuel Auth...		1201 · From m...	9,000.00		-24,027.53
Payment	05/30/2017	1318	Navitas TN NG LLC		1201 · From m...	2,000.00		-22,027.53
Payment	05/30/2017	1256	Navitas KY NG LLC		1201 · From m...	3,000.00		-19,027.53
General Journal	05/30/2017	16955...	Travelers Insurance	Surety for poli...	924 · Insurance	157.79		-18,869.74
General Journal	05/30/2017	63458...	Cintas Corporation #...	refund for unif...	923.16 · Outsi...	3.60		-18,866.14
General Journal	05/30/2017	392108	AFCO	Refund from ...	924 · Insurance	12.37		-18,853.77
Check	05/31/2017	ACH	Dell		2299 · Dell Re...		537.00	-19,390.77
Bill Pmt -Check	05/31/2017	Transfer	PayChex		2221 · Vendors		39,914.87	-59,305.64
General Journal	05/31/2017	170531		Repay Loan	2302 · SHL - RV	15,000.00		-44,305.64
General Journal	05/31/2017	170531		Interest on ov...	427 · Interest ...		23.05	-44,328.69
Bill Pmt -Check	06/01/2017	6295	Petrol Energy, LLC		2221 · Vendors		100,614.20	-144,942.89
Bill Pmt -Check	06/06/2017	6297	5100 John Guest		2221 · Vendors		249.53	-145,192.42
Bill Pmt -Check	06/06/2017	6298	5100 Sue Yearwood		2221 · Vendors		673.22	-145,865.64
Bill Pmt -Check	06/06/2017	6299	Access Cable Televi...	Acct # 09-003...	2221 · Vendors		144.22	-146,009.86
Bill Pmt -Check	06/06/2017	6300	AFCO	04-98926209-...	2221 · Vendors		862.45	-146,872.31
Bill Pmt -Check	06/06/2017	6301	Aflac	Accout #: FG...	2221 · Vendors		229.68	-147,101.99
Bill Pmt -Check	06/06/2017	6302	Ally	024922596418	2221 · Vendors		624.64	-147,726.63
Bill Pmt -Check	06/06/2017	6303	American Interstate ...	Policy AVWC...	2221 · Vendors		2,407.79	-150,134.42
Bill Pmt -Check	06/06/2017	6304	Cart Farm & Home ...		2221 · Vendors		26.24	-150,160.66
Bill Pmt -Check	06/06/2017	6305	CenterPoint Energy ...	Customer ID: ...	2221 · Vendors		866.16	-151,026.82
Bill Pmt -Check	06/06/2017	6306	Cintas Corporation #...		2221 · Vendors		100.00	-151,126.82
Bill Pmt -Check	06/06/2017	6307	CKenergy Electric C...		2221 · Vendors		505.00	-151,631.82
Bill Pmt -Check	06/06/2017	6308	DirecTV	Account # 03...	2221 · Vendors		93.98	-151,725.80
Bill Pmt -Check	06/06/2017	6309	Dixon Kirchoff, Inc		2221 · Vendors		754.69	-152,480.49
Bill Pmt -Check	06/06/2017	6310	Enable Oklahoma In...		2221 · Vendors		2,363.00	-154,843.49
Bill Pmt -Check	06/06/2017	6311	F & M Bank	Loan 9995000	2221 · Vendors		630.87	-155,474.36
Bill Pmt -Check	06/06/2017	6312	Farmers Coop	Account # 353	2221 · Vendors		2,912.09	-158,386.45
Bill Pmt -Check	06/06/2017	6313	First Volunteer Bank		2221 · Vendors		18.00	-158,404.45

Navitas Utility Corporation
General Ledger
As of December 31, 2017

Type	Date	Num	Name	Memo	Split	Debit	Credit	Balance
Bill Pmt -Check	06/06/2017	6314	Harmon Electric Ass...	Account # 50...	2221 · Vendors		157.79	-158,562.24
Bill Pmt -Check	06/06/2017	6315	Harold's Auto Supply	Acct # 3530	2221 · Vendors		132.65	-158,694.89
Bill Pmt -Check	06/06/2017	6316	Haskell County Wat...	Acc # 10-1240	2221 · Vendors		18.00	-158,712.89
Bill Pmt -Check	06/06/2017	6317	Hudson Equipment		2221 · Vendors		211.96	-158,924.85
Bill Pmt -Check	06/06/2017	6318	Isco Industries, LLC		2221 · Vendors		816.87	-159,741.72
Bill Pmt -Check	06/06/2017	6319	IT Management Sol...		2221 · Vendors		179.88	-159,921.60
Bill Pmt -Check	06/06/2017	6320	Jenkins Oilfield Sup...	Customer Acc...	2221 · Vendors		515.61	-160,437.21
Bill Pmt -Check	06/06/2017	6321	Klint Alexander	March 2017	2221 · Vendors		1,000.00	-161,437.21
Bill Pmt -Check	06/06/2017	6322	Legacy Bank		2221 · Vendors		75.00	-161,512.21
Bill Pmt -Check	06/06/2017	6323	LMJ Industries		2221 · Vendors		1,000.00	-162,512.21
Bill Pmt -Check	06/06/2017	6324	Locke Supply		2221 · Vendors		46.81	-162,559.02
Bill Pmt -Check	06/06/2017	6325	Miguel Morales		2221 · Vendors		650.00	-163,209.02
Bill Pmt -Check	06/06/2017	6326	Natural Gas Pipeline...	Acct # 5319 / ...	2221 · Vendors		494.80	-163,703.82
Bill Pmt -Check	06/06/2017	6327	Ochelata Utility Auth...	Account 1129	2221 · Vendors		150.05	-163,853.87
Bill Pmt -Check	06/06/2017	6328	Oklahoma Natural G...		2221 · Vendors		3,202.24	-167,056.11
Bill Pmt -Check	06/06/2017	6329	Opal Leach		2221 · Vendors		250.00	-167,306.11
Bill Pmt -Check	06/06/2017	6330	Pioneer Cellular - us...	Account # CN...	2221 · Vendors		92.64	-167,398.75
Bill Pmt -Check	06/06/2017	6331	Pioneer Telephone ...	Account # PT...	2221 · Vendors		103.63	-167,502.38
Bill Pmt -Check	06/06/2017	6332	Pipeline Regulatory ...		2221 · Vendors		555.00	-168,057.38
Bill Pmt -Check	06/06/2017	6333	Public Service Co.		2221 · Vendors		244.86	-168,302.24
Bill Pmt -Check	06/06/2017	6334	ReadyRefresh	Account # 00...	2221 · Vendors		31.84	-168,334.08
Bill Pmt -Check	06/06/2017	6335	Red River Valley Ru...	Account # 19...	2221 · Vendors		37.80	-168,371.88
Bill Pmt -Check	06/06/2017	6336	Sonitrol Orange Cou...	Customer # 3...	2221 · Vendors		131.35	-168,503.23
Bill Pmt -Check	06/06/2017	6337	Stephens Co. Rural ...	Account A-04...	2221 · Vendors		35.00	-168,538.23
Bill Pmt -Check	06/06/2017	6338	Steve Jolley		2221 · Vendors		2,500.00	-171,038.23
Bill Pmt -Check	06/06/2017	6339	TDH Construction		2221 · Vendors		1,380.00	-172,418.23
Bill Pmt -Check	06/06/2017	6340	Terminix Processing...	Cust # 7479088	2221 · Vendors		55.00	-172,473.23
Bill Pmt -Check	06/06/2017	6341	The Town of Grace...		2221 · Vendors		75.00	-172,548.23
Bill Pmt -Check	06/06/2017	6342	Totah Communicati...	account # 7460	2221 · Vendors		289.41	-172,837.64
Bill Pmt -Check	06/06/2017	6343	Town of Eakly		2221 · Vendors		111.54	-172,949.18
Bill Pmt -Check	06/06/2017	6344	Robert Parks		2221 · Vendors		4,008.00	-176,957.18
Bill Pmt -Check	06/06/2017	6345	U S Postmaster	P.O. BOX 183	2221 · Vendors		116.00	-177,073.18
Bill Pmt -Check	06/06/2017	6346	Unifirst Holdings, In...		2221 · Vendors		1,054.51	-178,127.69
Bill Pmt -Check	06/06/2017	6347	Unifirst Holdings, In...		2221 · Vendors		199.20	-178,326.89
Bill Pmt -Check	06/06/2017	6348	Unifirst Holdings, In...		2221 · Vendors		431.82	-178,758.71
Bill Pmt -Check	06/06/2017	6349	Unifirst Holdings, In...		2221 · Vendors		196.20	-178,954.91
Bill Pmt -Check	06/06/2017	6350	Unifirst Holdings, In...		2221 · Vendors		119.58	-179,074.49
Bill Pmt -Check	06/06/2017	6351	US Cellular	Account # 84...	2221 · Vendors		405.55	-179,480.04
Bill Pmt -Check	06/06/2017	6352	Velma Public Works...		2221 · Vendors		100.00	-179,580.04
Bill Pmt -Check	06/06/2017	6353	Verizon Wireless	Account # 87...	2221 · Vendors		738.11	-180,318.15
Bill Pmt -Check	06/06/2017	6354	Volunteer Trenching		2221 · Vendors		250.00	-180,568.15
Bill Pmt -Check	06/06/2017	6355	X Stream Services	0013081	2221 · Vendors		384.67	-180,952.82
Bill Pmt -Check	06/06/2017	6356	Ally	024921495072	2221 · Vendors		593.55	-181,546.37
General Journal	06/07/2017	170607		Loan Advance	2307 · LOC - B...	50,000.00		-131,546.37
Payment	06/07/2017	1585	Fort Cobb Fuel Auth...		1201 · From m...	45,000.00		-86,546.37
Bill Pmt -Check	06/07/2017	6357	Navitas 1, LLC		2221 · Vendors		9,080.00	-95,626.37
Bill Pmt -Check	06/07/2017	6358	Navitas Communica...		2221 · Vendors		2,000.00	-97,626.37
Bill Pmt -Check	06/09/2017	6359	Hull Brothers, Inc.		2221 · Vendors		4,941.40	-102,567.77
Payment	06/09/2017	1261	Navitas KY NG LLC		1201 · From m...	62,000.00		-40,567.77

Navitas Utility Corporation
General Ledger
As of December 31, 2017

Type	Date	Num	Name	Memo	Split	Debit	Credit	Balance
Payment	06/09/2017	1273	Navitas OK3, LLC		1201 · From m...	4,359.00		-36,208.77
Bill Pmt -Check	06/09/2017	6360	A New Energy LLC		2221 · Vendors		4,166.66	-40,375.43
Bill Pmt -Check	06/09/2017	6361	CenterPoint Energy	7257756-2	2221 · Vendors		80.34	-40,455.77
Bill Pmt -Check	06/09/2017	6362	Continental Industrie...		2221 · Vendors		1,407.77	-41,863.54
Bill Pmt -Check	06/09/2017	6363	Delgasco, Inc.	Account # 16...	2221 · Vendors		18,676.80	-60,540.34
Bill Pmt -Check	06/09/2017	6364	Farmers Coop Mill &...		2221 · Vendors		47.00	-60,587.34
Bill Pmt -Check	06/09/2017	6365	Jenkins Oilfield Sup...	Customer Acc...	2221 · Vendors		368.63	-60,955.97
Bill Pmt -Check	06/09/2017	6366	Keystone-Beard Eq...		2221 · Vendors		65.70	-61,021.67
Bill Pmt -Check	06/09/2017	6367	O'Reilly Auto Parts		2221 · Vendors		270.39	-61,292.06
Bill Pmt -Check	06/09/2017	6368	OCT Equipment LLC		2221 · Vendors		231.06	-61,523.12
Bill Pmt -Check	06/09/2017	6369	Prince Plumbing LLC		2221 · Vendors		184.88	-61,708.00
Bill Pmt -Check	06/09/2017	6370	Roberta M. Rossi		2221 · Vendors		3,476.40	-65,184.40
Bill Pmt -Check	06/09/2017	6371	Ron Comingdeer & ...		2221 · Vendors		2,083.00	-67,267.40
Bill Pmt -Check	06/09/2017	6372	Russmar Utility Man...		2221 · Vendors		1,000.00	-68,267.40
Bill Pmt -Check	06/09/2017	6373	Servicestar	Customer # 2...	2221 · Vendors		49.17	-68,316.57
Bill Pmt -Check	06/09/2017	6374	Battery Backup Pow...	April	2221 · Vendors		506.69	-68,823.26
Bill Pmt -Check	06/09/2017	6375	Southern Star Centr...		2221 · Vendors		10,923.01	-79,746.27
Bill Pmt -Check	06/09/2017	6376	Jellico Electric & Wa...	Account # 00...	2221 · Vendors		82.44	-79,828.71
Bill Pmt -Check	06/09/2017	6377	Time Warner Cable	Account # 84...	2221 · Vendors		708.77	-80,537.48
Bill Pmt -Check	06/09/2017	6378	Time Warner Cable	Account # 84...	2221 · Vendors		290.42	-80,827.90
Check	06/10/2017	Auto ...	KOC Insurance		924 · Insurance		94.50	-80,922.40
Payment	06/12/2017	1588	Fort Cobb Fuel Auth...		1201 · From m...	15,000.00		-65,922.40
Payment	06/12/2017	1626	Fort Cobb Fuel Auth...		1201 · From m...	25,000.00		-40,922.40
Bill Pmt -Check	06/13/2017	Transfer	PayChex		2221 · Vendors		41,856.12	-82,778.52
Payment	06/13/2017	1589	Fort Cobb Fuel Auth...		1201 · From m...	22,000.00		-60,778.52
Payment	06/13/2017	1627	Fort Cobb Fuel Auth...		1201 · From m...	19,000.00		-41,778.52
Payment	06/13/2017	1274	Navitas OK3, LLC		1201 · From m...	3,064.00		-38,714.52
General Journal	06/13/2017	170613		Loan Advance	2307 · LOC - B...	35,000.00		-3,714.52
General Journal	06/13/2017	170613	Bank 7	Fees for rene...	-SPLIT-		698.77	-4,413.29
Bill Pmt -Check	06/14/2017	Transfer	PayChex		2221 · Vendors		33,570.45	-37,983.74
Payment	06/14/2017	1590	Fort Cobb Fuel Auth...		1201 · From m...	14,000.00		-23,983.74
Payment	06/14/2017	1628	Fort Cobb Fuel Auth...		1201 · From m...	8,000.00		-15,983.74
Payment	06/14/2017	1001	Navitas Utility TX, LLC		1201 · From m...	4,000.00		-11,983.74
Payment	06/15/2017	1262	Navitas KY NG LLC		1201 · From m...	4,000.00		-7,983.74
Payment	06/15/2017	1629	Fort Cobb Fuel Auth...		1201 · From m...	10,000.00		2,016.26
Bill Pmt -Check	06/16/2017	6379	Bell Engineering		2221 · Vendors		25,000.00	-22,983.74
Bill Pmt -Check	06/16/2017	6380	EGW Utilities, Inc.		2221 · Vendors		77,575.61	-100,559.35
Bill Pmt -Check	06/16/2017	6381	Hull Brothers, Inc.		2221 · Vendors		15,497.17	-116,056.52
Payment	06/16/2017	1002	Navitas Utility TX, LLC		1201 · From m...	120,000.00		3,943.48
Bill Pmt -Check	06/16/2017	6382	Ally	024924239093	2221 · Vendors		602.92	3,340.56
Bill Pmt -Check	06/16/2017	6383	Clearwater Enterpris...	Financial Mon...	2221 · Vendors		32,207.90	-28,867.34
Check	06/20/2017	CASH	925 I/D Safety & Se...	Safety Incentive	925 · I/D - Safe...		3,300.00	-32,167.34
Payment	06/21/2017	Transfer	Fort Cobb Fuel Auth...		1201 · From m...	13,000.00		-19,167.34
Payment	06/21/2017	Transfer	Navitas TN NG LLC		1201 · From m...	13,000.00		-6,167.34
Payment	06/21/2017	Transfer	Navitas KY NG LLC		1201 · From m...	6,000.00		-167.34
Payment	06/21/2017	Transfer	Navitas OK3, LLC		1201 · From m...	2,000.00		1,832.66
Bill Pmt -Check	06/22/2017	6384	Ally	024923459722	2221 · Vendors		645.10	1,187.56
Bill Pmt -Check	06/22/2017	6385	AT&T Mobility	287021588346	2221 · Vendors		613.25	574.31
Bill Pmt -Check	06/22/2017	6386	Clearwater Enterpris...	Financial Mon...	2221 · Vendors		50,000.00	-49,425.69

Navitas Utility Corporation
General Ledger
As of December 31, 2017

Type	Date	Num	Name	Memo	Split	Debit	Credit	Balance
Bill Pmt -Check	06/22/2017	6387	Cotton Electric Coop...	Acc # 270660...	2221 · Vendors		89.38	-49,515.07
Bill Pmt -Check	06/22/2017	6388	Hull Brothers, Inc.	TX-A Phase 1	2221 · Vendors		10,000.00	-59,515.07
Bill Pmt -Check	06/22/2017	6389	Motley Gin, Inc.	Account ID: N...	2221 · Vendors		269.00	-59,784.07
Bill Pmt -Check	06/22/2017	6390	Petrol Energy, LLC		2221 · Vendors		38,025.53	-97,809.60
Bill Pmt -Check	06/22/2017	6391	Pipeline Regulatory ...		2221 · Vendors		4,800.00	-102,609.60
Bill Pmt -Check	06/22/2017	6392	R & R Water /Culligan	Account # 2279	2221 · Vendors		45.58	-102,655.18
Bill Pmt -Check	06/22/2017	6393	SoCal Gas	Account # 10...	2221 · Vendors		0.96	-102,656.14
Bill Pmt -Check	06/22/2017	6394	Southern California ...	Customer acc...	2221 · Vendors		319.72	-102,975.86
Bill Pmt -Check	06/22/2017	6395	Enbridge/Spectra E...	Account # 29...	2221 · Vendors		1,675.04	-104,650.90
Bill Pmt -Check	06/22/2017	6396	Windstream	Account # 04...	2221 · Vendors		322.51	-104,973.41
Payment	06/22/2017	1593	Fort Cobb Fuel Auth...		1201 · From m...	12,000.00		-92,973.41
Payment	06/22/2017	1263	Navitas KY NG LLC		1201 · From m...	31,000.00		-61,973.41
Check	06/22/2017	6397	NALLC - gas facilities		2221 · Vendors		5,000.00	-66,973.41
Bill Pmt -Check	06/27/2017	Transfer	PayChex		2221 · Vendors		41,347.24	-108,320.65
General Journal	06/27/2017	170624		Wire fee	2307 · LOC - B...		25.00	-108,345.65
General Journal	06/27/2017	170624		Wire to RV	2307 · LOC - B...	30,000.00		-78,345.65
General Journal	06/27/2017	170624		Wire to RV	2307 · LOC - B...		30,000.00	-108,345.65
Payment	06/27/2017	Transfer	Navitas TN NG LLC		1201 · From m...	15,000.00		-93,345.65
Payment	06/27/2017	Transfer	Fort Cobb Fuel Auth...		1201 · From m...	10,000.00		-83,345.65
Payment	06/27/2017	Transfer	Navitas KY NG LLC		1201 · From m...	11,000.00		-72,345.65
Payment	06/27/2017	Transfer	Fort Cobb Fuel Auth...		1201 · From m...	8,000.00		-64,345.65
Bill Pmt -Check	06/27/2017	Transfer	United Healthcare	Customer # 4...	2221 · Vendors		8,469.75	-72,815.40
Bill Pmt -Check	06/27/2017	Transfer	United Healthcare	Customer # 5...	2221 · Vendors		27,843.60	-100,659.00
Bill Pmt -Check	06/29/2017	Transfer	PayChex		2221 · Vendors		37,136.04	-137,795.04
Payment	06/29/2017	Transfer	Navitas Utility TX, LLC		1201 · From m...	6,000.00		-131,795.04
Payment	06/29/2017	Transfer	Fort Cobb Fuel Auth...		1201 · From m...	5,000.00		-126,795.04
Payment	06/29/2017	Transfer	Navitas KY NG LLC		1201 · From m...	1,000.00		-125,795.04
Payment	06/29/2017	Transfer	Fort Cobb Fuel Auth...		1201 · From m...	1,000.00		-124,795.04
General Journal	06/29/2017	170629		Loan Advance	2307 · LOC - B...	35,000.00		-89,795.04
General Journal	06/29/2017	170629		NSF fee	6320 · Bank fees		29.00	-89,824.04
General Journal	06/29/2017	170629		NSF fee	6320 · Bank fees		29.00	-89,853.04
General Journal	06/29/2017	170629		NSF fee	6320 · Bank fees		29.00	-89,882.04
Bill Pmt -Check	06/30/2017	6466	Equipment Controls ...	Customer # 1...	2221 · Vendors		9,424.44	-99,306.48
Payment	06/30/2017	1632	Fort Cobb Fuel Auth...		1201 · From m...	2,000.00		-97,306.48
Bill Pmt -Check	06/30/2017	6398	Clearwater Enterpris...	Financial Mon...	2221 · Vendors		50,000.00	-147,306.48
General Journal	06/30/2017	170630		Interest on ov...	427 · Interest ...		23.15	-147,329.63
Check	07/01/2017	ACH	Dell		2299 · Dell Re...		568.00	-147,897.63
General Journal	07/03/2017	170703		NSF fee	6320 · Bank fees		58.00	-147,955.63
Payment	07/05/2017	Transfer	Fort Cobb Fuel Auth...		1201 · From m...	31,000.00		-116,955.63
Payment	07/05/2017	Transfer	Navitas TN NG LLC		1201 · From m...	2,000.00		-114,955.63
Payment	07/05/2017	Transfer	Fort Cobb Fuel Auth...		1201 · From m...	2,000.00		-112,955.63
General Journal	07/05/2017	170705		Loan Advance	2307 · LOC - B...	55,000.00		-57,955.63
General Journal	07/06/2017	170706		Repay Loan	2302 · SHL - RV	30,000.00		-27,955.63
Bill Pmt -Check	07/06/2017	6399	Navitas Communica...		2221 · Vendors		2,000.00	-29,955.63
Bill Pmt -Check	07/06/2017	6400	Steve Jolley		2221 · Vendors		2,500.00	-32,455.63
Bill Pmt -Check	07/06/2017	6401	5100 John Gorman	Lynn Bates	2221 · Vendors		100.00	-32,555.63
Bill Pmt -Check	07/06/2017	6402	5100 John Guest		2221 · Vendors		249.53	-32,805.16
Bill Pmt -Check	07/06/2017	6403	5100 Sue Yearwood		2221 · Vendors		673.22	-33,478.38
Bill Pmt -Check	07/06/2017	6404	Access Cable Televi...	Acct # 09-003...	2221 · Vendors		144.22	-33,622.60

Navitas Utility Corporation
General Ledger
As of December 31, 2017

Type	Date	Num	Name	Memo	Split	Debit	Credit	Balance
Bill Pmt -Check	07/06/2017	6405	Advanced Professio...		2221 · Vendors		25.00	-33,647.60
Bill Pmt -Check	07/06/2017	6406	AFCO	04-98926209-...	2221 · Vendors		862.45	-34,510.05
Bill Pmt -Check	07/06/2017	6407	Aflac	Accout #: FG...	2221 · Vendors		153.12	-34,663.17
Bill Pmt -Check	07/06/2017	6408	Airgas, Inc.		2221 · Vendors		54.30	-34,717.47
Bill Pmt -Check	07/06/2017	6409	Ally	024922596418	2221 · Vendors		624.64	-35,342.11
Bill Pmt -Check	07/06/2017	6410	American Interstate ...	Policy AVWC...	2221 · Vendors		1,873.39	-37,215.50
Bill Pmt -Check	07/06/2017	6411	Cart Farm & Home ...		2221 · Vendors		81.89	-37,297.39
Bill Pmt -Check	07/06/2017	6412	CenterPoint Energy ...	Customer ID: ...	2221 · Vendors		628.07	-37,925.46
Bill Pmt -Check	07/06/2017	6413	Cintas Corporation #...		2221 · Vendors		100.00	-38,025.46
Bill Pmt -Check	07/06/2017	6414	CKenergy Electric C...		2221 · Vendors		575.00	-38,600.46
Bill Pmt -Check	07/06/2017	6415	County of Orange	0743880	2221 · Vendors		143.48	-38,743.94
Bill Pmt -Check	07/06/2017	6416	DirecTV	Account # 03...	2221 · Vendors		124.98	-38,868.92
Bill Pmt -Check	07/06/2017	6417	Dixon Kirchoff, Inc		2221 · Vendors		1,490.54	-40,359.46
Bill Pmt -Check	07/06/2017	6418	E & S Oil Company		2221 · Vendors		9.00	-40,368.46
Bill Pmt -Check	07/06/2017	6419	Enable Gas Transmi...	Account # 26...	2221 · Vendors		1,877.85	-42,246.31
Bill Pmt -Check	07/06/2017	6420	F & M Bank	Loan 9995000	2221 · Vendors		630.87	-42,877.18
Bill Pmt -Check	07/06/2017	6421	Farmers Coop	Account # 353	2221 · Vendors		2,548.43	-45,425.61
Bill Pmt -Check	07/06/2017	6422	Full Spectrum Servi...		2221 · Vendors		350.00	-45,775.61
Bill Pmt -Check	07/06/2017	6423	Guardian	Group ID: 00 ...	2221 · Vendors		314.68	-46,090.29
Bill Pmt -Check	07/06/2017	6424	H & C Services and ...		2221 · Vendors		708.85	-46,799.14
Bill Pmt -Check	07/06/2017	6425	Harmon Electric Ass...	Account # 50...	2221 · Vendors		159.77	-46,958.91
Bill Pmt -Check	07/06/2017	6426	Haskell County Wat...	Acc # 10-1240	2221 · Vendors		18.00	-46,976.91
Bill Pmt -Check	07/06/2017	6427	Hudson Equipment		2221 · Vendors		252.91	-47,229.82
Bill Pmt -Check	07/06/2017	6428	Hull Brothers, Inc.		2221 · Vendors		2,551.75	-49,781.57
Bill Pmt -Check	07/06/2017	6429	IPFS Corporation		2221 · Vendors		5,970.99	-55,752.56
Bill Pmt -Check	07/06/2017	6430	Jim Hinds Sanitation...		2221 · Vendors		1,100.00	-56,852.56
Bill Pmt -Check	07/06/2017	6431	Kentucky Undergrou...	Customer ID: ...	2221 · Vendors		8.00	-56,860.56
Bill Pmt -Check	07/06/2017	6432	Keystone-Beard Eq...		2221 · Vendors		288.41	-57,148.97
Bill Pmt -Check	07/06/2017	6433	Legacy Bank		2221 · Vendors		75.00	-57,223.97
Bill Pmt -Check	07/06/2017	6434	Mesa Consolidated ...	Acc # 045127...	2221 · Vendors		52.60	-57,276.57
Bill Pmt -Check	07/06/2017	6435	Midwest Decals, LLC		2221 · Vendors		487.44	-57,764.01
Bill Pmt -Check	07/06/2017	6436	Monday's Stop N Sh...		2221 · Vendors		1,541.49	-59,305.50
Bill Pmt -Check	07/06/2017	6437	Northfork Electric C...	Acct # 12975	2221 · Vendors		33.66	-59,339.16
Bill Pmt -Check	07/06/2017	6438	O'Reilly Auto Parts		2221 · Vendors		192.62	-59,531.78
Bill Pmt -Check	07/06/2017	6439	Ochelata Utility Auth...	Account 1129	2221 · Vendors		138.85	-59,670.63
Bill Pmt -Check	07/06/2017	6440	Oklahoma Natural G...		2221 · Vendors		3,060.21	-62,730.84
Bill Pmt -Check	07/06/2017	6441	Oklahoma Tax Com...		2221 · Vendors		10.00	-62,740.84
Bill Pmt -Check	07/06/2017	6442	Opal Leach		2221 · Vendors		250.00	-62,990.84
Bill Pmt -Check	07/06/2017	6443	Pioneer Cellular - us...	Account # CN...	2221 · Vendors		92.64	-63,083.48
Bill Pmt -Check	07/06/2017	6444	Pioneer Telephone ...	Account # PT...	2221 · Vendors		105.18	-63,188.66
Bill Pmt -Check	07/06/2017	6445	Pitney Bowes		2221 · Vendors		697.70	-63,886.36
Bill Pmt -Check	07/06/2017	6446	Professional Collecti...		2221 · Vendors		65.00	-63,951.36
Bill Pmt -Check	07/06/2017	6447	Public Service Co.		2221 · Vendors		320.43	-64,271.79
Bill Pmt -Check	07/06/2017	6448	Purchase Power	Acct # 8000-9...	2221 · Vendors		500.00	-64,771.79
Bill Pmt -Check	07/06/2017	6449	Quill		2221 · Vendors		411.88	-65,183.67
Bill Pmt -Check	07/06/2017	6450	Quinton Parts Supply		2221 · Vendors		136.07	-65,319.74
Bill Pmt -Check	07/06/2017	6451	Russmar Utility Man...		2221 · Vendors		1,000.00	-66,319.74
Bill Pmt -Check	07/06/2017	6452	Sonitrol Orange Cou...	Customer # 3...	2221 · Vendors		131.35	-66,451.09
Bill Pmt -Check	07/06/2017	6453	Sooner Services & ...		2221 · Vendors		625.00	-67,076.09

Navitas Utility Corporation
General Ledger
As of December 31, 2017

Type	Date	Num	Name	Memo	Split	Debit	Credit	Balance
Bill Pmt -Check	07/06/2017	6454	Stephens Co. Rural ...	Account A-04...	2221 · Vendors		35.00	-67,111.09
Bill Pmt -Check	07/06/2017	6455	Tennessee Gas Ass...		2221 · Vendors		500.00	-67,611.09
Bill Pmt -Check	07/06/2017	6456	Town of Eakly		2221 · Vendors		170.70	-67,781.79
Bill Pmt -Check	07/06/2017	6457	United Rentals, Inc.	Customer: 13...	2221 · Vendors		3,754.54	-71,536.33
Bill Pmt -Check	07/06/2017	6458	US Cellular	Account # 84...	2221 · Vendors		405.55	-71,941.88
Bill Pmt -Check	07/06/2017	6459	Velma Public Works...		2221 · Vendors		100.00	-72,041.88
Bill Pmt -Check	07/06/2017	6460	Verizon Wireless	Account # 87...	2221 · Vendors		738.11	-72,779.99
Bill Pmt -Check	07/06/2017	6461	Volunteer Trenching		2221 · Vendors		250.00	-73,029.99
Bill Pmt -Check	07/06/2017	6462	Western Exterminat...	Cust # 15043...	2221 · Vendors		72.00	-73,101.99
Bill Pmt -Check	07/06/2017	6463	X Stream Services	0013081	2221 · Vendors		385.64	-73,487.63
Bill Pmt -Check	07/06/2017	6464	DirecTV	Account # 08...	2221 · Vendors		27.99	-73,515.62
Bill Pmt -Check	07/06/2017	6465	Pitney Bowes	Account # 00...	2221 · Vendors		20.75	-73,536.37
Bill Pmt -Check	07/07/2017	6467	Unifirst Holdings, In...		2221 · Vendors		106.59	-73,642.96
Payment	07/07/2017	1597	Fort Cobb Fuel Auth...		1201 · From m...	12,756.00		-60,886.96
Payment	07/07/2017	1634	Fort Cobb Fuel Auth...		1201 · From m...	10,000.00		-50,886.96
Bill Pmt -Check	07/07/2017	6468	Clearwater Enterpris...	Financial Mon...	2221 · Vendors		49,053.88	-99,940.84
Check	07/10/2017	Auto ...	KOC Insurance		924 · Insurance		88.53	-100,029.37
Payment	07/10/2017	1276	Navitas OK3, LLC		1201 · From m...	18,771.49		-81,257.88
Bill Pmt -Check	07/10/2017	6469	Navitas 1, LLC		2221 · Vendors		9,080.00	-90,337.88
Bill Pmt -Check	07/11/2017	Transfer	PayChex		2221 · Vendors		54,521.24	-144,859.12
Payment	07/11/2017	1637	Fort Cobb Fuel Auth...		1201 · From m...	18,000.00		-126,859.12
Payment	07/11/2017	1598	Fort Cobb Fuel Auth...		1201 · From m...	17,000.00		-109,859.12
Payment	07/11/2017	1277	Navitas OK3, LLC		1201 · From m...	15,000.00		-94,859.12
Payment	07/11/2017	1324	Navitas TN NG LLC		1201 · From m...	5,000.00		-89,859.12
Payment	07/12/2017	1639	Fort Cobb Fuel Auth...		1201 · From m...	6,000.00		-83,859.12
General Journal	07/12/2017	170712		Loan Advance	2307 · LOC - B...	50,000.00		-33,859.12
Bill Pmt -Check	07/13/2017	Transfer	PayChex		2221 · Vendors		33,705.98	-67,565.10
Check	07/13/2017	ACH	Bank 7 Credit Cards		-SPLIT-		23,079.35	-90,644.45
Payment	07/13/2017	1640	Fort Cobb Fuel Auth...		1201 · From m...	15,000.00		-75,644.45
Payment	07/13/2017	1600	Fort Cobb Fuel Auth...		1201 · From m...	10,000.00		-65,644.45
Payment	07/13/2017	1278	Navitas OK3, LLC		1201 · From m...	3,000.00		-62,644.45
General Journal	07/13/2017	170713		Loan Advance	2307 · LOC - B...	50,000.00		-12,644.45
General Journal	07/14/2017	170714		NSF fee	6320 · Bank fees		29.00	-12,673.45
Bill Pmt -Check	07/17/2017	6470	Continental Utility S...		2221 · Vendors		5,214.00	-17,887.45
Bill Pmt -Check	07/17/2017	6471	Clearwater Enterpris...	Financial Mon...	2221 · Vendors		50,000.00	-67,887.45
Payment	07/17/2017	1641	Fort Cobb Fuel Auth...		1201 · From m...	5,000.00		-62,887.45
Payment	07/17/2017	1602	Fort Cobb Fuel Auth...		1201 · From m...	2,000.00		-60,887.45
Payment	07/17/2017	1161	Navitas Winstar LLC		1201 · From m...	2,000.00		-58,887.45
Bill Pmt -Check	07/18/2017	6472	Natural Gas Pipeline...	Acct # 5319 / ...	2221 · Vendors		494.70	-59,382.15
Bill Pmt -Check	07/18/2017	6473	Ally	024921495072	2221 · Vendors		593.55	-59,975.70
Bill Pmt -Check	07/18/2017	6474	Bank 7	Loan 1010669	2221 · Vendors		2,688.56	-62,664.26
Bill Pmt -Check	07/18/2017	6475	Ally	024924239093	2221 · Vendors		602.92	-63,267.18
Bill Pmt -Check	07/18/2017	6476	Unifirst Holdings, In...		2221 · Vendors		531.78	-63,798.96
Payment	07/18/2017	1003	Navitas Utility TX, LLC		1201 · From m...	58,000.00		-5,798.96
Payment	07/18/2017	1162	Navitas Winstar LLC		1201 · From m...	9,183.00		3,384.04
Bill Pmt -Check	07/19/2017	6477	5100 Woody Sitton	Azurae Kilian	2221 · Vendors		100.00	3,284.04
Bill Pmt -Check	07/19/2017	6478	Airgas, Inc.		2221 · Vendors		53.19	3,230.85
Bill Pmt -Check	07/19/2017	6479	AT&T Mobility	287021588346	2221 · Vendors		627.43	2,603.42
Bill Pmt -Check	07/19/2017	6480	B & W Pipeline		2221 · Vendors		14,258.15	-11,654.73

Navitas Utility Corporation
General Ledger
As of December 31, 2017

Type	Date	Num	Name	Memo	Split	Debit	Credit	Balance
Bill Pmt -Check	07/19/2017	6481	CenterPoint Energy	7257756-2	2221 · Vendors		71.25	-11,725.98
Bill Pmt -Check	07/19/2017	6482	Cintas Corporation #...		2221 · Vendors		75.00	-11,800.98
Bill Pmt -Check	07/19/2017	6483	Cotton Electric Coop...	Acc # 270660...	2221 · Vendors		145.31	-11,946.29
Bill Pmt -Check	07/19/2017	6484	Delgasco, Inc.	Account # 16...	2221 · Vendors		14,802.18	-26,748.47
Bill Pmt -Check	07/19/2017	6485	Enable Oklahoma In...		2221 · Vendors		2,249.00	-28,997.47
Bill Pmt -Check	07/19/2017	6486	First Volunteer Bank		2221 · Vendors		17.00	-29,014.47
Bill Pmt -Check	07/19/2017	6487	Sparta Energy	March Produc...	2221 · Vendors		18,322.08	-47,336.55
Bill Pmt -Check	07/19/2017	6488	Guardian	Group ID: 00 ...	2221 · Vendors		314.68	-47,651.23
Bill Pmt -Check	07/19/2017	6489	Jellico Electric & Wa...	Account # 00...	2221 · Vendors		85.19	-47,736.42
Bill Pmt -Check	07/19/2017	6490	Motley Gin, Inc.	Account ID: N...	2221 · Vendors		461.07	-48,197.49
Bill Pmt -Check	07/19/2017	6491	Northfork Electric C...	Acct # 12975	2221 · Vendors		47.56	-48,245.05
Bill Pmt -Check	07/19/2017	6492	Pitney Bowes	Account # 00...	2221 · Vendors		220.29	-48,465.34
Bill Pmt -Check	07/19/2017	6493	Public Service Co.		2221 · Vendors		60.48	-48,525.82
Bill Pmt -Check	07/19/2017	6494	Purchase Power	Acct # 8000-9...	2221 · Vendors		555.38	-49,081.20
Bill Pmt -Check	07/19/2017	6495	R & R Water /Culligan	Account # 2279	2221 · Vendors		67.84	-49,149.04
Bill Pmt -Check	07/19/2017	6496	Red River Valley Ru...	Account # 19...	2221 · Vendors		37.56	-49,186.60
Bill Pmt -Check	07/19/2017	6497	Roberta M. Rossi		2221 · Vendors		1,365.00	-50,551.60
Bill Pmt -Check	07/19/2017	6498	Ron Comingdeer & ...		2221 · Vendors		2,083.00	-52,634.60
Bill Pmt -Check	07/19/2017	6499	Servicestar	Customer # 2...	2221 · Vendors		49.17	-52,683.77
Bill Pmt -Check	07/19/2017	6500	SoCal Gas	Account # 10...	2221 · Vendors		0.97	-52,684.74
Bill Pmt -Check	07/19/2017	6501	Southern California ...	Customer acc...	2221 · Vendors		441.35	-53,126.09
Bill Pmt -Check	07/19/2017	6502	Southern Star Centr...		2221 · Vendors		10,343.40	-63,469.49
Bill Pmt -Check	07/19/2017	6503	Southwestern Sport...		2221 · Vendors		60.00	-63,529.49
Bill Pmt -Check	07/19/2017	6504	Enbridge/Spectra E...	Account # 29...	2221 · Vendors		1,671.63	-65,201.12
Bill Pmt -Check	07/19/2017	6505	Terminix Processing...	Cust # 7479088	2221 · Vendors		55.00	-65,256.12
Bill Pmt -Check	07/19/2017	6506	The Town of Grace...		2221 · Vendors		75.00	-65,331.12
Bill Pmt -Check	07/19/2017	6507	Time Warner Cable	Account # 84...	2221 · Vendors		290.40	-65,621.52
Bill Pmt -Check	07/19/2017	6508	Totah Communicati...	account # 7460	2221 · Vendors		289.99	-65,911.51
Bill Pmt -Check	07/19/2017	6509	Unifirst Holdings, In...		2221 · Vendors		342.03	-66,253.54
Bill Pmt -Check	07/19/2017	6510	Unifirst Holdings, In...		2221 · Vendors		65.40	-66,318.94
Bill Pmt -Check	07/19/2017	6511	Unifirst Holdings, In...		2221 · Vendors		65.40	-66,384.34
Bill Pmt -Check	07/19/2017	6512	United Rentals, Inc.	Customer: 13...	2221 · Vendors		1,965.40	-68,349.74
Bill Pmt -Check	07/19/2017	6513	Western Exterminat...	Cust # 15043...	2221 · Vendors		72.00	-68,421.74
Bill Pmt -Check	07/19/2017	6514	Windstream	Account # 04...	2221 · Vendors		322.20	-68,743.94
Bill Pmt -Check	07/19/2017	6515	Time Warner Cable	Account # 84...	2221 · Vendors		709.70	-69,453.64
Bill Pmt -Check	07/20/2017	6516	Isco Industries, LLC		2221 · Vendors		2,268.76	-71,722.40
Payment	07/21/2017	1267	Navitas KY NG LLC		1201 · From m...	25,000.00		-46,722.40
Payment	07/21/2017	1328	Navitas TN NG LLC		1201 · From m...	4,296.00		-42,426.40
Payment	07/21/2017	1279	Navitas OK3, LLC		1201 · From m...	5,071.33		-37,355.07
Payment	07/21/2017	1606	Fort Cobb Fuel Auth...		1201 · From m...	20,000.00		-17,355.07
Check	07/21/2017	6517	NALLC - gas facilities		2221 · Vendors		4,200.00	-21,555.07
Bill Pmt -Check	07/21/2017	6518	Ally	024923459722	2221 · Vendors		645.10	-22,200.17
Bill Pmt -Check	07/21/2017	6519	Clearwater Enterpris...	Financial Mon...	2221 · Vendors		50,000.00	-72,200.17
Payment	07/21/2017	109	Kristi Minor		1251 · Other	390.00		-71,810.17
Bill Pmt -Check	07/25/2017	Transfer	PayChex		2221 · Vendors		42,807.60	-114,617.77
Payment	07/25/2017	1330	Navitas TN NG LLC		1201 · From m...	17,000.00		-97,617.77
Payment	07/25/2017	1270	Navitas KY NG LLC		1201 · From m...	12,000.00		-85,617.77
Payment	07/25/2017	1280	Navitas OK3, LLC		1201 · From m...	2,000.00		-83,617.77
Payment	07/25/2017	1608	Fort Cobb Fuel Auth...		1201 · From m...	10,000.00		-73,617.77

Navitas Utility Corporation
General Ledger
As of December 31, 2017

Type	Date	Num	Name	Memo	Split	Debit	Credit	Balance
Payment	07/25/2017	1644	Fort Cobb Fuel Auth...		1201 · From m...	10,000.00		-63,617.77
Payment	07/25/2017	1164	Navitas Winstar LLC		1201 · From m...	3,000.00		-60,617.77
General Journal	07/25/2017	170725		Loan Advance	2307 · LOC - B...	40,000.00		-20,617.77
Bill Pmt -Check	07/26/2017	Transfer	United Healthcare	Customer # 4...	2221 · Vendors		7,419.31	-28,037.08
Bill Pmt -Check	07/26/2017	Transfer	United Healthcare	Customer # 5...	2221 · Vendors		27,843.60	-55,880.68
General Journal	07/26/2017	170726		Loan Advance	2307 · LOC - B...	15,000.00		-40,880.68
Bill Pmt -Check	07/26/2017	6520	Hull Brothers, Inc.		2221 · Vendors		10,788.75	-51,669.43
Payment	07/27/2017	Transfer	Fort Cobb Fuel Auth...		1201 · From m...	5,000.00		-46,669.43
General Journal	07/27/2017	170727		NSF fee	6320 · Bank fees		87.00	-46,756.43
General Journal	07/28/2017	170728		NSF fee	6320 · Bank fees		203.00	-46,959.43
Check	07/31/2017	ACH	Dell		2299 · Dell Re...		586.00	-47,545.43
Bill Pmt -Check	07/31/2017	Transfer	PayChex		2221 · Vendors		33,705.98	-81,251.41
Payment	07/31/2017	Transfer	Fort Cobb Fuel Auth...		1201 · From m...	10,000.00		-71,251.41
Payment	07/31/2017	Transfer	Fort Cobb Fuel Auth...		1201 · From m...	5,000.00		-66,251.41
Payment	07/31/2017	Transfer	Navitas Winstar LLC		1201 · From m...	3,000.00		-63,251.41
Payment	07/31/2017	Transfer	Navitas KY NG LLC		1201 · From m...	1,000.00		-62,251.41
Payment	07/31/2017	Transfer	Navitas TN NG LLC		1201 · From m...	2,000.00		-60,251.41
General Journal	07/31/2017	170731		Loan Advance	2307 · LOC - B...	45,000.00		-15,251.41
General Journal	07/31/2017	170731		Interest on ov...	427 · Interest ...		172.75	-15,424.16
Payment	08/01/2017	Transfer	Fort Cobb Fuel Auth...		1201 · From m...	15,000.00		-424.16
Bill Pmt -Check	08/01/2017	6521	Russmar Utility Man...		2221 · Vendors		1,000.00	-1,424.16
Bill Pmt -Check	08/01/2017	6522	James Shrader Audi...		2221 · Vendors		2,297.68	-3,721.84
Bill Pmt -Check	08/01/2017	6523	IPFS Corporation	Account # TX...	2221 · Vendors		5,026.93	-8,748.77
Bill Pmt -Check	08/01/2017	6524	Liberty Mutual Insur...	Account # 40...	2221 · Vendors		10,271.97	-19,020.74
General Journal	08/01/2017	170801		NSF fee	6320 · Bank fees		29.00	-19,049.74
Payment	08/02/2017	Transfer	Fort Cobb Fuel Auth...		1201 · From m...	7,000.00		-12,049.74
General Journal	08/07/2017	170807		NSF fee	6320 · Bank fees		29.00	-12,078.74
Bill Pmt -Check	08/08/2017	6525	Steve Jolley		2221 · Vendors		2,500.00	-14,578.74
Bill Pmt -Check	08/08/2017	6526	Unifirst Holdings, In...		2221 · Vendors		288.88	-14,867.62
Payment	08/08/2017	1612	Fort Cobb Fuel Auth...		1201 · From m...	40,000.00		25,132.38
Payment	08/08/2017	1281	Navitas OK3, LLC		1201 · From m...	15,000.00		40,132.38
Bill Pmt -Check	08/08/2017	Transfer	PayChex		2221 · Vendors		42,752.93	-2,620.55
Bill Pmt -Check	08/08/2017	6527	United Rentals, Inc.		2221 · Vendors		6,206.88	-8,827.43
Bill Pmt -Check	08/09/2017	6528	5100 John Guest		2221 · Vendors		249.53	-9,076.96
Bill Pmt -Check	08/09/2017	6529	5100 Kevin Pearcy	TX expenses	2221 · Vendors		59.10	-9,136.06
Bill Pmt -Check	08/09/2017	6530	5100 Sue Yearwood		2221 · Vendors		673.22	-9,809.28
Bill Pmt -Check	08/09/2017	6531	Access Cable Televi...	Acct # 09-003...	2221 · Vendors		144.22	-9,953.50
Bill Pmt -Check	08/09/2017	6532	AFCO	04-98926209-...	2221 · Vendors		862.45	-10,815.95
Bill Pmt -Check	08/09/2017	6533	Aflac	Accout #: FG...	2221 · Vendors		153.12	-10,969.07
Bill Pmt -Check	08/09/2017	6534	Airgas, Inc.		2221 · Vendors		35.56	-11,004.63
Bill Pmt -Check	08/09/2017	6535	Albany Plumbing & ...	Acct # 2621	2221 · Vendors		12.72	-11,017.35
Bill Pmt -Check	08/09/2017	6536	Ally	024922596418	2221 · Vendors		624.64	-11,641.99
Bill Pmt -Check	08/09/2017	6537	Anderson's Heat & Air		2221 · Vendors		614.00	-12,255.99
Bill Pmt -Check	08/09/2017	6538	BXS Insurance Serv...		2221 · Vendors		3,103.68	-15,359.67
Bill Pmt -Check	08/09/2017	6539	Cart Farm & Home ...		2221 · Vendors		21.29	-15,380.96
Bill Pmt -Check	08/09/2017	6540	CenterPoint Energy	7257756-2	2221 · Vendors		74.66	-15,455.62
Bill Pmt -Check	08/09/2017	6541	CenterPoint Energy ...	Customer ID: ...	2221 · Vendors		729.07	-16,184.69
Bill Pmt -Check	08/09/2017	6542	CKenergy Electric C...		2221 · Vendors		785.00	-16,969.69
Bill Pmt -Check	08/09/2017	6543	DirecTV	Account # 03...	2221 · Vendors		244.98	-17,214.67

Navitas Utility Corporation
General Ledger
As of December 31, 2017

Type	Date	Num	Name	Memo	Split	Debit	Credit	Balance
Bill Pmt -Check	08/09/2017	6544	Dixon Kirchoff, Inc		2221 · Vendors		942.61	-18,157.28
Bill Pmt -Check	08/09/2017	6545	Element Fire & Safety		2221 · Vendors		118.50	-18,275.78
Bill Pmt -Check	08/09/2017	6546	Enable Gas Transmi...	Account # 26...	2221 · Vendors		1,882.68	-20,158.46
Bill Pmt -Check	08/09/2017	6547	England Ford Inc		2221 · Vendors		411.27	-20,569.73
Bill Pmt -Check	08/09/2017	6548	F & M Bank	Loan 9995000	2221 · Vendors		630.87	-21,200.60
Bill Pmt -Check	08/09/2017	6549	Farmers Coop Mill &...		2221 · Vendors		787.94	-21,988.54
Bill Pmt -Check	08/09/2017	6550	First Volunteer Bank		2221 · Vendors		16.00	-22,004.54
Bill Pmt -Check	08/09/2017	6551	Full Spectrum Servi...		2221 · Vendors		175.00	-22,179.54
Bill Pmt -Check	08/09/2017	6552	H & C Services and ...		2221 · Vendors		127.90	-22,307.44
Bill Pmt -Check	08/09/2017	6553	Harmon Electric Ass...	Account # 50...	2221 · Vendors		141.60	-22,449.04
Bill Pmt -Check	08/09/2017	6554	Haskell County Wat...	Acc # 10-1240	2221 · Vendors		18.00	-22,467.04
Bill Pmt -Check	08/09/2017	6555	Hudson Equipment		2221 · Vendors		151.40	-22,618.44
Bill Pmt -Check	08/09/2017	6556	Incorp	Account # 28...	2221 · Vendors		198.00	-22,816.44
Bill Pmt -Check	08/09/2017	6557	Jellico Electric & Wa...	Account # 00...	2221 · Vendors		83.00	-22,899.44
Bill Pmt -Check	08/09/2017	6558	Kentucky Undergrou...	Customer ID: ...	2221 · Vendors		6.40	-22,905.84
Bill Pmt -Check	08/09/2017	6559	Keystone-Beard Eq...		2221 · Vendors		116.83	-23,022.67
Bill Pmt -Check	08/09/2017	6560	Legacy Bank		2221 · Vendors		75.00	-23,097.67
Bill Pmt -Check	08/09/2017	6561	Locke Supply		2221 · Vendors		320.35	-23,418.02
Bill Pmt -Check	08/09/2017	6562	Monday's Stop N Sh...		2221 · Vendors		1,530.68	-24,948.70
Bill Pmt -Check	08/09/2017	6563	Motley Gin, Inc.	Account ID: N...	2221 · Vendors		346.86	-25,295.56
Bill Pmt -Check	08/09/2017	6564	O'Reilly Auto Parts		2221 · Vendors		641.22	-25,936.78
Bill Pmt -Check	08/09/2017	6565	Ochelata Utility Auth...	Account 1129	2221 · Vendors		123.25	-26,060.03
Bill Pmt -Check	08/09/2017	6566	Oklahoma Natural G...		2221 · Vendors		2,952.86	-29,012.89
Bill Pmt -Check	08/09/2017	6567	Opal Leach		2221 · Vendors		250.00	-29,262.89
Bill Pmt -Check	08/09/2017	6568	Pioneer Cellular - us...	Account # CN...	2221 · Vendors		92.60	-29,355.49
Bill Pmt -Check	08/09/2017	6569	Pioneer Telephone ...	Account # PT...	2221 · Vendors		104.51	-29,460.00
Bill Pmt -Check	08/09/2017	6570	Professional Collecti...		2221 · Vendors		130.00	-29,590.00
Bill Pmt -Check	08/09/2017	6571	Public Service Co.		2221 · Vendors		334.12	-29,924.12
Bill Pmt -Check	08/09/2017	6572	Quill		2221 · Vendors		264.15	-30,188.27
Bill Pmt -Check	08/09/2017	6573	Quinton Parts Supply		2221 · Vendors		233.49	-30,421.76
Bill Pmt -Check	08/09/2017	6574	R & R Water /Culligan	Account # 2279	2221 · Vendors		60.42	-30,482.18
Bill Pmt -Check	08/09/2017	6575	ReadyRefresh		2221 · Vendors		176.36	-30,658.54
Bill Pmt -Check	08/09/2017	6576	Red River Valley Ru...	Account # 19...	2221 · Vendors		38.10	-30,696.64
Bill Pmt -Check	08/09/2017	6577	Servicestar	Customer # 2...	2221 · Vendors		49.17	-30,745.81
Bill Pmt -Check	08/09/2017	6578	Sonitrol Orange Cou...	Customer # 3...	2221 · Vendors		131.35	-30,877.16
Bill Pmt -Check	08/09/2017	6579	Spring House Water...	Acct No. 0170...	2221 · Vendors		67.41	-30,944.57
Bill Pmt -Check	08/09/2017	6580	Stephens Co. Rural ...	Account A-04...	2221 · Vendors		35.00	-30,979.57
Bill Pmt -Check	08/09/2017	6581	Terminix Processing...	Cust # 7479088	2221 · Vendors		55.00	-31,034.57
Bill Pmt -Check	08/09/2017	6582	The Town of Grace...		2221 · Vendors		75.00	-31,109.57
Bill Pmt -Check	08/09/2017	6583	Totah Communicati...	account # 7460	2221 · Vendors		289.97	-31,399.54
Bill Pmt -Check	08/09/2017	6584	Town of Eakly		2221 · Vendors		203.70	-31,603.24
Bill Pmt -Check	08/09/2017	6585	Unifirst Holdings, In...		2221 · Vendors		489.57	-32,092.81
Bill Pmt -Check	08/09/2017	6586	Unifirst Holdings, In...		2221 · Vendors		100.10	-32,192.91
Bill Pmt -Check	08/09/2017	6587	Unifirst Holdings, In...		2221 · Vendors		98.10	-32,291.01
Bill Pmt -Check	08/09/2017	6588	US Cellular		2221 · Vendors		805.97	-33,096.98
Bill Pmt -Check	08/09/2017	6589	Velma Public Works...		2221 · Vendors		100.00	-33,196.98
Bill Pmt -Check	08/09/2017	6590	Verizon Wireless	Account # 87...	2221 · Vendors		1,204.91	-34,401.89
Bill Pmt -Check	08/09/2017	6591	Volunteer Trenching		2221 · Vendors		250.00	-34,651.89
Bill Pmt -Check	08/09/2017	6592	X Stream Services	0013081	2221 · Vendors		383.93	-35,035.82

Navitas Utility Corporation
General Ledger
As of December 31, 2017

Type	Date	Num	Name	Memo	Split	Debit	Credit	Balance
Bill Pmt -Check	08/09/2017	6593	Zee Medical Service...	Accoutn # 2312	2221 · Vendors		368.49	-35,404.31
Bill Pmt -Check	08/09/2017	6594	Ally	611925685889	2221 · Vendors		655.22	-36,059.53
Bill Pmt -Check	08/09/2017	6595	DirecTV	Account # 08...	2221 · Vendors		46.99	-36,106.52
Bill Pmt -Check	08/09/2017	6596	Buckaloo Construction		2221 · Vendors		4,750.00	-40,856.52
Bill Pmt -Check	08/09/2017	6597	Navitas 1, LLC		2221 · Vendors		9,200.00	-50,056.52
Payment	08/09/2017	1645	Fort Cobb Fuel Auth...		1201 · From m...	30,000.00		-20,056.52
Payment	08/09/2017	1614	Fort Cobb Fuel Auth...		1201 · From m...	7,000.00		-13,056.52
Payment	08/09/2017	1283	Navitas OK3, LLC		1201 · From m...	6,000.00		-7,056.52
Bill Pmt -Check	08/09/2017	6598	Hull Brothers, Inc.	TX-A Phase 1...	2221 · Vendors		9,303.00	-16,359.52
Check	08/10/2017	Auto ...	KOC Insurance		924 · Insurance		99.50	-16,459.02
Payment	08/11/2017	1615	Fort Cobb Fuel Auth...		1201 · From m...	15,000.00		-1,459.02
Payment	08/11/2017	1647	Fort Cobb Fuel Auth...		1201 · From m...	15,000.00		13,540.98
Payment	08/11/2017	1284	Navitas OK3, LLC		1201 · From m...	6,000.00		19,540.98
Payment	08/11/2017	1165	Navitas Winstar LLC		1201 · From m...	15,000.00		34,540.98
Bill Pmt -Check	08/11/2017	6599	Ally	024921495072	2221 · Vendors		593.55	33,947.43
Bill Pmt -Check	08/11/2017	6600	Bank 7	Loan 1010669	2221 · Vendors		3,823.42	30,124.01
Bill Pmt -Check	08/11/2017	6601	Enable Oklahoma In...		2221 · Vendors		2,363.00	27,761.01
Bill Pmt -Check	08/11/2017	6602	Farmers Coop	Account # 353	2221 · Vendors		2,491.07	25,269.94
Bill Pmt -Check	08/11/2017	6603	Natural Gas Pipeline...	Acct # 5319 / ...	2221 · Vendors		495.13	24,774.81
Bill Pmt -Check	08/11/2017	6604	Enbridge/Spectra E...	Account # 29...	2221 · Vendors		1,670.70	23,104.11
Bill Pmt -Check	08/11/2017	6605	Time Warner Cable	Account # 84...	2221 · Vendors		709.40	22,394.71
Bill Pmt -Check	08/11/2017	6606	Western Exterminat...	Cust # 15043...	2221 · Vendors		72.00	22,322.71
Bill Pmt -Check	08/11/2017	6607	Ally	024924239093	2221 · Vendors		602.92	21,719.79
Bill Pmt -Check	08/14/2017	Transfer	PayChex		2221 · Vendors		33,690.06	-11,970.27
General Journal	08/15/2017	21949	Cotton Electric Coop...	Capital credit ...	903.46 · Custo...	17.95		-11,952.32
Payment	08/18/2017	Transfer	Navitas Winstar LLC		1201 · From m...	4,929.00		-7,023.32
Payment	08/18/2017	Transfer	Navitas OK3, LLC		1201 · From m...	7,888.96		865.64
Bill Pmt -Check	08/21/2017	6608	Isco Industries, LLC		2221 · Vendors		4,755.32	-3,889.68
Bill Pmt -Check	08/21/2017	6609	Equipment Controls ...	Customer # 1...	2221 · Vendors		2,186.87	-6,076.55
Payment	08/21/2017	1285	Navitas OK3, LLC		1201 · From m...	20,000.00		13,923.45
Payment	08/21/2017	1167	Navitas Winstar LLC		1201 · From m...	2,000.00		15,923.45
Payment	08/21/2017	1616	Fort Cobb Fuel Auth...		1201 · From m...	15,370.00		31,293.45
Bill Pmt -Check	08/21/2017	6610	TDH Construction		2221 · Vendors		1,541.68	29,751.77
Bill Pmt -Check	08/21/2017		PayChex	QuickBooks g...	2221 · Vendors	0.00		29,751.77
General Journal	08/21/2017	170821		PayChex refund	2221 · Vendors	2,772.01		32,523.78
Bill Pmt -Check	08/22/2017	Transfer	PayChex		2221 · Vendors		46,366.71	-13,842.93
Payment	08/22/2017	1286	Navitas OK3, LLC		1201 · From m...	5,000.00		-8,842.93
Payment	08/22/2017	1651	Fort Cobb Fuel Auth...		1201 · From m...	5,140.00		-3,702.93
Bill Pmt -Check	08/22/2017	6611	Petrol Energy, LLC		2221 · Vendors		23,534.94	-27,237.87
Bill Pmt -Check	08/22/2017	6612	United Rentals, Inc.		2221 · Vendors		4,777.24	-32,015.11
Bill Pmt -Check	08/23/2017	6613	Unifirst Holdings, In...		2221 · Vendors		98.10	-32,113.21
Bill Pmt -Check	08/24/2017	6614	Hull Brothers, Inc.		2221 · Vendors		8,732.50	-40,845.71
Bill Pmt -Check	08/24/2017	Transfer	American Interstate ...	Policy AVWC...	2221 · Vendors		1,822.73	-42,668.44
Bill Pmt -Check	08/25/2017	Transfer	United Healthcare	Customer # 4...	2221 · Vendors		7,944.53	-50,612.97
Bill Pmt -Check	08/25/2017	Transfer	United Healthcare	Customer # 5...	2221 · Vendors		26,137.86	-76,750.83
Payment	08/28/2017	1287	Navitas OK3, LLC		1201 · From m...	6,000.00		-70,750.83
Payment	08/28/2017	1339	Navitas TN NG LLC		1201 · From m...	14,044.00		-56,706.83
Payment	08/28/2017	1273	Navitas KY NG LLC		1201 · From m...	33,663.66		-23,043.17
Payment	08/28/2017	1619	Fort Cobb Fuel Auth...		1201 · From m...	10,000.00		-13,043.17

Navitas Utility Corporation
General Ledger
As of December 31, 2017

Type	Date	Num	Name	Memo	Split	Debit	Credit	Balance
Payment	08/28/2017	1652	Fort Cobb Fuel Auth...		1201 · From m...	25,000.00		11,956.83
Check	08/31/2017	ACH	Dell		2299 · Dell Re...		572.00	11,384.83
Bill Pmt -Check	08/31/2017	Transfer	PayChex		2221 · Vendors		33,292.17	-21,907.34
General Journal	08/31/2017	170831		Interest on ov...	427 · Interest ...		2.89	-21,910.23
Bill Pmt -Check	09/05/2017	6615	Unifirst Holdings, In...		2221 · Vendors		99.65	-22,009.88
Bill Pmt -Check	09/05/2017	Transfer	PayChex		2221 · Vendors		42,492.34	-64,502.22
Bill Pmt -Check	09/05/2017	6616	Unifirst Holdings, In...		2221 · Vendors		287.88	-64,790.10
Payment	09/05/2017	1288	Navitas OK3, LLC		1201 · From m...	11,000.00		-53,790.10
Payment	09/05/2017	1168	Navitas Winstar LLC		1201 · From m...	5,000.00		-48,790.10
Payment	09/05/2017	1621	Fort Cobb Fuel Auth...		1201 · From m...	25,000.00		-23,790.10
Payment	09/05/2017	1340	Navitas TN NG LLC		1201 · From m...	2,000.00		-21,790.10
Bill Pmt -Check	09/05/2017	6617	5100 John Guest		2221 · Vendors		249.53	-22,039.63
Bill Pmt -Check	09/05/2017	6618	5100 Sue Yearwood		2221 · Vendors		673.22	-22,712.85
Bill Pmt -Check	09/05/2017	6619	Access Cable Televi...	Acct # 09-003...	2221 · Vendors		144.22	-22,857.07
Bill Pmt -Check	09/05/2017	6620	Aflac	Accout #: FG...	2221 · Vendors		153.12	-23,010.19
Bill Pmt -Check	09/05/2017	6621	Albany Plumbing & ...		2221 · Vendors		95.20	-23,105.39
Bill Pmt -Check	09/05/2017	6622	Ally	024923459722	2221 · Vendors		677.35	-23,782.74
Bill Pmt -Check	09/05/2017	6623	American Interstate ...	Policy AVWC...	2221 · Vendors		1,798.70	-25,581.44
Bill Pmt -Check	09/05/2017	6624	AT&T Mobility	287021588346	2221 · Vendors		688.53	-26,269.97
Bill Pmt -Check	09/05/2017	6625	CenterPoint Energy ...	Customer ID: ...	2221 · Vendors		499.50	-26,769.47
Bill Pmt -Check	09/05/2017	6626	Cintas Corporation #...		2221 · Vendors		175.00	-26,944.47
Bill Pmt -Check	09/05/2017	6627	Cotton Electric Coop...	Acc # 270660...	2221 · Vendors		175.74	-27,120.21
Bill Pmt -Check	09/05/2017	6628	Cummins		2221 · Vendors		182.90	-27,303.11
Bill Pmt -Check	09/05/2017	6629	DirecTV	Account # 03...	2221 · Vendors		137.11	-27,440.22
Bill Pmt -Check	09/05/2017	6630	Enable Gas Transmi...	Account # 26...	2221 · Vendors		1,913.64	-29,353.86
Bill Pmt -Check	09/05/2017	6631	England Ford Inc		2221 · Vendors		150.83	-29,504.69
Bill Pmt -Check	09/05/2017	6632	F & M Bank	Loan 9995000	2221 · Vendors		630.87	-30,135.56
Bill Pmt -Check	09/05/2017	6633	G & C Supply Co, Inc	Cust # 109469	2221 · Vendors		142.93	-30,278.49
Bill Pmt -Check	09/05/2017	6634	Green's Tire & Oil		2221 · Vendors		244.82	-30,523.31
Bill Pmt -Check	09/05/2017	6635	Guardian	Group ID: 00 ...	2221 · Vendors		314.68	-30,837.99
Bill Pmt -Check	09/05/2017	6636	Harmon Electric Ass...	Account # 50...	2221 · Vendors		141.70	-30,979.69
Bill Pmt -Check	09/05/2017	6637	Haskell County Wat...	Acc # 10-1240	2221 · Vendors		18.00	-30,997.69
Bill Pmt -Check	09/05/2017	6638	Hudson Equipment		2221 · Vendors		75.93	-31,073.62
Bill Pmt -Check	09/05/2017	6639	IPFS Corporation	Account # TX...	2221 · Vendors		5,026.93	-36,100.55
Bill Pmt -Check	09/05/2017	6640	Kentucky Undergrou...	Customer ID: ...	2221 · Vendors		6.40	-36,106.95
Bill Pmt -Check	09/05/2017	6641	Keystone-Beard Eq...		2221 · Vendors		205.94	-36,312.89
Bill Pmt -Check	09/05/2017	6642	Klint Alexander		2221 · Vendors		2,157.67	-38,470.56
Bill Pmt -Check	09/05/2017	6643	Legacy Bank		2221 · Vendors		75.00	-38,545.56
Bill Pmt -Check	09/05/2017	6644	Liberty Mutual Insur...	Account # 40...	2221 · Vendors		3,270.55	-41,816.11
Bill Pmt -Check	09/05/2017	6645	Mesa Consolidated ...	Acc # 045127...	2221 · Vendors		47.99	-41,864.10
Bill Pmt -Check	09/05/2017	6646	Northfork Electric C...	Acct # 12975	2221 · Vendors		48.21	-41,912.31
Bill Pmt -Check	09/05/2017	6647	Ochelata Utility Auth...	Account 1129	2221 · Vendors		134.28	-42,046.59
Bill Pmt -Check	09/05/2017	6648	Oklahoma Natural G...		2221 · Vendors		3,076.67	-45,123.26
Bill Pmt -Check	09/05/2017	6649	Opal Leach		2221 · Vendors		250.00	-45,373.26
Bill Pmt -Check	09/05/2017	6650	Pioneer Telephone ...	Account # PT...	2221 · Vendors		104.48	-45,477.74
Bill Pmt -Check	09/05/2017	6651	Public Service Co.		2221 · Vendors		365.71	-45,843.45
Bill Pmt -Check	09/05/2017	6652	Quill		2221 · Vendors		731.14	-46,574.59
Bill Pmt -Check	09/05/2017	6653	Russmar Utility Man...		2221 · Vendors		1,000.00	-47,574.59
Bill Pmt -Check	09/05/2017	6654	SoCal Gas	Account # 10...	2221 · Vendors		1.87	-47,576.46

Navitas Utility Corporation
General Ledger
As of December 31, 2017

Type	Date	Num	Name	Memo	Split	Debit	Credit	Balance
Bill Pmt -Check	09/05/2017	6655	Sonitrol Orange Cou...	Customer # 3...	2221 · Vendors		131.35	-47,707.81
Bill Pmt -Check	09/05/2017	6656	Southern California ...	Customer acc...	2221 · Vendors		522.14	-48,229.95
Bill Pmt -Check	09/05/2017	6657	Southern Star Centr...		2221 · Vendors		10,667.66	-58,897.61
Bill Pmt -Check	09/05/2017	6658	Steve Jolley		2221 · Vendors		2,500.00	-61,397.61
Bill Pmt -Check	09/05/2017	6659	Tate Boy's Tire & Se...		2221 · Vendors		149.07	-61,546.68
Bill Pmt -Check	09/05/2017	6660	Terminix Processing...	Cust # 7479088	2221 · Vendors		55.00	-61,601.68
Bill Pmt -Check	09/05/2017	6661	Town of Eakly		2221 · Vendors		153.76	-61,755.44
Bill Pmt -Check	09/05/2017	6662	Unifirst Holdings, In...		2221 · Vendors		718.41	-62,473.85
Bill Pmt -Check	09/05/2017	6663	Unifirst Holdings, In...		2221 · Vendors		130.80	-62,604.65
Bill Pmt -Check	09/05/2017	6664	US Cellular	Account # 84...	2221 · Vendors		400.42	-63,005.07
Bill Pmt -Check	09/05/2017	6665	Velma Public Works...		2221 · Vendors		100.00	-63,105.07
Bill Pmt -Check	09/05/2017	6666	Verizon Wireless	Account # 87...	2221 · Vendors		733.03	-63,838.10
Bill Pmt -Check	09/05/2017	6667	Volunteer Trenching		2221 · Vendors		250.00	-64,088.10
Bill Pmt -Check	09/05/2017	6668	Wann Stop		2221 · Vendors		443.47	-64,531.57
Bill Pmt -Check	09/05/2017	6669	Windstream	Account # 04...	2221 · Vendors		322.36	-64,853.93
Bill Pmt -Check	09/05/2017	6670	Ally	024922596418	2221 · Vendors		624.64	-65,478.57
Bill Pmt -Check	09/05/2017	6671	Ally	611925685889	2221 · Vendors		655.22	-66,133.79
Bill Pmt -Check	09/05/2017	6672	Big Tex Trailers		2221 · Vendors		4,700.00	-70,833.79
Bill Pmt -Check	09/05/2017	6673	B & B Meter Service		2221 · Vendors		1,546.32	-72,380.11
Bill Pmt -Check	09/05/2017	6674	Farris Bobango Bra...		2221 · Vendors		3,675.00	-76,055.11
Bill Pmt -Check	09/05/2017	6675	RAGZ Roll Offs & H...		2221 · Vendors		2,100.00	-78,155.11
Bill Pmt -Check	09/07/2017	6676	Clearwater Enterpris...	Financial Mon...	2221 · Vendors		9,000.00	-87,155.11
Check	09/08/2017	ACH	Bank 7 Credit Cards		2293 · Noelle ...		948.17	-88,103.28
Check	09/10/2017	Auto ...	KOC Insurance		924 · Insurance		99.50	-88,202.78
Payment	09/11/2017	1289	Navitas OK3, LLC		1201 · From m...	24,000.00		-64,202.78
Payment	09/11/2017	1622	Fort Cobb Fuel Auth...		1201 · From m...	18,000.00		-46,202.78
Payment	09/11/2017	1654	Fort Cobb Fuel Auth...		1201 · From m...	12,000.00		-34,202.78
Bill Pmt -Check	09/11/2017	6677	Navitas 1, LLC		2221 · Vendors		9,960.00	-44,162.78
Payment	09/12/2017	1623	Fort Cobb Fuel Auth...		1201 · From m...	18,000.00		-26,162.78
Payment	09/12/2017	1655	Fort Cobb Fuel Auth...		1201 · From m...	13,000.00		-13,162.78
Payment	09/12/2017	1169	Navitas Winstar LLC		1201 · From m...	14,000.00		837.22
Bill Pmt -Check	09/12/2017	6678	TDH Construction		2221 · Vendors		1,380.00	-542.78
General Journal	09/13/2017	170913		John Ward C...	926 · Employe...	1,414.86		872.08
Bill Pmt -Check	09/14/2017	Transfer	PayChex		2221 · Vendors		33,173.52	-32,301.44
Bill Pmt -Check	09/14/2017	6679	Clearwater Enterpris...	Financial Mon...	2221 · Vendors		9,000.00	-41,301.44
Payment	09/14/2017	1627	Fort Cobb Fuel Auth...		1201 · From m...	3,000.00		-38,301.44
Payment	09/14/2017	1291	Navitas OK3, LLC		1201 · From m...	30,000.00		-8,301.44
Bill Pmt -Check	09/14/2017	6680	United Rentals, Inc.		2221 · Vendors		5,808.87	-14,110.31
Bill Pmt -Check	09/15/2017	6681	Oklahoma Tax Com...	20-5778213 2...	2221 · Vendors		1,331.00	-15,441.31
Bill Pmt -Check	09/15/2017	6682	State of California	20-5778213 2...	2221 · Vendors		800.00	-16,241.31
Bill Pmt -Check	09/15/2017	6683	State of California	EIN 20-57782...	2221 · Vendors		24.00	-16,265.31
Bill Pmt -Check	09/15/2017	6684	Hull Brothers, Inc.	TX-A Phase 1...	2221 · Vendors		10,000.00	-26,265.31
Bill Pmt -Check	09/18/2017	6752	DeBritton Aviation Ltd.		2221 · Vendors		3,744.92	-30,010.23
Bill Pmt -Check	09/19/2017	Transfer	PayChex		2221 · Vendors		42,101.86	-72,112.09
Payment	09/19/2017	1172	Navitas Winstar LLC		1201 · From m...	2,727.00		-69,385.09
Payment	09/19/2017	1292	Navitas OK3, LLC		1201 · From m...	20,000.00		-49,385.09
Payment	09/19/2017	1628	Fort Cobb Fuel Auth...		1201 · From m...	12,000.00		-37,385.09
Payment	09/19/2017	1343	Navitas TN NG LLC		1201 · From m...	10,000.00		-27,385.09
Payment	09/19/2017	1656	Fort Cobb Fuel Auth...		1201 · From m...	10,000.00		-17,385.09

Navitas Utility Corporation
General Ledger
As of December 31, 2017

Type	Date	Num	Name	Memo	Split	Debit	Credit	Balance
Bill Pmt -Check	09/19/2017	6685	A New Energy LLC		2221 · Vendors		4,188.41	-21,573.50
Bill Pmt -Check	09/19/2017	6686	Airgas, Inc.		2221 · Vendors		35.56	-21,609.06
Bill Pmt -Check	09/19/2017	6687	Ally	024921495072	2221 · Vendors		593.55	-22,202.61
Bill Pmt -Check	09/19/2017	6688	AT&T Mobility	287021588346	2221 · Vendors		666.27	-22,868.88
Bill Pmt -Check	09/19/2017	6689	Bank 7	Loan 1010669	2221 · Vendors		3,965.84	-26,834.72
Bill Pmt -Check	09/19/2017	6690	Bemac Supply	Customer # 6...	2221 · Vendors		426.25	-27,260.97
Bill Pmt -Check	09/19/2017	6691	Cart Farm & Home ...		2221 · Vendors		238.91	-27,499.88
Bill Pmt -Check	09/19/2017	6692	CenterPoint Energy	7257756-2	2221 · Vendors		78.07	-27,577.95
Bill Pmt -Check	09/19/2017	6693	Cintas Corporation #...		2221 · Vendors		50.00	-27,627.95
Bill Pmt -Check	09/19/2017	6694	CKenergy Electric C...		2221 · Vendors		760.00	-28,387.95
Bill Pmt -Check	09/19/2017	6695	German Roofing LLC		2221 · Vendors		11,445.50	-39,833.45
Bill Pmt -Check	09/19/2017	6696	Cotton Electric Coop...	Acc # 270660...	2221 · Vendors		118.43	-39,951.88
Bill Pmt -Check	09/19/2017	6697	Delgasco, Inc.		2221 · Vendors		14,935.80	-54,887.68
Bill Pmt -Check	09/19/2017	6698	DirecTV	Account # 08...	2221 · Vendors		46.99	-54,934.67
Bill Pmt -Check	09/19/2017	6699	Dixon Kirchoff, Inc		2221 · Vendors		874.64	-55,809.31
Bill Pmt -Check	09/19/2017	6700	E & S Oil Company		2221 · Vendors		8.75	-55,818.06
Bill Pmt -Check	09/19/2017	6701	EGW Utilities, Inc.		2221 · Vendors		9,050.64	-64,868.70
Bill Pmt -Check	09/19/2017	6702	Equipment Controls ...		2221 · Vendors		9,863.52	-74,732.22
Bill Pmt -Check	09/19/2017	6703	Farmers Coop	Account # 353	2221 · Vendors		2,929.59	-77,661.81
Bill Pmt -Check	09/19/2017	6704	Farmers Coop Mill &...		2221 · Vendors		63.00	-77,724.81
Bill Pmt -Check	09/19/2017	6705	First Volunteer Bank		2221 · Vendors		16.50	-77,741.31
Bill Pmt -Check	09/19/2017	6706	Full Spectrum Servi...		2221 · Vendors		175.00	-77,916.31
Bill Pmt -Check	09/19/2017	6707	Green's Tire & Oil		2221 · Vendors		167.82	-78,084.13
Bill Pmt -Check	09/19/2017	6708	H & C Services and ...		2221 · Vendors		601.16	-78,685.29
Bill Pmt -Check	09/19/2017	6709	HBC CPAs & Advisors	Client no 05761	2221 · Vendors		4,500.00	-83,185.29
Bill Pmt -Check	09/19/2017	6710	Jellico Electric & Wa...	Account # 00...	2221 · Vendors		87.33	-83,272.62
Bill Pmt -Check	09/19/2017	6711	LMJ Industries		2221 · Vendors		1,000.00	-84,272.62
Bill Pmt -Check	09/19/2017	6712	Locke Supply		2221 · Vendors		325.80	-84,598.42
Bill Pmt -Check	09/19/2017	6713	Motley Gin, Inc.	Account ID: N...	2221 · Vendors		659.18	-85,257.60
Bill Pmt -Check	09/19/2017	6714	Natural Gas Pipeline...	Acct # 5319 / ...	2221 · Vendors		492.23	-85,749.83
Bill Pmt -Check	09/19/2017	6715	Northfork Electric C...	Acct # 12975	2221 · Vendors		47.44	-85,797.27
Bill Pmt -Check	09/19/2017	6716	O'Reilly Auto Parts		2221 · Vendors		137.17	-85,934.44
Bill Pmt -Check	09/19/2017	6717	OCT Equipment LLC		2221 · Vendors		67.73	-86,002.17
Bill Pmt -Check	09/19/2017	6718	Oklahoma Press Se...		2221 · Vendors		3,454.25	-89,456.42
Bill Pmt -Check	09/19/2017	6719	One Call Concepts, ...	Acct # NAVIT01	2221 · Vendors		0.50	-89,456.92
Bill Pmt -Check	09/19/2017	6720	Pioneer Cellular - us...	Account # CN...	2221 · Vendors		92.60	-89,549.52
Bill Pmt -Check	09/19/2017	6721	Pitney Bowes	Account # 00...	2221 · Vendors		634.38	-90,183.90
Bill Pmt -Check	09/19/2017	6722	Prince Plumbing LLC		2221 · Vendors		100.97	-90,284.87
Bill Pmt -Check	09/19/2017	6723	Public Service Co.		2221 · Vendors		62.55	-90,347.42
Bill Pmt -Check	09/19/2017	6724	Quill		2221 · Vendors		283.56	-90,630.98
Bill Pmt -Check	09/19/2017	6725	Quinton Parts Supply		2221 · Vendors		155.72	-90,786.70
Bill Pmt -Check	09/19/2017	6726	R & R Water /Culligan	Account # 2279	2221 · Vendors		60.42	-90,847.12
Bill Pmt -Check	09/19/2017	6727	RAGZ Roll Offs & H...		2221 · Vendors		525.00	-91,372.12
Bill Pmt -Check	09/19/2017	6728	Red River Valley Ru...	Account # 19...	2221 · Vendors		37.38	-91,409.50
Bill Pmt -Check	09/19/2017	6729	Ron Comingdeer & ...		2221 · Vendors		2,083.00	-93,492.50
Bill Pmt -Check	09/19/2017	6730	SoCal Gas	Account # 10...	2221 · Vendors		0.94	-93,493.44
Bill Pmt -Check	09/19/2017	6731	Southern California ...	Customer acc...	2221 · Vendors		489.40	-93,982.84
Bill Pmt -Check	09/19/2017	6732	Enbridge/Spectra E...	Account # 29...	2221 · Vendors		1,674.99	-95,657.83
Bill Pmt -Check	09/19/2017	6733	Stephens Co. Rural ...	Account A-04...	2221 · Vendors		35.00	-95,692.83

Navitas Utility Corporation
General Ledger
As of December 31, 2017

Type	Date	Num	Name	Memo	Split	Debit	Credit	Balance
Bill Pmt -Check	09/19/2017	6734	The Town of Grace...		2221 · Vendors		75.00	-95,767.83
Bill Pmt -Check	09/19/2017	6735	Time Warner Cable	Account # 84...	2221 · Vendors		161.50	-95,929.33
Bill Pmt -Check	09/19/2017	6736	Tom's Utility Service		2221 · Vendors		700.00	-96,629.33
Bill Pmt -Check	09/19/2017	6737	Totah Communicati...	account # 7460	2221 · Vendors		289.97	-96,919.30
Bill Pmt -Check	09/19/2017	6738	Robert Parks		2221 · Vendors		4,008.00	-100,927.30
Bill Pmt -Check	09/19/2017	6739	Unifirst Holdings, In...		2221 · Vendors		545.22	-101,472.52
Bill Pmt -Check	09/19/2017	6740	Unifirst Holdings, In...	VOID:	2221 · Vendors	0.00		-101,472.52
Bill Pmt -Check	09/19/2017	6741	Unifirst Holdings, In...		2221 · Vendors		143.94	-101,616.46
Bill Pmt -Check	09/19/2017	6742	Unifirst Holdings, In...		2221 · Vendors		130.80	-101,747.26
Bill Pmt -Check	09/19/2017	6743	Unifirst Holdings, In...		2221 · Vendors		39.86	-101,787.12
Bill Pmt -Check	09/19/2017	6744	Western Exterminat...	Cust # 15043...	2221 · Vendors		75.00	-101,862.12
Bill Pmt -Check	09/19/2017	6745	Windstream	Account # 04...	2221 · Vendors		339.46	-102,201.58
Bill Pmt -Check	09/19/2017	6746	Wright Brothers Exc...		2221 · Vendors		100.00	-102,301.58
Bill Pmt -Check	09/19/2017	6747	X Stream Services	0013081	2221 · Vendors		381.43	-102,683.01
Bill Pmt -Check	09/19/2017	6748	Ally	024924239093	2221 · Vendors		602.92	-103,285.93
Bill Pmt -Check	09/19/2017	6749	Time Warner Cable	Account # 84...	2221 · Vendors		709.37	-103,995.30
Bill Pmt -Check	09/19/2017	6750	Ally	024923459722	2221 · Vendors		645.10	-104,640.40
Bill Pmt -Check	09/19/2017	6751	Unifirst Holdings, In...		2221 · Vendors		98.10	-104,738.50
Payment	09/20/2017	1293	Navitas OK3, LLC		1201 · From m...	4,000.00		-100,738.50
General Journal	09/25/2017	170925		NSF fee	6320 · Bank fees		29.00	-100,767.50
General Journal	09/25/2017	170925		NSF fee	6320 · Bank fees		29.00	-100,796.50
General Journal	09/25/2017	170925		NSF fee	6320 · Bank fees		29.00	-100,825.50
General Journal	09/25/2017	170925		NSF fee	6320 · Bank fees		29.00	-100,854.50
General Journal	09/25/2017	170925		NSF fee	6320 · Bank fees		29.00	-100,883.50
Payment	09/25/2017	1633	Fort Cobb Fuel Auth...		1201 · From m...	13,000.00		-87,883.50
Bill Pmt -Check	09/26/2017	Transfer	United Healthcare	Customer # 4...	2221 · Vendors		7,944.53	-95,828.03
Bill Pmt -Check	09/26/2017	Transfer	United Healthcare	Customer # 5...	2221 · Vendors		27,275.02	-123,103.05
Bill Pmt -Check	09/26/2017	6753	Clearwater Enterpris...	Financial Mon...	2221 · Vendors		9,000.00	-132,103.05
Payment	09/26/2017	1277	Navitas KY NG LLC		1201 · From m...	6,000.00		-126,103.05
Payment	09/26/2017	1631	Fort Cobb Fuel Auth...		1201 · From m...	13,000.00		-113,103.05
Payment	09/26/2017	1658	Fort Cobb Fuel Auth...		1201 · From m...	3,000.00		-110,103.05
Payment	09/26/2017	1345	Navitas TN NG LLC		1201 · From m...	4,000.00		-106,103.05
Payment	09/26/2017	1173	Navitas Winstar LLC		1201 · From m...	9,000.00		-97,103.05
General Journal	09/26/2017	170926		Loan Advance	2307 · LOC - B...	30,000.00		-67,103.05
General Journal	09/27/2017	170927		Linda Varner ...	926 · Employe...	969.00		-66,134.05
General Journal	09/27/2017	170927		Loan Advance	2307 · LOC - B...	15,000.00		-51,134.05
Check	09/28/2017	ACH	Bank 7 Credit Cards		-SPLIT-		37,189.09	-88,323.14
Bill Pmt -Check	09/28/2017	6754	Clearwater Enterpris...	Financial Mon...	2221 · Vendors		9,000.00	-97,323.14
Bill Pmt -Check	09/28/2017	6755	DeBritton Holdings, ...		2221 · Vendors		1,200.00	-98,523.14
Bill Pmt -Check	09/28/2017	6756	TDH Construction		2221 · Vendors		2,784.16	-101,307.30
Bill Pmt -Check	09/28/2017	6757	DeBritton Aviation Ltd.		2221 · Vendors		826.18	-102,133.48
Bill Pmt -Check	09/28/2017	6758	DeBritton Aviation Ltd.		2221 · Vendors		5,000.00	-107,133.48
General Journal	09/28/2017	170928		Loan Advance	2307 · LOC - B...	35,000.00		-72,133.48
Payment	09/28/2017	1294	Navitas OK3, LLC		1201 · From m...	4,000.00		-68,133.48
Payment	09/28/2017	1632	Fort Cobb Fuel Auth...		1201 · From m...	6,000.00		-62,133.48
Bill Pmt -Check	09/29/2017	Transfer	PayChex		2221 · Vendors		33,173.52	-95,307.00
General Journal	09/29/2017	LOC		Loan from Wi...	1201 · From m...	75,000.00		-20,307.00
Payment	09/29/2017	1659	Fort Cobb Fuel Auth...		1201 · From m...	5,000.00		-15,307.00
General Journal	09/29/2017	170929		Interest on ov...	427 · Interest ...		6.93	-15,313.93

Navitas Utility Corporation
General Ledger
As of December 31, 2017

Type	Date	Num	Name	Memo	Split	Debit	Credit	Balance
Check	10/01/2017	ACH	Dell		2299 · Dell Re...		559.00	-15,872.93
General Journal	10/02/2017	171002		NSF fee	6320 · Bank fees		29.00	-15,901.93
General Journal	10/02/2017	171002		NSF fee	6320 · Bank fees		29.00	-15,930.93
General Journal	10/02/2017	171002		NSF fee	6320 · Bank fees		29.00	-15,959.93
Bill Pmt -Check	10/03/2017	Transfer	PayChex		2221 · Vendors		42,506.47	-58,466.40
General Journal	10/03/2017	LOC		Loan from Wi...	1201 · From m...	52,000.00		-6,466.40
Payment	10/03/2017	1660	Fort Cobb Fuel Auth...		1201 · From m...	1,800.00		-4,666.40
Payment	10/03/2017	1634	Fort Cobb Fuel Auth...		1201 · From m...	1,000.00		-3,666.40
Payment	10/03/2017	1346	Navitas TN NG LLC		1201 · From m...	2,000.00		-1,666.40
Payment	10/03/2017	1278	Navitas KY NG LLC		1201 · From m...	1,600.00		-66.40
Payment	10/03/2017	1296	Navitas OK3, LLC		1201 · From m...	1,500.00		1,433.60
Bill Pmt -Check	10/06/2017	6759	Isco Industries, LLC		2221 · Vendors		8,617.11	-7,183.51
Bill Pmt -Check	10/06/2017	6760	Unifirst Holdings, In...		2221 · Vendors		99.65	-7,283.16
Bill Pmt -Check	10/06/2017	6761	5100 Bruce Lynn		2221 · Vendors		890.00	-8,173.16
Bill Pmt -Check	10/06/2017	6762	5100 John Guest		2221 · Vendors		249.53	-8,422.69
Bill Pmt -Check	10/06/2017	6763	5100 Noelle Ward		2221 · Vendors		21.08	-8,443.77
Bill Pmt -Check	10/06/2017	6764	A New Energy LLC		2221 · Vendors		2,137.03	-10,580.80
Bill Pmt -Check	10/06/2017	6765	Access Cable Televi...	Acct # 09-003...	2221 · Vendors		144.22	-10,725.02
Bill Pmt -Check	10/06/2017	6766	Aflac	Accout #: FG...	2221 · Vendors		153.12	-10,878.14
Bill Pmt -Check	10/06/2017	6767	Ally	024922596418	2221 · Vendors		624.64	-11,502.78
Bill Pmt -Check	10/06/2017	6768	American Interstate ...	Policy AVWC...	2221 · Vendors		1,778.82	-13,281.60
Bill Pmt -Check	10/06/2017	6769	Buckaloo Construction		2221 · Vendors		2,660.00	-15,941.60
Bill Pmt -Check	10/06/2017	6770	Cart Farm & Home ...		2221 · Vendors		140.19	-16,081.79
Bill Pmt -Check	10/06/2017	6771	Cintas Corporation #...		2221 · Vendors		50.00	-16,131.79
Bill Pmt -Check	10/06/2017	6772	CKenergy Electric C...		2221 · Vendors		637.00	-16,768.79
Bill Pmt -Check	10/06/2017	6773	DirecTV	Account # 08...	2221 · Vendors		51.24	-16,820.03
Bill Pmt -Check	10/06/2017	6774	Dixon Kirchoff, Inc		2221 · Vendors		301.61	-17,121.64
Bill Pmt -Check	10/06/2017	6775	E & S Oil Company		2221 · Vendors		69.00	-17,190.64
Bill Pmt -Check	10/06/2017	6776	EGW Utilities, Inc.		2221 · Vendors		1,142.61	-18,333.25
Bill Pmt -Check	10/06/2017	6777	Enable Oklahoma In...		2221 · Vendors		2,259.00	-20,592.25
Bill Pmt -Check	10/06/2017	6778	England Ford Inc		2221 · Vendors		118.45	-20,710.70
Bill Pmt -Check	10/06/2017	6779	Equipment Controls ...	Customer # 1...	2221 · Vendors		38.70	-20,749.40
Bill Pmt -Check	10/06/2017	6780	F & M Bank	Loan 9995000	2221 · Vendors		630.87	-21,380.27
Bill Pmt -Check	10/06/2017	6781	Green's Tire & Oil		2221 · Vendors		178.44	-21,558.71
Bill Pmt -Check	10/06/2017	6782	Guardian	Group ID: 00 ...	2221 · Vendors		311.65	-21,870.36
Bill Pmt -Check	10/06/2017	6783	H & C Services and ...		2221 · Vendors		453.09	-22,323.45
Bill Pmt -Check	10/06/2017	6784	Harmon Electric Ass...	Account # 50...	2221 · Vendors		143.16	-22,466.61
Bill Pmt -Check	10/06/2017	6785	Harold's Auto Supply		2221 · Vendors		68.49	-22,535.10
Bill Pmt -Check	10/06/2017	6786	Haskell County Wat...	Acc # 10-1240	2221 · Vendors		18.00	-22,553.10
Bill Pmt -Check	10/06/2017	6787	HBC CPAs & Advisors	Client no 05761	2221 · Vendors		4,500.00	-27,053.10
Bill Pmt -Check	10/06/2017	6788	Hinton Auto Supply		2221 · Vendors		20.70	-27,073.80
Bill Pmt -Check	10/06/2017	6789	Hudson Equipment		2221 · Vendors		115.98	-27,189.78
Bill Pmt -Check	10/06/2017	6790	IPFS Corporation	Account # TX...	2221 · Vendors		5,026.93	-32,216.71
Bill Pmt -Check	10/06/2017	6791	Kentucky Undergrou...	Customer ID: ...	2221 · Vendors		6.40	-32,223.11
Bill Pmt -Check	10/06/2017	6792	Keystone-Beard Eq...		2221 · Vendors		369.99	-32,593.10
Bill Pmt -Check	10/06/2017	6793	Legacy Bank		2221 · Vendors		75.00	-32,668.10
Bill Pmt -Check	10/06/2017	6794	Liberty Mutual Insur...	Account # 40...	2221 · Vendors		3,480.81	-36,148.91
Bill Pmt -Check	10/06/2017	6795	Mountain Valley Sup...		2221 · Vendors		2,285.10	-38,434.01
Bill Pmt -Check	10/06/2017	6796	Natural Gas Pipeline...	Acct # 5319 / ...	2221 · Vendors		495.07	-38,929.08

Navitas Utility Corporation
General Ledger
As of December 31, 2017

Type	Date	Num	Name	Memo	Split	Debit	Credit	Balance
Bill Pmt -Check	10/06/2017	6797	O'Reilly Auto Parts		2221 · Vendors		282.67	-39,211.75
Bill Pmt -Check	10/06/2017	6798	Ochelata Utility Auth...	Account 1129	2221 · Vendors		123.25	-39,335.00
Bill Pmt -Check	10/06/2017	6799	Oklahoma Natural G...		2221 · Vendors		4,137.46	-43,472.46
Bill Pmt -Check	10/06/2017	6800	Oklahoma Press Se...		2221 · Vendors		4,000.00	-47,472.46
Bill Pmt -Check	10/06/2017	6801	Opal Leach		2221 · Vendors		250.00	-47,722.46
Bill Pmt -Check	10/06/2017	6802	Pioneer Telephone ...	Account # PT...	2221 · Vendors		241.14	-47,963.60
Bill Pmt -Check	10/06/2017	6803	Professional Collecti...		2221 · Vendors		130.00	-48,093.60
Bill Pmt -Check	10/06/2017	6804	Public Service Co.		2221 · Vendors		304.25	-48,397.85
Bill Pmt -Check	10/06/2017	6805	Purchase Power	Acct # 8000-9...	2221 · Vendors		1,121.35	-49,519.20
Bill Pmt -Check	10/06/2017	6806	ReadyRefresh		2221 · Vendors		158.60	-49,677.80
Bill Pmt -Check	10/06/2017	6807	Solutions Practice M...	Account # 22...	2221 · Vendors		30.00	-49,707.80
Bill Pmt -Check	10/06/2017	6808	Sonitrol Orange Cou...	Customer # 3...	2221 · Vendors		131.35	-49,839.15
Bill Pmt -Check	10/06/2017	6809	Southern Star Centr...		2221 · Vendors		10,221.67	-60,060.82
Bill Pmt -Check	10/06/2017	6810	Stephens Co. Rural ...	Account A-04...	2221 · Vendors		36.75	-60,097.57
Bill Pmt -Check	10/06/2017	6811	Steve Jolley		2221 · Vendors		2,500.00	-62,597.57
Bill Pmt -Check	10/06/2017	6812	Tennessee One-Call...	MBR CODE: ...	2221 · Vendors		450.00	-63,047.57
Bill Pmt -Check	10/06/2017	6813	Tennessee Press S...		2221 · Vendors		687.06	-63,734.63
Bill Pmt -Check	10/06/2017	6814	Terminix Processing...	Cust # 7479088	2221 · Vendors		57.00	-63,791.63
Bill Pmt -Check	10/06/2017	6815	Totah Communicati...	VOID: accoun...	2221 · Vendors	0.00		-63,791.63
Bill Pmt -Check	10/06/2017	6816	Town of Eakly		2221 · Vendors		161.01	-63,952.64
Bill Pmt -Check	10/06/2017	6817	Unifirst Holdings, In...		2221 · Vendors		372.03	-64,324.67
Bill Pmt -Check	10/06/2017	6818	Unifirst Holdings, In...		2221 · Vendors		96.83	-64,421.50
Bill Pmt -Check	10/06/2017	6819	Unifirst Holdings, In...		2221 · Vendors		143.94	-64,565.44
Bill Pmt -Check	10/06/2017	6820	Unifirst Holdings, In...		2221 · Vendors		65.40	-64,630.84
Bill Pmt -Check	10/06/2017	6821	United Rentals, Inc.		2221 · Vendors		282.64	-64,913.48
Bill Pmt -Check	10/06/2017	6822	US Cellular	Account # 84...	2221 · Vendors		400.42	-65,313.90
Bill Pmt -Check	10/06/2017	6823	Verizon Wireless	Account # 87...	2221 · Vendors		758.30	-66,072.20
Bill Pmt -Check	10/06/2017	6824	Volunteer Trenching		2221 · Vendors		250.00	-66,322.20
Bill Pmt -Check	10/06/2017	6825	X Stream Services	0013081	2221 · Vendors		402.25	-66,724.45
Bill Pmt -Check	10/06/2017	6826	Ally	611925685889	2221 · Vendors		655.22	-67,379.67
Bill Pmt -Check	10/06/2017	6827	DeBritton Aviation Ltd.		2221 · Vendors		5,000.00	-72,379.67
Bill Pmt -Check	10/06/2017	6828	DeBritton Holdings, ...		2221 · Vendors		1,200.00	-73,579.67
Bill Pmt -Check	10/06/2017	6829	DirecTV	Account # 03...	2221 · Vendors		131.98	-73,711.65
Bill Pmt -Check	10/07/2017	6830	Clearwater Enterpris...		2221 · Vendors		19,584.62	-93,296.27
Check	10/10/2017	Auto ...	KOC Insurance		924 · Insurance		99.50	-93,395.77
Payment	10/10/2017	1298	Navitas OK3, LLC		1201 · From m...	10,000.00		-83,395.77
Payment	10/10/2017	1637	Fort Cobb Fuel Auth...		1201 · From m...	13,000.00		-70,395.77
Bill Pmt -Check	10/10/2017	6831	Navitas 1, LLC		2221 · Vendors		9,000.00	-79,395.77
General Journal	10/11/2017	171011		Linda Varner ...	926 · Employe...	969.00		-78,426.77
Bill Pmt -Check	10/12/2017	6832	B & W Pipeline	VOID: STOP ...	2221 · Vendors	0.00		-78,426.77
Bill Pmt -Check	10/12/2017	6833	Sparta Energy	April Production	2221 · Vendors		18,972.80	-97,399.57
Bill Pmt -Check	10/12/2017	6834	Petrol Energy, LLC		2221 · Vendors		33,949.00	-131,348.57
Bill Pmt -Check	10/13/2017	Transfer	PayChex		2221 · Vendors		33,184.52	-164,533.09
Payment	10/13/2017	1639	Fort Cobb Fuel Auth...		1201 · From m...	50,000.00		-114,533.09
Bill Pmt -Check	10/13/2017	6835	United Rentals, Inc.	Customer: 13...	2221 · Vendors		6,487.38	-121,020.47
Bill Pmt -Check	10/14/2017	6836	Clearwater Enterpris...		2221 · Vendors		18,895.06	-139,915.53
Bill Pmt -Check	10/15/2017	6837	Hull Brothers, Inc.	TX-A Phase 1...	2221 · Vendors		10,000.00	-149,915.53
Payment	10/16/2017	1299	Navitas OK3, LLC		1201 · From m...	15,000.00		-134,915.53
Payment	10/16/2017	1174	Navitas Winstar LLC		1201 · From m...	12,204.00		-122,711.53

Navitas Utility Corporation
General Ledger
As of December 31, 2017

Type	Date	Num	Name	Memo	Split	Debit	Credit	Balance
Bill Pmt -Check	10/16/2017	6838	Ally	024921495072	2221 · Vendors		593.55	-123,305.08
Bill Pmt -Check	10/16/2017	6839	Ally	024924239093	2221 · Vendors		602.92	-123,908.00
Bill Pmt -Check	10/17/2017	Transfer	PayChex		2221 · Vendors		42,717.15	-166,625.15
Payment	10/17/2017	1667	Fort Cobb Fuel Auth...		1201 · From m...	60,000.00		-106,625.15
Payment	10/17/2017	1640	Fort Cobb Fuel Auth...		1201 · From m...	8,430.00		-98,195.15
Payment	10/17/2017	1300	Navitas OK3, LLC		1201 · From m...	2,000.00		-96,195.15
Payment	10/17/2017	1350	Navitas TN NG LLC		1201 · From m...	6,000.00		-90,195.15
Payment	10/18/2017	1175	Navitas Winstar LLC		1201 · From m...	20,000.00		-70,195.15
Payment	10/19/2017	1641	Fort Cobb Fuel Auth...		1201 · From m...	2,500.00		-67,695.15
Payment	10/19/2017	1668	Fort Cobb Fuel Auth...		1201 · From m...	7,000.00		-60,695.15
General Journal	10/19/2017	171019		Whitco Check...	6320 · Bank fees		120.09	-60,815.24
Bill Pmt -Check	10/20/2017	6840	Russmar Utility Man...		2221 · Vendors		1,000.00	-61,815.24
General Journal	10/20/2017	LOC		Loan from Wi...	1201 · From m...	48,000.00		-13,815.24
Bill Pmt -Check	10/23/2017	6841	Clearwater Enterpris...	Financial Mon...	2221 · Vendors		19,000.00	-32,815.24
Payment	10/23/2017	1351	Navitas TN NG LLC		1201 · From m...	10,000.00		-22,815.24
Payment	10/23/2017	1301	Navitas OK3, LLC		1201 · From m...	5,000.00		-17,815.24
Bill Pmt -Check	10/23/2017	6842	DeBritton Aviation Ltd.		2221 · Vendors		5,000.00	-22,815.24
Bill Pmt -Check	10/23/2017	6843	DeBritton Holdings, ...		2221 · Vendors		1,200.00	-24,015.24
Bill Pmt -Check	10/23/2017	6844	EGW Utilities, Inc.		2221 · Vendors		1,536.51	-25,551.75
Bill Pmt -Check	10/24/2017	6845	B & W Pipeline		2221 · Vendors		14,279.50	-39,831.25
Bill Pmt -Check	10/24/2017	6846	Unifirst Holdings, In...		2221 · Vendors		215.91	-40,047.16
General Journal	10/24/2017	171024		Stop Payment...	6320 · Bank fees		25.00	-40,072.16
General Journal	10/25/2017	171025		John Ward C...	926 · Employe...	471.62		-39,600.54
Bill Pmt -Check	10/25/2017	6847	Enable Gas Transmi...	Account # 26...	2221 · Vendors		2,278.54	-41,879.08
Bill Pmt -Check	10/25/2017	6848	5100 Bill Radford	VOID:	2221 · Vendors	0.00		-41,879.08
Bill Pmt -Check	10/25/2017	6849	5100 John Guest		2221 · Vendors		249.53	-42,128.61
Bill Pmt -Check	10/25/2017	6850	5100 Sue Yearwood		2221 · Vendors		673.22	-42,801.83
Bill Pmt -Check	10/25/2017	6851	Airgas, Inc.		2221 · Vendors		12.18	-42,814.01
Bill Pmt -Check	10/25/2017	6852	AT&T Mobility	287021588346	2221 · Vendors		662.42	-43,476.43
Bill Pmt -Check	10/25/2017	6853	CenterPoint Energy	7257756-2	2221 · Vendors		75.83	-43,552.26
Bill Pmt -Check	10/25/2017	6854	Cotton Electric Coop...	Acc # 270660...	2221 · Vendors		96.09	-43,648.35
Bill Pmt -Check	10/25/2017	6855	Farmers Coop	Account # 353	2221 · Vendors		2,740.08	-46,388.43
Bill Pmt -Check	10/25/2017	6856	First Volunteer Bank		2221 · Vendors		13.50	-46,401.93
Bill Pmt -Check	10/25/2017	6857	Full Spectrum Servi...		2221 · Vendors		200.00	-46,601.93
Bill Pmt -Check	10/25/2017	6858	Guardian	Group ID: 00 ...	2221 · Vendors		311.55	-46,913.48
Bill Pmt -Check	10/25/2017	6859	Incorp	Account # 28...	2221 · Vendors		148.00	-47,061.48
Bill Pmt -Check	10/25/2017	6860	Jellico Electric & Wa...	Account # 00...	2221 · Vendors		92.86	-47,154.34
Bill Pmt -Check	10/25/2017	6861	Kentucky Undergrou...	Customer ID: ...	2221 · Vendors		1.60	-47,155.94
Bill Pmt -Check	10/25/2017	6862	Mesa Consolidated ...	Acc # 045127...	2221 · Vendors		49.98	-47,205.92
Bill Pmt -Check	10/25/2017	6863	Monday's Stop N Sh...		2221 · Vendors		1,621.02	-48,826.94
Bill Pmt -Check	10/25/2017	6864	Motley Gin, Inc.	Account ID: N...	2221 · Vendors		401.38	-49,228.32
Bill Pmt -Check	10/25/2017	6865	Northfork Electric C...	Acct # 12975	2221 · Vendors		46.12	-49,274.44
Bill Pmt -Check	10/25/2017	6866	One Call Concepts, ...	Acct # NAVIT01	2221 · Vendors		1.00	-49,275.44
Bill Pmt -Check	10/25/2017	6867	Pioneer Cellular - us...	Account # CN...	2221 · Vendors		93.99	-49,369.43
Bill Pmt -Check	10/25/2017	6868	Pioneer Telephone ...	Account # PT...	2221 · Vendors		106.81	-49,476.24
Bill Pmt -Check	10/25/2017	6869	Pitney Bowes	Account # 00...	2221 · Vendors		220.29	-49,696.53
Bill Pmt -Check	10/25/2017	6870	Public Service Co.		2221 · Vendors		241.15	-49,937.68
Bill Pmt -Check	10/25/2017	6871	Purchase Power	Acct # 8000-9...	2221 · Vendors		73.10	-50,010.78
Bill Pmt -Check	10/25/2017	6872	R & R Water /Culligan	Account # 2279	2221 · Vendors		60.42	-50,071.20

Navitas Utility Corporation
General Ledger
As of December 31, 2017

Type	Date	Num	Name	Memo	Split	Debit	Credit	Balance
Bill Pmt -Check	10/25/2017	6873	ReadyRefresh	Account # 00...	2221 · Vendors		142.84	-50,214.04
Bill Pmt -Check	10/25/2017	6874	Red River Valley Ru...	Account # 19...	2221 · Vendors		37.99	-50,252.03
Bill Pmt -Check	10/25/2017	6875	SoCal Gas	Account # 10...	2221 · Vendors		0.91	-50,252.94
Bill Pmt -Check	10/25/2017	6876	Southern California ...	Customer acc...	2221 · Vendors		389.63	-50,642.57
Bill Pmt -Check	10/25/2017	6877	Southwestern Sport...		2221 · Vendors		35.00	-50,677.57
Bill Pmt -Check	10/25/2017	6878	Enbridge/Spectra E...	Account # 29...	2221 · Vendors		1,673.38	-52,350.95
Bill Pmt -Check	10/25/2017	6879	The Town of Grace...		2221 · Vendors		75.00	-52,425.95
Bill Pmt -Check	10/25/2017	6880	Time Warner Cable	Account # 84...	2221 · Vendors		290.49	-52,716.44
Bill Pmt -Check	10/25/2017	6881	Velma Public Works...		2221 · Vendors		100.00	-52,816.44
Bill Pmt -Check	10/25/2017	6882	Western Exterminat...	Cust # 15043...	2221 · Vendors		75.00	-52,891.44
Bill Pmt -Check	10/25/2017	6883	Windstream	Account # 04...	2221 · Vendors		323.97	-53,215.41
Bill Pmt -Check	10/25/2017	6884	Time Warner Cable	Account # 84...	2221 · Vendors		1,134.02	-54,349.43
Bill Pmt -Check	10/25/2017	6848	5100 Stephanie Rad...		2221 · Vendors		140.00	-54,489.43
Payment	10/27/2017	1352	Navitas TN NG LLC		1201 · From m...	2,435.00		-52,054.43
Payment	10/27/2017	1644	Fort Cobb Fuel Auth...		1201 · From m...	8,500.00		-43,554.43
Bill Pmt -Check	10/30/2017	Transfer	United Healthcare	Customer # 4...	2221 · Vendors		12,085.95	-55,640.38
Bill Pmt -Check	10/30/2017	Transfer	United Healthcare	Customer # 5...	2221 · Vendors		27,275.02	-82,915.40
Payment	10/30/2017	1176	Navitas Winstar LLC		1201 · From m...	8,000.00		-74,915.40
General Journal	10/30/2017	LOC		Loan from Wi...	1201 · From m...	20,000.00		-54,915.40
Check	10/31/2017	ACH	Dell		2299 · Dell Re...		548.00	-55,463.40
Bill Pmt -Check	10/31/2017	Transfer	PayChex		2221 · Vendors		40,405.55	-95,868.95
Bill Pmt -Check	10/31/2017	Transfer	PayChex		2221 · Vendors		33,173.52	-129,042.47
Payment	10/31/2017	1281	Navitas KY NG LLC		1201 · From m...	30,494.15		-98,548.32
Payment	10/31/2017	1353	Navitas TN NG LLC		1201 · From m...	3,000.00		-95,548.32
Payment	10/31/2017	1646	Fort Cobb Fuel Auth...		1201 · From m...	8,000.00		-87,548.32
Bill Pmt -Check	10/31/2017	6885	NALLC - gas facilities		2221 · Vendors		6,772.90	-94,321.22
General Journal	10/31/2017	LOC		Loan from Wi...	1201 · From m...	45,000.00		-49,321.22
Bill Pmt -Check	11/01/2017	6892	United Rentals, Inc.	Customer: 13...	2221 · Vendors		5,982.97	-55,304.19
General Journal	11/01/2017	LOC		Loan from Wi...	1201 · From m...	10,000.00		-45,304.19
Payment	11/01/2017	1650	Fort Cobb Fuel Auth...		1201 · From m...	9,000.00		-36,304.19
Payment	11/01/2017	1672	Fort Cobb Fuel Auth...		1201 · From m...	3,000.00		-33,304.19
Payment	11/01/2017	1354	Navitas TN NG LLC		1201 · From m...	2,000.00		-31,304.19
Payment	11/01/2017	Transfer	Navitas KY NG LLC		1201 · From m...	25,000.00		-6,304.19
Bill Pmt -Check	11/02/2017	6887	Clearwater Enterpris...	Financial Mon...	2221 · Vendors		19,000.00	-25,304.19
Bill Pmt -Check	11/02/2017	6888	DeBritton Aviation Ltd.		2221 · Vendors		4,851.45	-30,155.64
Bill Pmt -Check	11/02/2017	6889	DeBritton Holdings, ...		2221 · Vendors		1,200.00	-31,355.64
Bill Pmt -Check	11/03/2017	6890	Enable Oklahoma In...		2221 · Vendors		2,299.00	-33,654.64
Check	11/03/2017	6891	Totah Communicati...		2221 · Vendors		295.22	-33,949.86
Bill Pmt -Check	11/06/2017	6893	Tom's Utility Service		2221 · Vendors		2,920.00	-36,869.86
Bill Pmt -Check	11/06/2017	6894	5100 Jerry Walker	New Service	2221 · Vendors		100.00	-36,969.86
Bill Pmt -Check	11/06/2017	6895	5100 Noelle Ward	OK Trip	2221 · Vendors		42.87	-37,012.73
Bill Pmt -Check	11/06/2017	6896	5100 Stephanie Rad...		2221 · Vendors		140.00	-37,152.73
Bill Pmt -Check	11/06/2017	6897	5100 Sue Yearwood		2221 · Vendors		673.22	-37,825.95
Bill Pmt -Check	11/06/2017	6898	A New Energy LLC		2221 · Vendors		2,254.49	-40,080.44
Bill Pmt -Check	11/06/2017	6899	Access Cable Televi...	Acct # 09-003...	2221 · Vendors		144.22	-40,224.66
Bill Pmt -Check	11/06/2017	6900	Aflac	Accout #: FG...	2221 · Vendors		153.12	-40,377.78
Bill Pmt -Check	11/06/2017	6901	Ally	024923459722	2221 · Vendors		645.10	-41,022.88
Bill Pmt -Check	11/06/2017	6902	Bank 7	Loan 1010669	2221 · Vendors		3,717.13	-44,740.01
Bill Pmt -Check	11/06/2017	6903	Cart Farm & Home ...		2221 · Vendors		269.00	-45,009.01

Navitas Utility Corporation
General Ledger
As of December 31, 2017

Type	Date	Num	Name	Memo	Split	Debit	Credit	Balance
Bill Pmt -Check	11/06/2017	6904	Cintas Corporation #...		2221 · Vendors		100.00	-45,109.01
Bill Pmt -Check	11/06/2017	6905	CKenergy Electric C...		2221 · Vendors		539.00	-45,648.01
Bill Pmt -Check	11/06/2017	6906	Core & Main	Account # 21...	2221 · Vendors		174.79	-45,822.80
Bill Pmt -Check	11/06/2017	6907	Delgasco, Inc.	Account # 16...	2221 · Vendors		5,085.50	-50,908.30
Bill Pmt -Check	11/06/2017	6908	DirecTV	Account # 03...	2221 · Vendors		131.98	-51,040.28
Bill Pmt -Check	11/06/2017	6909	Dirt Road Graphics		2221 · Vendors		318.00	-51,358.28
Bill Pmt -Check	11/06/2017	6910	Equipment Controls ...	Customer # 1...	2221 · Vendors		95.37	-51,453.65
Bill Pmt -Check	11/06/2017	6911	Farris Bobango Bra...		2221 · Vendors		1,500.00	-52,953.65
Bill Pmt -Check	11/06/2017	6912	First Volunteer Bank		2221 · Vendors		17.00	-52,970.65
Bill Pmt -Check	11/06/2017	6913	Full Spectrum Servi...		2221 · Vendors		200.00	-53,170.65
Bill Pmt -Check	11/06/2017	6914	Sparta Energy	June Producti...	2221 · Vendors		9,783.02	-62,953.67
Bill Pmt -Check	11/06/2017	6915	G & C Supply Co, Inc		2221 · Vendors		378.22	-63,331.89
Bill Pmt -Check	11/06/2017	6916	Green's Tire & Oil		2221 · Vendors		598.45	-63,930.34
Bill Pmt -Check	11/06/2017	6917	Harold's Auto Supply	Acct # 3530	2221 · Vendors		61.26	-63,991.60
Bill Pmt -Check	11/06/2017	6918	Harris Construction ...		2221 · Vendors		400.00	-64,391.60
Bill Pmt -Check	11/06/2017	6919	Haskell County Wat...	Acc # 10-1240	2221 · Vendors		19.80	-64,411.40
Bill Pmt -Check	11/06/2017	6920	Huston DePue Labs...		2221 · Vendors		483.40	-64,894.80
Bill Pmt -Check	11/06/2017	6921	IPFS Corporation	Account # TX...	2221 · Vendors		5,278.28	-70,173.08
Bill Pmt -Check	11/06/2017	6922	Isco Industries, LLC		2221 · Vendors		2,483.97	-72,657.05
Bill Pmt -Check	11/06/2017	6923	Jenkins Oilfield Sup...		2221 · Vendors		1,066.20	-73,723.25
Bill Pmt -Check	11/06/2017	6924	Keystone-Beard Eq...		2221 · Vendors		235.13	-73,958.38
Bill Pmt -Check	11/06/2017	6925	Legacy Bank		2221 · Vendors		75.00	-74,033.38
Bill Pmt -Check	11/06/2017	6926	Liberty Mutual Insur...	Account # 40...	2221 · Vendors		3,480.81	-77,514.19
Bill Pmt -Check	11/06/2017	6927	LMJ Industries		2221 · Vendors		1,000.00	-78,514.19
Bill Pmt -Check	11/06/2017	6928	Lucas Metal Works		2221 · Vendors		380.07	-78,894.26
Bill Pmt -Check	11/06/2017	6929	Monday's Stop N Sh...		2221 · Vendors		1,670.50	-80,564.76
Bill Pmt -Check	11/06/2017	6930	Natural Gas Pipeline...	Acct # 5319 / ...	2221 · Vendors		494.70	-81,059.46
Bill Pmt -Check	11/06/2017	6931	O'Reilly Auto Parts		2221 · Vendors		145.79	-81,205.25
Bill Pmt -Check	11/06/2017	6932	Ochelata Utility Auth...	Account 1129	2221 · Vendors		134.28	-81,339.53
Bill Pmt -Check	11/06/2017	6933	Oklahoma Natural G...		2221 · Vendors		2,982.09	-84,321.62
Bill Pmt -Check	11/06/2017	6934	Opal Leach		2221 · Vendors		250.00	-84,571.62
Bill Pmt -Check	11/06/2017	6935	Professional Collecti...		2221 · Vendors		65.00	-84,636.62
Bill Pmt -Check	11/06/2017	6936	Public Service Co.	Account # 95...	2221 · Vendors		103.50	-84,740.12
Bill Pmt -Check	11/06/2017	6937	Quill		2221 · Vendors		493.78	-85,233.90
Bill Pmt -Check	11/06/2017	6938	R&R Tire Shop		2221 · Vendors		10.00	-85,243.90
Bill Pmt -Check	11/06/2017	6939	RAGZ Roll Offs & H...		2221 · Vendors		1,050.00	-86,293.90
Bill Pmt -Check	11/06/2017	6940	Remco		2221 · Vendors		575.72	-86,869.62
Bill Pmt -Check	11/06/2017	6941	Ron Comingdeer & ...		2221 · Vendors		2,083.00	-88,952.62
Bill Pmt -Check	11/06/2017	6942	Sonitrol Orange Cou...	Customer # 3...	2221 · Vendors		131.35	-89,083.97
Bill Pmt -Check	11/06/2017	6943	Southern Star Centr...		2221 · Vendors		10,525.74	-99,609.71
Bill Pmt -Check	11/06/2017	6944	Stephens Co. Rural ...	Account A-04...	2221 · Vendors		35.00	-99,644.71
Bill Pmt -Check	11/06/2017	6945	Steve Jolley		2221 · Vendors		2,500.00	-102,144.71
Bill Pmt -Check	11/06/2017	6946	Tate Boy's Tire & Se...		2221 · Vendors		91.94	-102,236.65
Bill Pmt -Check	11/06/2017	6947	Tennessee One-Call...	MBR CODE: ...	2221 · Vendors		450.00	-102,686.65
Bill Pmt -Check	11/06/2017	6948	Terminix Processing...	Cust # 7479088	2221 · Vendors		57.00	-102,743.65
Bill Pmt -Check	11/06/2017	6949	The Town of Grace...		2221 · Vendors		75.00	-102,818.65
Bill Pmt -Check	11/06/2017	6950	Town of Eakly	Account # 888	2221 · Vendors		119.19	-102,937.84
Bill Pmt -Check	11/06/2017	6951	Robert Parks		2221 · Vendors		4,008.00	-106,945.84
Bill Pmt -Check	11/06/2017	6952	Unifirst Holdings, In...		2221 · Vendors		718.41	-107,664.25

Navitas Utility Corporation
General Ledger
As of December 31, 2017

Type	Date	Num	Name	Memo	Split	Debit	Credit	Balance
Bill Pmt -Check	11/06/2017	6953	Unifirst Holdings, In...		2221 · Vendors		130.80	-107,795.05
Bill Pmt -Check	11/06/2017	6954	Unifirst Holdings, In...		2221 · Vendors		130.80	-107,925.85
Bill Pmt -Check	11/06/2017	6955	Unifirst Holdings, In...		2221 · Vendors		39.86	-107,965.71
Bill Pmt -Check	11/06/2017	6956	Velma Public Works...		2221 · Vendors		107.00	-108,072.71
Bill Pmt -Check	11/06/2017	6957	Verizon Wireless	Account # 87...	2221 · Vendors		950.14	-109,022.85
Bill Pmt -Check	11/06/2017	6958	Volunteer Trenching		2221 · Vendors		250.00	-109,272.85
Bill Pmt -Check	11/06/2017	6959	X Stream Services	0013081	2221 · Vendors		387.70	-109,660.55
Bill Pmt -Check	11/06/2017	6960	DirecTV	Account # 08...	2221 · Vendors		46.99	-109,707.54
Payment	11/07/2017	Transfer	Navitas KY NG LLC		1201 · From m...	30,000.00		-79,707.54
General Journal	11/07/2017	171107			-SPLIT-	600.00		-79,107.54
Bill Pmt -Check	11/07/2017	6961	American Interstate ...	Policy AVWC...	2221 · Vendors		1,761.40	-80,868.94
Bill Pmt -Check	11/07/2017	6962	CenterPoint Energy	7257756-2	2221 · Vendors		50.61	-80,919.55
Bill Pmt -Check	11/07/2017	6963	Cintas Corporation #...	Acct # 35084	2221 · Vendors		25.00	-80,944.55
Bill Pmt -Check	11/07/2017	6964	EGW Utilities, Inc.	Customer ID ...	2221 · Vendors		175.75	-81,120.30
Bill Pmt -Check	11/07/2017	6965	Grainger	Account # 84...	2221 · Vendors		115.38	-81,235.68
Bill Pmt -Check	11/07/2017	6966	Harmon Electric Ass...	Account # 50...	2221 · Vendors		148.04	-81,383.72
Bill Pmt -Check	11/07/2017	6967	Hudson Equipment		2221 · Vendors		324.78	-81,708.50
Bill Pmt -Check	11/07/2017	6968	Jellico Electric & Wa...	Account # 00...	2221 · Vendors		89.59	-81,798.09
Bill Pmt -Check	11/07/2017	6969	Keystone-Beard Eq...		2221 · Vendors		351.89	-82,149.98
Bill Pmt -Check	11/07/2017	6970	Motley Gin, Inc.	Account ID: N...	2221 · Vendors		296.26	-82,446.24
Bill Pmt -Check	11/07/2017	6971	One Call Concepts, ...	Acct # NAVIT01	2221 · Vendors		1.00	-82,447.24
Bill Pmt -Check	11/07/2017	6972	Pioneer Cellular - us...	Account # CN...	2221 · Vendors		113.72	-82,560.96
Bill Pmt -Check	11/07/2017	6973	Quinton Parts Supply		2221 · Vendors		57.15	-82,618.11
Bill Pmt -Check	11/07/2017	6974	Red River Valley Ru...	Account # 19...	2221 · Vendors		38.19	-82,656.30
Bill Pmt -Check	11/07/2017	6975	Totah Communicati...	account # 7460	2221 · Vendors		295.30	-82,951.60
Bill Pmt -Check	11/07/2017	6976	Town of Eakly	Account # 1019	2221 · Vendors		19.81	-82,971.41
Bill Pmt -Check	11/07/2017	6977	US Cellular	Account # 84...	2221 · Vendors		401.34	-83,372.75
Bill Pmt -Check	11/08/2017	6978	Clearwater Enterpris...	Financial Mon...	2221 · Vendors		24,000.00	-107,372.75
Bill Pmt -Check	11/08/2017	6979	Petrol Energy, LLC		2221 · Vendors		18,352.89	-125,725.64
Check	11/10/2017	Auto ...	KOC Insurance		924 · Insurance		99.50	-125,825.14
Bill Pmt -Check	11/13/2017	6980	Navitas 1, LLC		2221 · Vendors		10,080.00	-135,905.14
Payment	11/13/2017	1652	Fort Cobb Fuel Auth...		1201 · From m...	50,000.00		-85,905.14
Bill Pmt -Check	11/13/2017	6981	Ally	024922596418	2221 · Vendors		624.64	-86,529.78
Bill Pmt -Check	11/13/2017	6982	Ally	611925685889	2221 · Vendors		655.22	-87,185.00
Bill Pmt -Check	11/13/2017	6983	Ally	024921495072	2221 · Vendors		593.55	-87,778.55
Bill Pmt -Check	11/13/2017	6984	F & M Bank	Loan 9995000	2221 · Vendors		630.87	-88,409.42
Bill Pmt -Check	11/13/2017	6985	Zanette Insurance S...	Policy Numbe...	2221 · Vendors		1,900.00	-90,309.42
Bill Pmt -Check	11/14/2017	Transfer	PayChex		2221 · Vendors		41,110.27	-131,419.69
Bill Pmt -Check	11/14/2017	Transfer	PayChex		2221 · Vendors		32,829.06	-164,248.75
Bill Pmt -Check	11/14/2017	6986	Clearwater Enterpris...		2221 · Vendors		24,306.07	-188,554.82
Payment	11/14/2017	1653	Fort Cobb Fuel Auth...		1201 · From m...	20,000.00		-168,554.82
Payment	11/14/2017	1303	Navitas OK3, LLC		1201 · From m...	5,000.00		-163,554.82
Payment	11/14/2017	1004	Navitas Utility TX, LLC		1201 · From m...	40,000.00		-123,554.82
Bill Pmt -Check	11/14/2017	6987	Bank 7	Loan 1010669	2221 · Vendors		4,565.02	-128,119.84
Bill Pmt -Check	11/14/2017	6988	Navitas Communica...		2221 · Vendors		2,000.00	-130,119.84
Check	11/14/2017	ACH	Bank 7 Credit Cards		-SPLIT-		15,000.00	-145,119.84
Payment	11/15/2017	1654	Fort Cobb Fuel Auth...		1201 · From m...	10,589.00		-134,530.84
Payment	11/15/2017	1675	Fort Cobb Fuel Auth...		1201 · From m...	31,198.77		-103,332.07
Bill Pmt -Check	11/15/2017	6989	Hull Brothers, Inc.		2221 · Vendors		13,966.24	-117,298.31

Navitas Utility Corporation
General Ledger
As of December 31, 2017

Type	Date	Num	Name	Memo	Split	Debit	Credit	Balance
Check	11/15/2017	6263	US Cellular	Missing check...	2221 · Vendors		400.55	-117,698.86
General Journal	11/15/2017	171115		NSF fee	6320 · Bank fees		29.00	-117,727.86
Payment	11/16/2017	1283	Navitas KY NG LLC		1201 · From m...	60,456.75		-57,271.11
Bill Pmt -Check	11/16/2017	6990	Streetmaster, LLC		2221 · Vendors		11,250.00	-68,521.11
Bill Pmt -Check	11/16/2017	6991	TDH Construction		2221 · Vendors		6,897.77	-75,418.88
Payment	11/16/2017	1286	Navitas KY NG LLC		1201 · From m...	77,998.42		2,579.54
Bill Pmt -Check	11/21/2017	6992	Clearwater Enterpris...	Financial Mon...	2221 · Vendors		24,000.00	-21,420.46
Bill Pmt -Check	11/22/2017	6993	German Roofing LLC		2221 · Vendors		11,445.50	-32,865.96
Bill Pmt -Check	11/22/2017	6994	Isco Industries, LLC		2221 · Vendors		11,294.96	-44,160.92
General Journal	11/27/2017	61502...	State Fund	State Fund de...	1402 · Deposit...	874.36		-43,286.56
Bill Pmt -Check	11/28/2017	Transfer	PayChex		2221 · Vendors		40,622.74	-83,909.30
Bill Pmt -Check	11/28/2017	Transfer	United Healthcare	Customer # 4...	2221 · Vendors		9,307.81	-93,217.11
Bill Pmt -Check	11/28/2017	Transfer	United Healthcare	Customer # 5...	2221 · Vendors		27,275.02	-120,492.13
Bill Pmt -Check	11/28/2017	6996	Clearwater Enterpris...		2221 · Vendors		24,484.59	-144,976.72
Bill Pmt -Check	11/28/2017	6997	Monday's Stop N Sh...		2221 · Vendors		3,468.21	-148,444.93
Bill Pmt -Check	11/28/2017	6998	Unifirst Holdings, In...		2221 · Vendors		462.06	-148,906.99
Bill Pmt -Check	11/28/2017	6999	Russmar Utility Man...		2221 · Vendors		1,000.00	-149,906.99
Bill Pmt -Check	11/28/2017	7000	Bayou Engineering ...		2221 · Vendors		2,371.67	-152,278.66
Bill Pmt -Check	11/28/2017	Transfer	PayChex		2221 · Vendors		1,228.73	-153,507.39
Payment	11/28/2017	1681	Fort Cobb Fuel Auth...		1201 · From m...	100,000.00		-53,507.39
Bill Pmt -Check	11/28/2017	7001	Ally	024924239093	2221 · Vendors		602.92	-54,110.31
Bill Pmt -Check	11/28/2017	7002	Ally	024923459722	2221 · Vendors		677.35	-54,787.66
Bill Pmt -Check	11/28/2017	7003	Petrol Energy, LLC		2221 · Vendors		25,000.00	-79,787.66
Check	11/29/2017	6995	5100 Jerod Shaw	Employee Loan	1804-JS -Jero...		861.60	-80,649.26
Payment	11/29/2017	1287	Navitas KY NG LLC		1201 · From m...	35,000.00		-45,649.26
Bill Pmt -Check	11/30/2017	Transfer	PayChex		2221 · Vendors		32,760.95	-78,410.21
Payment	11/30/2017	1656	Fort Cobb Fuel Auth...		1201 · From m...	20,000.00		-58,410.21
General Journal	11/30/2017	171130		Interest on ov...	427 · Interest ...		22.60	-58,432.81
Check	12/01/2017	ACH	Dell		2299 · Dell Re...		535.00	-58,967.81
General Journal	12/01/2017	171130		PayChex refund	2221 · Vendors	438.06		-58,529.75
Bill Pmt -Check	12/01/2017	7004	Unifirst Holdings, In...		2221 · Vendors		119.58	-58,649.33
Payment	12/04/2017	1288	Navitas KY NG LLC		1201 · From m...	40,054.00		-18,595.33
Bill Pmt -Check	12/04/2017	7005	Navitas Communica...		2221 · Vendors		2,000.00	-20,595.33
Bill Pmt -Check	12/04/2017	7006	5100 John Gorman	Kim Sokolosky	2221 · Vendors		100.00	-20,695.33
Bill Pmt -Check	12/04/2017	7007	5100 Kevin Pearcy	Binger Tag off...	2221 · Vendors		89.75	-20,785.08
Bill Pmt -Check	12/04/2017	7008	5100 Stephanie Rad...		2221 · Vendors		120.00	-20,905.08
Bill Pmt -Check	12/04/2017	7009	Access Cable Televi...	Acct # 09-003...	2221 · Vendors		144.22	-21,049.30
Bill Pmt -Check	12/04/2017	7010	AFCO	04-98926209-...	2221 · Vendors		828.33	-21,877.63
Bill Pmt -Check	12/04/2017	7011	Airgas, Inc.		2221 · Vendors		11.80	-21,889.43
Bill Pmt -Check	12/04/2017	7012	Ally	024922596418	2221 · Vendors		624.64	-22,514.07
Bill Pmt -Check	12/04/2017	7013	Anderson's Heat & Air		2221 · Vendors		157.00	-22,671.07
Bill Pmt -Check	12/04/2017	7014	AT&T Mobility	287021588346	2221 · Vendors		666.99	-23,338.06
Bill Pmt -Check	12/04/2017	7015	Bemac Supply		2221 · Vendors		1,053.96	-24,392.02
Bill Pmt -Check	12/04/2017	7016	Buckaloo Construction		2221 · Vendors		2,015.00	-26,407.02
Bill Pmt -Check	12/04/2017	7017	CenterPoint Energy ...		2221 · Vendors		1,268.65	-27,675.67
Bill Pmt -Check	12/04/2017	7018	Cintas Corporation #...		2221 · Vendors		75.00	-27,750.67
Bill Pmt -Check	12/04/2017	7019	Cotton Electric Coop...	Acc # 270660...	2221 · Vendors		70.33	-27,821.00
Bill Pmt -Check	12/04/2017	7020	DeBritton Holdings, ...		2221 · Vendors		1,200.00	-29,021.00
Bill Pmt -Check	12/04/2017	7021	Delgasco, Inc.		2221 · Vendors		9,037.32	-38,058.32

Navitas Utility Corporation
General Ledger
As of December 31, 2017

Type	Date	Num	Name	Memo	Split	Debit	Credit	Balance
Bill Pmt -Check	12/04/2017	7022	DNOW LP	107415	2221 · Vendors		4,048.78	-42,107.10
Bill Pmt -Check	12/04/2017	7023	Enable Gas Transmi...	Account # 26...	2221 · Vendors		2,024.42	-44,131.52
Bill Pmt -Check	12/04/2017	7024	Enable Oklahoma In...		2221 · Vendors		3,053.00	-47,184.52
Bill Pmt -Check	12/04/2017	7025	England Ford Inc		2221 · Vendors		827.91	-48,012.43
Bill Pmt -Check	12/04/2017	7026	F & M Bank	Loan 9995000	2221 · Vendors		630.87	-48,643.30
Bill Pmt -Check	12/04/2017	7027	Farmers Coop	Account # 353	2221 · Vendors		3,157.64	-51,800.94
Bill Pmt -Check	12/04/2017	7028	Farris Bobango Bra...		2221 · Vendors		3,000.00	-54,800.94
Bill Pmt -Check	12/04/2017	7029	Full Spectrum Servi...		2221 · Vendors		200.00	-55,000.94
Bill Pmt -Check	12/04/2017	7030	G & C Supply Co, Inc	Cust # 109469	2221 · Vendors		143.06	-55,144.00
Bill Pmt -Check	12/04/2017	7031	Green's Tire & Oil		2221 · Vendors		75.60	-55,219.60
Bill Pmt -Check	12/04/2017	7032	Guardian	Group ID: 00 ...	2221 · Vendors		311.55	-55,531.15
Bill Pmt -Check	12/04/2017	7033	H & C Services and ...		2221 · Vendors		128.69	-55,659.84
Bill Pmt -Check	12/04/2017	7034	Harmon Electric Ass...	Account # 50...	2221 · Vendors		159.98	-55,819.82
Bill Pmt -Check	12/04/2017	7035	Haskell County Wat...	Acc # 10-1240	2221 · Vendors		18.00	-55,837.82
Bill Pmt -Check	12/04/2017	7036	Hudson Equipment		2221 · Vendors		52.92	-55,890.74
Bill Pmt -Check	12/04/2017	7037	IPFS Corporation	Account # TX...	2221 · Vendors		5,026.93	-60,917.67
Bill Pmt -Check	12/04/2017	7038	Isco Industries, LLC		2221 · Vendors		1,519.27	-62,436.94
Bill Pmt -Check	12/04/2017	7039	Jenkins Oilfield Sup...		2221 · Vendors		1,024.33	-63,461.27
Bill Pmt -Check	12/04/2017	7040	Kentucky Undergrou...	Customer ID: ...	2221 · Vendors		4.80	-63,466.07
Bill Pmt -Check	12/04/2017	7041	Keystone-Beard Eq...		2221 · Vendors		74.60	-63,540.67
Bill Pmt -Check	12/04/2017	7042	Klint Alexander	June 2017	2221 · Vendors		1,000.00	-64,540.67
Bill Pmt -Check	12/04/2017	7043	Legacy Bank		2221 · Vendors		75.00	-64,615.67
Bill Pmt -Check	12/04/2017	7044	Liberty Mutual Insur...	Account # 40...	2221 · Vendors		3,480.81	-68,096.48
Bill Pmt -Check	12/04/2017	7045	LMJ Industries		2221 · Vendors		1,000.00	-69,096.48
Bill Pmt -Check	12/04/2017	7046	Locke Supply		2221 · Vendors		358.44	-69,454.92
Bill Pmt -Check	12/04/2017	7047	Northfork Electric C...	Acct # 12975...	2221 · Vendors		46.88	-69,501.80
Bill Pmt -Check	12/04/2017	7048	O'Reilly Auto Parts		2221 · Vendors		134.18	-69,635.98
Bill Pmt -Check	12/04/2017	7049	Ochelata Volunteer ...		2221 · Vendors		30.00	-69,665.98
Bill Pmt -Check	12/04/2017	7050	Oklahoma Natural G...		2221 · Vendors		3,208.40	-72,874.38
Bill Pmt -Check	12/04/2017	7051	Opal Leach		2221 · Vendors		250.00	-73,124.38
Bill Pmt -Check	12/04/2017	7052	Pioneer Telephone ...	Account # PT...	2221 · Vendors		103.76	-73,228.14
Bill Pmt -Check	12/04/2017	7053	Professional Collecti...		2221 · Vendors		65.00	-73,293.14
Bill Pmt -Check	12/04/2017	7054	Public Service Co.		2221 · Vendors		326.64	-73,619.78
Bill Pmt -Check	12/04/2017	7055	Purchase Power	Acct # 8000-9...	2221 · Vendors		510.78	-74,130.56
Bill Pmt -Check	12/04/2017	7056	Quill		2221 · Vendors		679.44	-74,810.00
Bill Pmt -Check	12/04/2017	7057	R & R Water /Culligan	Account # 2279	2221 · Vendors		53.00	-74,863.00
Bill Pmt -Check	12/04/2017	7058	ReadyRefresh	Account # 00...	2221 · Vendors		79.30	-74,942.30
Bill Pmt -Check	12/04/2017	7059	Ron Comingdeer & ...		2221 · Vendors		4,166.00	-79,108.30
Bill Pmt -Check	12/04/2017	7060	Russmar Utility Man...		2221 · Vendors		1,000.00	-80,108.30
Bill Pmt -Check	12/04/2017	7061	SoCal Gas	Account # 10...	2221 · Vendors		0.90	-80,109.20
Bill Pmt -Check	12/04/2017	7062	Sonitrol Orange Cou...	Customer # 3...	2221 · Vendors		131.35	-80,240.55
Bill Pmt -Check	12/04/2017	7063	Southeastern Diagn...		2221 · Vendors		25.00	-80,265.55
Bill Pmt -Check	12/04/2017	7064	Southern California ...	Customer acc...	2221 · Vendors		361.28	-80,626.83
Bill Pmt -Check	12/04/2017	7065	Southern Star Centr...		2221 · Vendors		10,550.05	-91,176.88
Bill Pmt -Check	12/04/2017	7066	Enbridge/Spectra E...	Account # 29...	2221 · Vendors		1,676.01	-92,852.89
Bill Pmt -Check	12/04/2017	7067	Spring House Water...	Acct No. 0170...	2221 · Vendors		69.24	-92,922.13
Bill Pmt -Check	12/04/2017	7068	Steve Jolley		2221 · Vendors		2,500.00	-95,422.13
Bill Pmt -Check	12/04/2017	7069	TDH Construction		2221 · Vendors		1,380.00	-96,802.13
Bill Pmt -Check	12/04/2017	7070	Time Warner Cable	Account # 84...	2221 · Vendors		290.49	-97,092.62

Navitas Utility Corporation
General Ledger
As of December 31, 2017

Type	Date	Num	Name	Memo	Split	Debit	Credit	Balance
Bill Pmt -Check	12/04/2017	7071	Totah Communicati...	VOID: accoun...	2221 · Vendors	0.00		-97,092.62
Bill Pmt -Check	12/04/2017	7072	Robert Parks		2221 · Vendors		4,008.00	-101,100.62
Bill Pmt -Check	12/04/2017	7073	Unifirst Holdings, In...		2221 · Vendors		725.33	-101,825.95
Bill Pmt -Check	12/04/2017	7074	Unifirst Holdings, In...		2221 · Vendors		140.36	-101,966.31
Bill Pmt -Check	12/04/2017	7075	Unifirst Holdings, In...		2221 · Vendors		130.80	-102,097.11
Bill Pmt -Check	12/04/2017	7076	US Cellular	Account # 84...	2221 · Vendors		0.79	-102,097.90
Bill Pmt -Check	12/04/2017	7077	Verizon Wireless	Account # 87...	2221 · Vendors		783.94	-102,881.84
Bill Pmt -Check	12/04/2017	7078	Volunteer Trenching		2221 · Vendors		250.00	-103,131.84
Bill Pmt -Check	12/04/2017	7079	Western Exterminat...	Cust # 15043...	2221 · Vendors		75.00	-103,206.84
Bill Pmt -Check	12/04/2017	7080	Windstream	Account # 04...	2221 · Vendors		323.81	-103,530.65
Bill Pmt -Check	12/04/2017	7081	WT&C Corporate S...	Navitas KY N...	2221 · Vendors		150.00	-103,680.65
Bill Pmt -Check	12/04/2017	7082	Ally	611925685889	2221 · Vendors		655.22	-104,335.87
Bill Pmt -Check	12/04/2017	7083	Time Warner Cable	Account # 84...	2221 · Vendors		715.54	-105,051.41
Bill Pmt -Check	12/05/2017	7084	B & B Meter Service		2221 · Vendors		6,035.50	-111,086.91
Bill Pmt -Check	12/05/2017	7085	American Interstate ...	Policy AVWC...	2221 · Vendors		2,434.00	-113,520.91
Payment	12/06/2017	1659	Fort Cobb Fuel Auth...		1201 · From m...	30,000.00		-83,520.91
Bill Pmt -Check	12/07/2017	7086	Clearwater Enterpris...		2221 · Vendors		29,000.00	-112,520.91
Bill Pmt -Check	12/08/2017	7087	Petrol Energy, LLC		2221 · Vendors		22,574.90	-135,095.81
Bill Pmt -Check	12/08/2017	7088	United Rentals, Inc.		2221 · Vendors		6,029.45	-141,125.26
Bill Pmt -Check	12/08/2017	7089	NALLC - gas facilities		2221 · Vendors		3,047.88	-144,173.14
Bill Pmt -Check	12/08/2017	7090	Bank 7	Loan 1010669	2221 · Vendors		4,160.95	-148,334.09
Bill Pmt -Check	12/08/2017	7091	Navitas 1, LLC		2221 · Vendors		8,080.00	-156,414.09
Check	12/08/2017	CASH	925 I/D Safety & Se...	Safety Incentive	925 · I/D - Safe...		2,560.00	-158,974.09
Check	12/10/2017	Auto ...	KOC Insurance		924 · Insurance		99.50	-159,073.59
Payment	12/11/2017	1663	Fort Cobb Fuel Auth...		1201 · From m...	50,000.00		-109,073.59
Bill Pmt -Check	12/12/2017	Transfer	PayChex		2221 · Vendors		38,173.20	-147,246.79
Payment	12/12/2017	1683	Fort Cobb Fuel Auth...		1201 · From m...	40,000.00		-107,246.79
General Journal	12/12/2017	171212		NSF fee	6320 · Bank fees		29.00	-107,275.79
Check	12/13/2017	7092	5100 Jerod Shaw	Employee Loan	1804-JS -Jero...		430.80	-107,706.59
Bill Pmt -Check	12/14/2017	7093	Clearwater Enterpris...		2221 · Vendors		29,783.94	-137,490.53
Payment	12/14/2017	1181	Navitas Winstar LLC		1201 · From m...	20,000.00		-117,490.53
Bill Pmt -Check	12/14/2017	Transfer	PayChex		2221 · Vendors		32,760.95	-150,251.48
Payment	12/14/2017	1664	Fort Cobb Fuel Auth...		1201 · From m...	50,000.00		-100,251.48
Payment	12/14/2017	1684	Fort Cobb Fuel Auth...		1201 · From m...	26,872.49		-73,378.99
Bill Pmt -Check	12/15/2017	Transfer	PayChex		2221 · Vendors		1,500.00	-74,878.99
Payment	12/15/2017	1359	Navitas TN NG LLC		1201 · From m...	20,000.00		-54,878.99
Bill Pmt -Check	12/15/2017	7094	Hull Brothers, Inc.		2221 · Vendors		10,836.20	-65,715.19
Payment	12/18/2017	1293	Navitas KY NG LLC		1201 · From m...	5,320.00		-60,395.19
Bill Pmt -Check	12/18/2017	7095	5100 Sue Yearwood		2221 · Vendors		673.22	-61,068.41
Bill Pmt -Check	12/18/2017	7096	Aflac	Accout #: FG...	2221 · Vendors		229.68	-61,298.09
Bill Pmt -Check	12/18/2017	7097	Airgas, Inc.		2221 · Vendors		12.86	-61,310.95
Bill Pmt -Check	12/18/2017	7098	AirMedCare	VOID:	2221 · Vendors	0.00		-61,310.95
Bill Pmt -Check	12/18/2017	7099	Albany Plumbing & ...	Acct # 2621	2221 · Vendors		31.75	-61,342.70
Bill Pmt -Check	12/18/2017	7100	Ally	024921495072	2221 · Vendors		593.55	-61,936.25
Bill Pmt -Check	12/18/2017	7101	AT&T Mobility	287021588346	2221 · Vendors		515.07	-62,451.32
Bill Pmt -Check	12/18/2017	7102	Bemac Supply		2221 · Vendors		164.30	-62,615.62
Bill Pmt -Check	12/18/2017	7103	Brown Ford & Mercu...		2221 · Vendors		146.35	-62,761.97
Bill Pmt -Check	12/18/2017	7104	Cart Farm & Home ...		2221 · Vendors		49.65	-62,811.62
Bill Pmt -Check	12/18/2017	7105	CenterPoint Energy	7257756-2	2221 · Vendors		89.48	-62,901.10

Navitas Utility Corporation
General Ledger
As of December 31, 2017

Type	Date	Num	Name	Memo	Split	Debit	Credit	Balance
Bill Pmt -Check	12/18/2017	7106	CenterPoint Energy ...	Customer ID: ...	2221 · Vendors		2,382.03	-65,283.13
Bill Pmt -Check	12/18/2017	7107	Cintas Corporation #...		2221 · Vendors		75.00	-65,358.13
Bill Pmt -Check	12/18/2017	7108	CKenergy Electric C...		2221 · Vendors		375.00	-65,733.13
Bill Pmt -Check	12/18/2017	7109	DeBritton Holdings, ...		2221 · Vendors		1,200.00	-66,933.13
Bill Pmt -Check	12/18/2017	7110	Delgasco, Inc.		2221 · Vendors		5,335.72	-72,268.85
Bill Pmt -Check	12/18/2017	7111	DirecTV	Account # 03...	2221 · Vendors		131.98	-72,400.83
Bill Pmt -Check	12/18/2017	7112	Dirt Road Graphics		2221 · Vendors		119.25	-72,520.08
Bill Pmt -Check	12/18/2017	7113	Enable Gas Transmi...		2221 · Vendors		10,060.58	-82,580.66
Bill Pmt -Check	12/18/2017	7114	Enable Oklahoma In...		2221 · Vendors		4,579.00	-87,159.66
Bill Pmt -Check	12/18/2017	7115	England Ford Inc		2221 · Vendors		176.53	-87,336.19
Bill Pmt -Check	12/18/2017	7116	Farmers Coop	Account # 353	2221 · Vendors		2,403.04	-89,739.23
Bill Pmt -Check	12/18/2017	7117	Farmers Coop Mill &...		2221 · Vendors		135.00	-89,874.23
Bill Pmt -Check	12/18/2017	7118	Farris Bobango Bra...		2221 · Vendors		1,500.00	-91,374.23
Bill Pmt -Check	12/18/2017	7119	First Volunteer Bank		2221 · Vendors		17.00	-91,391.23
Bill Pmt -Check	12/18/2017	7120	H & C Services and ...		2221 · Vendors		573.45	-91,964.68
Bill Pmt -Check	12/18/2017	7121	Harold's Auto Supply	Acct # 3530	2221 · Vendors		9.99	-91,974.67
Bill Pmt -Check	12/18/2017	7122	Isco Industries, LLC		2221 · Vendors		651.30	-92,625.97
Bill Pmt -Check	12/18/2017	7123	Jellico Electric & Wa...	Account # 00...	2221 · Vendors		93.00	-92,718.97
Bill Pmt -Check	12/18/2017	7124	Klint Alexander	July 2017	2221 · Vendors		1,000.00	-93,718.97
Bill Pmt -Check	12/18/2017	7125	LMJ Industries		2221 · Vendors		2,000.00	-95,718.97
Bill Pmt -Check	12/18/2017	7126	Mesa Consolidated ...	Acc # 045127...	2221 · Vendors		52.60	-95,771.57
Bill Pmt -Check	12/18/2017	7127	Mike's Garage		2221 · Vendors		145.05	-95,916.62
Bill Pmt -Check	12/18/2017	7128	Motley Gin, Inc.	Account ID: N...	2221 · Vendors		297.85	-96,214.47
Bill Pmt -Check	12/18/2017	7129	Natural Gas Pipeline...	Acct # 5319 / ...	2221 · Vendors		494.70	-96,709.17
Bill Pmt -Check	12/18/2017	7130	Northfork Electric C...	Acct # 12975...	2221 · Vendors		48.17	-96,757.34
Bill Pmt -Check	12/18/2017	7131	O'Reilly Auto Parts		2221 · Vendors		59.44	-96,816.78
Bill Pmt -Check	12/18/2017	7132	Ochelata Utility Auth...	Account 1129	2221 · Vendors		123.25	-96,940.03
Bill Pmt -Check	12/18/2017	7133	Oklahoma One Call ...	Member Code...	2221 · Vendors		1,716.60	-98,656.63
Bill Pmt -Check	12/18/2017	7134	Oklahoma Tax Com...	Sales Tax Per...	2221 · Vendors		20.00	-98,676.63
Bill Pmt -Check	12/18/2017	7135	One Call Concepts, ...	Acct # NAVIT01	2221 · Vendors		1.00	-98,677.63
Bill Pmt -Check	12/18/2017	7136	Pioneer Cellular - us...	Account # CN...	2221 · Vendors		89.75	-98,767.38
Bill Pmt -Check	12/18/2017	7137	Public Service Co.	Account # 95...	2221 · Vendors		29.90	-98,797.28
Bill Pmt -Check	12/18/2017	7138	Purchase Power	Acct # 8000-9...	2221 · Vendors		1,256.54	-100,053.82
Bill Pmt -Check	12/18/2017	7139	Quill		2221 · Vendors		154.72	-100,208.54
Bill Pmt -Check	12/18/2017	7140	Quinton Parts Supply		2221 · Vendors		112.21	-100,320.75
Bill Pmt -Check	12/18/2017	7141	R & R Water /Culligan	Account # 2279	2221 · Vendors		54.00	-100,374.75
Bill Pmt -Check	12/18/2017	7142	Red River Valley Ru...	Account # 19...	2221 · Vendors		37.61	-100,412.36
Bill Pmt -Check	12/18/2017	7143	Ron Comingdeer & ...		2221 · Vendors		2,083.00	-102,495.36
Bill Pmt -Check	12/18/2017	7144	Sensit Technologies	Customer # 0...	2221 · Vendors		146.36	-102,641.72
Bill Pmt -Check	12/18/2017	7145	SoCal Gas	Account # 10...	2221 · Vendors		29.18	-102,670.90
Bill Pmt -Check	12/18/2017	7146	Battery Backup Pow...		2221 · Vendors		5,115.20	-107,786.10
Bill Pmt -Check	12/18/2017	7147	Southern California ...	Customer acc...	2221 · Vendors		329.77	-108,115.87
Bill Pmt -Check	12/18/2017	7148	Southern Star Centr...		2221 · Vendors		10,218.09	-118,333.96
Bill Pmt -Check	12/18/2017	7149	Enbridge/Spectra E...	Account # 29...	2221 · Vendors		1,672.53	-120,006.49
Bill Pmt -Check	12/18/2017	7150	Stephens Co. Rural ...	Account A-04...	2221 · Vendors		35.00	-120,041.49
Bill Pmt -Check	12/18/2017	7151	Steve Jolley		2221 · Vendors		2,500.00	-122,541.49
Bill Pmt -Check	12/18/2017	7152	Tate Boy's Tire & Se...		2221 · Vendors		1,106.09	-123,647.58
Bill Pmt -Check	12/18/2017	7153	Terminix Processing...	Cust # 7479088	2221 · Vendors		57.00	-123,704.58
Bill Pmt -Check	12/18/2017	7154	The Town of Grace...		2221 · Vendors		75.00	-123,779.58

Navitas Utility Corporation
General Ledger
As of December 31, 2017

Type	Date	Num	Name	Memo	Split	Debit	Credit	Balance
Bill Pmt -Check	12/18/2017	7155	Time Warner Cable	Account # 84...	2221 · Vendors		709.14	-124,488.72
Bill Pmt -Check	12/18/2017	7156	Totah Communicati...	account # 7460	2221 · Vendors		290.87	-124,779.59
Bill Pmt -Check	12/18/2017	7157	Town of Eakly		2221 · Vendors		111.30	-124,890.89
Bill Pmt -Check	12/18/2017	7158	Robert Parks		2221 · Vendors		8,016.00	-132,906.89
Bill Pmt -Check	12/18/2017	7159	U S Postmaster	Permit Numb...	2221 · Vendors		225.00	-133,131.89
Bill Pmt -Check	12/18/2017	7160	Unifirst Holdings, In...		2221 · Vendors		346.38	-133,478.27
Bill Pmt -Check	12/18/2017	7161	Unifirst Holdings, In...		2221 · Vendors		70.68	-133,548.95
Bill Pmt -Check	12/18/2017	7162	Unifirst Holdings, In...		2221 · Vendors		65.40	-133,614.35
Bill Pmt -Check	12/18/2017	7163	Velma Public Works...		2221 · Vendors		93.00	-133,707.35
Bill Pmt -Check	12/18/2017	7164	Western Exterminat...	Cust # 15043...	2221 · Vendors		75.00	-133,782.35
Bill Pmt -Check	12/18/2017	7165	X Stream Services	0013081	2221 · Vendors		386.51	-134,168.86
Bill Pmt -Check	12/18/2017	7166	Zee Medical Service...	Account # 2312	2221 · Vendors		160.30	-134,329.16
Bill Pmt -Check	12/18/2017	7167	DirecTV	Account # 08...	2221 · Vendors		46.99	-134,376.15
Bill Pmt -Check	12/18/2017	7168	Time Warner Cable	Account # 84...	2221 · Vendors		290.49	-134,666.64
Bill Pmt -Check	12/18/2017	7169	AirMedCare		2221 · Vendors		990.00	-135,656.64
Payment	12/18/2017	1360	Navitas TN NG LLC		1201 · From m...	18,345.00		-117,311.64
Payment	12/18/2017	1693	Fort Cobb Fuel Auth...		1201 · From m...	100,000.00		-17,311.64
Bill Pmt -Check	12/21/2017	7170	Ally	024924239093	2221 · Vendors		602.92	-17,914.56
Bill Pmt -Check	12/21/2017	7171	Clearwater Enterpris...		2221 · Vendors		28,461.67	-46,376.23
Bill Pmt -Check	12/21/2017	7172	Ally	024923459722	2221 · Vendors		645.10	-47,021.33
Bill Pmt -Check	12/21/2017	7173	Cotton Electric Coop...	Acc # 270660...	2221 · Vendors		62.62	-47,083.95
Bill Pmt -Check	12/21/2017	7174	Monday's Stop N Sh...		2221 · Vendors		1,775.44	-48,859.39
Bill Pmt -Check	12/21/2017	7175	Oklahoma Natural G...		2221 · Vendors		3,574.98	-52,434.37
Bill Pmt -Check	12/21/2017	7176	Public Service Co.	Account # 95...	2221 · Vendors		44.88	-52,479.25
Bill Pmt -Check	12/21/2017	7177	United Rentals, Inc.		2221 · Vendors		2,627.46	-55,106.71
Bill Pmt -Check	12/21/2017	7178	Windstream	Account # 04...	2221 · Vendors		341.28	-55,447.99
Payment	12/21/2017	1294	Navitas KY NG LLC		1201 · From m...	74,952.00		19,504.01
Bill Pmt -Check	12/26/2017	Transfer	PayChex		2221 · Vendors		49,938.22	-30,434.21
General Journal	12/27/2017	171227		NSF fee	6320 · Bank fees		29.00	-30,463.21
Bill Pmt -Check	12/28/2017	7179	EGW Utilities, Inc.		2221 · Vendors		5,524.71	-35,987.92
Bill Pmt -Check	12/28/2017	7180	Unifirst Holdings, In...		2221 · Vendors		290.81	-36,278.73
Bill Pmt -Check	12/28/2017	Transfer	PayChex		2221 · Vendors		43,706.37	-79,985.10
Bill Pmt -Check	12/28/2017	Transfer	United Healthcare	Customer # 5...	2221 · Vendors		27,275.02	-107,260.12
Bill Pmt -Check	12/28/2017	Transfer	United Healthcare	Customer # 4...	2221 · Vendors		8,660.75	-115,920.87
Payment	12/28/2017	1673	Fort Cobb Fuel Auth...		1201 · From m...	50,027.00		-65,893.87
Payment	12/28/2017	1696	Fort Cobb Fuel Auth...		1201 · From m...	70,227.38		4,333.51
Bill Pmt -Check	12/28/2017	7181	Clearwater Enterpris...	Financial Mon...	2221 · Vendors		29,000.00	-24,666.49
Payment	12/28/2017	1295	Navitas KY NG LLC		1201 · From m...	30,079.59		5,413.10
General Journal	12/29/2017	171229		Interest on ov...	427 · Interest ...		7.10	5,406.00
Check	12/31/2017	ACH	Dell		2299 · Dell Re...		523.00	4,883.00
Total 1107 · Checking - Bank 7						7,702,657.35	7,691,779.06	4,883.00
1109 · Note Clearing Account-FCFA								0.00
Total 1109 · Note Clearing Account-FCFA								0.00
1161 · Money Market - [institution]								0.00
Total 1161 · Money Market - [institution]								0.00

Navitas Utility Corporation
General Ledger
As of December 31, 2017

Type	Date	Num	Name	Memo	Split	Debit	Credit	Balance
1181 · MM - ASB - RC Insurance Fund								0.00
Total 1181 · MM - ASB - RC Insurance Fund								0.00
1182 · MM - FCB - RC Insurance Fund								0.00
Total 1182 · MM - FCB - RC Insurance Fund								0.00
1183 · Cash Drawer - Kevin Pearcy								2,266.51
Check	01/12/2017	CASH	874 Mains & Services	Amazon	874.46 · Mains...		25.78	2,240.73
Check	01/19/2017	CASH	874 Mains & Services	Amazon	874.46 · Mains...		41.25	2,199.48
Check	01/19/2017	CASH	874 Mains & Services	Amazon	874.46 · Mains...		10.21	2,189.27
Check	01/24/2017	CASH	United States Postal...	CTS	874.46 · Mains...		44.42	2,144.85
Check	01/24/2017	CASH	United States Postal...	Amazon	874.46 · Mains...		32.97	2,111.88
Check	02/01/2017	CASH	United States Postal...	Eakly PO	6130 · Postage		429.08	1,682.80
Check	02/08/2017	CASH	874 Mains & Services	Ace	874.46 · Mains...		8.92	1,673.88
Check	02/08/2017	CASH	887 Maintenance of ...	Chuckwagon ...	887.46 · Maint...		24.42	1,649.46
Check	02/21/2017	CASH	925 I/D Safety & Se...	Weatherford ...	925 · I/D - Safe...		80.00	1,569.46
Check	03/08/2017	CASH	874 Mains & Services	Ace	874.46 · Mains...		18.60	1,550.86
General Journal	03/15/2017	170315		SY Reimburs...	6140 · Office c...	26.00		1,576.86
Check	03/22/2017	CASH	921 Office Supplies	Dollar General	6140 · Office c...		15.46	1,561.40
Check	03/30/2017	CASH	921 Office Supplies	Walmart	6140 · Office c...		5.00	1,556.40
Check	03/30/2017	CASH	426 Donations	New Decade -...	426.10 · Donat...		50.00	1,506.40
Check	04/10/2017	CASH	426 Donations	Fort Cobb Vol...	426.10 · Donat...		50.00	1,456.40
General Journal	04/17/2017	170417		WR Reimburs...	874.46 · Mains...	21.80		1,478.20
Check	05/02/2017	CASH	874 Mains & Services	Hays Blacks...	874.46 · Mains...		90.00	1,388.20
Check	06/01/2017	CASH	United States Postal...	Eakly PO	6130 · Postage		470.22	917.98
Check	06/23/2017	CASH	874 Mains & Services	Western Equi...	874.46 · Mains...		24.39	893.59
Check	07/12/2017	CASH	887 Maintenance of ...	Dink's Pit BBQ	887.46 · Maint...		41.54	852.05
Check	07/28/2017	CASH	874 Mains & Services	DTMotoring	874.46 · Mains...		40.56	811.49
Check	08/02/2017	CASH	United States Postal...	Eakly PO	6130 · Postage		484.84	326.65
Check	08/14/2017	CASH	887 Maintenance of ...	Hunters BBQ	887.16 · Maint...		19.27	307.38
Check	08/25/2017	CASH	874 Mains & Services	Lee's Salvage	874.46 · Mains...		70.00	237.38
Check	08/29/2017	CASH	Hydro-Eakly Public ...		426.10 · Donat...		100.00	137.38
Check	08/29/2017	CASH	887 Maintenance of ...	Mr Joe's Grille	887.46 · Maint...		32.55	104.83
Check	11/13/2017	CASH	426 Donations	Town of Eakly	426.10 · Donat...		100.00	4.83
Total 1183 · Cash Drawer - Kevin Pearcy						47.80	2,309.48	4.83
1191 · Dep. in Error								0.00
Total 1191 · Dep. in Error								0.00
1199 · Loan proceeds clearing								0.00
Total 1199 · Loan proceeds clearing								0.00

Navitas Utility Corporation
General Ledger
As of December 31, 2017

Type	Date	Num	Name	Memo	Split	Debit	Credit	Balance
1100 · Cash - Other								0.00
Bill Pmt -Check	01/01/2017		Navitas Communica...	QuickBooks g...	2221 · Vendors	0.00		0.00
Bill Pmt -Check	03/01/2017		Navitas Communica...	QuickBooks g...	2221 · Vendors	0.00		0.00
Bill Pmt -Check	03/01/2017		DeBritton Aviation Ltd.	QuickBooks g...	2221 · Vendors	0.00		0.00
Bill Pmt -Check	03/01/2017		DeBritton Holdings, ...	QuickBooks g...	2221 · Vendors	0.00		0.00
Bill Pmt -Check	04/01/2017		DeBritton Aviation Ltd.	QuickBooks g...	2221 · Vendors	0.00		0.00
Bill Pmt -Check	05/05/2017		Oklahoma Tax Com...	QuickBooks g...	2221 · Vendors	0.00		0.00
Bill Pmt -Check	05/22/2017		EGW Utilities, Inc.	QuickBooks g...	2221 · Vendors	0.00		0.00
Bill Pmt -Check	07/17/2017		Hull Brothers, Inc.	QuickBooks g...	2221 · Vendors	0.00		0.00
Bill Pmt -Check	07/21/2017		NALLC - gas facilities	QuickBooks g...	2221 · Vendors	0.00		0.00
Bill Pmt -Check	08/21/2017		PayChex	QuickBooks g...	2221 · Vendors	0.00		0.00
Bill Pmt -Check	08/31/2017		NALLC - gas facilities	QuickBooks g...	2221 · Vendors	0.00		0.00
Bill Pmt -Check	11/20/2017		US Cellular	QuickBooks g...	2221 · Vendors	0.00		0.00
Bill Pmt -Check	11/30/2017		PayChex	QuickBooks g...	2221 · Vendors	0.00		0.00
Total 1100 · Cash - Other						0.00	0.00	0.00
Total 1100 · Cash						7,702,705.15	7,694,088.54	4,887.83
1200 · A/R								2,012,979.11
1201 · From managed systems								2,012,979.11
Payment	01/06/2017	1528	Fort Cobb Fuel Auth...		1107 · Checkin...		50,000.00	1,962,979.11
Payment	01/10/2017	1234	Navitas OK3, LLC		1107 · Checkin...		5,000.00	1,957,979.11
Payment	01/10/2017	1529	Fort Cobb Fuel Auth...		1107 · Checkin...		80,433.00	1,877,546.11
Payment	01/13/2017	1222	Navitas KY NG LLC		1107 · Checkin...		9,317.25	1,868,228.86
Payment	01/13/2017	1278	Navitas TN NG LLC		1107 · Checkin...		4,000.00	1,864,228.86
Payment	01/13/2017	1235	Navitas OK3, LLC		1107 · Checkin...		5,000.00	1,859,228.86
Payment	01/13/2017	1530	Fort Cobb Fuel Auth...		1107 · Checkin...		28,000.00	1,831,228.86
Payment	01/13/2017	1555	Fort Cobb Fuel Auth...		1107 · Checkin...		90,873.00	1,740,355.86
Payment	01/17/2017	1281	Navitas TN NG LLC		1107 · Checkin...		5,751.00	1,734,604.86
Payment	01/17/2017	1144	Navitas Winstar LLC		1107 · Checkin...		14,255.00	1,720,349.86
Payment	01/17/2017	1556	Fort Cobb Fuel Auth...		1107 · Checkin...		80,275.00	1,640,074.86
Payment	01/23/2017	1531	Fort Cobb Fuel Auth...		1107 · Checkin...		43,000.00	1,597,074.86
Payment	01/24/2017	1282	Navitas TN NG LLC		1107 · Checkin...		24,345.00	1,572,729.86
Payment	01/24/2017	1236	Navitas OK3, LLC		1107 · Checkin...		6,543.26	1,566,186.60
Payment	01/24/2017	1224	Navitas KY NG LLC		1107 · Checkin...		30,000.00	1,536,186.60
Payment	01/24/2017	1146	Navitas Winstar LLC		1107 · Checkin...		20,000.00	1,516,186.60
Payment	01/24/2017	1561	Fort Cobb Fuel Auth...		1107 · Checkin...		40,000.00	1,476,186.60
Payment	01/31/2017	1532	Fort Cobb Fuel Auth...		1107 · Checkin...		61,190.20	1,414,996.40
Invoice	01/31/2017	1701F...	Fort Cobb Fuel Auth...		-SPLIT-	187,106.00		1,602,102.40
Invoice	01/31/2017	1701F...	Fort Cobb Fuel Auth...		-SPLIT-	297,445.00		1,899,547.40
Invoice	01/31/2017	1701N...	Navitas OK3, LLC		-SPLIT-	17,421.00		1,916,968.40
Invoice	01/31/2017	1701...	Navitas Winstar LLC		-SPLIT-	17,992.00		1,934,960.40
Invoice	01/31/2017	1701T...	Navitas TN NG LLC		-SPLIT-	68,466.00		2,003,426.40
Invoice	01/31/2017	1701K...	Navitas KY NG LLC		-SPLIT-	160,193.22		2,163,619.62
Payment	02/03/2017	1533	Fort Cobb Fuel Auth...		1107 · Checkin...		160,204.00	2,003,415.62
Payment	02/09/2017	1573	Fort Cobb Fuel Auth...		1107 · Checkin...		104,012.52	1,899,403.10
Payment	02/09/2017	1242	Navitas OK3, LLC		1107 · Checkin...		6,000.00	1,893,403.10
Payment	02/09/2017	1285	Navitas TN NG LLC		1107 · Checkin...		25,000.00	1,868,403.10

Navitas Utility Corporation
General Ledger
As of December 31, 2017

Type	Date	Num	Name	Memo	Split	Debit	Credit	Balance
Payment	02/09/2017	1545	Fort Cobb Fuel Auth...		1107 · Checkin...		75,000.00	1,793,403.10
Payment	02/14/2017	1548	Fort Cobb Fuel Auth...		1107 · Checkin...		100,331.76	1,693,071.34
Payment	02/15/2017	1576	Fort Cobb Fuel Auth...		1107 · Checkin...		110,000.00	1,583,071.34
Payment	02/21/2017	1288	Navitas TN NG LLC		1107 · Checkin...		50,366.00	1,532,705.34
Payment	02/21/2017	1551	Fort Cobb Fuel Auth...		1107 · Checkin...		50,000.00	1,482,705.34
Payment	02/21/2017	1233	Navitas KY NG LLC		1107 · Checkin...		24,346.00	1,458,359.34
Payment	02/21/2017	1243	Navitas OK3, LLC		1107 · Checkin...		10,328.00	1,448,031.34
Payment	02/27/2017	1579	Fort Cobb Fuel Auth...		1107 · Checkin...		50,534.50	1,397,496.84
Invoice	02/28/2017	1702F...	Fort Cobb Fuel Auth...		-SPLIT-	234,704.00		1,632,200.84
Invoice	02/28/2017	1702F...	Fort Cobb Fuel Auth...		-SPLIT-	285,274.00		1,917,474.84
Invoice	02/28/2017	1702N...	Navitas OK3, LLC		-SPLIT-	20,302.00		1,937,776.84
Invoice	02/28/2017	1702...	Navitas Winstar LLC		-SPLIT-	29,924.00		1,967,700.84
Invoice	02/28/2017	1702T...	Navitas TN NG LLC		-SPLIT-	70,841.00		2,038,541.84
Invoice	02/28/2017	1702K...	Navitas KY NG LLC		-SPLIT-	110,663.66		2,149,205.50
Payment	03/07/2017	1553	Fort Cobb Fuel Auth...		1107 · Checkin...		181,591.00	1,967,614.50
Payment	03/07/2017	1584	Fort Cobb Fuel Auth...		1107 · Checkin...		14,000.00	1,953,614.50
Payment	03/07/2017	1291	Navitas TN NG LLC		1107 · Checkin...		40,000.00	1,913,614.50
Payment	03/07/2017	1150	Navitas Winstar LLC		1107 · Checkin...		40,000.00	1,873,614.50
Payment	03/07/2017	1245	Navitas OK3, LLC		1107 · Checkin...		2,000.00	1,871,614.50
Payment	03/13/2017	1585	Fort Cobb Fuel Auth...		1107 · Checkin...		178,527.00	1,693,087.50
Payment	03/13/2017	1554	Fort Cobb Fuel Auth...		1107 · Checkin...		150,235.00	1,542,852.50
Payment	03/13/2017	1292	Navitas TN NG LLC		1107 · Checkin...		10,000.00	1,532,852.50
Payment	03/17/2017	1556	Fort Cobb Fuel Auth...		1107 · Checkin...		41,000.00	1,491,852.50
Payment	03/17/2017	1557	System FCFALD:Ne...		1107 · Checkin...		1,839.81	1,490,012.69
Payment	03/17/2017	1557	System FCFALD:Ne...		1107 · Checkin...		2,831.06	1,487,181.63
Payment	03/17/2017	1557	System FCFALD:Re...		1107 · Checkin...		3,908.36	1,483,273.27
Payment	03/17/2017	1248	Navitas OK3, LLC		1107 · Checkin...		10,000.00	1,473,273.27
Payment	03/17/2017	1247	System NOK3:Repa...		1107 · Checkin...		421.20	1,472,852.07
Payment	03/17/2017	1152	Navitas Winstar LLC		1107 · Checkin...		20,000.00	1,452,852.07
Payment	03/17/2017	1151	System WSTAR:Ne...		1107 · Checkin...		408.30	1,452,443.77
Payment	03/17/2017	1294	System NTNNG:Re...		1107 · Checkin...		442.42	1,452,001.35
Payment	03/17/2017	1587	System FCFA:New ...		1107 · Checkin...		21,639.74	1,430,361.61
Payment	03/17/2017	1587	System FCFA:Repai...		1107 · Checkin...		7,285.38	1,423,076.23
Payment	03/17/2017	1587	System FCFA:New ...		1107 · Checkin...		2,385.35	1,420,690.88
Payment	03/22/2017	1249	Navitas OK3, LLC		1107 · Checkin...		4,000.00	1,416,690.88
Payment	03/22/2017	1153	Navitas Winstar LLC		1107 · Checkin...		17,892.00	1,398,798.88
Payment	03/22/2017	1297	Navitas TN NG LLC		1107 · Checkin...		35,741.00	1,363,057.88
Payment	03/22/2017	1239	Navitas KY NG LLC		1107 · Checkin...		22,000.00	1,341,057.88
Payment	03/22/2017	1588	Fort Cobb Fuel Auth...		1107 · Checkin...		61,201.00	1,279,856.88
Payment	03/28/2017	1240	Navitas KY NG LLC		1107 · Checkin...		20,956.00	1,258,900.88
Payment	03/28/2017	1563	Fort Cobb Fuel Auth...		1107 · Checkin...		53,000.00	1,205,900.88
Payment	03/28/2017	1299	Navitas TN NG LLC		1107 · Checkin...		13,000.00	1,192,900.88
Payment	03/28/2017	1154	Navitas Winstar LLC		1107 · Checkin...		10,000.00	1,182,900.88
Invoice	03/31/2017	1703T...	Navitas Utility TX, LLC		-SPLIT-	106,800.00		1,289,700.88
Invoice	03/31/2017	1703F...	Fort Cobb Fuel Auth...		-SPLIT-	207,140.00		1,496,840.88
Invoice	03/31/2017	1703F...	Fort Cobb Fuel Auth...		-SPLIT-	241,505.00		1,738,345.88
Invoice	03/31/2017	1703N...	Navitas OK3, LLC		-SPLIT-	20,350.00		1,758,695.88
Invoice	03/31/2017	1703...	Navitas Winstar LLC		-SPLIT-	27,228.00		1,785,923.88
Invoice	03/31/2017	1703T...	Navitas TN NG LLC		-SPLIT-	63,780.75		1,849,704.63

Navitas Utility Corporation
General Ledger
As of December 31, 2017

Type	Date	Num	Name	Memo	Split	Debit	Credit	Balance
Invoice	03/31/2017	1703K...	Navitas KY NG LLC		-SPLIT-	62,094.15		1,911,798.78
Payment	04/04/2017	1564	Fort Cobb Fuel Auth...		1107 · Checkin...		100,000.00	1,811,798.78
Payment	04/04/2017	1250	Navitas OK3, LLC		1107 · Checkin...		2,209.00	1,809,589.78
Payment	04/04/2017	1245	Navitas KY NG LLC		1107 · Checkin...		2,000.00	1,807,589.78
Payment	04/05/2017	1598	Fort Cobb Fuel Auth...		1107 · Checkin...		50,000.00	1,757,589.78
Payment	04/07/2017	1246	Navitas KY NG LLC		1107 · Checkin...		60,131.00	1,697,458.78
Payment	04/12/2017	1568	Fort Cobb Fuel Auth...		1107 · Checkin...		84,064.00	1,613,394.78
Payment	04/12/2017	1252	Navitas OK3, LLC		1107 · Checkin...		3,000.00	1,610,394.78
Payment	04/12/2017	1248	Navitas KY NG LLC		1107 · Checkin...		16,164.22	1,594,230.56
Payment	04/12/2017	1601	Fort Cobb Fuel Auth...		1107 · Checkin...		50,000.00	1,544,230.56
Payment	04/18/2017	1307	Navitas TN NG LLC		1107 · Checkin...		15,000.00	1,529,230.56
Payment	04/18/2017	1249	Navitas KY NG LLC		1107 · Checkin...		11,000.00	1,518,230.56
Payment	04/18/2017	1570	Fort Cobb Fuel Auth...		1107 · Checkin...		35,000.00	1,483,230.56
Payment	04/20/2017	1309	Navitas TN NG LLC		1107 · Checkin...		24,680.75	1,458,549.81
Payment	04/20/2017	1250	Navitas KY NG LLC		1107 · Checkin...		7,000.00	1,451,549.81
Payment	04/21/2017	1000	Navitas Utility TX, LLC		1107 · Checkin...		150,800.00	1,300,749.81
Payment	04/21/2017	1603	Fort Cobb Fuel Auth...		1107 · Checkin...		65,109.00	1,235,640.81
Payment	04/27/2017	1604	Fort Cobb Fuel Auth...		1107 · Checkin...		50,000.00	1,185,640.81
Payment	04/27/2017	1572	Fort Cobb Fuel Auth...		1107 · Checkin...		39,000.00	1,146,640.81
Payment	04/27/2017	1269	Navitas OK3, LLC		1107 · Checkin...		4,177.00	1,142,463.81
Payment	04/27/2017	1158	Navitas Winstar LLC		1107 · Checkin...		5,216.00	1,137,247.81
Payment	04/27/2017	1311	Navitas TN NG LLC		1107 · Checkin...		20,000.00	1,117,247.81
Payment	04/27/2017	1251	Navitas KY NG LLC		1107 · Checkin...		13,000.00	1,104,247.81
General Journal	04/28/2017	170428	Fort Cobb Fuel Auth...	Loan from Wi...	1107 · Checkin...		100,000.00	1,004,247.81
Invoice	04/30/2017	1704F...	Fort Cobb Fuel Auth...		-SPLIT-	148,565.84		1,152,813.65
Invoice	04/30/2017	1704F...	Fort Cobb Fuel Auth...		-SPLIT-	198,756.00		1,351,569.65
Invoice	04/30/2017	1704N...	Navitas OK3, LLC		-SPLIT-	16,064.00		1,367,633.65
Invoice	04/30/2017	1704...	Navitas Winstar LLC		-SPLIT-	9,756.00		1,377,389.65
Invoice	04/30/2017	1704T...	Navitas Utility TX, LLC		-SPLIT-	22,800.00		1,400,189.65
Invoice	04/30/2017	1704T...	Navitas TN NG LLC		-SPLIT-	50,587.00		1,450,776.65
Invoice	04/30/2017	1704K...	Navitas KY NG LLC		-SPLIT-	60,456.75		1,511,233.40
Payment	05/02/2017	1574	Fort Cobb Fuel Auth...		1107 · Checkin...		36,000.00	1,475,233.40
Payment	05/02/2017	1312	Navitas TN NG LLC		1107 · Checkin...		12,000.00	1,463,233.40
Payment	05/02/2017	1252	Navitas KY NG LLC		1107 · Checkin...		2,000.00	1,461,233.40
Payment	05/02/2017	1605	Fort Cobb Fuel Auth...		1107 · Checkin...		6,000.00	1,455,233.40
Payment	05/08/2017	1576	Fort Cobb Fuel Auth...		1107 · Checkin...		50,000.00	1,405,233.40
Payment	05/08/2017	1609	Fort Cobb Fuel Auth...		1107 · Checkin...		5,000.00	1,400,233.40
Payment	05/10/2017	1577	Fort Cobb Fuel Auth...		1107 · Checkin...		45,000.00	1,355,233.40
Payment	05/11/2017	1578	Fort Cobb Fuel Auth...		1107 · Checkin...		35,295.00	1,319,938.40
Payment	05/11/2017	1615	Fort Cobb Fuel Auth...		1107 · Checkin...		30,000.00	1,289,938.40
Payment	05/15/2017	Transfer	Fort Cobb Fuel Auth...		1107 · Checkin...		10,000.00	1,279,938.40
Payment	05/15/2017	Transfer	Navitas OK3, LLC		1107 · Checkin...		4,000.00	1,275,938.40
Payment	05/15/2017	Transfer	Navitas KY NG LLC		1107 · Checkin...		7,000.00	1,268,938.40
Payment	05/15/2017	Transfer	Navitas TN NG LLC		1107 · Checkin...		4,000.00	1,264,938.40
Payment	05/15/2017	Transfer	Fort Cobb Fuel Auth...		1107 · Checkin...		20,000.00	1,244,938.40
Payment	05/22/2017	1315	Navitas TN NG LLC		1107 · Checkin...		28,887.00	1,216,051.40
Payment	05/23/2017	1580	Fort Cobb Fuel Auth...		1107 · Checkin...		40,630.00	1,175,421.40
Payment	05/23/2017	1316	Navitas TN NG LLC		1107 · Checkin...		5,000.00	1,170,421.40
Payment	05/23/2017	1616	Fort Cobb Fuel Auth...		1107 · Checkin...		10,997.00	1,159,424.40

Navitas Utility Corporation
General Ledger
As of December 31, 2017

Type	Date	Num	Name	Memo	Split	Debit	Credit	Balance
Payment	05/26/2017	1271	Navitas OK3, LLC		1107 · Checkin...		3,000.00	1,156,424.40
Payment	05/26/2017	1317	Navitas TN NG LLC		1107 · Checkin...		5,000.00	1,151,424.40
Payment	05/26/2017	1255	Navitas KY NG LLC		1107 · Checkin...		3,029.00	1,148,395.40
Payment	05/26/2017	1619	Fort Cobb Fuel Auth...		1107 · Checkin...		20,704.00	1,127,691.40
Payment	05/26/2017	1582	Fort Cobb Fuel Auth...		1107 · Checkin...		27,000.00	1,100,691.40
Payment	05/30/2017	1583	Fort Cobb Fuel Auth...		1107 · Checkin...		9,000.00	1,091,691.40
Payment	05/30/2017	1318	Navitas TN NG LLC		1107 · Checkin...		2,000.00	1,089,691.40
Payment	05/30/2017	1256	Navitas KY NG LLC		1107 · Checkin...		3,000.00	1,086,691.40
Invoice	05/31/2017	1705F...	Fort Cobb Fuel Auth...		-SPLIT-	134,699.78		1,221,391.18
Invoice	05/31/2017	1705F...	Fort Cobb Fuel Auth...		-SPLIT-	159,370.00		1,380,761.18
Invoice	05/31/2017	1705N...	Navitas OK3, LLC		-SPLIT-	15,771.49		1,396,532.67
Invoice	05/31/2017	1705...	Navitas Winstar LLC		-SPLIT-	24,112.00		1,420,644.67
Invoice	05/31/2017	1705T...	Navitas TN NG LLC		-SPLIT-	39,482.00		1,460,126.67
Invoice	05/31/2017	1705K...	Navitas KY NG LLC		-SPLIT-	69,234.92		1,529,361.59
Invoice	05/31/2017	1705T...	Navitas Utility TX, LLC		-SPLIT-	34,330.44		1,563,692.03
Payment	06/07/2017	1585	Fort Cobb Fuel Auth...		1107 · Checkin...		45,000.00	1,518,692.03
Payment	06/09/2017	1261	Navitas KY NG LLC		1107 · Checkin...		62,000.00	1,456,692.03
Payment	06/09/2017	1273	Navitas OK3, LLC		1107 · Checkin...		4,359.00	1,452,333.03
Payment	06/12/2017	1588	Fort Cobb Fuel Auth...		1107 · Checkin...		15,000.00	1,437,333.03
Payment	06/12/2017	1626	Fort Cobb Fuel Auth...		1107 · Checkin...		25,000.00	1,412,333.03
Payment	06/13/2017	1589	Fort Cobb Fuel Auth...		1107 · Checkin...		22,000.00	1,390,333.03
Payment	06/13/2017	1627	Fort Cobb Fuel Auth...		1107 · Checkin...		19,000.00	1,371,333.03
Payment	06/13/2017	1274	Navitas OK3, LLC		1107 · Checkin...		3,064.00	1,368,269.03
Payment	06/14/2017	1590	Fort Cobb Fuel Auth...		1107 · Checkin...		14,000.00	1,354,269.03
Payment	06/14/2017	1628	Fort Cobb Fuel Auth...		1107 · Checkin...		8,000.00	1,346,269.03
Payment	06/14/2017	1001	Navitas Utility TX, LLC		1107 · Checkin...		4,000.00	1,342,269.03
Payment	06/15/2017	1262	Navitas KY NG LLC		1107 · Checkin...		4,000.00	1,338,269.03
Payment	06/15/2017	1629	Fort Cobb Fuel Auth...		1107 · Checkin...		10,000.00	1,328,269.03
Payment	06/16/2017	1002	Navitas Utility TX, LLC		1107 · Checkin...		120,000.00	1,208,269.03
Payment	06/21/2017	Transfer	Fort Cobb Fuel Auth...		1107 · Checkin...		13,000.00	1,195,269.03
Payment	06/21/2017	Transfer	Navitas TN NG LLC		1107 · Checkin...		13,000.00	1,182,269.03
Payment	06/21/2017	Transfer	Navitas KY NG LLC		1107 · Checkin...		6,000.00	1,176,269.03
Payment	06/21/2017	Transfer	Navitas OK3, LLC		1107 · Checkin...		2,000.00	1,174,269.03
Payment	06/22/2017	1593	Fort Cobb Fuel Auth...		1107 · Checkin...		12,000.00	1,162,269.03
Payment	06/22/2017	1263	Navitas KY NG LLC		1107 · Checkin...		31,000.00	1,131,269.03
Payment	06/27/2017	Transfer	Navitas TN NG LLC		1107 · Checkin...		15,000.00	1,116,269.03
Payment	06/27/2017	Transfer	Fort Cobb Fuel Auth...		1107 · Checkin...		10,000.00	1,106,269.03
Payment	06/27/2017	Transfer	Navitas KY NG LLC		1107 · Checkin...		11,000.00	1,095,269.03
Payment	06/27/2017	Transfer	Fort Cobb Fuel Auth...		1107 · Checkin...		8,000.00	1,087,269.03
Payment	06/29/2017	Transfer	Navitas Utility TX, LLC		1107 · Checkin...		6,000.00	1,081,269.03
Payment	06/29/2017	Transfer	Fort Cobb Fuel Auth...		1107 · Checkin...		5,000.00	1,076,269.03
Payment	06/29/2017	Transfer	Navitas KY NG LLC		1107 · Checkin...		1,000.00	1,075,269.03
Payment	06/29/2017	Transfer	Fort Cobb Fuel Auth...		1107 · Checkin...		1,000.00	1,074,269.03
Payment	06/30/2017	1632	Fort Cobb Fuel Auth...		1107 · Checkin...		2,000.00	1,072,269.03
Invoice	06/30/2017	1706F...	Fort Cobb Fuel Auth...		-SPLIT-	150,733.15		1,223,002.18
Invoice	06/30/2017	1706F...	Fort Cobb Fuel Auth...		-SPLIT-	162,430.00		1,385,432.18
Invoice	06/30/2017	1706N...	Navitas OK3, LLC		-SPLIT-	18,071.33		1,403,503.51
Invoice	06/30/2017	1706...	Navitas Winstar LLC		-SPLIT-	25,279.00		1,428,782.51
Invoice	06/30/2017	1706T...	Navitas TN NG LLC		-SPLIT-	42,814.00		1,471,596.51

Navitas Utility Corporation
General Ledger
As of December 31, 2017

Type	Date	Num	Name	Memo	Split	Debit	Credit	Balance
Invoice	06/30/2017	1706K...	Navitas KY NG LLC		-SPLIT-	43,763.50		1,515,360.01
Invoice	06/30/2017	1706T...	Navitas Utility TX, LLC		-SPLIT-	21,395.25		1,536,755.26
Payment	07/05/2017	Transfer	Fort Cobb Fuel Auth...		1107 · Checkin...		31,000.00	1,505,755.26
Payment	07/05/2017	Transfer	Navitas TN NG LLC		1107 · Checkin...		2,000.00	1,503,755.26
Payment	07/05/2017	Transfer	Fort Cobb Fuel Auth...		1107 · Checkin...		2,000.00	1,501,755.26
Payment	07/07/2017	1597	Fort Cobb Fuel Auth...		1107 · Checkin...		12,756.00	1,488,999.26
Payment	07/07/2017	1634	Fort Cobb Fuel Auth...		1107 · Checkin...		10,000.00	1,478,999.26
Payment	07/10/2017	1276	Navitas OK3, LLC		1107 · Checkin...		18,771.49	1,460,227.77
Payment	07/11/2017	1598	Fort Cobb Fuel Auth...		1107 · Checkin...		17,000.00	1,443,227.77
Payment	07/11/2017	1277	Navitas OK3, LLC		1107 · Checkin...		15,000.00	1,428,227.77
Payment	07/11/2017	1637	Fort Cobb Fuel Auth...		1107 · Checkin...		18,000.00	1,410,227.77
Payment	07/11/2017	1324	Navitas TN NG LLC		1107 · Checkin...		5,000.00	1,405,227.77
Payment	07/12/2017	1639	Fort Cobb Fuel Auth...		1107 · Checkin...		6,000.00	1,399,227.77
Payment	07/13/2017	1640	Fort Cobb Fuel Auth...		1107 · Checkin...		15,000.00	1,384,227.77
Payment	07/13/2017	1600	Fort Cobb Fuel Auth...		1107 · Checkin...		10,000.00	1,374,227.77
Payment	07/13/2017	1278	Navitas OK3, LLC		1107 · Checkin...		3,000.00	1,371,227.77
Payment	07/17/2017	1641	Fort Cobb Fuel Auth...		1107 · Checkin...		5,000.00	1,366,227.77
Payment	07/17/2017	1602	Fort Cobb Fuel Auth...		1107 · Checkin...		2,000.00	1,364,227.77
Payment	07/17/2017	1161	Navitas Winstar LLC		1107 · Checkin...		2,000.00	1,362,227.77
Payment	07/18/2017	1003	Navitas Utility TX, LLC		1107 · Checkin...		58,000.00	1,304,227.77
Payment	07/18/2017	1162	Navitas Winstar LLC		1107 · Checkin...		9,183.00	1,295,044.77
Payment	07/21/2017	1267	Navitas KY NG LLC		1107 · Checkin...		25,000.00	1,270,044.77
Payment	07/21/2017	1328	Navitas TN NG LLC		1107 · Checkin...		4,296.00	1,265,748.77
Payment	07/21/2017	1279	Navitas OK3, LLC		1107 · Checkin...		5,071.33	1,260,677.44
Payment	07/21/2017	1606	Fort Cobb Fuel Auth...		1107 · Checkin...		20,000.00	1,240,677.44
Payment	07/25/2017	1330	Navitas TN NG LLC		1107 · Checkin...		17,000.00	1,223,677.44
Payment	07/25/2017	1270	Navitas KY NG LLC		1107 · Checkin...		12,000.00	1,211,677.44
Payment	07/25/2017	1280	Navitas OK3, LLC		1107 · Checkin...		2,000.00	1,209,677.44
Payment	07/25/2017	1608	Fort Cobb Fuel Auth...		1107 · Checkin...		10,000.00	1,199,677.44
Payment	07/25/2017	1644	Fort Cobb Fuel Auth...		1107 · Checkin...		10,000.00	1,189,677.44
Payment	07/25/2017	1164	Navitas Winstar LLC		1107 · Checkin...		3,000.00	1,186,677.44
Payment	07/27/2017	Transfer	Fort Cobb Fuel Auth...		1107 · Checkin...		5,000.00	1,181,677.44
Payment	07/31/2017	Transfer	Fort Cobb Fuel Auth...		1107 · Checkin...		10,000.00	1,171,677.44
Payment	07/31/2017	Transfer	Fort Cobb Fuel Auth...		1107 · Checkin...		5,000.00	1,166,677.44
Payment	07/31/2017	Transfer	Navitas Winstar LLC		1107 · Checkin...		3,000.00	1,163,677.44
Payment	07/31/2017	Transfer	Navitas KY NG LLC		1107 · Checkin...		1,000.00	1,162,677.44
Payment	07/31/2017	Transfer	Navitas TN NG LLC		1107 · Checkin...		2,000.00	1,160,677.44
Invoice	07/31/2017	1707F...	Fort Cobb Fuel Auth...		-SPLIT-	126,872.49		1,287,549.93
Invoice	07/31/2017	1707F...	Fort Cobb Fuel Auth...		-SPLIT-	154,589.00		1,442,138.93
Invoice	07/31/2017	1707N...	Navitas OK3, LLC		-SPLIT-	31,888.96		1,474,027.89
Invoice	07/31/2017	1707...	Navitas Winstar LLC		-SPLIT-	25,929.00		1,499,956.89
Invoice	07/31/2017	1707T...	Navitas TN NG LLC		-SPLIT-	37,044.00		1,537,000.89
Invoice	07/31/2017	1707K...	Navitas KY NG LLC		-SPLIT-	40,054.00		1,577,054.89
Invoice	07/31/2017	1707T...	Navitas Utility TX, LLC		-SPLIT-	118,099.00		1,695,153.89
Payment	08/01/2017	Transfer	Fort Cobb Fuel Auth...		1107 · Checkin...		15,000.00	1,680,153.89
Payment	08/02/2017	Transfer	Fort Cobb Fuel Auth...		1107 · Checkin...		7,000.00	1,673,153.89
Payment	08/08/2017	1612	Fort Cobb Fuel Auth...		1107 · Checkin...		40,000.00	1,633,153.89
Payment	08/08/2017	1281	Navitas OK3, LLC		1107 · Checkin...		15,000.00	1,618,153.89
Payment	08/09/2017	1645	Fort Cobb Fuel Auth...		1107 · Checkin...		30,000.00	1,588,153.89

Navitas Utility Corporation
General Ledger
As of December 31, 2017

Type	Date	Num	Name	Memo	Split	Debit	Credit	Balance
Payment	08/09/2017	1614	Fort Cobb Fuel Auth...		1107 · Checkin...		7,000.00	1,581,153.89
Payment	08/09/2017	1283	Navitas OK3, LLC		1107 · Checkin...		6,000.00	1,575,153.89
Payment	08/11/2017	1615	Fort Cobb Fuel Auth...		1107 · Checkin...		15,000.00	1,560,153.89
Payment	08/11/2017	1647	Fort Cobb Fuel Auth...		1107 · Checkin...		15,000.00	1,545,153.89
Payment	08/11/2017	1284	Navitas OK3, LLC		1107 · Checkin...		6,000.00	1,539,153.89
Payment	08/11/2017	1165	Navitas Winstar LLC		1107 · Checkin...		15,000.00	1,524,153.89
Payment	08/18/2017	Transfer	Navitas Winstar LLC		1107 · Checkin...		4,929.00	1,519,224.89
Payment	08/18/2017	Transfer	Navitas OK3, LLC		1107 · Checkin...		7,888.96	1,511,335.93
Payment	08/21/2017	1285	Navitas OK3, LLC		1107 · Checkin...		20,000.00	1,491,335.93
Payment	08/21/2017	1167	Navitas Winstar LLC		1107 · Checkin...		2,000.00	1,489,335.93
Payment	08/21/2017	1616	Fort Cobb Fuel Auth...		1107 · Checkin...		15,370.00	1,473,965.93
Payment	08/22/2017	1286	Navitas OK3, LLC		1107 · Checkin...		5,000.00	1,468,965.93
Payment	08/22/2017	1651	Fort Cobb Fuel Auth...		1107 · Checkin...		5,140.00	1,463,825.93
Payment	08/28/2017	1287	Navitas OK3, LLC		1107 · Checkin...		6,000.00	1,457,825.93
Payment	08/28/2017	1339	Navitas TN NG LLC		1107 · Checkin...		14,044.00	1,443,781.93
Payment	08/28/2017	1273	Navitas KY NG LLC		1107 · Checkin...		33,663.66	1,410,118.27
Payment	08/28/2017	1619	Fort Cobb Fuel Auth...		1107 · Checkin...		10,000.00	1,400,118.27
Payment	08/28/2017	1652	Fort Cobb Fuel Auth...		1107 · Checkin...		25,000.00	1,375,118.27
Invoice	08/31/2017	1708F...	Fort Cobb Fuel Auth...		-SPLIT-	141,227.38		1,516,345.65
Invoice	08/31/2017	1708F...	Fort Cobb Fuel Auth...		-SPLIT-	155,027.00		1,671,372.65
Invoice	08/31/2017	1708N...	Navitas OK3, LLC		-SPLIT-	45,479.64		1,716,852.29
Invoice	08/31/2017	1708...	Navitas Winstar LLC		-SPLIT-	21,727.00		1,738,579.29
Invoice	08/31/2017	1708T...	Navitas TN NG LLC		-SPLIT-	36,435.00		1,775,014.29
Invoice	08/31/2017	1708K...	Navitas KY NG LLC		-SPLIT-	36,320.00		1,811,334.29
Invoice	08/31/2017	1708T...	Navitas Utility TX, LLC		-SPLIT-	1,574.00		1,812,908.29
Payment	09/05/2017	1288	Navitas OK3, LLC		1107 · Checkin...		11,000.00	1,801,908.29
Payment	09/05/2017	1168	Navitas Winstar LLC		1107 · Checkin...		5,000.00	1,796,908.29
Payment	09/05/2017	1621	Fort Cobb Fuel Auth...		1107 · Checkin...		25,000.00	1,771,908.29
Payment	09/05/2017	1340	Navitas TN NG LLC		1107 · Checkin...		2,000.00	1,769,908.29
Payment	09/11/2017	1289	Navitas OK3, LLC		1107 · Checkin...		24,000.00	1,745,908.29
Payment	09/11/2017	1622	Fort Cobb Fuel Auth...		1107 · Checkin...		18,000.00	1,727,908.29
Payment	09/11/2017	1654	Fort Cobb Fuel Auth...		1107 · Checkin...		12,000.00	1,715,908.29
Payment	09/12/2017	1623	Fort Cobb Fuel Auth...		1107 · Checkin...		18,000.00	1,697,908.29
Payment	09/12/2017	1655	Fort Cobb Fuel Auth...		1107 · Checkin...		13,000.00	1,684,908.29
Payment	09/12/2017	1169	Navitas Winstar LLC		1107 · Checkin...		14,000.00	1,670,908.29
Payment	09/14/2017	1627	Fort Cobb Fuel Auth...		1107 · Checkin...		3,000.00	1,667,908.29
Payment	09/14/2017	1291	Navitas OK3, LLC		1107 · Checkin...		30,000.00	1,637,908.29
Payment	09/19/2017	1172	Navitas Winstar LLC		1107 · Checkin...		2,727.00	1,635,181.29
Payment	09/19/2017	1292	Navitas OK3, LLC		1107 · Checkin...		20,000.00	1,615,181.29
Payment	09/19/2017	1628	Fort Cobb Fuel Auth...		1107 · Checkin...		12,000.00	1,603,181.29
Payment	09/19/2017	1343	Navitas TN NG LLC		1107 · Checkin...		10,000.00	1,593,181.29
Payment	09/19/2017	1656	Fort Cobb Fuel Auth...		1107 · Checkin...		10,000.00	1,583,181.29
Payment	09/20/2017	1293	Navitas OK3, LLC		1107 · Checkin...		4,000.00	1,579,181.29
Payment	09/25/2017	1633	Fort Cobb Fuel Auth...		1107 · Checkin...		13,000.00	1,566,181.29
Payment	09/26/2017	1277	Navitas KY NG LLC		1107 · Checkin...		6,000.00	1,560,181.29
Payment	09/26/2017	1631	Fort Cobb Fuel Auth...		1107 · Checkin...		13,000.00	1,547,181.29
Payment	09/26/2017	1658	Fort Cobb Fuel Auth...		1107 · Checkin...		3,000.00	1,544,181.29
Payment	09/26/2017	1345	Navitas TN NG LLC		1107 · Checkin...		4,000.00	1,540,181.29
Payment	09/26/2017	1173	Navitas Winstar LLC		1107 · Checkin...		9,000.00	1,531,181.29

Navitas Utility Corporation
General Ledger
As of December 31, 2017

Type	Date	Num	Name	Memo	Split	Debit	Credit	Balance
Payment	09/28/2017	1294	Navitas OK3, LLC		1107 · Checkin...		4,000.00	1,527,181.29
Payment	09/28/2017	1632	Fort Cobb Fuel Auth...		1107 · Checkin...		6,000.00	1,521,181.29
General Journal	09/29/2017	LOC	Fort Cobb Fuel Auth...	Loan from Wi...	1107 · Checkin...		75,000.00	1,446,181.29
Payment	09/29/2017	1659	Fort Cobb Fuel Auth...		1107 · Checkin...		5,000.00	1,441,181.29
Invoice	09/30/2017	1709F...	Fort Cobb Fuel Auth...		-SPLIT-	204,117.27		1,645,298.56
Invoice	09/30/2017	1709F...	Fort Cobb Fuel Auth...		-SPLIT-	168,424.00		1,813,722.56
Invoice	09/30/2017	1709N...	Navitas OK3, LLC		-SPLIT-	52,586.00		1,866,308.56
Invoice	09/30/2017	1709...	Navitas Winstar LLC		-SPLIT-	23,204.00		1,889,512.56
Invoice	09/30/2017	1709T...	Navitas TN NG LLC		-SPLIT-	38,345.00		1,927,857.56
Invoice	09/30/2017	1709K...	Navitas KY NG LLC		-SPLIT-	43,952.00		1,971,809.56
Invoice	09/30/2017	1709T...	Navitas Utility TX, LLC		-SPLIT-	665.00		1,972,474.56
General Journal	10/03/2017	LOC	Fort Cobb Fuel Auth...	Loan from Wi...	1107 · Checkin...		52,000.00	1,920,474.56
Payment	10/03/2017	1660	Fort Cobb Fuel Auth...		1107 · Checkin...		1,800.00	1,918,674.56
Payment	10/03/2017	1634	Fort Cobb Fuel Auth...		1107 · Checkin...		1,000.00	1,917,674.56
Payment	10/03/2017	1346	Navitas TN NG LLC		1107 · Checkin...		2,000.00	1,915,674.56
Payment	10/03/2017	1278	Navitas KY NG LLC		1107 · Checkin...		1,600.00	1,914,074.56
Payment	10/03/2017	1296	Navitas OK3, LLC		1107 · Checkin...		1,500.00	1,912,574.56
Payment	10/10/2017	1298	Navitas OK3, LLC		1107 · Checkin...		10,000.00	1,902,574.56
Payment	10/10/2017	1637	Fort Cobb Fuel Auth...		1107 · Checkin...		13,000.00	1,889,574.56
Payment	10/13/2017	1639	Fort Cobb Fuel Auth...		1107 · Checkin...		50,000.00	1,839,574.56
Payment	10/16/2017	1299	Navitas OK3, LLC		1107 · Checkin...		15,000.00	1,824,574.56
Payment	10/16/2017	1174	Navitas Winstar LLC		1107 · Checkin...		12,204.00	1,812,370.56
Payment	10/17/2017	1667	Fort Cobb Fuel Auth...		1107 · Checkin...		60,000.00	1,752,370.56
Payment	10/17/2017	1640	Fort Cobb Fuel Auth...		1107 · Checkin...		8,430.00	1,743,940.56
Payment	10/17/2017	1300	Navitas OK3, LLC		1107 · Checkin...		2,000.00	1,741,940.56
Payment	10/17/2017	1350	Navitas TN NG LLC		1107 · Checkin...		6,000.00	1,735,940.56
Payment	10/18/2017	1175	Navitas Winstar LLC		1107 · Checkin...		20,000.00	1,715,940.56
Payment	10/19/2017	1668	Fort Cobb Fuel Auth...		1107 · Checkin...		7,000.00	1,708,940.56
Payment	10/19/2017	1641	Fort Cobb Fuel Auth...		1107 · Checkin...		2,500.00	1,706,440.56
General Journal	10/20/2017	LOC	Fort Cobb Fuel Auth...	Loan from Wi...	1107 · Checkin...		48,000.00	1,658,440.56
Payment	10/23/2017	1351	Navitas TN NG LLC		1107 · Checkin...		10,000.00	1,648,440.56
Payment	10/23/2017	1301	Navitas OK3, LLC		1107 · Checkin...		5,000.00	1,643,440.56
Payment	10/27/2017	1352	Navitas TN NG LLC		1107 · Checkin...		2,435.00	1,641,005.56
Payment	10/27/2017	1644	Fort Cobb Fuel Auth...		1107 · Checkin...		8,500.00	1,632,505.56
Payment	10/30/2017	1176	Navitas Winstar LLC		1107 · Checkin...		8,000.00	1,624,505.56
General Journal	10/30/2017	LOC	Fort Cobb Fuel Auth...	Loan from Wi...	1107 · Checkin...		20,000.00	1,604,505.56
Payment	10/31/2017	1281	Navitas KY NG LLC		1107 · Checkin...		30,494.15	1,574,011.41
Payment	10/31/2017	1353	Navitas TN NG LLC		1107 · Checkin...		3,000.00	1,571,011.41
Payment	10/31/2017	1646	Fort Cobb Fuel Auth...		1107 · Checkin...		8,000.00	1,563,011.41
General Journal	10/31/2017	LOC	Fort Cobb Fuel Auth...	Loan from Wi...	1107 · Checkin...		45,000.00	1,518,011.41
Invoice	10/31/2017	1710F...	Fort Cobb Fuel Auth...		-SPLIT-	127,928.58		1,645,939.99
Invoice	10/31/2017	1710F...	Fort Cobb Fuel Auth...		-SPLIT-	154,256.00		1,800,195.99
Invoice	10/31/2017	1710N...	Navitas OK3, LLC		-SPLIT-	23,185.00		1,823,380.99
Invoice	10/31/2017	1710...	Navitas Winstar LLC		-SPLIT-	22,951.00		1,846,331.99
Invoice	10/31/2017	1710T...	Navitas TN NG LLC		-SPLIT-	38,547.09		1,884,879.08
Invoice	10/31/2017	1710K...	Navitas KY NG LLC		-SPLIT-	51,396.50		1,936,275.58
Invoice	10/31/2017	1710T...	Navitas Utility TX, LLC		-SPLIT-	12,652.00		1,948,927.58
General Journal	11/01/2017	LOC	Fort Cobb Fuel Auth...	Loan from Wi...	1107 · Checkin...		10,000.00	1,938,927.58
Payment	11/01/2017	1650	Fort Cobb Fuel Auth...		1107 · Checkin...		9,000.00	1,929,927.58

Navitas Utility Corporation
General Ledger
As of December 31, 2017

Type	Date	Num	Name	Memo	Split	Debit	Credit	Balance
Payment	11/01/2017	1672	Fort Cobb Fuel Auth...		1107 · Checkin...		3,000.00	1,926,927.58
Payment	11/01/2017	1354	Navitas TN NG LLC		1107 · Checkin...		2,000.00	1,924,927.58
Payment	11/01/2017	Transfer	Navitas KY NG LLC		1107 · Checkin...		25,000.00	1,899,927.58
Payment	11/07/2017	Transfer	Navitas KY NG LLC		1107 · Checkin...		30,000.00	1,869,927.58
Payment	11/13/2017	1652	Fort Cobb Fuel Auth...		1107 · Checkin...		50,000.00	1,819,927.58
Payment	11/14/2017	1653	Fort Cobb Fuel Auth...		1107 · Checkin...		20,000.00	1,799,927.58
Payment	11/14/2017	1303	Navitas OK3, LLC		1107 · Checkin...		5,000.00	1,794,927.58
Payment	11/14/2017	1004	Navitas Utility TX, LLC		1107 · Checkin...		40,000.00	1,754,927.58
Payment	11/15/2017	1654	Fort Cobb Fuel Auth...		1107 · Checkin...		10,589.00	1,744,338.58
Payment	11/15/2017	1675	Fort Cobb Fuel Auth...		1107 · Checkin...		31,198.77	1,713,139.81
Payment	11/16/2017	1283	Navitas KY NG LLC		1107 · Checkin...		60,456.75	1,652,683.06
Payment	11/16/2017	1286	Navitas KY NG LLC		1107 · Checkin...		77,998.42	1,574,684.64
Payment	11/28/2017	1681	Fort Cobb Fuel Auth...		1107 · Checkin...		100,000.00	1,474,684.64
Payment	11/29/2017	1287	Navitas KY NG LLC		1107 · Checkin...		35,000.00	1,439,684.64
Payment	11/30/2017	1656	Fort Cobb Fuel Auth...		1107 · Checkin...		20,000.00	1,419,684.64
Invoice	11/30/2017	1711F...	Fort Cobb Fuel Auth...		-SPLIT-	144,571.37		1,564,256.01
Invoice	11/30/2017	1711F...	Fort Cobb Fuel Auth...		-SPLIT-	177,690.00		1,741,946.01
Invoice	11/30/2017	1711N...	Navitas OK3, LLC		-SPLIT-	14,012.00		1,755,958.01
Invoice	11/30/2017	1711...	Navitas Winstar LLC		-SPLIT-	20,420.00		1,776,378.01
Invoice	11/30/2017	1711T...	Navitas TN NG LLC		-SPLIT-	44,348.00		1,820,726.01
Invoice	11/30/2017	1711K...	Navitas KY NG LLC		-SPLIT-	54,399.00		1,875,125.01
Invoice	11/30/2017	1711T...	Navitas Utility TX, LLC		-SPLIT-	12,180.00		1,887,305.01
Invoice	12/01/2017	2017H...	System NOK3:Repa...		-SPLIT-	627.79		1,887,932.80
Invoice	12/01/2017	2017...	System NOK3:New ...		-SPLIT-	3,163.57		1,891,096.37
Invoice	12/01/2017	2017...	System FCFA:Repai...		-SPLIT-	60.22		1,891,156.59
Invoice	12/01/2017	2017K...	System FCFA:Repai...		-SPLIT-	244.00		1,891,400.59
Invoice	12/01/2017	2017K...	System FCFA:Repai...		-SPLIT-	70.90		1,891,471.49
Invoice	12/01/2017	2017V...	System FCFA:Repai...		-SPLIT-	89.42		1,891,560.91
Invoice	12/01/2017	2017D...	System FCFA:Repai...		-SPLIT-	1.00		1,891,561.91
Invoice	12/01/2017	2017E...	System FCFA:Repai...		-SPLIT-	5,886.57		1,897,448.48
Invoice	12/01/2017	2017...	System FCFA:New ...		-SPLIT-	11,370.76		1,908,819.24
Invoice	12/01/2017	2017S...	System FCFA:New ...		-SPLIT-	8,725.56		1,917,544.80
Invoice	12/01/2017	2017...	System FCFALD:Re...		-SPLIT-	952.83		1,918,497.63
Invoice	12/01/2017	2017S...	System FCFALD:Re...		-SPLIT-	318.12		1,918,815.75
Invoice	12/01/2017	2017N...	System FCFALD:Re...		-SPLIT-	73.98		1,918,889.73
Invoice	12/01/2017	2017...	System FCFALD:Re...		-SPLIT-	27.00		1,918,916.73
Invoice	12/01/2017	2017R...	System FCFALD:Re...		-SPLIT-	171.62		1,919,088.35
Invoice	12/01/2017	2017...	System FCFALD:Re...		-SPLIT-	528.81		1,919,617.16
Invoice	12/01/2017	2017S...	System FCFALD:Re...		-SPLIT-	450.74		1,920,067.90
Invoice	12/01/2017	2017...	System FCFALD:Re...		-SPLIT-	447.66		1,920,515.56
Invoice	12/01/2017	2017...	System FCFALD:Ne...		-SPLIT-	8,238.70		1,928,754.26
Invoice	12/01/2017	2017S...	System FCFALD:Ne...		-SPLIT-	2,748.59		1,931,502.85
Invoice	12/01/2017	2017J...	System NTNNG:Re...		-SPLIT-	609.06		1,932,111.91
Invoice	12/01/2017	2017A...	System NKYNG:Re...		-SPLIT-	22.63		1,932,134.54
Invoice	12/01/2017	2017S...	System NTNNG:Ne...		-SPLIT-	1,185.57		1,933,320.11
Invoice	12/01/2017	2017...	System FCFA:Repai...		-SPLIT-	3,215.38		1,936,535.49
Invoice	12/01/2017	2017...	System NKYNG:Re...		-SPLIT-	178.22		1,936,713.71
Invoice	12/01/2017	2017...	System FCFALD:Re...		-SPLIT-	124.39		1,936,838.10
Payment	12/04/2017	1288	Navitas KY NG LLC		1107 · Checkin...		40,054.00	1,896,784.10

Navitas Utility Corporation
General Ledger
As of December 31, 2017

Type	Date	Num	Name	Memo	Split	Debit	Credit	Balance
Payment	12/06/2017	1659	Fort Cobb Fuel Auth...		1107 · Checkin...		30,000.00	1,866,784.10
General Journal	12/08/2017	171208	Navitas KY NG LLC	Navitas KYN...	2307 · LOC - B...		250,000.00	1,616,784.10
Payment	12/11/2017	1663	Fort Cobb Fuel Auth...		1107 · Checkin...		50,000.00	1,566,784.10
Payment	12/12/2017	1683	Fort Cobb Fuel Auth...		1107 · Checkin...		40,000.00	1,526,784.10
Payment	12/14/2017	1181	Navitas Winstar LLC		1107 · Checkin...		20,000.00	1,506,784.10
Payment	12/14/2017	1664	Fort Cobb Fuel Auth...		1107 · Checkin...		50,000.00	1,456,784.10
Payment	12/14/2017	1684	Fort Cobb Fuel Auth...		1107 · Checkin...		26,872.49	1,429,911.61
Payment	12/15/2017	1359	Navitas TN NG LLC		1107 · Checkin...		20,000.00	1,409,911.61
Payment	12/18/2017	1293	Navitas KY NG LLC		1107 · Checkin...		5,320.00	1,404,591.61
Payment	12/18/2017	1360	Navitas TN NG LLC		1107 · Checkin...		18,345.00	1,386,246.61
Payment	12/18/2017	1693	Fort Cobb Fuel Auth...		1107 · Checkin...		100,000.00	1,286,246.61
Payment	12/21/2017	1294	Navitas KY NG LLC		1107 · Checkin...		74,952.00	1,211,294.61
Payment	12/28/2017	1673	Fort Cobb Fuel Auth...		1107 · Checkin...		50,027.00	1,161,267.61
Payment	12/28/2017	1696	Fort Cobb Fuel Auth...		1107 · Checkin...		70,227.38	1,091,040.23
Payment	12/28/2017	1295	Navitas KY NG LLC		1107 · Checkin...		30,079.59	1,060,960.64
Invoice	12/31/2017	1712F...	Fort Cobb Fuel Auth...		-SPLIT-	178,381.53		1,239,342.17
Invoice	12/31/2017	1712F...	Fort Cobb Fuel Auth...		-SPLIT-	211,770.00		1,451,112.17
Invoice	12/31/2017	1712N...	Navitas OK3, LLC		-SPLIT-	15,714.00		1,466,826.17
Invoice	12/31/2017	1712...	Navitas Winstar LLC		-SPLIT-	21,290.00		1,488,116.17
Invoice	12/31/2017	1712T...	Navitas TN NG LLC		-SPLIT-	52,671.00		1,540,787.17
Invoice	12/31/2017	1712K...	Navitas KY NG LLC		-SPLIT-	75,359.00		1,616,146.17
Invoice	12/31/2017	1712T...	Navitas Utility TX, LLC		-SPLIT-	11,516.00		1,627,662.17
Total 1201 · From managed systems						6,696,033.13	7,081,350.07	1,627,662.17
1211 · Membership distribution								0.00
Total 1211 · Membership distribution								0.00
1221 · Notes to member systems								0.00
Total 1221 · Notes to member systems								0.00
1251 · Other								0.00
Invoice	01/06/2017	170106	Don Barger		-SPLIT-	298.00		298.00
Payment	01/06/2017	10614	Don Barger		1107 · Checkin...		298.00	0.00
Invoice	03/23/2017	170323	OK Department of T...		415 · Revenue...	28,221.36		28,221.36
Payment	03/23/2017	10772...	OK Department of T...		1107 · Checkin...		28,221.36	0.00
Invoice	03/24/2017	170324	Billy Kerr		-SPLIT-	149.60		149.60
Payment	03/24/2017	1003	Billy Kerr		1107 · Checkin...		149.60	0.00
Invoice	04/26/2017	170426	OK Department of T...		415 · Revenue...	17,012.74		17,012.74
Payment	04/26/2017	10774...	OK Department of T...		1107 · Checkin...		17,012.74	0.00
Invoice	06/29/2017	170629	Kristi Minor		415 · Revenue...	390.00		390.00
Payment	07/21/2017	109	Kristi Minor		1107 · Checkin...		390.00	0.00
Invoice	11/28/2017	171128	Perry Talbott	VOID:	-SPLIT-	0.00		0.00
Total 1251 · Other						46,071.70	46,071.70	0.00
1262 · Shareholder Loan RV								0.00
Total 1262 · Shareholder Loan RV								0.00

Navitas Utility Corporation
General Ledger
As of December 31, 2017

Type	Date	Num	Name	Memo	Split	Debit	Credit	Balance
1200 · A/R - Other								0.00
Total 1200 · A/R - Other								0.00
Total 1200 · A/R						6,742,104.83	7,127,421.77	1,627,662.17
1300 · Inventory								129,052.44
1301 · Meter & regulator parts								30,889.63
Bill	02/23/2017	10838...	EGW Utilities, Inc.	Regulator, 1 "...	2221 · Vendors	916.14		31,805.77
Bill	03/29/2017	10851...	EGW Utilities, Inc.	Regulator, 1 "...	2221 · Vendors	1,554.28		33,360.05
Bill	03/29/2017	00237...	Corley Gasket Com...	Gasket AL 80...	2221 · Vendors	60.20		33,420.25
Bill	03/29/2017	00237...	Corley Gasket Com...	Gasket, top A...	2221 · Vendors	25.80		33,446.05
Bill	11/10/2017	10935...	EGW Utilities, Inc.	REGULATOR...	2221 · Vendors	4,681.60		38,127.65
Invoice	12/01/2017	2017...	System FCFA:Repai...	REGULATOR...	1201 · From m...		48.60	38,079.05
Invoice	12/01/2017	2017K...	System FCFA:Repai...	REGULATOR...	1201 · From m...		45.66	38,033.39
Invoice	12/01/2017	2017E...	System FCFA:Repai...	Regulator, 1 "...	1201 · From m...		58.32	37,975.07
Invoice	12/01/2017	2017E...	System FCFA:Repai...	Regulator, Se...	1201 · From m...		163.13	37,811.94
Invoice	12/01/2017	2017E...	System FCFA:Repai...	REGULATOR...	1201 · From m...		48.60	37,763.34
Invoice	12/01/2017	2017E...	System FCFA:Repai...	REGULATOR...	1201 · From m...		48.60	37,714.74
Invoice	12/01/2017	2017E...	System FCFA:Repai...	REGULATOR...	1201 · From m...		48.60	37,666.14
Invoice	12/01/2017	2017E...	System FCFA:Repai...	REGULATOR...	1201 · From m...		48.60	37,617.54
Invoice	12/01/2017	2017E...	System FCFA:Repai...	REGULATOR...	1201 · From m...		48.60	37,568.94
Invoice	12/01/2017	2017E...	System FCFA:Repai...	Regulator, 1 "...	1201 · From m...		58.32	37,510.62
Invoice	12/01/2017	2017E...	System FCFA:Repai...	REGULATOR...	1201 · From m...		48.60	37,462.02
Invoice	12/01/2017	2017E...	System FCFA:Repai...	REGULATOR...	1201 · From m...		48.60	37,413.42
Invoice	12/01/2017	2017E...	System FCFA:Repai...	REGULATOR...	1201 · From m...		48.60	37,364.82
Invoice	12/01/2017	2017E...	System FCFA:Repai...	REGULATOR...	1201 · From m...		48.60	37,316.22
Invoice	12/01/2017	2017E...	System FCFA:Repai...	REGULATOR...	1201 · From m...		48.60	37,267.62
Invoice	12/01/2017	2017E...	System FCFA:Repai...	REGULATOR...	1201 · From m...		48.60	37,219.02
Invoice	12/01/2017	2017E...	System FCFA:Repai...	REGULATOR...	1201 · From m...		48.60	37,170.42
Invoice	12/01/2017	2017...	System FCFA:New ...	REGULATOR...	1201 · From m...		48.60	37,121.82
Invoice	12/01/2017	2017S...	System FCFA:New ...	Regulator, 1 "...	1201 · From m...		58.32	37,063.50
Invoice	12/01/2017	2017S...	System FCFA:New ...	Regulator, 1 "...	1201 · From m...		58.32	37,005.18
Invoice	12/01/2017	2017S...	System FCFA:New ...	Regulator, 1 "...	1201 · From m...		58.32	36,946.86
Invoice	12/01/2017	2017S...	System FCFA:New ...	Regulator, Se...	1201 · From m...		163.13	36,783.73
Invoice	12/01/2017	2017S...	System FCFA:New ...	REGULATOR...	1201 · From m...		48.60	36,735.13
Invoice	12/01/2017	2017S...	System FCFA:New ...	Regulator, 1 "...	1201 · From m...		58.32	36,676.81
Invoice	12/01/2017	2017S...	System FCFA:New ...	Regulator, 1 "...	1201 · From m...		58.32	36,618.49
Invoice	12/01/2017	2017S...	System FCFA:New ...	REGULATOR...	1201 · From m...		45.66	36,572.83
Invoice	12/01/2017	2017S...	System FCFA:New ...	Regulator, 1 "...	1201 · From m...		58.32	36,514.51
Invoice	12/01/2017	2017S...	System FCFA:New ...	REGULATOR...	1201 · From m...		48.60	36,465.91
Invoice	12/01/2017	2017S...	System FCFA:New ...	Regulator, Se...	1201 · From m...		720.34	35,745.57
Invoice	12/01/2017	2017...	System FCFALD:Re...	REGULATOR...	1201 · From m...		48.60	35,696.97
Invoice	12/01/2017	2017S...	System FCFALD:Re...	REGULATOR...	1201 · From m...		48.60	35,648.37
Invoice	12/01/2017	2017N...	System FCFALD:Re...	REGULATOR...	1201 · From m...		48.60	35,599.77
Invoice	12/01/2017	2017R...	System FCFALD:Re...	REGULATOR...	1201 · From m...		45.66	35,554.11
Invoice	12/01/2017	2017R...	System FCFALD:Re...	REGULATOR...	1201 · From m...		48.60	35,505.51
Invoice	12/01/2017	2017S...	System FCFALD:Re...	REGULATOR...	1201 · From m...		48.60	35,456.91
Invoice	12/01/2017	2017S...	System FCFALD:Re...	REGULATOR...	1201 · From m...		48.60	35,408.31
Invoice	12/01/2017	2017S...	System FCFALD:Ne...	REGULATOR...	1201 · From m...		48.60	35,359.71

Navitas Utility Corporation
General Ledger
As of December 31, 2017

Type	Date	Num	Name	Memo	Split	Debit	Credit	Balance
Invoice	12/01/2017	2017S...	System FCFALD:Ne...	REGULATOR...	1201 · From m...		48.60	35,311.11
Invoice	12/01/2017	2017S...	System FCFALD:Ne...	REGULATOR...	1201 · From m...		48.60	35,262.51
Invoice	12/01/2017	2017S...	System FCFALD:Ne...	REGULATOR...	1201 · From m...		48.60	35,213.91
Invoice	12/01/2017	2017J...	System NTNNG:Re...	Reducer Bell ...	1201 · From m...	0.00		35,213.91
Invoice	12/01/2017	2017J...	System NTNNG:Re...	REGULATOR...	1201 · From m...		48.60	35,165.31
Invoice	12/01/2017	2017S...	System NTNNG:Ne...	Regulator, Se...	1201 · From m...		163.13	35,002.18
Invoice	12/01/2017	2017S...	System NTNNG:Ne...	Reducer Bell ...	1201 · From m...	0.00		35,002.18
Invoice	12/01/2017	2017S...	System NTNNG:Ne...	Regulator, Se...	1201 · From m...		163.13	34,839.05
Invoice	12/01/2017	2017...	System FCFA:Repai...	Regulator, 1 "...	1201 · From m...		58.32	34,780.73
Invoice	12/01/2017	2017...	System FCFA:Repai...	REGULATOR...	1201 · From m...		48.60	34,732.13
Invoice	12/01/2017	2017...	System FCFA:Repai...	Regulator, 1 "...	1201 · From m...		58.32	34,673.81
Invoice	12/01/2017	2017...	System FCFA:Repai...	Regulator, 1 "...	1201 · From m...		58.32	34,615.49
Invoice	12/01/2017	2017...	System FCFA:Repai...	REGULATOR...	1201 · From m...		48.60	34,566.89
Invoice	12/01/2017	2017...	System FCFA:Repai...	REGULATOR...	1201 · From m...		48.60	34,518.29
Invoice	12/01/2017	2017...	System FCFA:Repai...	REGULATOR...	1201 · From m...		48.60	34,469.69
Invoice	12/01/2017	2017...	System FCFA:Repai...	REGULATOR...	1201 · From m...		48.60	34,421.09
Invoice	12/01/2017	2017...	System FCFA:Repai...	REGULATOR...	1201 · From m...		48.60	34,372.49
Invoice	12/01/2017	2017...	System FCFA:Repai...	REGULATOR...	1201 · From m...		48.60	34,323.89
Invoice	12/01/2017	2017...	System FCFA:Repai...	REGULATOR...	1201 · From m...		48.60	34,275.29
Invoice	12/01/2017	2017...	System FCFA:Repai...	REGULATOR...	1201 · From m...		48.60	34,226.69
Invoice	12/01/2017	2017...	System FCFA:Repai...	REGULATOR...	1201 · From m...		48.60	34,178.09
Invoice	12/01/2017	2017...	System FCFA:Repai...	REGULATOR...	1201 · From m...		48.60	34,129.49
Invoice	12/01/2017	2017...	System FCFA:Repai...	REGULATOR...	1201 · From m...		48.60	34,080.89
Invoice	12/01/2017	2017...	System FCFA:Repai...	REGULATOR...	1201 · From m...		48.60	34,032.29
Invoice	12/01/2017	2017...	System FCFA:Repai...	REGULATOR...	1201 · From m...		48.60	33,983.69
Invoice	12/01/2017	2017...	System FCFA:Repai...	REGULATOR...	1201 · From m...		48.60	33,935.09
Invoice	12/01/2017	2017...	System FCFA:Repai...	REGULATOR...	1201 · From m...		48.60	33,886.49
Invoice	12/01/2017	2017...	System FCFA:Repai...	REGULATOR...	1201 · From m...		48.60	33,837.89
Invoice	12/01/2017	2017...	System FCFA:Repai...	REGULATOR...	1201 · From m...		48.60	33,789.29
Invoice	12/01/2017	2017...	System FCFA:Repai...	REGULATOR...	1201 · From m...		45.66	33,743.63
Invoice	12/01/2017	2017...	System FCFA:Repai...	REGULATOR...	1201 · From m...		45.66	33,697.97
Invoice	12/01/2017	2017...	System FCFA:Repai...	REGULATOR...	1201 · From m...		48.60	33,649.37
Invoice	12/01/2017	2017...	System FCFA:Repai...	REGULATOR...	1201 · From m...		48.60	33,600.77
Invoice	12/01/2017	2017...	System FCFA:Repai...	REGULATOR...	1201 · From m...		48.60	33,552.17
Invoice	12/01/2017	2017...	System FCFA:Repai...	REGULATOR...	1201 · From m...		48.60	33,503.57
Invoice	12/01/2017	2017...	System FCFA:Repai...	Regulator, 1 "...	1201 · From m...		58.32	33,445.25
Invoice	12/01/2017	2017...	System FCFA:Repai...	REGULATOR...	1201 · From m...		48.60	33,396.65
Invoice	12/01/2017	2017...	System FCFA:Repai...	REGULATOR...	1201 · From m...		48.60	33,348.05
Invoice	12/01/2017	2017...	System FCFA:Repai...	REGULATOR...	1201 · From m...		48.60	33,299.45
Invoice	12/01/2017	2017...	System FCFA:Repai...	REGULATOR...	1201 · From m...		48.60	33,250.85
Invoice	12/01/2017	2017...	System FCFA:Repai...	REGULATOR...	1201 · From m...		48.60	33,202.25
Invoice	12/01/2017	2017...	System FCFA:Repai...	REGULATOR...	1201 · From m...		48.60	33,153.65
Invoice	12/01/2017	2017...	System FCFA:Repai...	REGULATOR...	1201 · From m...		48.60	33,105.05
Invoice	12/01/2017	2017...	System FCFA:Repai...	REGULATOR...	1201 · From m...		48.60	33,056.45
Invoice	12/01/2017	2017...	System FCFA:Repai...	REGULATOR...	1201 · From m...		48.60	33,007.85
Invoice	12/01/2017	2017...	System FCFA:Repai...	REGULATOR...	1201 · From m...		48.60	32,959.25
Invoice	12/01/2017	2017...	System FCFA:Repai...	Regulator, 1 "...	1201 · From m...		58.32	32,900.93
Invoice	12/01/2017	2017...	System FCFA:Repai...	Regulator, 1 "...	1201 · From m...		58.32	32,842.61
Invoice	12/01/2017	2017...	System FCFA:Repai...	Regulator, 1 "...	1201 · From m...		58.32	32,784.29

Navitas Utility Corporation
General Ledger
As of December 31, 2017

Type	Date	Num	Name	Memo	Split	Debit	Credit	Balance
Invoice	12/01/2017	2017...	System FCFA:Repai...	Regulator, 1 "...	1201 · From m...		58.32	32,725.97
Invoice	12/01/2017	2017...	System NKYNG:Re...	Regulator, Se...	1201 · From m...		163.13	32,562.84
Invoice	12/01/2017	2017...	System FCFALD:Re...	REGULATOR...	1201 · From m...		48.60	32,514.24
Total 1301 · Meter & regulator parts						7,238.02	5,613.41	32,514.24
1302 · Certified system parts								98,162.81
Invoice	01/06/2017	170106	Don Barger	Riser 1" x 1 1/...	1251 · Other		90.62	98,072.19
Invoice	01/06/2017	170106	Don Barger	Pipe 1 1/4" P...	1251 · Other		146.08	97,926.11
Bill	01/23/2017	24195	Keystone-Beard Eq...	Tee 1" x 1" x ...	2221 · Vendors	180.00		98,106.11
Bill	01/24/2017	66439...	G & C Supply Co, Inc	Coupling 1" SF	2221 · Vendors	19.39		98,125.50
Bill	01/24/2017	66439...	G & C Supply Co, Inc	Reducer, 1" x ...	2221 · Vendors	30.49		98,155.99
Bill	01/30/2017	11070...	Isco Industries, LLC	Pipe 1 1/4" fuse	2221 · Vendors	1,680.00		99,835.99
Bill	01/30/2017	11070...	Isco Industries, LLC	Reducer 1 1/4...	2221 · Vendors	115.60		99,951.59
Bill	01/30/2017	5070	B & B Meter Service	Riser 1" anod...	2221 · Vendors	630.00		100,581.59
Bill	01/30/2017	5070	B & B Meter Service	Spud, 20 Lt.	2221 · Vendors	1,020.00		101,601.59
Bill	01/31/2017	80757	Jenkins Oilfield Sup...	REDUCER B...	2221 · Vendors	14.83		101,616.42
Bill	01/31/2017	80757	Jenkins Oilfield Sup...	Coupling 1" SF	2221 · Vendors	41.80		101,658.22
Bill	01/31/2017	80757	Jenkins Oilfield Sup...	Coupling 1 1/...	2221 · Vendors	28.30		101,686.52
Bill	01/31/2017	80757	Jenkins Oilfield Sup...	Stopcock 1"(Ir...	2221 · Vendors	438.36		102,124.88
Bill	02/01/2017	91046...	DNOW LP	Clamp, full cir...	2221 · Vendors	381.50		102,506.38
Bill	02/03/2017	24382	Keystone-Beard Eq...	Compression,...	2221 · Vendors	73.80		102,580.18
Bill	02/07/2017	24420	Keystone-Beard Eq...	Compression,...	2221 · Vendors	87.00		102,667.18
Bill	02/09/2017	11070...	Isco Industries, LLC	Stopcock 1"(Ir...	2221 · Vendors	224.80		102,891.98
Bill	02/09/2017	11070...	Isco Industries, LLC	Stopcock 3/4"...	2221 · Vendors	174.00		103,065.98
Bill	02/13/2017	10833...	EGW Utilities, Inc.	POLYCAM Tr...	2221 · Vendors	492.60		103,558.58
Bill	02/14/2017	10834...	EGW Utilities, Inc.	POLYCAM Tr...	2221 · Vendors	696.02		104,254.60
Bill	02/15/2017	11071...	Isco Industries, LLC	Reducer 2" x ...	2221 · Vendors	66.01		104,320.61
Bill	02/16/2017	11071...	Isco Industries, LLC	EXCESS FLO...	2221 · Vendors	789.35		105,109.96
Bill	03/01/2017	11071...	Isco Industries, LLC	Tap 4" x 1" P.E.	2221 · Vendors	86.80		105,196.76
Bill	03/01/2017	39679	Prince Plumbing LLC	Reducer bush...	2221 · Vendors	3.16		105,199.92
Bill	03/01/2017	39679	Prince Plumbing LLC	"Coupling 1 1/...	2221 · Vendors	2.13		105,202.05
Bill	03/01/2017	39714	Prince Plumbing LLC	Nipple 1" x 2" ...	2221 · Vendors	1.48		105,203.53
Bill	03/01/2017	39714	Prince Plumbing LLC	NIPPLE 1" X ...	2221 · Vendors	1.55		105,205.08
Bill	03/01/2017	39714	Prince Plumbing LLC	Nipple 1" x 3" ...	2221 · Vendors	1.55		105,206.63
Bill	03/01/2017	39714	Prince Plumbing LLC	Nipple 1" x 3 ...	2221 · Vendors	2.44		105,209.07
Bill	03/01/2017	39755	Prince Plumbing LLC	Coupling, 4"	2221 · Vendors	15.61		105,224.68
Bill	03/01/2017	39802	Prince Plumbing LLC	Cap 1" Glue fit	2221 · Vendors	4.26		105,228.94
Bill	03/01/2017	39802	Prince Plumbing LLC	Coupling 2"	2221 · Vendors	27.35		105,256.29
Bill	03/01/2017	39802	Prince Plumbing LLC	Coupling 3"	2221 · Vendors	21.57		105,277.86
Bill	03/01/2017	39802	Prince Plumbing LLC	Nipple 1" x 2" ...	2221 · Vendors	29.61		105,307.47
Bill	03/01/2017	39802	Prince Plumbing LLC	Reducer 1 1/4...	2221 · Vendors	70.19		105,377.66
Bill	03/06/2017	81306	Jenkins Oilfield Sup...	Coupling 2" SF	2221 · Vendors	11.88		105,389.54
Bill	03/06/2017	81306	Jenkins Oilfield Sup...	Coupling 1" SF	2221 · Vendors	20.90		105,410.44
Bill	03/06/2017	81306	Jenkins Oilfield Sup...	Coupling 1 1/...	2221 · Vendors	28.30		105,438.74
Bill	03/08/2017	11071...	Isco Industries, LLC	Reducer 1 1/4...	2221 · Vendors	168.49		105,607.23
Bill	03/09/2017	11071...	Isco Industries, LLC	EXCESS FLO...	2221 · Vendors	412.11		106,019.34
Bill	03/10/2017	67030...	Continental Industrie...	Compression ...	2221 · Vendors	1,013.58		107,032.92
Bill	03/10/2017	67030...	Continental Industrie...	Tap 4" x 1" sa...	2221 · Vendors	366.18		107,399.10

Navitas Utility Corporation
General Ledger
As of December 31, 2017

Type	Date	Num	Name	Memo	Split	Debit	Credit	Balance
Bill	03/16/2017	25035	Keystone-Beard Eq...	Flange 2" 300...	2221 · Vendors	32.75		107,431.85
Bill	03/16/2017	25035	Keystone-Beard Eq...	Gasket flange...	2221 · Vendors	2.65		107,434.50
Bill	03/16/2017	25035	Keystone-Beard Eq...	Union 2: ham...	2221 · Vendors	50.00		107,484.50
Bill	03/17/2017	25055	Keystone-Beard Eq...	Transition 2" ...	2221 · Vendors	58.04		107,542.54
Bill	03/22/2017	25121	Keystone-Beard Eq...	Clamp 2" x 12...	2221 · Vendors	199.50		107,742.04
Invoice	03/24/2017	170324	Billy Kerr	Pipe 1 1/4" P...	1251 · Other		43.76	107,698.28
Invoice	03/24/2017	170324	Billy Kerr	Riser 1" x 1 1/...	1251 · Other		90.62	107,607.66
Bill	03/27/2017	S1988...	Bemac Supply	Ell, 1" poly SF	2221 · Vendors	39.01		107,646.67
Bill	04/05/2017	11072...	Isco Industries, LLC	Riser 1" anod...	2221 · Vendors	700.00		108,346.67
Bill	04/05/2017	11072...	Isco Industries, LLC	Cap 2" Poly b...	2221 · Vendors	15.63		108,362.30
Bill	04/05/2017	11072...	Isco Industries, LLC	Reducer 1" x ...	2221 · Vendors	48.90		108,411.20
Credit Card Charge	04/19/2017	170421	1302 System Parts	Nipple 1" x 3" ...	2286 · Darrel ...	4.65		108,415.85
Credit Card Charge	04/19/2017	170421	1302 System Parts	Nipple 1" x 2" ...	2286 · Darrel ...	6.00		108,421.85
Credit Card Charge	04/19/2017	170421	1302 System Parts	NIPPLE 1" X ...	2286 · Darrel ...	3.30		108,425.15
Credit Card Charge	04/19/2017	170421	1302 System Parts	Nipple 1" clos...	2286 · Darrel ...	2.58		108,427.73
Credit Card Charge	04/19/2017	170421	1302 System Parts	Nipple 1" x 3 ...	2286 · Darrel ...	1.88		108,429.61
Credit Card Charge	04/19/2017	170421	1302 System Parts	Nipple 1" x 4" ...	2286 · Darrel ...	3.90		108,433.51
Credit Card Charge	04/19/2017	170421	1302 System Parts	Nipple 1" x 4" ...	2286 · Darrel ...		0.82	108,432.69
Credit Card Charge	04/19/2017	170421	1302 System Parts	Nipple 1" x 3" ...	2286 · Darrel ...	1.55		108,434.24
Bill	05/01/2017	11072...	Isco Industries, LLC	Stopcock 1 1/...	2221 · Vendors	108.64		108,542.88
Bill	05/01/2017	11072...	Isco Industries, LLC	Stopcock 1"(Ir...	2221 · Vendors	281.00		108,823.88
Bill	05/01/2017	11072...	Isco Industries, LLC	Stopcock, 2" I...	2221 · Vendors	110.00		108,933.88
Bill	05/01/2017	11072...	Isco Industries, LLC	Reducer 2" x ...	2221 · Vendors	22.00		108,955.88
Bill	05/03/2017	11072...	Isco Industries, LLC	Stopcock 1"(Ir...	2221 · Vendors	562.00		109,517.88
Bill	05/05/2017	40543	Prince Plumbing LLC	"Coupling 1 1/...	2221 · Vendors	3.09		109,520.97
Bill	05/05/2017	40543	Prince Plumbing LLC	Ell 1 1/2" 90 d...	2221 · Vendors	3.61		109,524.58
Bill	05/05/2017	40543	Prince Plumbing LLC	Ell 1 1/2" 45 d...	2221 · Vendors	4.88		109,529.46
Bill	05/09/2017	11072...	Isco Industries, LLC	Cap 1" socket	2221 · Vendors	66.00		109,595.46
Bill	05/10/2017	11072...	Isco Industries, LLC	Valve 2" BF 1...	2221 · Vendors	302.65		109,898.11
Bill	06/09/2017	26190	Keystone-Beard Eq...	"Cap 1" Butt ...	2221 · Vendors	31.20		109,929.31
Bill	06/19/2017	11073...	Isco Industries, LLC	Pipe 2" SDR11	2221 · Vendors	1,230.00		111,159.31
Bill	06/19/2017	26341	Keystone-Beard Eq...	Clamp 3" x 12...	2221 · Vendors	204.61		111,363.92
Bill	06/19/2017	10881...	EGW Utilities, Inc.	Anode bag 17#	2221 · Vendors	638.87		112,002.79
Bill	06/19/2017	HC11...	H & C Services and ...	Union 2" LP H...	2221 · Vendors	35.20		112,037.99
Bill	06/19/2017	HC11...	H & C Services and ...	NIPPLE 2" X ...	2221 · Vendors	33.80		112,071.79
Bill	06/19/2017	HC11...	H & C Services and ...	Tee: 2" 2000...	2221 · Vendors	76.16		112,147.95
Bill	06/19/2017	HC11...	H & C Services and ...	Plug 2" LP	2221 · Vendors	3.72		112,151.67
Bill	06/19/2017	HC11...	H & C Services and ...	"Bushing 2" x 1"	2221 · Vendors	3.80		112,155.47
Bill	06/19/2017	HC11...	H & C Services and ...	Gasket 2" 150...	2221 · Vendors	3.55		112,159.02
Bill	06/19/2017	HC11...	H & C Services and ...	Flange 2" 150...	2221 · Vendors	63.00		112,222.02
Bill	06/20/2017	10881...	EGW Utilities, Inc.	Riser 2" anod...	2221 · Vendors	125.00		112,347.02
Bill	06/20/2017	10881...	EGW Utilities, Inc.	Tee 2" BF	2221 · Vendors	32.52		112,379.54
Invoice	06/29/2017	170629	Kristi Minor	Pipe 1" POLY	1251 · Other		396.10	111,983.44
Bill	06/29/2017	11073...	Isco Industries, LLC	Pipe 3" SDR11	2221 · Vendors	2,565.00		114,548.44
Bill	06/29/2017	11073...	Isco Industries, LLC	Pipe 1" Poly	2221 · Vendors	585.00		115,133.44
Bill	07/24/2017	S2013...	Bemac Supply	Tee 1 1/4" SF	2221 · Vendors	25.68		115,159.12
Bill	07/24/2017	S2013...	Bemac Supply	Pipe 1 1/4" fuse	2221 · Vendors	360.00		115,519.12
Bill	08/01/2017	11074...	Isco Industries, LLC	Pipe 1 1/4" fuse	2221 · Vendors	1,440.00		116,959.12
Bill	08/01/2017	11074...	Isco Industries, LLC	Pipe 3" SDR11	2221 · Vendors	1,710.00		118,669.12

Navitas Utility Corporation
General Ledger
As of December 31, 2017

Type	Date	Num	Name	Memo	Split	Debit	Credit	Balance
Bill	08/03/2017	41390	Prince Plumbing LLC	Reducer bush...	2221 · Vendors	22.37		118,691.49
Bill	08/10/2017	41475	Prince Plumbing LLC	Ell 1 1/4" 90d...	2221 · Vendors	3.28		118,694.77
Bill	08/10/2017	41475	Prince Plumbing LLC	Bushing 1 1/4...	2221 · Vendors	2.86		118,697.63
Bill	08/10/2017	41475	Prince Plumbing LLC	Nipple 1" x 3 ...	2221 · Vendors	4.88		118,702.51
Bill	08/10/2017	41475	Prince Plumbing LLC	"Coupling 1 1/...	2221 · Vendors	0.71		118,703.22
Bill	08/10/2017	41475	Prince Plumbing LLC	Reducer bush...	2221 · Vendors	0.55		118,703.77
Bill	08/11/2017	66664...	G & C Supply Co, Inc	COUPLING, ...	2221 · Vendors	142.93		118,846.70
Bill	08/14/2017	27176	Keystone-Beard Eq...	Reducer 1 1/4...	2221 · Vendors	8.85		118,855.55
Bill	08/14/2017	27176	Keystone-Beard Eq...	Nipple 1" x 10...	2221 · Vendors	7.08		118,862.63
Bill	08/14/2017	27176	Keystone-Beard Eq...	Nipple 1" x 12...	2221 · Vendors	14.52		118,877.15
Bill	08/14/2017	11074...	Isco Industries, LLC	Pipe 3" SDR11	2221 · Vendors	3,620.93		122,498.08
Bill	08/21/2017	11074...	Isco Industries, LLC	Pipe 3" SDR11	2221 · Vendors	905.24		123,403.32
Bill	08/21/2017	11074...	Isco Industries, LLC	"Cap 1" Butt ...	2221 · Vendors	37.93		123,441.25
Bill	08/21/2017	11074...	Isco Industries, LLC	Transition, 4" ...	2221 · Vendors	162.41		123,603.66
Bill	08/21/2017	11074...	Isco Industries, LLC	Ell 4" 90 degree	2221 · Vendors	57.27		123,660.93
Bill	08/21/2017	11074...	Isco Industries, LLC	Reducer 2" x ...	2221 · Vendors	93.83		123,754.76
Bill	08/28/2017	41647	Prince Plumbing LLC	Ell 2" 45 degree	2221 · Vendors	4.12		123,758.88
Bill	08/28/2017	41647	Prince Plumbing LLC	Reducer bush...	2221 · Vendors	2.59		123,761.47
Bill	08/28/2017	41647	Prince Plumbing LLC	Reducer bush...	2221 · Vendors	1.49		123,762.96
Bill	08/30/2017	41670	Prince Plumbing LLC	Ell 2" 90 degree	2221 · Vendors	1.76		123,764.72
Bill	08/30/2017	41670	Prince Plumbing LLC	Reducer bush...	2221 · Vendors	1.30		123,766.02
Bill	09/06/2017	11075...	Isco Industries, LLC	Pipe 2" SDR11	2221 · Vendors	2,483.97		126,249.99
Bill	09/07/2017	11075...	Isco Industries, LLC	Pipe 2" SDR11	2221 · Vendors	4,306.50		130,556.49
Bill	09/07/2017	11075...	Isco Industries, LLC	Pipe 4" SDR11	2221 · Vendors	3,102.00		133,658.49
Bill	09/07/2017	11075...	Isco Industries, LLC	"Reducer 4" x...	2221 · Vendors	80.52		133,739.01
Bill	09/07/2017	11075...	Isco Industries, LLC	Tee 2" BF	2221 · Vendors	56.56		133,795.57
Bill	09/08/2017	11075...	Isco Industries, LLC	Pipe 1 1/4" fuse	2221 · Vendors	1,080.00		134,875.57
Bill	09/13/2017	S2024...	Bemac Supply	Pipe 1" Poly	2221 · Vendors	312.62		135,188.19
Bill	09/22/2017	27770	Keystone-Beard Eq...	Compresson ...	2221 · Vendors	160.59		135,348.78
Bill	09/25/2017	11075...	Isco Industries, LLC	Stopcock 1 1/...	2221 · Vendors	108.64		135,457.42
Bill	09/25/2017	11075...	Isco Industries, LLC	Stopcock, 2" I...	2221 · Vendors	168.30		135,625.72
Bill	09/25/2017	11075...	Isco Industries, LLC	EXCESS FLO...	2221 · Vendors	592.50		136,218.22
Bill	09/25/2017	11075...	Isco Industries, LLC	EXCESS FLO...	2221 · Vendors	494.52		136,712.74
Bill	09/26/2017	27810	Keystone-Beard Eq...	Reducer 3" x ...	2221 · Vendors	25.50		136,738.24
Bill	09/26/2017	27810	Keystone-Beard Eq...	Reducer 1 1/4...	2221 · Vendors	8.85		136,747.09
Bill	09/26/2017	27810	Keystone-Beard Eq...	Ell 1" 90 degree	2221 · Vendors	25.00		136,772.09
Bill	09/26/2017	27810	Keystone-Beard Eq...	Nipple 1" x 3" ...	2221 · Vendors	9.60		136,781.69
Bill	09/26/2017	27810	Keystone-Beard Eq...	Nipple 1" x 12...	2221 · Vendors	29.04		136,810.73
Bill	09/29/2017	S2027...	Bemac Supply	Clamp 1 1/2" ...	2221 · Vendors	24.55		136,835.28
Bill	10/03/2017	11075...	Isco Industries, LLC	RISER, 1" X 3...	2221 · Vendors	218.72		137,054.00
Bill	10/06/2017	11075...	Isco Industries, LLC	Tee 2" BF	2221 · Vendors	18.85		137,072.85
Bill	10/06/2017	11075...	Isco Industries, LLC	Valve 2" BF 1...	2221 · Vendors	127.65		137,200.50
Bill	10/06/2017	11075...	Isco Industries, LLC	Stopcock 1"(Ir...	2221 · Vendors	421.50		137,622.00
Bill	10/09/2017	11075...	Isco Industries, LLC	RISER, 1" X 3...	2221 · Vendors	328.11		137,950.11
Bill	10/10/2017	S2029...	Bemac Supply	Pipe 1 1/4" fuse	2221 · Vendors	108.00		138,058.11
Bill	10/10/2017	S2029...	Bemac Supply	Reducer bush...	2221 · Vendors	0.65		138,058.76
Bill	10/10/2017	S2029...	Bemac Supply	Riser 1 1/4"an...	2221 · Vendors	69.34		138,128.10
Bill	10/11/2017	66735...	G & C Supply Co, Inc	EXCESS FLO...	2221 · Vendors	177.72		138,305.82
Bill	10/12/2017	11076...	Isco Industries, LLC	Reducer 2" x ...	2221 · Vendors	55.00		138,360.82

Navitas Utility Corporation
General Ledger
As of December 31, 2017

Type	Date	Num	Name	Memo	Split	Debit	Credit	Balance
Bill	10/12/2017	11076...	Isco Industries, LLC	Stopcock 1"(Ir...	2221 · Vendors	56.20		138,417.02
Bill	10/12/2017	11076...	Isco Industries, LLC	"Reducer 2" x...	2221 · Vendors	90.00		138,507.02
Bill	10/12/2017	11076...	Isco Industries, LLC	Tee 1 1/4" SF	2221 · Vendors	25.68		138,532.70
Bill	10/12/2017	11076...	Isco Industries, LLC	Tee, 2" SF	2221 · Vendors	60.96		138,593.66
Bill	10/13/2017	66737...	G & C Supply Co, Inc	Valve Box 18 ...	2221 · Vendors	124.00		138,717.66
Bill	10/13/2017	66737...	G & C Supply Co, Inc	Valve box, 24...	2221 · Vendors	46.50		138,764.16
Bill	10/23/2017	28219	Keystone-Beard Eq...	Clamp JCM 2...	2221 · Vendors	201.32		138,965.48
Bill	11/06/2017	10932...	EGW Utilities, Inc.	Riser 2" anod...	2221 · Vendors	125.00		139,090.48
Bill	11/07/2017	66766...	G & C Supply Co, Inc	COUPLING, ...	2221 · Vendors	143.06		139,233.54
Bill	11/08/2017	10934...	EGW Utilities, Inc.	Valve 2" ball ...	2221 · Vendors	81.15		139,314.69
Bill	11/10/2017	11076...	Isco Industries, LLC	Pipe 1" Poly	2221 · Vendors	390.00		139,704.69
Bill	11/10/2017	11076...	Isco Industries, LLC	Pipe 2" SDR11	2221 · Vendors	870.00		140,574.69
Bill	11/13/2017	S2035...	Bemac Supply	Ell 1" 90 degree	2221 · Vendors	30.00		140,604.69
Bill	11/13/2017	S2035...	Bemac Supply	Union 1" LP	2221 · Vendors	18.52		140,623.21
Bill	11/13/2017	S2035...	Bemac Supply	Nipple 1" x 3" ...	2221 · Vendors	9.60		140,632.81
Bill	11/13/2017	S2035...	Bemac Supply	Nipple 1" x 4" ...	2221 · Vendors	11.70		140,644.51
Bill	11/13/2017	S2035...	Bemac Supply	Nipple 1" x 4" ...	2221 · Vendors		1.23	140,643.28
Bill	11/13/2017	S2035...	Bemac Supply	Reducer 1" x ...	2221 · Vendors	5.46		140,648.74
Bill	11/13/2017	S2035...	Bemac Supply	Nipple 1" x 5" ...	2221 · Vendors	4.95		140,653.69
Bill	11/13/2017	S2035...	Bemac Supply	Nipple 1" x 8" ...	2221 · Vendors	5.76		140,659.45
Bill	11/13/2017	S2035...	Bemac Supply	Nipple 1" x 12...	2221 · Vendors	19.36		140,678.81
Bill	11/13/2017	S2035...	Bemac Supply	"Coupling 1 1/...	2221 · Vendors	0.55		140,679.36
Bill	11/13/2017	S2035...	Bemac Supply	Reducer bush...	2221 · Vendors	0.65		140,680.01
Bill	11/14/2017	S2036...	Bemac Supply	Nipple 1" x 8" ...	2221 · Vendors	5.76		140,685.77
Bill	11/14/2017	S2036...	Bemac Supply	NIpple 1" x 6" ...	2221 · Vendors	13.20		140,698.97
Bill	11/14/2017	S2036...	Bemac Supply	Coupling 1" LP	2221 · Vendors	12.36		140,711.33
Invoice	11/28/2017	171128	Perry Talbott	Pipe 1" POLY	1251 · Other	0.00		140,711.33
Bill	11/29/2017	S2038...	Bemac Supply	Clamp 3" x 12...	2221 · Vendors	159.24		140,870.57
Invoice	12/01/2017	2017H...	System NOK3:Repa...	Coupling 2"	1201 · From m...		3.05	140,867.52
Invoice	12/01/2017	2017H...	System NOK3:Repa...	Reducer bush...	1201 · From m...		1.67	140,865.85
Invoice	12/01/2017	2017H...	System NOK3:Repa...	"Coupling 1 1/...	1201 · From m...		2.78	140,863.07
Invoice	12/01/2017	2017H...	System NOK3:Repa...	"Cap 1 1/2""	1201 · From m...		1.00	140,862.07
Invoice	12/01/2017	2017H...	System NOK3:Repa...	Coupling 2"	1201 · From m...		3.05	140,859.02
Invoice	12/01/2017	2017H...	System NOK3:Repa...	Coupling, 4"	1201 · From m...		7.09	140,851.93
Invoice	12/01/2017	2017H...	System NOK3:Repa...	Coupling, 4"	1201 · From m...		28.37	140,823.56
Invoice	12/01/2017	2017H...	System NOK3:Repa...	Coupling, 4"	1201 · From m...		7.09	140,816.47
Invoice	12/01/2017	2017H...	System NOK3:Repa...	Reducer bush...	1201 · From m...		0.84	140,815.63
Invoice	12/01/2017	2017H...	System NOK3:Repa...	Riser 1" anod...	1201 · From m...		33.91	140,781.72
Invoice	12/01/2017	2017H...	System NOK3:Repa...	Pipe 1 1/4" P...	1201 · From m...		9.11	140,772.61
Invoice	12/01/2017	2017H...	System NOK3:Repa...	Reducer 1 1/4...	1201 · From m...		6.40	140,766.21
Invoice	12/01/2017	2017H...	System NOK3:Repa...	Coupling 3"	1201 · From m...		11.51	140,754.70
Invoice	12/01/2017	2017H...	System NOK3:Repa...	Coupling 3"	1201 · From m...		5.76	140,748.94
Invoice	12/01/2017	2017H...	System NOK3:Repa...	"Cap 1 1/4""	1201 · From m...		0.84	140,748.10
Invoice	12/01/2017	2017H...	System NOK3:Repa...	Coupling, 4"	1201 · From m...		56.75	140,691.35
Invoice	12/01/2017	2017H...	System NOK3:Repa...	TAP; 4" X 3/4...	1201 · From m...		72.44	140,618.91
Invoice	12/01/2017	2017H...	System NOK3:Repa...	Reducer 1" x ...	1201 · From m...		7.66	140,611.25
Invoice	12/01/2017	2017H...	System NOK3:Repa...	Reducer; 1 1/...	1201 · From m...		11.82	140,599.43
Invoice	12/01/2017	2017H...	System NOK3:Repa...	Reducer 1 1/4...	1201 · From m...		6.40	140,593.03
Invoice	12/01/2017	2017H...	System NOK3:Repa...	POLYCAM Tr...	1201 · From m...		164.77	140,428.26

Navitas Utility Corporation
General Ledger
As of December 31, 2017

Type	Date	Num	Name	Memo	Split	Debit	Credit	Balance
Invoice	12/01/2017	2017H...	System NOK3:Repa...	Reducer; 1 1/...	1201 · From m...		23.63	140,404.63
Invoice	12/01/2017	2017H...	System NOK3:Repa...	"Cap 2""	1201 · From m...		3.42	140,401.21
Invoice	12/01/2017	2017H...	System NOK3:Repa...	Coupling 3"	1201 · From m...		17.27	140,383.94
Invoice	12/01/2017	2017H...	System NOK3:Repa...	"Cap 2""	1201 · From m...		3.42	140,380.52
Invoice	12/01/2017	2017H...	System NOK3:Repa...	Compression ...	1201 · From m...		68.94	140,311.58
Invoice	12/01/2017	2017H...	System NOK3:Repa...	Coupling, 4"	1201 · From m...		7.09	140,304.49
Invoice	12/01/2017	2017...	System NOK3:New ...	Reducer, 4" x ...	1201 · From m...		31.73	140,272.76
Invoice	12/01/2017	2017...	System NOK3:New ...	Coupling, 4"	1201 · From m...		14.19	140,258.57
Invoice	12/01/2017	2017...	System NOK3:New ...	Pipe 2" SDR1...	1201 · From m...		2,307.28	137,951.29
Invoice	12/01/2017	2017...	System NOK3:New ...	POLYCAM Tr...	1201 · From m...		96.77	137,854.52
Invoice	12/01/2017	2017...	System NOK3:New ...	Ell 2" 45 degree	1201 · From m...		3.98	137,850.54
Invoice	12/01/2017	2017...	System NOK3:New ...	Ell 2" 90 degree	1201 · From m...		2.17	137,848.37
Invoice	12/01/2017	2017...	System NOK3:New ...	Reducer bush...	1201 · From m...		4.27	137,844.10
Invoice	12/01/2017	2017...	System NOK3:New ...	Reducer bush...	1201 · From m...		1.59	137,842.51
Invoice	12/01/2017	2017...	System NOK3:New ...	POLYCAM Tr...	1201 · From m...		86.14	137,756.37
Invoice	12/01/2017	2017...	System NOK3:New ...	Pipe 1 1/4" P...	1201 · From m...		466.50	137,289.87
Invoice	12/01/2017	2017...	System FCFA:Repai...	Nipple 1" x 4" ...	1201 · From m...		1.95	137,287.92
Invoice	12/01/2017	2017...	System FCFA:Repai...	Cap 1" LP	1201 · From m...		2.32	137,285.60
Invoice	12/01/2017	2017...	System FCFA:Repai...	Nipple 1" x 3" ...	1201 · From m...		1.53	137,284.07
Invoice	12/01/2017	2017...	System FCFA:Repai...	Ell 1" street LP	1201 · From m...		3.02	137,281.05
Invoice	12/01/2017	2017...	System FCFA:Repai...	Ell 1" 90 degree	1201 · From m...		2.61	137,278.44
Invoice	12/01/2017	2017K...	System FCFA:Repai...	Pipe 1 1/4" P...	1201 · From m...		156.15	137,122.29
Invoice	12/01/2017	2017K...	System FCFA:Repai...	Tee 1 1/4" SF	1201 · From m...		8.89	137,113.40
Invoice	12/01/2017	2017K...	System FCFA:Repai...	Coupling 1 1/...	1201 · From m...		7.32	137,106.08
Invoice	12/01/2017	2017K...	System FCFA:Repai...	Reducer 1 1/4...	1201 · From m...		7.93	137,098.15
Invoice	12/01/2017	2017K...	System FCFA:Repai...	EXCESS FLO...	1201 · From m...		36.71	137,061.44
Invoice	12/01/2017	2017K...	System FCFA:Repai...	Coupling 1" SF	1201 · From m...		4.55	137,056.89
Invoice	12/01/2017	2017K...	System FCFA:Repai...	"Cap 1" Butt ...	1201 · From m...		4.55	137,052.34
Invoice	12/01/2017	2017K...	System FCFA:Repai...	Nipple 1" x 8" ...	1201 · From m...		3.43	137,048.91
Invoice	12/01/2017	2017K...	System FCFA:Repai...	Stopcock 1"(Ir...	1201 · From m...		30.60	137,018.31
Invoice	12/01/2017	2017V...	System FCFA:Repai...	"Reducer 2" x...	1201 · From m...		17.16	137,001.15
Invoice	12/01/2017	2017V...	System FCFA:Repai...	Coupling 2" SF	1201 · From m...		5.68	136,995.47
Invoice	12/01/2017	2017V...	System FCFA:Repai...	Pipe 1 1/4" P...	1201 · From m...		48.80	136,946.67
Invoice	12/01/2017	2017V...	System FCFA:Repai...	Pipe 2" SDR1...	1201 · From m...		11.07	136,935.60
Invoice	12/01/2017	2017D...	System FCFA:Repai...	"Coupling 1 1/...	1201 · From m...		0.83	136,934.77
Invoice	12/01/2017	2017E...	System FCFA:Repai...	Coupling 1" LP	1201 · From m...		13.97	136,920.80
Invoice	12/01/2017	2017E...	System FCFA:Repai...	Nipple 1" x 3" ...	1201 · From m...		1.53	136,919.27
Invoice	12/01/2017	2017E...	System FCFA:Repai...	Nipple 1" x 5" ...	1201 · From m...		9.13	136,910.14
Invoice	12/01/2017	2017E...	System FCFA:Repai...	NIpple 1" x 6" ...	1201 · From m...		2.48	136,907.66
Invoice	12/01/2017	2017E...	System FCFA:Repai...	Pipe 2" SDR1...	1201 · From m...		118.13	136,789.53
Invoice	12/01/2017	2017E...	System FCFA:Repai...	POLYCAM Tr...	1201 · From m...		96.77	136,692.76
Invoice	12/01/2017	2017E...	System FCFA:Repai...	"Cap 2""	1201 · From m...		3.42	136,689.34
Invoice	12/01/2017	2017E...	System FCFA:Repai...	Cap 1" Glue fit	1201 · From m...		0.56	136,688.78
Invoice	12/01/2017	2017E...	System FCFA:Repai...	Tee 2" BF	1201 · From m...		11.44	136,677.34
Invoice	12/01/2017	2017E...	System FCFA:Repai...	POLYCAM Tr...	1201 · From m...		96.77	136,580.57
Invoice	12/01/2017	2017E...	System FCFA:Repai...	Pipe 2" SDR1...	1201 · From m...		3.69	136,576.88
Invoice	12/01/2017	2017E...	System FCFA:Repai...	Reducer 2" x ...	1201 · From m...		10.05	136,566.83
Invoice	12/01/2017	2017E...	System FCFA:Repai...	Reducer 1 1/4...	1201 · From m...		6.40	136,560.43
Invoice	12/01/2017	2017E...	System FCFA:Repai...	Cap 1" Glue fit	1201 · From m...		1.69	136,558.74

Navitas Utility Corporation
General Ledger
As of December 31, 2017

Type	Date	Num	Name	Memo	Split	Debit	Credit	Balance
Invoice	12/01/2017	2017E...	System FCFA:Repai...	"Coupling 1""	1201 · From m...		0.70	136,558.04
Invoice	12/01/2017	2017E...	System FCFA:Repai...	POLYCAM Tr...	1201 · From m...		48.38	136,509.66
Invoice	12/01/2017	2017E...	System FCFA:Repai...	Pipe 1 1/4" P...	1201 · From m...		30.58	136,479.08
Invoice	12/01/2017	2017E...	System FCFA:Repai...	Cap 1" LP	1201 · From m...		2.32	136,476.76
Invoice	12/01/2017	2017E...	System FCFA:Repai...	Plug 1" LP	1201 · From m...		1.81	136,474.95
Invoice	12/01/2017	2017E...	System FCFA:Repai...	Cap 1" Glue fit	1201 · From m...		0.56	136,474.39
Invoice	12/01/2017	2017E...	System FCFA:Repai...	Nipple 1" clos...	1201 · From m...		1.29	136,473.10
Invoice	12/01/2017	2017E...	System FCFA:Repai...	Stopcock 1"(Ir...	1201 · From m...		30.60	136,442.50
Invoice	12/01/2017	2017E...	System FCFA:Repai...	Nipple 1" x 2" ...	1201 · From m...		1.36	136,441.14
Invoice	12/01/2017	2017E...	System FCFA:Repai...	Compression ...	1201 · From m...		233.56	136,207.58
Invoice	12/01/2017	2017E...	System FCFA:Repai...	Tee 2" BF	1201 · From m...		11.44	136,196.14
Invoice	12/01/2017	2017E...	System FCFA:Repai...	Reducer 2" x ...	1201 · From m...		7.90	136,188.24
Invoice	12/01/2017	2017E...	System FCFA:Repai...	Pipe 2" SDR1...	1201 · From m...		107.06	136,081.18
Invoice	12/01/2017	2017E...	System FCFA:Repai...	Riser 1" anod...	1201 · From m...		33.91	136,047.27
Invoice	12/01/2017	2017E...	System FCFA:Repai...	Pipe 1" POLY	1201 · From m...		1.67	136,045.60
Invoice	12/01/2017	2017E...	System FCFA:Repai...	Cap 1" Glue fit	1201 · From m...		2.25	136,043.35
Invoice	12/01/2017	2017E...	System FCFA:Repai...	Cap 1" Glue fit	1201 · From m...		0.56	136,042.79
Invoice	12/01/2017	2017E...	System FCFA:Repai...	Reducer 2" x ...	1201 · From m...		20.10	136,022.69
Invoice	12/01/2017	2017E...	System FCFA:Repai...	POLYCAM Tr...	1201 · From m...		96.77	135,925.92
Invoice	12/01/2017	2017E...	System FCFA:Repai...	Pipe 1 1/4" P...	1201 · From m...		347.44	135,578.48
Invoice	12/01/2017	2017E...	System FCFA:Repai...	Cap 3/4" pvc t...	1201 · From m...		1.46	135,577.02
Invoice	12/01/2017	2017E...	System FCFA:Repai...	Coupling 1 1/...	1201 · From m...		3.55	135,573.47
Invoice	12/01/2017	2017E...	System FCFA:Repai...	Nipple 1 1/4" ...	1201 · From m...		3.08	135,570.39
Invoice	12/01/2017	2017E...	System FCFA:Repai...	Nipple 1" x 3" ...	1201 · From m...		1.53	135,568.86
Invoice	12/01/2017	2017E...	System FCFA:Repai...	Nipple 1" x 2" ...	1201 · From m...		1.36	135,567.50
Invoice	12/01/2017	2017E...	System FCFA:Repai...	Cap 1" Glue fit	1201 · From m...		1.12	135,566.38
Invoice	12/01/2017	2017E...	System FCFA:Repai...	Pipe 2" SDR1...	1201 · From m...		12.92	135,553.46
Invoice	12/01/2017	2017E...	System FCFA:Repai...	POLYCAM Tr...	1201 · From m...		48.38	135,505.08
Invoice	12/01/2017	2017E...	System FCFA:Repai...	Stopcock 1"(Ir...	1201 · From m...		30.60	135,474.48
Invoice	12/01/2017	2017E...	System FCFA:Repai...	Coupling 1" LP	1201 · From m...		2.33	135,472.15
Invoice	12/01/2017	2017E...	System FCFA:Repai...	Cap 1" Glue fit	1201 · From m...		0.56	135,471.59
Invoice	12/01/2017	2017E...	System FCFA:Repai...	Stopcock 1"(Ir...	1201 · From m...		30.60	135,440.99
Invoice	12/01/2017	2017E...	System FCFA:Repai...	Nipple 1" x 7" ...	1201 · From m...		3.64	135,437.35
Invoice	12/01/2017	2017E...	System FCFA:Repai...	Cap 1" Glue fit	1201 · From m...		0.56	135,436.79
Invoice	12/01/2017	2017E...	System FCFA:Repai...	Cap 2" Poly b...	1201 · From m...		4.01	135,432.78
Invoice	12/01/2017	2017E...	System FCFA:Repai...	Coupling 2"	1201 · From m...		3.05	135,429.73
Invoice	12/01/2017	2017E...	System FCFA:Repai...	Coupling 3"	1201 · From m...		17.27	135,412.46
Invoice	12/01/2017	2017E...	System FCFA:Repai...	Tap 3" x 1" sa...	1201 · From m...		103.23	135,309.23
Invoice	12/01/2017	2017E...	System FCFA:Repai...	Cap 3/4" pvc t...	1201 · From m...		0.73	135,308.50
Invoice	12/01/2017	2017E...	System FCFA:Repai...	Coupling 2"	1201 · From m...		3.05	135,305.45
Invoice	12/01/2017	2017E...	System FCFA:Repai...	Reducer bush...	1201 · From m...		3.74	135,301.71
Invoice	12/01/2017	2017E...	System FCFA:Repai...	Coupling 2"	1201 · From m...		1.52	135,300.19
Invoice	12/01/2017	2017E...	System FCFA:Repai...	Compression ...	1201 · From m...		116.78	135,183.41
Invoice	12/01/2017	2017E...	System FCFA:Repai...	Coupling 2"	1201 · From m...		3.05	135,180.36
Invoice	12/01/2017	2017E...	System FCFA:Repai...	Cap 1 1/4" So...	1201 · From m...		8.89	135,171.47
Invoice	12/01/2017	2017E...	System FCFA:Repai...	Cap 1" Glue fit	1201 · From m...		1.12	135,170.35
Invoice	12/01/2017	2017E...	System FCFA:Repai...	Cap 1 1/4" So...	1201 · From m...		8.89	135,161.46
Invoice	12/01/2017	2017E...	System FCFA:Repai...	Cap 1" Glue fit	1201 · From m...		1.12	135,160.34
Invoice	12/01/2017	2017E...	System FCFA:Repai...	Cap 1" socket...	1201 · From m...		8.14	135,152.20

Navitas Utility Corporation
General Ledger
As of December 31, 2017

Type	Date	Num	Name	Memo	Split	Debit	Credit	Balance
Invoice	12/01/2017	2017E...	System FCFA:Repai...	Coupling 2"	1201 · From m...		6.09	135,146.11
Invoice	12/01/2017	2017E...	System FCFA:Repai...	Cap 1" Glue fit	1201 · From m...		0.56	135,145.55
Invoice	12/01/2017	2017E...	System FCFA:Repai...	Reducer 2" x ...	1201 · From m...		20.10	135,125.45
Invoice	12/01/2017	2017E...	System FCFA:Repai...	POLYCAM Tr...	1201 · From m...		96.77	135,028.68
Invoice	12/01/2017	2017E...	System FCFA:Repai...	Pipe 1 1/4" P...	1201 · From m...		96.29	134,932.39
Invoice	12/01/2017	2017E...	System FCFA:Repai...	Coupling 2"	1201 · From m...		3.05	134,929.34
Invoice	12/01/2017	2017E...	System FCFA:Repai...	Cap 1" Glue fit	1201 · From m...		0.56	134,928.78
Invoice	12/01/2017	2017E...	System FCFA:Repai...	Pipe 2" SDR1...	1201 · From m...		27.69	134,901.09
Invoice	12/01/2017	2017E...	System FCFA:Repai...	POLYCAM Tr...	1201 · From m...		96.77	134,804.32
Invoice	12/01/2017	2017E...	System FCFA:Repai...	Coupling, 4"	1201 · From m...		7.09	134,797.23
Invoice	12/01/2017	2017E...	System FCFA:Repai...	Reducer bush...	1201 · From m...		5.23	134,792.00
Invoice	12/01/2017	2017E...	System FCFA:Repai...	Reducer bush...	1201 · From m...		3.72	134,788.28
Invoice	12/01/2017	2017E...	System FCFA:Repai...	Coupling 2"	1201 · From m...		13.71	134,774.57
Invoice	12/01/2017	2017E...	System FCFA:Repai...	Reducer bush...	1201 · From m...		1.42	134,773.15
Invoice	12/01/2017	2017E...	System FCFA:Repai...	Coupling 1" fe...	1201 · From m...		0.31	134,772.84
Invoice	12/01/2017	2017E...	System FCFA:Repai...	"Coupling 1""	1201 · From m...		5.62	134,767.22
Invoice	12/01/2017	2017E...	System FCFA:Repai...	"Cap 2""	1201 · From m...		1.71	134,765.51
Invoice	12/01/2017	2017E...	System FCFA:Repai...	"Cap 2""	1201 · From m...		1.71	134,763.80
Invoice	12/01/2017	2017E...	System FCFA:Repai...	Reducer 2" x ...	1201 · From m...		15.80	134,748.00
Invoice	12/01/2017	2017E...	System FCFA:Repai...	Nipple 1 1/4" ...	1201 · From m...		4.18	134,743.82
Invoice	12/01/2017	2017E...	System FCFA:Repai...	Bushing 2" x ...	1201 · From m...		4.58	134,739.24
Invoice	12/01/2017	2017E...	System FCFA:Repai...	Tee 1 1/4" LP	1201 · From m...		4.31	134,734.93
Invoice	12/01/2017	2017E...	System FCFA:Repai...	Valve, check ...	1201 · From m...	0.00		134,734.93
Invoice	12/01/2017	2017E...	System FCFA:Repai...	Ell 1 1/4" 90d...	1201 · From m...		5.12	134,729.81
Invoice	12/01/2017	2017E...	System FCFA:Repai...	Plug 1" LP	1201 · From m...		1.81	134,728.00
Invoice	12/01/2017	2017E...	System FCFA:Repai...	Riser 1 1/4"an...	1201 · From m...		51.10	134,676.90
Invoice	12/01/2017	2017E...	System FCFA:Repai...	POLYCAM Tr...	1201 · From m...		96.77	134,580.13
Invoice	12/01/2017	2017E...	System FCFA:Repai...	Pipe 1 1/4" P...	1201 · From m...		9.11	134,571.02
Invoice	12/01/2017	2017E...	System FCFA:Repai...	Riser 1 1/4"an...	1201 · From m...		51.10	134,519.92
Invoice	12/01/2017	2017E...	System FCFA:Repai...	Stopcock 1"(Ir...	1201 · From m...		30.60	134,489.32
Invoice	12/01/2017	2017E...	System FCFA:Repai...	Riser 1" anod...	1201 · From m...		33.91	134,455.41
Invoice	12/01/2017	2017E...	System FCFA:Repai...	POLYCAM Tr...	1201 · From m...		34.63	134,420.78
Invoice	12/01/2017	2017E...	System FCFA:Repai...	Reducer 2" x ...	1201 · From m...		7.90	134,412.88
Invoice	12/01/2017	2017E...	System FCFA:Repai...	Stopcock 1"(Ir...	1201 · From m...		30.60	134,382.28
Invoice	12/01/2017	2017E...	System FCFA:Repai...	Plug 1" LP	1201 · From m...		1.81	134,380.47
Invoice	12/01/2017	2017E...	System FCFA:Repai...	Pipe 1" POLY	1201 · From m...		2.50	134,377.97
Invoice	12/01/2017	2017E...	System FCFA:Repai...	POLYCAM Tr...	1201 · From m...		48.38	134,329.59
Invoice	12/01/2017	2017E...	System FCFA:Repai...	Riser 1" anod...	1201 · From m...		33.91	134,295.68
Invoice	12/01/2017	2017E...	System FCFA:Repai...	Cap 1" Glue fit	1201 · From m...		0.56	134,295.12
Invoice	12/01/2017	2017E...	System FCFA:Repai...	Cap 1" Glue fit	1201 · From m...		1.12	134,294.00
Invoice	12/01/2017	2017E...	System FCFA:Repai...	Cap 1" Glue fit	1201 · From m...		1.12	134,292.88
Invoice	12/01/2017	2017E...	System FCFA:Repai...	Ell 1" 90 degree	1201 · From m...		2.61	134,290.27
Invoice	12/01/2017	2017E...	System FCFA:Repai...	EXCESS FLO...	1201 · From m...		36.71	134,253.56
Invoice	12/01/2017	2017E...	System FCFA:Repai...	Tap 2" x 1"	1201 · From m...		14.06	134,239.50
Invoice	12/01/2017	2017E...	System FCFA:Repai...	Cap 1" Glue fit	1201 · From m...		0.56	134,238.94
Invoice	12/01/2017	2017E...	System FCFA:Repai...	POLYCAM Tr...	1201 · From m...		34.63	134,204.31
Invoice	12/01/2017	2017E...	System FCFA:Repai...	POLYCAM Tr...	1201 · From m...		96.77	134,107.54
Invoice	12/01/2017	2017E...	System FCFA:Repai...	Pipe 2" SDR1...	1201 · From m...		11.07	134,096.47
Invoice	12/01/2017	2017E...	System FCFA:Repai...	Cap 1" Glue fit	1201 · From m...		0.56	134,095.91

Navitas Utility Corporation
General Ledger
As of December 31, 2017

Type	Date	Num	Name	Memo	Split	Debit	Credit	Balance
Invoice	12/01/2017	2017E...	System FCFA:Repai...	POLYCAM Tr...	1201 · From m...		96.77	133,999.14
Invoice	12/01/2017	2017E...	System FCFA:Repai...	Pipe 2" SDR1...	1201 · From m...		173.51	133,825.63
Invoice	12/01/2017	2017E...	System FCFA:Repai...	Pipe 1 1/4" P...	1201 · From m...		3.90	133,821.73
Invoice	12/01/2017	2017E...	System FCFA:Repai...	Stopcock 1"(Ir...	1201 · From m...		30.60	133,791.13
Invoice	12/01/2017	2017E...	System FCFA:Repai...	Coupling 1" LP	1201 · From m...		2.33	133,788.80
Invoice	12/01/2017	2017E...	System FCFA:Repai...	Nipple 1" x 3" ...	1201 · From m...		3.05	133,785.75
Invoice	12/01/2017	2017E...	System FCFA:Repai...	Coupling 2"	1201 · From m...		3.05	133,782.70
Invoice	12/01/2017	2017E...	System FCFA:Repai...	Coupling 3"	1201 · From m...		5.76	133,776.94
Invoice	12/01/2017	2017E...	System FCFA:Repai...	Pipe 3" SDR1...	1201 · From m...		1,036.43	132,740.51
Invoice	12/01/2017	2017E...	System FCFA:Repai...	POLYCAM Tr...	1201 · From m...		58.77	132,681.74
Invoice	12/01/2017	2017E...	System FCFA:Repai...	Pipe 2" SDR1...	1201 · From m...		5.54	132,676.20
Invoice	12/01/2017	2017E...	System FCFA:Repai...	POLYCAM Tr...	1201 · From m...		69.26	132,606.94
Invoice	12/01/2017	2017E...	System FCFA:Repai...	Pipe 1" POLY	1201 · From m...		1.67	132,605.27
Invoice	12/01/2017	2017E...	System FCFA:Repai...	Cap 1" Glue fit	1201 · From m...		0.56	132,604.71
Invoice	12/01/2017	2017E...	System FCFA:Repai...	POLYCAM Tr...	1201 · From m...		69.26	132,535.45
Invoice	12/01/2017	2017E...	System FCFA:Repai...	Pipe 1" POLY	1201 · From m...		29.98	132,505.47
Invoice	12/01/2017	2017E...	System FCFA:Repai...	Cap 3/4" pvc t...	1201 · From m...		0.73	132,504.74
Invoice	12/01/2017	2017E...	System FCFA:Repai...	Cap 1" Glue fit	1201 · From m...		0.56	132,504.18
Invoice	12/01/2017	2017E...	System FCFA:Repai...	Stopcock 1"(Ir...	1201 · From m...		61.21	132,442.97
Invoice	12/01/2017	2017E...	System FCFA:Repai...	Nipple 1" x 2" ...	1201 · From m...		4.07	132,438.90
Invoice	12/01/2017	2017E...	System FCFA:Repai...	Nipple 1" x 9" ...	1201 · From m...		3.25	132,435.65
Invoice	12/01/2017	2017E...	System FCFA:Repai...	Nipple 1" x 4" ...	1201 · From m...		1.95	132,433.70
Invoice	12/01/2017	2017E...	System FCFA:Repai...	Nipple 1" x 2" ...	1201 · From m...		1.36	132,432.34
Invoice	12/01/2017	2017E...	System FCFA:Repai...	Coupling 2"	1201 · From m...		3.05	132,429.29
Invoice	12/01/2017	2017E...	System FCFA:Repai...	Coupling 2"	1201 · From m...		3.05	132,426.24
Invoice	12/01/2017	2017E...	System FCFA:Repai...	Cap 1" Glue fit	1201 · From m...		0.56	132,425.68
Invoice	12/01/2017	2017E...	System FCFA:Repai...	Coupling, 4"	1201 · From m...		21.28	132,404.40
Invoice	12/01/2017	2017E...	System FCFA:Repai...	Cap 1" PVC t...	1201 · From m...		1.01	132,403.39
Invoice	12/01/2017	2017E...	System FCFA:Repai...	Coupling 2"	1201 · From m...		3.05	132,400.34
Invoice	12/01/2017	2017E...	System FCFA:Repai...	Cap 1" Glue fit	1201 · From m...		0.56	132,399.78
Invoice	12/01/2017	2017E...	System FCFA:Repai...	Pipe 1 1/4" P...	1201 · From m...		3.25	132,396.53
Invoice	12/01/2017	2017E...	System FCFA:Repai...	Reducer 1 1/4...	1201 · From m...		12.81	132,383.72
Invoice	12/01/2017	2017E...	System FCFA:Repai...	Pipe 1 1/4" P...	1201 · From m...		13.01	132,370.71
Invoice	12/01/2017	2017E...	System FCFA:Repai...	Pipe 1" POLY	1201 · From m...		4.58	132,366.13
Invoice	12/01/2017	2017E...	System FCFA:Repai...	POLYCAM Tr...	1201 · From m...		86.14	132,279.99
Invoice	12/01/2017	2017E...	System FCFA:Repai...	"Coupling 1""	1201 · From m...		1.40	132,278.59
Invoice	12/01/2017	2017...	System FCFA:New ...	Reducer 2" x ...	1201 · From m...		10.05	132,268.54
Invoice	12/01/2017	2017...	System FCFA:New ...	Nipple 1 1/4" ...	1201 · From m...		4.36	132,264.18
Invoice	12/01/2017	2017...	System FCFA:New ...	Stopcock 1 1/...	1201 · From m...		95.54	132,168.64
Invoice	12/01/2017	2017...	System FCFA:New ...	Cap 1" Glue fit	1201 · From m...		1.69	132,166.95
Invoice	12/01/2017	2017...	System FCFA:New ...	Pipe 1 1/4" P...	1201 · From m...		329.22	131,837.73
Invoice	12/01/2017	2017...	System FCFA:New ...	POLYCAM Tr...	1201 · From m...		48.38	131,789.35
Invoice	12/01/2017	2017...	System FCFA:New ...	Riser 1 1/4"an...	1201 · From m...		102.20	131,687.15
Invoice	12/01/2017	2017...	System FCFA:New ...	Pipe 4" SDR1...	1201 · From m...		2,929.82	128,757.33
Invoice	12/01/2017	2017...	System FCFA:New ...	Coupling, 4"	1201 · From m...		14.19	128,743.14
Invoice	12/01/2017	2017...	System FCFA:New ...	"Cap 4""	1201 · From m...		17.08	128,726.06
Invoice	12/01/2017	2017...	System FCFA:New ...	Cap 1" Glue fit	1201 · From m...		1.12	128,724.94
Invoice	12/01/2017	2017...	System FCFA:New ...	POLYCAM Tr...	1201 · From m...		177.56	128,547.38
Invoice	12/01/2017	2017...	System FCFA:New ...	Pipe 2" SDR1...	1201 · From m...		2,214.98	126,332.40

Navitas Utility Corporation
General Ledger
As of December 31, 2017

Type	Date	Num	Name	Memo	Split	Debit	Credit	Balance
Invoice	12/01/2017	2017...	System FCFA:New ...	Cap, 2" socke...	1201 · From m...		3.12	126,329.28
Invoice	12/01/2017	2017...	System FCFA:New ...	Coupling 1" SF	1201 · From m...		9.10	126,320.18
Invoice	12/01/2017	2017...	System FCFA:New ...	Tap 4" x 1" P.E.	1201 · From m...		44.49	126,275.69
Invoice	12/01/2017	2017...	System FCFA:New ...	Pipe 1" POLY	1201 · From m...		4.16	126,271.53
Invoice	12/01/2017	2017...	System FCFA:New ...	Pipe 4" SDR1...	1201 · From m...		1,464.91	124,806.62
Invoice	12/01/2017	2017...	System FCFA:New ...	Pipe 6" casin...	1201 · From m...		2,292.87	122,513.75
Invoice	12/01/2017	2017...	System FCFA:New ...	Pipe 2" TC40 ...	1201 · From m...		113.28	122,400.47
Invoice	12/01/2017	2017...	System FCFA:New ...	Pipe 1 1/4" P...	1201 · From m...		353.94	122,046.53
Invoice	12/01/2017	2017...	System FCFA:New ...	Tee 1 1/4" SF	1201 · From m...		4.44	122,042.09
Invoice	12/01/2017	2017...	System FCFA:New ...	Reducer 1 1/4...	1201 · From m...		15.85	122,026.24
Invoice	12/01/2017	2017...	System FCFA:New ...	Riser 1 1/4"an...	1201 · From m...		51.10	121,975.14
Invoice	12/01/2017	2017...	System FCFA:New ...	Stopcock 1 1/...	1201 · From m...		47.77	121,927.37
Invoice	12/01/2017	2017...	System FCFA:New ...	EXCESS FLO...	1201 · From m...		36.71	121,890.66
Invoice	12/01/2017	2017S...	System FCFA:New ...	Pipe 2" SDR1...	1201 · From m...		1.85	121,888.81
Invoice	12/01/2017	2017S...	System FCFA:New ...	Riser 1" anod...	1201 · From m...		33.91	121,854.90
Invoice	12/01/2017	2017S...	System FCFA:New ...	Stopcock 1"(Ir...	1201 · From m...		30.60	121,824.30
Invoice	12/01/2017	2017S...	System FCFA:New ...	Ell, 1" poly SF	1201 · From m...		6.90	121,817.40
Invoice	12/01/2017	2017S...	System FCFA:New ...	EXCESS FLO...	1201 · From m...		36.71	121,780.69
Invoice	12/01/2017	2017S...	System FCFA:New ...	Reducer 2" x ...	1201 · From m...		7.90	121,772.79
Invoice	12/01/2017	2017S...	System FCFA:New ...	Coupling 1" SF	1201 · From m...		2.27	121,770.52
Invoice	12/01/2017	2017S...	System FCFA:New ...	Pipe 1 1/4" P...	1201 · From m...		476.26	121,294.26
Invoice	12/01/2017	2017S...	System FCFA:New ...	Cap 1" Glue fit	1201 · From m...		1.12	121,293.14
Invoice	12/01/2017	2017S...	System FCFA:New ...	Plug 1" LP	1201 · From m...		5.44	121,287.70
Invoice	12/01/2017	2017S...	System FCFA:New ...	Plug 1" LP	1201 · From m...		1.81	121,285.89
Invoice	12/01/2017	2017S...	System FCFA:New ...	Stopcock 1"(Ir...	1201 · From m...		30.60	121,255.29
Invoice	12/01/2017	2017S...	System FCFA:New ...	Tap 4" x 1" P.E.	1201 · From m...		11.12	121,244.17
Invoice	12/01/2017	2017S...	System FCFA:New ...	Riser 1" anod...	1201 · From m...		33.91	121,210.26
Invoice	12/01/2017	2017S...	System FCFA:New ...	Pipe 1" POLY	1201 · From m...		3.33	121,206.93
Invoice	12/01/2017	2017S...	System FCFA:New ...	Coupling 1" LP	1201 · From m...		2.33	121,204.60
Invoice	12/01/2017	2017S...	System FCFA:New ...	Cap 1" Glue fit	1201 · From m...		0.56	121,204.04
Invoice	12/01/2017	2017S...	System FCFA:New ...	"Cap 4""	1201 · From m...		8.54	121,195.50
Invoice	12/01/2017	2017S...	System FCFA:New ...	Reducer 2" x ...	1201 · From m...		7.90	121,187.60
Invoice	12/01/2017	2017S...	System FCFA:New ...	Cap 2" Poly b...	1201 · From m...		4.01	121,183.59
Invoice	12/01/2017	2017S...	System FCFA:New ...	Tee 2" BF	1201 · From m...		11.44	121,172.15
Invoice	12/01/2017	2017S...	System FCFA:New ...	Compression ...	1201 · From m...		116.78	121,055.37
Invoice	12/01/2017	2017S...	System FCFA:New ...	Stopcock 1"(Ir...	1201 · From m...		30.60	121,024.77
Invoice	12/01/2017	2017S...	System FCFA:New ...	Pipe 2" SDR1...	1201 · From m...		18.46	121,006.31
Invoice	12/01/2017	2017S...	System FCFA:New ...	Pipe 1" POLY	1201 · From m...		7.50	120,998.81
Invoice	12/01/2017	2017S...	System FCFA:New ...	Riser 1" anod...	1201 · From m...		33.91	120,964.90
Invoice	12/01/2017	2017S...	System FCFA:New ...	Cap 1" Glue fit	1201 · From m...		1.69	120,963.21
Invoice	12/01/2017	2017S...	System FCFA:New ...	Tee, 1 1/4" po...	1201 · From m...		11.69	120,951.52
Invoice	12/01/2017	2017S...	System FCFA:New ...	Pipe 1 1/4" P...	1201 · From m...		650.63	120,300.89
Invoice	12/01/2017	2017S...	System FCFA:New ...	Riser 1 1/4"an...	1201 · From m...		153.30	120,147.59
Invoice	12/01/2017	2017S...	System FCFA:New ...	Reducer 1 1/4...	1201 · From m...		10.75	120,136.84
Invoice	12/01/2017	2017S...	System FCFA:New ...	Reducer 1 1/4...	1201 · From m...		6.40	120,130.44
Invoice	12/01/2017	2017S...	System FCFA:New ...	Tap 2" x 1" sa...	1201 · From m...		64.99	120,065.45
Invoice	12/01/2017	2017S...	System FCFA:New ...	Reducer 1 1/4...	1201 · From m...		5.37	120,060.08
Invoice	12/01/2017	2017S...	System FCFA:New ...	Stopcock 1"(Ir...	1201 · From m...		30.60	120,029.48
Invoice	12/01/2017	2017S...	System FCFA:New ...	Cap 1" Glue fit	1201 · From m...		0.56	120,028.92

Navitas Utility Corporation
General Ledger
As of December 31, 2017

Type	Date	Num	Name	Memo	Split	Debit	Credit	Balance
Invoice	12/01/2017	2017S...	System FCFA:New ...	Coupling 1" LP	1201 · From m...		2.33	120,026.59
Invoice	12/01/2017	2017S...	System FCFA:New ...	Nipple 1" x 2" ...	1201 · From m...		1.36	120,025.23
Invoice	12/01/2017	2017S...	System FCFA:New ...	Pipe 1" POLY	1201 · From m...		0.42	120,024.81
Invoice	12/01/2017	2017S...	System FCFA:New ...	Pipe 1 1/4" P...	1201 · From m...		0.65	120,024.16
Invoice	12/01/2017	2017S...	System FCFA:New ...	Riser 1 1/4"an...	1201 · From m...		51.10	119,973.06
Invoice	12/01/2017	2017S...	System FCFA:New ...	EXCESS FLO...	1201 · From m...		41.21	119,931.85
Invoice	12/01/2017	2017S...	System FCFA:New ...	Tap 2" x 1" sa...	1201 · From m...		64.99	119,866.86
Invoice	12/01/2017	2017S...	System FCFA:New ...	Stopcock 1"(Ir...	1201 · From m...		30.60	119,836.26
Invoice	12/01/2017	2017S...	System FCFA:New ...	Nipple 1" x 2" ...	1201 · From m...		1.36	119,834.90
Invoice	12/01/2017	2017S...	System FCFA:New ...	Coupling 1" LP	1201 · From m...		2.33	119,832.57
Invoice	12/01/2017	2017S...	System FCFA:New ...	EXCESS FLO...	1201 · From m...		36.71	119,795.86
Invoice	12/01/2017	2017S...	System FCFA:New ...	Riser 1" anod...	1201 · From m...		33.91	119,761.95
Invoice	12/01/2017	2017S...	System FCFA:New ...	Pipe 1" POLY	1201 · From m...		3.33	119,758.62
Invoice	12/01/2017	2017S...	System FCFA:New ...	Pipe 1 1/4" P...	1201 · From m...		7.81	119,750.81
Invoice	12/01/2017	2017S...	System FCFA:New ...	Coupling 1 1/...	1201 · From m...		9.77	119,741.04
Invoice	12/01/2017	2017S...	System FCFA:New ...	Tee 1 1/4" SF	1201 · From m...		4.44	119,736.60
Invoice	12/01/2017	2017S...	System FCFA:New ...	EXCESS FLO...	1201 · From m...		36.71	119,699.89
Invoice	12/01/2017	2017S...	System FCFA:New ...	Stopcock 1 1/...	1201 · From m...		47.77	119,652.12
Invoice	12/01/2017	2017S...	System FCFA:New ...	Riser 1" anod...	1201 · From m...		33.91	119,618.21
Invoice	12/01/2017	2017S...	System FCFA:New ...	Reducer 1 1/4...	1201 · From m...		6.40	119,611.81
Invoice	12/01/2017	2017S...	System FCFA:New ...	Riser 1 1/4"an...	1201 · From m...		51.10	119,560.71
Invoice	12/01/2017	2017S...	System FCFA:New ...	Reducer 1 1/4...	1201 · From m...		5.37	119,555.34
Invoice	12/01/2017	2017S...	System FCFA:New ...	Stopcock 1"(Ir...	1201 · From m...		30.60	119,524.74
Invoice	12/01/2017	2017S...	System FCFA:New ...	Nipple 1" x 2" ...	1201 · From m...		1.36	119,523.38
Invoice	12/01/2017	2017S...	System FCFA:New ...	Plug 1" LP	1201 · From m...		1.81	119,521.57
Invoice	12/01/2017	2017S...	System FCFA:New ...	Cap 1" Glue fit	1201 · From m...		0.56	119,521.01
Invoice	12/01/2017	2017S...	System FCFA:New ...	Pipe 1 1/4" P...	1201 · From m...		48.15	119,472.86
Invoice	12/01/2017	2017S...	System FCFA:New ...	EXCESS FLO...	1201 · From m...		36.71	119,436.15
Invoice	12/01/2017	2017S...	System FCFA:New ...	Tap 2" x 1" sa...	1201 · From m...		64.99	119,371.16
Invoice	12/01/2017	2017S...	System FCFA:New ...	EXCESS FLO...	1201 · From m...		36.71	119,334.45
Invoice	12/01/2017	2017S...	System FCFA:New ...	Riser 1" anod...	1201 · From m...		33.91	119,300.54
Invoice	12/01/2017	2017S...	System FCFA:New ...	"Tap 3" x 1"" ...	1201 · From m...		14.79	119,285.75
Invoice	12/01/2017	2017S...	System FCFA:New ...	Stopcock 1"(Ir...	1201 · From m...		30.60	119,255.15
Invoice	12/01/2017	2017S...	System FCFA:New ...	Coupling 1" SF	1201 · From m...		4.55	119,250.60
Invoice	12/01/2017	2017S...	System FCFA:New ...	Pipe 1 1/4" P...	1201 · From m...		463.25	118,787.35
Invoice	12/01/2017	2017S...	System FCFA:New ...	"Tap 3" x 1"" ...	1201 · From m...		14.79	118,772.56
Invoice	12/01/2017	2017S...	System FCFA:New ...	Reducer 1 1/4...	1201 · From m...		12.81	118,759.75
Invoice	12/01/2017	2017S...	System FCFA:New ...	Riser 1" anod...	1201 · From m...		33.91	118,725.84
Invoice	12/01/2017	2017S...	System FCFA:New ...	Stopcock 1"(Ir...	1201 · From m...		30.60	118,695.24
Invoice	12/01/2017	2017S...	System FCFA:New ...	Cap 1" Glue fit	1201 · From m...		0.56	118,694.68
Invoice	12/01/2017	2017S...	System FCFA:New ...	Pipe 1" POLY	1201 · From m...		8.33	118,686.35
Invoice	12/01/2017	2017S...	System FCFA:New ...	Tap 2"x1" Bra...	1201 · From m...		8.17	118,678.18
Invoice	12/01/2017	2017S...	System FCFA:New ...	Coupling 1" SF	1201 · From m...		9.10	118,669.08
Invoice	12/01/2017	2017S...	System FCFA:New ...	Riser 1" anod...	1201 · From m...		33.91	118,635.17
Invoice	12/01/2017	2017S...	System FCFA:New ...	EXCESS FLO...	1201 · From m...		36.71	118,598.46
Invoice	12/01/2017	2017S...	System FCFA:New ...	Stopcock 1"(Ir...	1201 · From m...		30.60	118,567.86
Invoice	12/01/2017	2017S...	System FCFA:New ...	Nipple 1 1/4" ...	1201 · From m...		6.16	118,561.70
Invoice	12/01/2017	2017S...	System FCFA:New ...	"Nipple 1 1/4"...	1201 · From m...		3.60	118,558.10
Invoice	12/01/2017	2017S...	System FCFA:New ...	Stopcock 1 1/...	1201 · From m...		95.54	118,462.56

Navitas Utility Corporation
General Ledger
As of December 31, 2017

Type	Date	Num	Name	Memo	Split	Debit	Credit	Balance
Invoice	12/01/2017	2017S...	System FCFA:New ...	Union, 1 1/4" ...	1201 · From m...		5.64	118,456.92
Invoice	12/01/2017	2017S...	System FCFA:New ...	Cap 1" Glue fit	1201 · From m...		1.69	118,455.23
Invoice	12/01/2017	2017S...	System FCFA:New ...	Stopcock, 2" l...	1201 · From m...		63.51	118,391.72
Invoice	12/01/2017	2017S...	System FCFA:New ...	Valve 2" BF 1...	1201 · From m...		104.00	118,287.72
Invoice	12/01/2017	2017S...	System FCFA:New ...	Valve box, 24...	1201 · From m...		109.57	118,178.15
Invoice	12/01/2017	2017S...	System FCFA:New ...	Pipe 2" SDR1...	1201 · From m...		2,307.28	115,870.87
Invoice	12/01/2017	2017S...	System FCFA:New ...	Reducer 2" x ...	1201 · From m...		20.10	115,850.77
Invoice	12/01/2017	2017S...	System FCFA:New ...	Tee 2" BF	1201 · From m...		22.87	115,827.90
Invoice	12/01/2017	2017S...	System FCFA:New ...	Pipe 2" SDR1...	1201 · From m...		5.54	115,822.36
Invoice	12/01/2017	2017S...	System FCFA:New ...	Pipe 1 1/4" P...	1201 · From m...		9.11	115,813.25
Invoice	12/01/2017	2017S...	System FCFA:New ...	Pipe 1 1/4" P...	1201 · From m...		15.62	115,797.63
Invoice	12/01/2017	2017S...	System FCFA:New ...	Riser 2" anod...	1201 · From m...		113.39	115,684.24
Invoice	12/01/2017	2017S...	System FCFA:New ...	Riser 1 1/4"an...	1201 · From m...		102.20	115,582.04
Invoice	12/01/2017	2017S...	System FCFA:New ...	POLYCAM Tr...	1201 · From m...		96.77	115,485.27
Invoice	12/01/2017	2017S...	System FCFA:New ...	Pipe 1 1/4" P...	1201 · From m...		756.03	114,729.24
Invoice	12/01/2017	2017S...	System FCFA:New ...	Cap 1" Glue fit	1201 · From m...		1.12	114,728.12
Invoice	12/01/2017	2017S...	System FCFA:New ...	Reducer 1 1/4...	1201 · From m...		12.81	114,715.31
Invoice	12/01/2017	2017S...	System FCFA:New ...	Tap 4" x 1" P.E.	1201 · From m...		11.12	114,704.19
Invoice	12/01/2017	2017S...	System FCFA:New ...	Riser 1" anod...	1201 · From m...		33.91	114,670.28
Invoice	12/01/2017	2017S...	System FCFA:New ...	Pipe 1" POLY	1201 · From m...		0.42	114,669.86
Invoice	12/01/2017	2017S...	System FCFA:New ...	Strainer-2" Y t...	1201 · From m...	0.00		114,669.86
Invoice	12/01/2017	2017S...	System FCFA:New ...	Pipe 2" TC40 ...	1201 · From m...		48.14	114,621.72
Invoice	12/01/2017	2017S...	System FCFA:New ...	Nipple 1/4" x ...	1201 · From m...		5.35	114,616.37
Invoice	12/01/2017	2017S...	System FCFA:New ...	NIPPLE 2" X ...	1201 · From m...		21.81	114,594.56
Invoice	12/01/2017	2017S...	System FCFA:New ...	Plug 1/4" pipe...	1201 · From m...		5.80	114,588.76
Invoice	12/01/2017	2017S...	System FCFA:New ...	"Bushing 2" x 1"	1201 · From m...		11.18	114,577.58
Invoice	12/01/2017	2017S...	System FCFA:New ...	Tee: 2" 2000...	1201 · From m...		152.32	114,425.26
Invoice	12/01/2017	2017S...	System FCFA:New ...	Flange 2" 150...	1201 · From m...		49.66	114,375.60
Invoice	12/01/2017	2017S...	System FCFA:New ...	Flange 4" 150...	1201 · From m...		34.04	114,341.56
Invoice	12/01/2017	2017S...	System FCFA:New ...	Gasket 2" 150...	1201 · From m...		1.42	114,340.14
Invoice	12/01/2017	2017S...	System FCFA:New ...	Gasket 4" 150...	1201 · From m...		0.89	114,339.25
Invoice	12/01/2017	2017...	System FCFALD:Re...	Transition 2" ...	1201 · From m...		52.11	114,287.14
Invoice	12/01/2017	2017...	System FCFALD:Re...	Pipe 2" SDR1...	1201 · From m...		31.38	114,255.76
Invoice	12/01/2017	2017...	System FCFALD:Re...	Nipple 1" x 8" ...	1201 · From m...		6.87	114,248.89
Invoice	12/01/2017	2017...	System FCFALD:Re...	Anode spike	1201 · From m...		27.42	114,221.47
Invoice	12/01/2017	2017...	System FCFALD:Re...	Union 2: ham...	1201 · From m...		23.89	114,197.58
Invoice	12/01/2017	2017...	System FCFALD:Re...	Flange 2" 150...	1201 · From m...		74.48	114,123.10
Invoice	12/01/2017	2017...	System FCFALD:Re...	"Cap 1" Butt ...	1201 · From m...		4.55	114,118.55
Invoice	12/01/2017	2017...	System FCFALD:Re...	Cap 1" LP	1201 · From m...		2.32	114,116.23
Invoice	12/01/2017	2017...	System FCFALD:Re...	Compression ...	1201 · From m...		43.67	114,072.56
Invoice	12/01/2017	2017...	System FCFALD:Re...	Compression ...	1201 · From m...		233.56	113,839.00
Invoice	12/01/2017	2017...	System FCFALD:Re...	Pipe 2" SDR1...	1201 · From m...		6.46	113,832.54
Invoice	12/01/2017	2017...	System FCFALD:Re...	"Cap 1" Butt ...	1201 · From m...		4.55	113,827.99
Invoice	12/01/2017	2017...	System FCFALD:Re...	Compression ...	1201 · From m...		43.67	113,784.32
Invoice	12/01/2017	2017...	System FCFALD:Re...	Stopcock 1"(Ir...	1201 · From m...		30.60	113,753.72
Invoice	12/01/2017	2017...	System FCFALD:Re...	Riser 1" anod...	1201 · From m...		33.91	113,719.81
Invoice	12/01/2017	2017...	System FCFALD:Re...	Nipple 1" x 3" ...	1201 · From m...		1.53	113,718.28
Invoice	12/01/2017	2017...	System FCFALD:Re...	Compression ...	1201 · From m...		43.67	113,674.61
Invoice	12/01/2017	2017...	System FCFALD:Re...	"Cap 1" Butt ...	1201 · From m...		4.55	113,670.06

Navitas Utility Corporation
General Ledger
As of December 31, 2017

Type	Date	Num	Name	Memo	Split	Debit	Credit	Balance
Invoice	12/01/2017	2017...	System FCFALD:Re...	Compression ...	1201 · From m...		43.67	113,626.39
Invoice	12/01/2017	2017...	System FCFALD:Re...	Riser 1" anod...	1201 · From m...		33.91	113,592.48
Invoice	12/01/2017	2017...	System FCFALD:Re...	Ell 1" 90 degree	1201 · From m...		5.22	113,587.26
Invoice	12/01/2017	2017...	System FCFALD:Re...	Tee 1" x 1" x ...	1201 · From m...		7.54	113,579.72
Invoice	12/01/2017	2017...	System FCFALD:Re...	Nipple 1" x 4" ...	1201 · From m...		3.91	113,575.81
Invoice	12/01/2017	2017...	System FCFALD:Re...	Nipple 1" x 3" ...	1201 · From m...		4.58	113,571.23
Invoice	12/01/2017	2017...	System FCFALD:Re...	NIpple 1" x 6" ...	1201 · From m...		2.48	113,568.75
Invoice	12/01/2017	2017...	System FCFALD:Re...	Compression ...	1201 · From m...		43.67	113,525.08
Invoice	12/01/2017	2017...	System FCFALD:Re...	Riser 1" anod...	1201 · From m...		33.91	113,491.17
Invoice	12/01/2017	2017S...	System FCFALD:Re...	Compression ...	1201 · From m...		43.67	113,447.50
Invoice	12/01/2017	2017S...	System FCFALD:Re...	Riser 1" anod...	1201 · From m...		33.91	113,413.59
Invoice	12/01/2017	2017S...	System FCFALD:Re...	Stopcock 1"(Ir...	1201 · From m...		30.60	113,382.99
Invoice	12/01/2017	2017S...	System FCFALD:Re...	Nipple 1" x 2" ...	1201 · From m...		2.72	113,380.27
Invoice	12/01/2017	2017S...	System FCFALD:Re...	Nipple 1" x 4" ...	1201 · From m...		1.95	113,378.32
Invoice	12/01/2017	2017S...	System FCFALD:Re...	Spud, 20 Lt.	1201 · From m...		10.31	113,368.01
Invoice	12/01/2017	2017S...	System FCFALD:Re...	Pipe 2" SDR1...	1201 · From m...		17.54	113,350.47
Invoice	12/01/2017	2017S...	System FCFALD:Re...	Compression ...	1201 · From m...		116.78	113,233.69
Invoice	12/01/2017	2017N...	System FCFALD:Re...	Coupling 1" LP	1201 · From m...		2.33	113,231.36
Invoice	12/01/2017	2017N...	System FCFALD:Re...	Nipple 1" x 3 ...	1201 · From m...		1.44	113,229.92
Invoice	12/01/2017	2017N...	System FCFALD:Re...	Nipple 1" x 12...	1201 · From m...		5.12	113,224.80
Invoice	12/01/2017	2017N...	System FCFALD:Re...	Ell 1" 90 degree	1201 · From m...		5.22	113,219.58
Invoice	12/01/2017	2017N...	System FCFALD:Re...	Spud, 20 Lt.	1201 · From m...		10.31	113,209.27
Invoice	12/01/2017	2017...	System FCFALD:Re...	INSULATION ...	1201 · From m...		26.93	113,182.34
Invoice	12/01/2017	2017R...	System FCFALD:Re...	Nipple 1" x 4" ...	1201 · From m...		3.91	113,178.43
Invoice	12/01/2017	2017R...	System FCFALD:Re...	Ell 1" 90 degree	1201 · From m...		5.22	113,173.21
Invoice	12/01/2017	2017R...	System FCFALD:Re...	Tap 2"x1" Bra...	1201 · From m...		8.17	113,165.04
Invoice	12/01/2017	2017R...	System FCFALD:Re...	Ell 1" 90 degree	1201 · From m...		5.22	113,159.82
Invoice	12/01/2017	2017R...	System FCFALD:Re...	Tee 1" x 1" x ...	1201 · From m...		7.54	113,152.28
Invoice	12/01/2017	2017R...	System FCFALD:Re...	Coupling 1" LP	1201 · From m...		2.33	113,149.95
Invoice	12/01/2017	2017R...	System FCFALD:Re...	Nipple 1" x 10...	1201 · From m...		4.64	113,145.31
Invoice	12/01/2017	2017R...	System FCFALD:Re...	Nipple 1" x 4" ...	1201 · From m...		1.95	113,143.36
Invoice	12/01/2017	2017R...	System FCFALD:Re...	Spud, 20 Lt.	1201 · From m...		10.31	113,133.05
Invoice	12/01/2017	2017R...	System FCFALD:Re...	Anode spike	1201 · From m...		27.42	113,105.63
Invoice	12/01/2017	2017...	System FCFALD:Re...	Compression ...	1201 · From m...		233.56	112,872.07
Invoice	12/01/2017	2017...	System FCFALD:Re...	Pipe 2" SDR1...	1201 · From m...		2.77	112,869.30
Invoice	12/01/2017	2017...	System FCFALD:Re...	Pipe 2" SDR1...	1201 · From m...		18.46	112,850.84
Invoice	12/01/2017	2017...	System FCFALD:Re...	Compression ...	1201 · From m...		233.56	112,617.28
Invoice	12/01/2017	2017S...	System FCFALD:Re...	Nipple 1" x 3" ...	1201 · From m...		1.53	112,615.75
Invoice	12/01/2017	2017S...	System FCFALD:Re...	Compression ...	1201 · From m...		233.56	112,382.19
Invoice	12/01/2017	2017S...	System FCFALD:Re...	Pipe 2" SDR1...	1201 · From m...		3.69	112,378.50
Invoice	12/01/2017	2017S...	System FCFALD:Re...	Pipe 1" POLY	1201 · From m...		0.83	112,377.67
Invoice	12/01/2017	2017S...	System FCFALD:Re...	Compression ...	1201 · From m...		87.34	112,290.33
Invoice	12/01/2017	2017...	System FCFALD:Re...	Clamp 3" x 15...	1201 · From m...		193.20	112,097.13
Invoice	12/01/2017	2017...	System FCFALD:Re...	Compression ...	1201 · From m...		87.54	112,009.59
Invoice	12/01/2017	2017...	System FCFALD:Re...	Reducer 3" x ...	1201 · From m...		12.09	111,997.50
Invoice	12/01/2017	2017...	System FCFALD:Re...	Tee 2" BF	1201 · From m...		11.44	111,986.06
Invoice	12/01/2017	2017...	System FCFALD:Re...	Coupling, 1 1/...	1201 · From m...		72.57	111,913.49
Invoice	12/01/2017	2017...	System FCFALD:Re...	Anode spike	1201 · From m...		27.42	111,886.07
Invoice	12/01/2017	2017...	System FCFALD:Re...	Pipe 3" SDR1...	1201 · From m...		21.82	111,864.25

Navitas Utility Corporation
General Ledger
As of December 31, 2017

Type	Date	Num	Name	Memo	Split	Debit	Credit	Balance
Invoice	12/01/2017	2017...	System FCFALD:Re...	Pipe 2" SDR1...	1201 · From m...		38.76	111,825.49
Invoice	12/01/2017	2017...	System FCFALD:Ne...	Pipe 2" SDR1...	1201 · From m...		900.76	110,924.73
Invoice	12/01/2017	2017...	System FCFALD:Ne...	Pipe 1" POLY	1201 · From m...		60.38	110,864.35
Invoice	12/01/2017	2017...	System FCFALD:Ne...	Tee 2" BF	1201 · From m...		11.44	110,852.91
Invoice	12/01/2017	2017...	System FCFALD:Ne...	Valve 2" BF 1...	1201 · From m...		104.00	110,748.91
Invoice	12/01/2017	2017...	System FCFALD:Ne...	Coupling, 2" ...	1201 · From m...		245.79	110,503.12
Invoice	12/01/2017	2017...	System FCFALD:Ne...	Riser 1" anod...	1201 · From m...		101.73	110,401.39
Invoice	12/01/2017	2017...	System FCFALD:Ne...	EXCESS FLO...	1201 · From m...		110.14	110,291.25
Invoice	12/01/2017	2017...	System FCFALD:Ne...	Pipe 3" SDR1...	1201 · From m...		5,454.90	104,836.35
Invoice	12/01/2017	2017...	System FCFALD:Ne...	TAP; 2" X 2" ...	1201 · From m...		234.67	104,601.68
Invoice	12/01/2017	2017...	System FCFALD:Ne...	POLYCAM Tr...	1201 · From m...		96.77	104,504.91
Invoice	12/01/2017	2017...	System FCFALD:Ne...	Pipe 2" SDR1...	1201 · From m...		19.38	104,485.53
Invoice	12/01/2017	2017...	System FCFALD:Ne...	Reducer 3" x ...	1201 · From m...		24.18	104,461.35
Invoice	12/01/2017	2017...	System FCFALD:Ne...	Valve 2" BF 1...	1201 · From m...		208.01	104,253.34
Invoice	12/01/2017	2017...	System FCFALD:Ne...	Ell, 2" poly BF	1201 · From m...		15.39	104,237.95
Invoice	12/01/2017	2017...	System FCFALD:Ne...	NIPPLE 2" X ...	1201 · From m...		5.05	104,232.90
Invoice	12/01/2017	2017...	System FCFALD:Ne...	Nipple 2" x 4" ...	1201 · From m...		8.14	104,224.76
Invoice	12/01/2017	2017...	System FCFALD:Ne...	Tee 2" HP	1201 · From m...		26.49	104,198.27
Invoice	12/01/2017	2017...	System FCFALD:Ne...	BUSHING 2" ...	1201 · From m...		6.44	104,191.83
Invoice	12/01/2017	2017...	System FCFALD:Ne...	"Coupling 1/4""	1201 · From m...		0.91	104,190.92
Invoice	12/01/2017	2017...	System FCFALD:Ne...	Ell 1/4" LP	1201 · From m...		4.84	104,186.08
Invoice	12/01/2017	2017...	System FCFALD:Ne...	Ell, 1/4" street	1201 · From m...		4.14	104,181.94
Invoice	12/01/2017	2017...	System FCFALD:Ne...	Nipple 1/4" x ...	1201 · From m...		2.72	104,179.22
Invoice	12/01/2017	2017...	System FCFALD:Ne...	Nipple 1/4" x 6"	1201 · From m...		4.23	104,174.99
Invoice	12/01/2017	2017...	System FCFALD:Ne...	Nipple, 1/4" x 3"	1201 · From m...		2.50	104,172.49
Invoice	12/01/2017	2017S...	System FCFALD:Ne...	EXCESS FLO...	1201 · From m...		36.71	104,135.78
Invoice	12/01/2017	2017S...	System FCFALD:Ne...	Tap 2"x1" Bra...	1201 · From m...		8.17	104,127.61
Invoice	12/01/2017	2017S...	System FCFALD:Ne...	Riser 1 1/4"an...	1201 · From m...		51.10	104,076.51
Invoice	12/01/2017	2017S...	System FCFALD:Ne...	Riser 1" anod...	1201 · From m...		33.91	104,042.60
Invoice	12/01/2017	2017S...	System FCFALD:Ne...	Stopcock 1"(Ir...	1201 · From m...		30.60	104,012.00
Invoice	12/01/2017	2017S...	System FCFALD:Ne...	Nipple 1" x 4" ...	1201 · From m...		5.86	104,006.14
Invoice	12/01/2017	2017S...	System FCFALD:Ne...	Tee 1" x 1" x ...	1201 · From m...		7.54	103,998.60
Invoice	12/01/2017	2017S...	System FCFALD:Ne...	Ell 1" 90 degree	1201 · From m...		7.82	103,990.78
Invoice	12/01/2017	2017S...	System FCFALD:Ne...	Nipple 1" x 12...	1201 · From m...		5.12	103,985.66
Invoice	12/01/2017	2017S...	System FCFALD:Ne...	Nipple 1" x 3" ...	1201 · From m...		4.58	103,981.08
Invoice	12/01/2017	2017S...	System FCFALD:Ne...	Reducer 1 1/4...	1201 · From m...		5.37	103,975.71
Invoice	12/01/2017	2017S...	System FCFALD:Ne...	Plug 1/4" pipe...	1201 · From m...		1.45	103,974.26
Invoice	12/01/2017	2017S...	System FCFALD:Ne...	Pipe 1" POLY	1201 · From m...		24.98	103,949.28
Invoice	12/01/2017	2017S...	System FCFALD:Ne...	Pipe 1" POLY	1201 · From m...		9.99	103,939.29
Invoice	12/01/2017	2017S...	System FCFALD:Ne...	Riser 1" anod...	1201 · From m...		33.91	103,905.38
Invoice	12/01/2017	2017S...	System FCFALD:Ne...	EXCESS FLO...	1201 · From m...		36.71	103,868.67
Invoice	12/01/2017	2017S...	System FCFALD:Ne...	Tap 2" x 1" sa...	1201 · From m...		64.99	103,803.68
Invoice	12/01/2017	2017S...	System FCFALD:Ne...	Valve 1" bras...	1201 · From m...		13.99	103,789.69
Invoice	12/01/2017	2017S...	System FCFALD:Ne...	Tap 2" x 1" sa...	1201 · From m...		64.99	103,724.70
Invoice	12/01/2017	2017S...	System FCFALD:Ne...	EXCESS FLO...	1201 · From m...		36.71	103,687.99
Invoice	12/01/2017	2017S...	System FCFALD:Ne...	Pipe 1" POLY	1201 · From m...		29.15	103,658.84
Invoice	12/01/2017	2017S...	System FCFALD:Ne...	Riser 1" anod...	1201 · From m...		33.91	103,624.93
Invoice	12/01/2017	2017S...	System FCFALD:Ne...	Valve 1" bras...	1201 · From m...		13.99	103,610.94
Invoice	12/01/2017	2017S...	System FCFALD:Ne...	Tap 2" x 1" sa...	1201 · From m...		64.99	103,545.95

Navitas Utility Corporation
General Ledger
As of December 31, 2017

Type	Date	Num	Name	Memo	Split	Debit	Credit	Balance
Invoice	12/01/2017	2017S...	System FCFALD:Ne...	EXCESS FLO...	1201 · From m...		36.71	103,509.24
Invoice	12/01/2017	2017S...	System FCFALD:Ne...	Riser 1" anod...	1201 · From m...		33.91	103,475.33
Invoice	12/01/2017	2017S...	System FCFALD:Ne...	Valve 1" bras...	1201 · From m...		13.99	103,461.34
Invoice	12/01/2017	2017S...	System FCFALD:Ne...	Nipple 1" x 2" ...	1201 · From m...		2.72	103,458.62
Invoice	12/01/2017	2017S...	System FCFALD:Ne...	Ell 1" 90 degree	1201 · From m...		5.22	103,453.40
Invoice	12/01/2017	2017S...	System FCFALD:Ne...	Tap 2" x 1" sa...	1201 · From m...		64.99	103,388.41
Invoice	12/01/2017	2017S...	System FCFALD:Ne...	EXCESS FLO...	1201 · From m...		36.71	103,351.70
Invoice	12/01/2017	2017S...	System FCFALD:Ne...	Pipe 1" POLY	1201 · From m...		29.15	103,322.55
Invoice	12/01/2017	2017S...	System FCFALD:Ne...	Riser 1" anod...	1201 · From m...		33.91	103,288.64
Invoice	12/01/2017	2017S...	System FCFALD:Ne...	Valve 1" bras...	1201 · From m...		13.99	103,274.65
Invoice	12/01/2017	2017S...	System FCFALD:Ne...	Ell 1" 90 degree	1201 · From m...		5.22	103,269.43
Invoice	12/01/2017	2017S...	System FCFALD:Ne...	Coupling 1" LP	1201 · From m...		2.33	103,267.10
Invoice	12/01/2017	2017S...	System FCFALD:Ne...	Nipple 1" x 10...	1201 · From m...		4.64	103,262.46
Invoice	12/01/2017	2017S...	System FCFALD:Ne...	Nipple 1" x 4" ...	1201 · From m...		1.95	103,260.51
Invoice	12/01/2017	2017S...	System FCFALD:Ne...	Spud, 20 Lt.	1201 · From m...		10.31	103,250.20
Invoice	12/01/2017	2017S...	System FCFALD:Ne...	Tap 2" x 1" sa...	1201 · From m...		64.99	103,185.21
Invoice	12/01/2017	2017S...	System FCFALD:Ne...	EXCESS FLO...	1201 · From m...		36.71	103,148.50
Invoice	12/01/2017	2017S...	System FCFALD:Ne...	Riser 1" anod...	1201 · From m...		33.91	103,114.59
Invoice	12/01/2017	2017S...	System FCFALD:Ne...	Valve 1" bras...	1201 · From m...		13.99	103,100.60
Invoice	12/01/2017	2017S...	System FCFALD:Ne...	Nipple 1" x 3" ...	1201 · From m...		3.05	103,097.55
Invoice	12/01/2017	2017S...	System FCFALD:Ne...	Nipple 1" x 4" ...	1201 · From m...		1.95	103,095.60
Invoice	12/01/2017	2017S...	System FCFALD:Ne...	Spud, 20 Lt.	1201 · From m...		10.31	103,085.29
Invoice	12/01/2017	2017S...	System FCFALD:Ne...	Ell 1" 90 degree	1201 · From m...		5.22	103,080.07
Invoice	12/01/2017	2017S...	System FCFALD:Ne...	Tee, 1" polY BF	1201 · From m...		6.61	103,073.46
Invoice	12/01/2017	2017S...	System FCFALD:Ne...	Reducer 2" x ...	1201 · From m...		15.80	103,057.66
Invoice	12/01/2017	2017S...	System FCFALD:Ne...	Pipe 2" SDR1...	1201 · From m...		885.99	102,171.67
Invoice	12/01/2017	2017S...	System FCFALD:Ne...	Pipe 1" POLY	1201 · From m...		19.15	102,152.52
Invoice	12/01/2017	2017S...	System FCFALD:Ne...	Riser 1" anod...	1201 · From m...		33.91	102,118.61
Invoice	12/01/2017	2017S...	System FCFALD:Ne...	EXCESS FLO...	1201 · From m...		36.71	102,081.90
Invoice	12/01/2017	2017S...	System FCFALD:Ne...	Valve 1" bras...	1201 · From m...		13.99	102,067.91
Invoice	12/01/2017	2017S...	System FCFALD:Ne...	Nipple 1" x 4" ...	1201 · From m...		3.91	102,064.00
Invoice	12/01/2017	2017S...	System FCFALD:Ne...	Nipple 1" x 3" ...	1201 · From m...		1.53	102,062.47
Invoice	12/01/2017	2017S...	System FCFALD:Ne...	Valve 1" bras...	1201 · From m...		13.99	102,048.48
Invoice	12/01/2017	2017S...	System FCFALD:Ne...	Nipple 1" x 3" ...	1201 · From m...		3.05	102,045.43
Invoice	12/01/2017	2017S...	System FCFALD:Ne...	Nipple 1" x 5" ...	1201 · From m...		1.83	102,043.60
Invoice	12/01/2017	2017S...	System FCFALD:Ne...	Nipple 1" x 12...	1201 · From m...		5.12	102,038.48
Invoice	12/01/2017	2017S...	System FCFALD:Ne...	Ell 1" 90 degree	1201 · From m...		5.22	102,033.26
Invoice	12/01/2017	2017S...	System FCFALD:Ne...	Tee 1" x 1" x ...	1201 · From m...		7.54	102,025.72
Invoice	12/01/2017	2017S...	System FCFALD:Ne...	Riser 1" anod...	1201 · From m...		33.91	101,991.81
Invoice	12/01/2017	2017S...	System FCFALD:Ne...	Tap 2" x 1" sa...	1201 · From m...		64.99	101,926.82
Invoice	12/01/2017	2017S...	System FCFALD:Ne...	Spud, 20 Lt.	1201 · From m...		10.31	101,916.51
Invoice	12/01/2017	2017S...	System FCFALD:Ne...	EXCESS FLO...	1201 · From m...		36.71	101,879.80
Invoice	12/01/2017	2017J...	System NTNNG:Re...	Tap 2" x 1" sa...	1201 · From m...		64.99	101,814.81
Invoice	12/01/2017	2017J...	System NTNNG:Re...	Pipe 2" SDR1...	1201 · From m...		2.77	101,812.04
Invoice	12/01/2017	2017J...	System NTNNG:Re...	Spud, 20 Lt.	1201 · From m...		10.31	101,801.73
Invoice	12/01/2017	2017J...	System NTNNG:Re...	Stopcock 3/4"...	1201 · From m...		19.29	101,782.44
Invoice	12/01/2017	2017J...	System NTNNG:Re...	RISER, 1" X 3...	1201 · From m...		34.18	101,748.26
Invoice	12/01/2017	2017J...	System NTNNG:Re...	Stopcock 1"(Ir...	1201 · From m...		30.60	101,717.66
Invoice	12/01/2017	2017J...	System NTNNG:Re...	Coupler, 1" x ...	1201 · From m...		42.51	101,675.15

Navitas Utility Corporation
General Ledger
As of December 31, 2017

Type	Date	Num	Name	Memo	Split	Debit	Credit	Balance
Invoice	12/01/2017	2017J...	System NTNNG:Re...	COUPLING, ...	1201 · From m...		24.47	101,650.68
Invoice	12/01/2017	2017J...	System NTNNG:Re...	Cap, 3/4" butt...	1201 · From m...	0.00		101,650.68
Invoice	12/01/2017	2017J...	System NTNNG:Re...	PIPE, 3/4" SD...	1201 · From m...		0.28	101,650.40
Invoice	12/01/2017	2017J...	System NTNNG:Re...	Stopcock 1"(Ir...	1201 · From m...		30.60	101,619.80
Invoice	12/01/2017	2017J...	System NTNNG:Re...	COUPLING, ...	1201 · From m...		24.47	101,595.33
Invoice	12/01/2017	2017J...	System NTNNG:Re...	Cap 2" Poly b...	1201 · From m...		4.01	101,591.32
Invoice	12/01/2017	2017J...	System NTNNG:Re...	COUPLING, ...	1201 · From m...		48.93	101,542.39
Invoice	12/01/2017	2017J...	System NTNNG:Re...	PIPE, 3/4" SD...	1201 · From m...		0.85	101,541.54
Invoice	12/01/2017	2017J...	System NTNNG:Re...	Cap 2" Poly b...	1201 · From m...		4.01	101,537.53
Invoice	12/01/2017	2017J...	System NTNNG:Re...	PIPE, 3/4" SD...	1201 · From m...		36.68	101,500.85
Invoice	12/01/2017	2017J...	System NTNNG:Re...	Coupling colla...	1201 · From m...		3.14	101,497.71
Invoice	12/01/2017	2017J...	System NTNNG:Re...	COUPLING, ...	1201 · From m...		24.47	101,473.24
Invoice	12/01/2017	2017J...	System NTNNG:Re...	PIPE, 3/4" SD...	1201 · From m...		0.28	101,472.96
Invoice	12/01/2017	2017J...	System NTNNG:Re...	CAP, 3/4" SO...	1201 · From m...		2.46	101,470.50
Invoice	12/01/2017	2017J...	System NTNNG:Re...	TAP; 2" X 3/4...	1201 · From m...		69.33	101,401.17
Invoice	12/01/2017	2017J...	System NTNNG:Re...	Clamp 2" x 6"...	1201 · From m...		66.49	101,334.68
Invoice	12/01/2017	2017J...	System NTNNG:Re...	COUPLING, ...	1201 · From m...		24.47	101,310.21
Invoice	12/01/2017	2017J...	System NTNNG:Re...	CAP, 3/4" SO...	1201 · From m...		2.46	101,307.75
Invoice	12/01/2017	2017J...	System NTNNG:Re...	PIPE, 3/4" SD...	1201 · From m...		0.28	101,307.47
Invoice	12/01/2017	2017A...	System NKYNG:Re...	Coupling 2" 3...	1201 · From m...		11.54	101,295.93
Invoice	12/01/2017	2017A...	System NKYNG:Re...	Ell 2" 90 degr...	1201 · From m...		5.36	101,290.57
Invoice	12/01/2017	2017A...	System NKYNG:Re...	NIPPLE 2" X ...	1201 · From m...		10.91	101,279.66
Invoice	12/01/2017	2017S...	System NTNNG:Ne...	Pipe 1" POLY	1201 · From m...		205.29	101,074.37
Invoice	12/01/2017	2017S...	System NTNNG:Ne...	PIPE, 3/4" SD...	1201 · From m...		2.82	101,071.55
Invoice	12/01/2017	2017S...	System NTNNG:Ne...	Riser 1" anod...	1201 · From m...		33.91	101,037.64
Invoice	12/01/2017	2017S...	System NTNNG:Ne...	Stopcock 1"(Ir...	1201 · From m...		30.60	101,007.04
Invoice	12/01/2017	2017S...	System NTNNG:Ne...	Coupling 1" SF	1201 · From m...		6.82	101,000.22
Invoice	12/01/2017	2017S...	System NTNNG:Ne...	TAP; 2" X 3/4...	1201 · From m...		69.33	100,930.89
Invoice	12/01/2017	2017S...	System NTNNG:Ne...	Reducer, 1" x ...	1201 · From m...		3.05	100,927.84
Invoice	12/01/2017	2017S...	System NTNNG:Ne...	VALVE, 1" po...	1201 · From m...		66.78	100,861.06
Invoice	12/01/2017	2017S...	System NTNNG:Ne...	Spud, 30 Lt.	1201 · From m...		10.00	100,851.06
Invoice	12/01/2017	2017S...	System NTNNG:Ne...	Ell 1" street LP	1201 · From m...		6.03	100,845.03
Invoice	12/01/2017	2017S...	System NTNNG:Ne...	Nipple 1" x 3" ...	1201 · From m...		1.53	100,843.50
Invoice	12/01/2017	2017S...	System NTNNG:Ne...	Nipple 1" x 4" ...	1201 · From m...		1.95	100,841.55
Invoice	12/01/2017	2017S...	System NTNNG:Ne...	Valve box, Ha...	1201 · From m...		82.17	100,759.38
Invoice	12/01/2017	2017S...	System NTNNG:Ne...	NIPPLE 1 1/2...	1201 · From m...		3.18	100,756.20
Invoice	12/01/2017	2017S...	System NTNNG:Ne...	Nipple 1 1/2" ...	1201 · From m...		1.84	100,754.36
Invoice	12/01/2017	2017S...	System NTNNG:Ne...	Tee 1 1/2"	1201 · From m...	0.00		100,754.36
Invoice	12/01/2017	2017S...	System NTNNG:Ne...	Bushing 1 1/4...	1201 · From m...	0.00		100,754.36
Invoice	12/01/2017	2017S...	System NTNNG:Ne...	Nipple 1" x 4" ...	1201 · From m...		1.95	100,752.41
Invoice	12/01/2017	2017S...	System NTNNG:Ne...	NIpple 1" x 6" ...	1201 · From m...		2.48	100,749.93
Invoice	12/01/2017	2017S...	System NTNNG:Ne...	Bushing 1 1/2...	1201 · From m...		4.87	100,745.06
Invoice	12/01/2017	2017S...	System NTNNG:Ne...	Bushing 2" x ...	1201 · From m...		5.06	100,740.00
Invoice	12/01/2017	2017S...	System NTNNG:Ne...	RISER, 1" X 3...	1201 · From m...		34.18	100,705.82
Invoice	12/01/2017	2017S...	System NTNNG:Ne...	EXCESS FLO...	1201 · From m...		28.89	100,676.93
Invoice	12/01/2017	2017S...	System NTNNG:Ne...	TAP; 2" X 3/4...	1201 · From m...		69.31	100,607.62
Invoice	12/01/2017	2017S...	System NTNNG:Ne...	VALVE, 3/4" ...	1201 · From m...		57.16	100,550.46
Invoice	12/01/2017	2017S...	System NTNNG:Ne...	Valve box, Ha...	1201 · From m...		82.17	100,468.29
Invoice	12/01/2017	2017S...	System NTNNG:Ne...	Stopcock 1"(Ir...	1201 · From m...		30.60	100,437.69

Navitas Utility Corporation
General Ledger
As of December 31, 2017

Type	Date	Num	Name	Memo	Split	Debit	Credit	Balance
Invoice	12/01/2017	2017S...	System NTNNG:Ne...	Coupling colla...	1201 · From m...		4.72	100,432.97
Invoice	12/01/2017	2017S...	System NTNNG:Ne...	PIPE, 3/4" SD...	1201 · From m...		39.51	100,393.46
Invoice	12/01/2017	2017S...	System NTNNG:Ne...	RISER, 1" X 3...	1201 · From m...		34.18	100,359.28
Invoice	12/01/2017	2017S...	System NTNNG:Ne...	COUPLING, ...	1201 · From m...		24.47	100,334.81
Invoice	12/01/2017	2017...	System FCFA:Repai...	Coupling 1" LP	1201 · From m...		2.33	100,332.48
Invoice	12/01/2017	2017...	System FCFA:Repai...	NIpple 1" x 6" ...	1201 · From m...		4.96	100,327.52
Invoice	12/01/2017	2017...	System FCFA:Repai...	Nipple 1" x 3" ...	1201 · From m...		1.53	100,325.99
Invoice	12/01/2017	2017...	System FCFA:Repai...	Cap 1" LP	1201 · From m...		2.32	100,323.67
Invoice	12/01/2017	2017...	System FCFA:Repai...	Cap 3/4" LP	1201 · From m...		1.35	100,322.32
Invoice	12/01/2017	2017...	System FCFA:Repai...	Coupling 1" LP	1201 · From m...		6.98	100,315.34
Invoice	12/01/2017	2017...	System FCFA:Repai...	Coupling 1" LP	1201 · From m...		2.33	100,313.01
Invoice	12/01/2017	2017...	System FCFA:Repai...	Cap 1" LP	1201 · From m...		4.63	100,308.38
Invoice	12/01/2017	2017...	System FCFA:Repai...	Nipple 1" x 2" ...	1201 · From m...		1.36	100,307.02
Invoice	12/01/2017	2017...	System FCFA:Repai...	Plug 1" LP	1201 · From m...		3.63	100,303.39
Invoice	12/01/2017	2017...	System FCFA:Repai...	Cap 1" LP	1201 · From m...		2.32	100,301.07
Invoice	12/01/2017	2017...	System FCFA:Repai...	Nipple 1" x 2" ...	1201 · From m...		1.36	100,299.71
Invoice	12/01/2017	2017...	System FCFA:Repai...	NIpple 1" x 6" ...	1201 · From m...		2.48	100,297.23
Invoice	12/01/2017	2017...	System FCFA:Repai...	Nipple 3/4" x ...	1201 · From m...		0.97	100,296.26
Invoice	12/01/2017	2017...	System FCFA:Repai...	Nipple 1" clos...	1201 · From m...		1.29	100,294.97
Invoice	12/01/2017	2017...	System FCFA:Repai...	NIpple 1" x 6" ...	1201 · From m...		2.48	100,292.49
Invoice	12/01/2017	2017...	System FCFA:Repai...	Coupling 1" LP	1201 · From m...		2.33	100,290.16
Invoice	12/01/2017	2017...	System FCFA:Repai...	Nipple 1" x 3" ...	1201 · From m...		3.05	100,287.11
Invoice	12/01/2017	2017...	System FCFA:Repai...	NIpple 1" x 6" ...	1201 · From m...		2.48	100,284.63
Invoice	12/01/2017	2017...	System FCFA:Repai...	Nipple 1" x 3" ...	1201 · From m...		1.53	100,283.10
Invoice	12/01/2017	2017...	System FCFA:Repai...	Cap 1" LP	1201 · From m...		2.32	100,280.78
Invoice	12/01/2017	2017...	System FCFA:Repai...	Plug 1" LP	1201 · From m...		3.63	100,277.15
Invoice	12/01/2017	2017...	System FCFA:Repai...	Nipple 1" x 2" ...	1201 · From m...		1.36	100,275.79
Invoice	12/01/2017	2017...	System FCFA:Repai...	Cap 1" LP	1201 · From m...		2.32	100,273.47
Invoice	12/01/2017	2017...	System FCFA:Repai...	Plug 1" LP	1201 · From m...		1.81	100,271.66
Invoice	12/01/2017	2017...	System FCFA:Repai...	Cap 3/4" LP	1201 · From m...		1.35	100,270.31
Invoice	12/01/2017	2017...	System FCFA:Repai...	Cap 1" LP	1201 · From m...		2.32	100,267.99
Invoice	12/01/2017	2017...	System FCFA:Repai...	Cap 1" LP	1201 · From m...		4.63	100,263.36
Invoice	12/01/2017	2017...	System FCFA:Repai...	Bushing 1" x ...	1201 · From m...		0.76	100,262.60
Invoice	12/01/2017	2017...	System FCFA:Repai...	Bushing 1" x ...	1201 · From m...		0.76	100,261.84
Invoice	12/01/2017	2017...	System FCFA:Repai...	Nipple 1" x 2" ...	1201 · From m...		1.36	100,260.48
Invoice	12/01/2017	2017...	System FCFA:Repai...	Cap 1" LP	1201 · From m...		4.63	100,255.85
Invoice	12/01/2017	2017...	System FCFA:Repai...	Cap 1" LP	1201 · From m...		2.32	100,253.53
Invoice	12/01/2017	2017...	System FCFA:Repai...	Cap 1" LP	1201 · From m...		2.32	100,251.21
Invoice	12/01/2017	2017...	System FCFA:Repai...	Cap 1" LP	1201 · From m...		2.32	100,248.89
Invoice	12/01/2017	2017...	System FCFA:Repai...	Cap 1" LP	1201 · From m...		2.32	100,246.57
Invoice	12/01/2017	2017...	System FCFA:Repai...	Cap 1" LP	1201 · From m...		2.32	100,244.25
Invoice	12/01/2017	2017...	System FCFA:Repai...	Cap 1" LP	1201 · From m...		2.32	100,241.93
Invoice	12/01/2017	2017...	System FCFA:Repai...	Cap 1" LP	1201 · From m...		2.32	100,239.61
Invoice	12/01/2017	2017...	System FCFA:Repai...	Cap 1" LP	1201 · From m...		4.63	100,234.98
Invoice	12/01/2017	2017...	System FCFA:Repai...	Cap 1" LP	1201 · From m...		2.32	100,232.66
Invoice	12/01/2017	2017...	System FCFA:Repai...	Cap 3/4" LP	1201 · From m...		1.35	100,231.31
Invoice	12/01/2017	2017...	System FCFA:Repai...	Plug 1" LP	1201 · From m...		3.63	100,227.68
Invoice	12/01/2017	2017...	System FCFA:Repai...	Cap 1" LP	1201 · From m...		4.63	100,223.05
Invoice	12/01/2017	2017...	System FCFA:Repai...	Plug 1" LP	1201 · From m...		3.63	100,219.42

Navitas Utility Corporation
General Ledger
As of December 31, 2017

Type	Date	Num	Name	Memo	Split	Debit	Credit	Balance
Invoice	12/01/2017	2017...	System FCFA:Repai...	Cap 1" LP	1201 · From m...		2.32	100,217.10
Invoice	12/01/2017	2017...	System FCFA:Repai...	Coupling 1" LP	1201 · From m...		2.33	100,214.77
Invoice	12/01/2017	2017...	System FCFA:Repai...	Nipple 1" x 2" ...	1201 · From m...		1.36	100,213.41
Invoice	12/01/2017	2017...	System FCFA:Repai...	Coupling 1" LP	1201 · From m...		2.33	100,211.08
Invoice	12/01/2017	2017...	System FCFA:Repai...	Plug 1" LP	1201 · From m...		3.63	100,207.45
Invoice	12/01/2017	2017...	System FCFA:Repai...	Cap 1" LP	1201 · From m...		2.32	100,205.13
Invoice	12/01/2017	2017...	System FCFA:Repai...	Plug 1" LP	1201 · From m...		1.81	100,203.32
Invoice	12/01/2017	2017...	System FCFA:Repai...	Plug 1" LP	1201 · From m...		1.81	100,201.51
Invoice	12/01/2017	2017...	System FCFA:Repai...	Nipple 1" x 2" ...	1201 · From m...		1.36	100,200.15
Invoice	12/01/2017	2017...	System FCFA:Repai...	Plug 1" LP	1201 · From m...		3.63	100,196.52
Invoice	12/01/2017	2017...	System FCFA:Repai...	Plug 1" LP	1201 · From m...		1.81	100,194.71
Invoice	12/01/2017	2017...	System FCFA:Repai...	Stopcock 1"(Ir...	1201 · From m...		30.60	100,164.11
Invoice	12/01/2017	2017...	System FCFA:Repai...	Nipple 1" x 4" ...	1201 · From m...		1.95	100,162.16
Invoice	12/01/2017	2017...	System FCFA:Repai...	Nipple 1" clos...	1201 · From m...		1.29	100,160.87
Invoice	12/01/2017	2017...	System FCFA:Repai...	Nipple 3/4" cl...	1201 · From m...		0.50	100,160.37
Invoice	12/01/2017	2017...	System FCFA:Repai...	Plug 1" LP	1201 · From m...		1.81	100,158.56
Invoice	12/01/2017	2017...	System FCFA:Repai...	Bushing 1" x ...	1201 · From m...		0.76	100,157.80
Invoice	12/01/2017	2017...	System FCFA:Repai...	Cap 1" LP	1201 · From m...		4.63	100,153.17
Invoice	12/01/2017	2017...	System FCFA:Repai...	Flange 4" 150...	1201 · From m...		34.04	100,119.13
Invoice	12/01/2017	2017...	System FCFA:Repai...	Flange 2" 150...	1201 · From m...		49.66	100,069.47
Invoice	12/01/2017	2017...	System FCFA:Repai...	Gasket 2" 150...	1201 · From m...		1.42	100,068.05
Invoice	12/01/2017	2017...	System FCFA:Repai...	Gasket 4" 150...	1201 · From m...		0.89	100,067.16
Invoice	12/01/2017	2017...	System FCFA:Repai...	Nipple 2" x 6" ...	1201 · From m...		9.58	100,057.58
Invoice	12/01/2017	2017...	System FCFA:Repai...	Strainer-2" Y t...	1201 · From m...	0.00		100,057.58
Invoice	12/01/2017	2017...	System FCFA:Repai...	"Bushing 2" x 1"	1201 · From m...		5.59	100,051.99
Invoice	12/01/2017	2017...	System FCFA:Repai...	Tee: 2" 2000...	1201 · From m...		76.16	99,975.83
Invoice	12/01/2017	2017...	System FCFA:Repai...	Pipe 2" TC40 ...	1201 · From m...		84.96	99,890.87
Invoice	12/01/2017	2017...	System FCFA:Repai...	Flange 2" 150...	1201 · From m...		49.66	99,841.21
Invoice	12/01/2017	2017...	System FCFA:Repai...	Flange 4" 150...	1201 · From m...		34.04	99,807.17
Invoice	12/01/2017	2017...	System FCFA:Repai...	"Bushing 2" x 1"	1201 · From m...		5.59	99,801.58
Invoice	12/01/2017	2017...	System FCFA:Repai...	Pipe 2" TC40 ...	1201 · From m...		56.64	99,744.94
Invoice	12/01/2017	2017...	System FCFA:Repai...	Tee: 2" 2000...	1201 · From m...		76.16	99,668.78
Invoice	12/01/2017	2017...	System FCFA:Repai...	Strainer-2" Y t...	1201 · From m...	0.00		99,668.78
Invoice	12/01/2017	2017...	System FCFA:Repai...	Valve 2" ball ...	1201 · From m...		80.11	99,588.67
Invoice	12/01/2017	2017...	System FCFA:Repai...	Coupling 2" 3...	1201 · From m...		11.54	99,577.13
Invoice	12/01/2017	2017...	System FCFA:Repai...	Gasket 2" 150...	1201 · From m...		1.42	99,575.71
Invoice	12/01/2017	2017...	System FCFA:Repai...	Gasket 4" 150...	1201 · From m...		0.89	99,574.82
Invoice	12/01/2017	2017...	System FCFA:Repai...	Plug 1" LP	1201 · From m...		3.63	99,571.19
Invoice	12/01/2017	2017...	System FCFA:Repai...	Stopcock 1"(Ir...	1201 · From m...		30.60	99,540.59
Invoice	12/01/2017	2017...	System FCFA:Repai...	Plug 1" LP	1201 · From m...		1.81	99,538.78
Invoice	12/01/2017	2017...	System FCFA:Repai...	Coupling 2" 3...	1201 · From m...		11.54	99,527.24
Invoice	12/01/2017	2017...	System FCFA:Repai...	NIPPLE 2" X ...	1201 · From m...		24.16	99,503.08
Invoice	12/01/2017	2017...	System FCFA:Repai...	Stopcock 1"(Ir...	1201 · From m...		30.60	99,472.48
Invoice	12/01/2017	2017...	System FCFA:Repai...	Nipple 1" x 4" ...	1201 · From m...		3.91	99,468.57
Invoice	12/01/2017	2017...	System FCFA:Repai...	Coupling 1" LP	1201 · From m...		4.66	99,463.91
Invoice	12/01/2017	2017...	System FCFA:Repai...	Plug 1" LP	1201 · From m...		3.71	99,460.20
Invoice	12/01/2017	2017...	System FCFA:Repai...	Cap 3/4" LP	1201 · From m...		1.35	99,458.85
Invoice	12/01/2017	2017...	System FCFA:Repai...	Nipple 1" x 12...	1201 · From m...		5.12	99,453.73
Invoice	12/01/2017	2017...	System FCFA:Repai...	NIpple 1" x 6" ...	1201 · From m...		2.48	99,451.25

Navitas Utility Corporation
General Ledger
As of December 31, 2017

Type	Date	Num	Name	Memo	Split	Debit	Credit	Balance
Invoice	12/01/2017	2017...	System FCFA:Repai...	Nipple 1" x 2" ...	1201 · From m...		1.36	99,449.89
Invoice	12/01/2017	2017...	System FCFA:Repai...	Coupling 1" LP	1201 · From m...		2.33	99,447.56
Invoice	12/01/2017	2017...	System NKYNG:Re...	"Bushing 2" x 1"	1201 · From m...		5.59	99,441.97
Invoice	12/01/2017	2017...	System NKYNG:Re...	Nipple 1" x 4" ...	1201 · From m...		1.95	99,440.02
Invoice	12/01/2017	2017...	System NKYNG:Re...	Nipple 1" x 3" ...	1201 · From m...		3.05	99,436.97
Invoice	12/01/2017	2017...	System NKYNG:Re...	Bushing 1 1/4...	1201 · From m...		2.69	99,434.28
Invoice	12/01/2017	2017...	System NKYNG:Re...	Cap 1 1/2" LP	1201 · From m...		0.52	99,433.76
Invoice	12/01/2017	2017...	System NKYNG:Re...	NIpple 1" x 6" ...	1201 · From m...		2.48	99,431.28
Invoice	12/01/2017	2017...	System FCFALD:Re...	Nipple 1" x 12...	1201 · From m...		10.23	99,421.05
Invoice	12/01/2017	2017...	System FCFALD:Re...	Ell 1" 90 degree	1201 · From m...		5.22	99,415.83
Invoice	12/01/2017	2017...	System FCFALD:Re...	Nipple 1" clos...	1201 · From m...		1.29	99,414.54
Invoice	12/01/2017	2017...	System FCFALD:Re...	Spud, 20 Lt.	1201 · From m...		10.31	99,404.23
Invoice	12/01/2017	2017...	System FCFALD:Re...	Ell 1" 90 degree	1201 · From m...		5.22	99,399.01
Invoice	12/01/2017	2017...	System FCFALD:Re...	Plug 1/4" pipe...	1201 · From m...		1.45	99,397.56
Invoice	12/01/2017	2017...	System FCFALD:Re...	Tee 1" x 1" x ...	1201 · From m...		7.54	99,390.02
Invoice	12/01/2017	2017...	System FCFALD:Re...	Ell 1" 90 degree	1201 · From m...		5.22	99,384.80
Invoice	12/01/2017	2017...	System FCFALD:Re...	Tee 1" x 1" x ...	1201 · From m...		7.54	99,377.26
Invoice	12/01/2017	2017...	System FCFALD:Re...	Nipple 1" x 3" ...	1201 · From m...		3.05	99,374.21
Invoice	12/01/2017	2017...	System FCFALD:Re...	Nipple 1" x 12...	1201 · From m...		5.12	99,369.09
Invoice	12/01/2017	2017...	System FCFALD:Re...	Spud, 20 Lt.	1201 · From m...		10.31	99,358.78
Invoice	12/01/2017	2017...	System FCFALD:Re...	Ell 1" street LP	1201 · From m...		3.02	99,355.76
Bill	12/11/2017	5540	B & B Meter Service	Valve 1" ball ...	2221 · Vendors	590.00		99,945.76
Bill	12/11/2017	5540	B & B Meter Service	EXCESS FLO...	2221 · Vendors	300.00		100,245.76
Bill	12/11/2017	HC11...	H & C Services and ...	Plug 1/4" pipe...	2221 · Vendors	10.56		100,256.32
Bill	12/11/2017	HC11...	H & C Services and ...	Plug 1/4" pipe...	2221 · Vendors		4.76	100,251.56
Bill	12/11/2017	HC11...	H & C Services and ...	Nipple 1/4" x ...	2221 · Vendors	5.68		100,257.24
Bill	12/11/2017	HC11...	H & C Services and ...	"Bushing 2" x 1"	2221 · Vendors	7.60		100,264.84
Bill	12/11/2017	HC11...	H & C Services and ...	"Bushing 2" x 1"	2221 · Vendors	1.79		100,266.63
Bill	12/11/2017	HC11...	H & C Services and ...	Tee: 2" 2000...	2221 · Vendors	152.32		100,418.95
Bill	12/11/2017	HC11...	H & C Services and ...	Gasket 2" 150...	2221 · Vendors	2.84		100,421.79
Bill	12/11/2017	HC11...	H & C Services and ...	Gasket 4" 150...	2221 · Vendors	14.02		100,435.81
Bill	12/11/2017	HC11...	H & C Services and ...	Gasket 4" 150...	2221 · Vendors		13.13	100,422.68
Bill	12/11/2017	HC11...	H & C Services and ...	Flange 2" 150...	2221 · Vendors	63.00		100,485.68
Bill	12/11/2017	HC11...	H & C Services and ...	Flange 2" 150...	2221 · Vendors		13.34	100,472.34
Bill	12/11/2017	HC11...	H & C Services and ...	Flange 4" 150...	2221 · Vendors	34.04		100,506.38
Bill	12/12/2017	11077...	Isco Industries, LLC	Tee 1 1/4" SF	2221 · Vendors	25.68		100,532.06
Bill	12/12/2017	11077...	Isco Industries, LLC	Valve 2" BF 1...	2221 · Vendors	127.65		100,659.71
Bill	12/18/2017	29110	Keystone-Beard Eq...	Tee 2" BF	2221 · Vendors	9.96		100,669.67
Bill	12/18/2017	29110	Keystone-Beard Eq...	Cap 2" Poly b...	2221 · Vendors	10.42		100,680.09
Bill	12/19/2017	42674	Prince Plumbing LLC	Ell 1/4" LP	2221 · Vendors	3.75		100,683.84
Bill	12/20/2017	29151	Keystone-Beard Eq...	NIPPLE 1" X ...	2221 · Vendors	19.80		100,703.64
Bill	12/20/2017	29151	Keystone-Beard Eq...	Ell 1" 90 degr...	2221 · Vendors	30.00		100,733.64
Total 1302 · Certified system parts						44,886.10	42,315.27	100,733.64

Navitas Utility Corporation
General Ledger
As of December 31, 2017

Type	Date	Num	Name	Memo	Split	Debit	Credit	Balance
1308 · Engine parts								0.00
Bill	05/04/2017	0322-...	Navitas OK3, LLC:Ir...	Irrigation Engi...	2221 · Vendors	94.28		94.28
Bill	05/08/2017	0244-...	Navitas OK3, LLC:Ir...	Irrigation Engi...	2221 · Vendors	14.64		108.92
Bill	05/09/2017	81496	Navitas OK3, LLC:Ir...	Irrigation engi...	2221 · Vendors	77.19		186.11
Bill	05/09/2017	269593	Navitas OK3, LLC:Ir...	Irrigation Engi...	2221 · Vendors	132.65		318.76
Bill	05/11/2017	81784	Navitas OK3, LLC:Ir...	Irrigation engi...	2221 · Vendors	111.69		430.45
Credit	05/12/2017	81831	Navitas OK3, LLC:Ir...	Irrigation Engi...	2221 · Vendors		9.07	421.38
Bill	05/15/2017	82088	Navitas OK3, LLC:Ir...	Irrigation Engi...	2221 · Vendors	37.87		459.25
Bill	05/17/2017	82234	Navitas OK3, LLC:Ir...	Irrigation Engi...	2221 · Vendors	194.91		654.16
Bill	05/17/2017	82248	Navitas OK3, LLC:Ir...	Irrigation Engi...	2221 · Vendors	261.33		915.49
Credit Card Charge	05/22/2017	170605	Navitas OK3, LLC:Ir...	Irrigation Engi...	2283 · Steven ...	180.00		1,095.49
Bill	05/25/2017	83108	Navitas OK3, LLC:Ir...	Irrigation Engi...	2221 · Vendors	117.33		1,212.82
Bill	05/25/2017	83127	Navitas OK3, LLC:Ir...	Irrigation Engi...	2221 · Vendors	68.73		1,281.55
Invoice	05/31/2017	1705N...	Navitas OK3, LLC	Irrigation Engi...	1201 · From m...		94.28	1,187.27
Invoice	05/31/2017	1705N...	Navitas OK3, LLC	Irrigation Engi...	1201 · From m...		14.64	1,172.63
Invoice	05/31/2017	1705N...	Navitas OK3, LLC	Irrigation engi...	1201 · From m...		77.19	1,095.44
Invoice	05/31/2017	1705N...	Navitas OK3, LLC	Irrigation Engi...	1201 · From m...		132.65	962.79
Invoice	05/31/2017	1705N...	Navitas OK3, LLC	Irrigation engi...	1201 · From m...		111.69	851.10
Invoice	05/31/2017	1705N...	Navitas OK3, LLC	Irrigation Engi...	1201 · From m...	9.07		860.17
Invoice	05/31/2017	1705N...	Navitas OK3, LLC	Irrigation Engi...	1201 · From m...		37.87	822.30
Invoice	05/31/2017	1705N...	Navitas OK3, LLC	Irrigation Engi...	1201 · From m...		194.91	627.39
Invoice	05/31/2017	1705N...	Navitas OK3, LLC	Irrigation Engi...	1201 · From m...		261.33	366.06
Invoice	05/31/2017	1705N...	Navitas OK3, LLC	Irrigation Engi...	1201 · From m...		180.00	186.06
Bill	06/02/2017	97181	Navitas OK3, LLC:Ir...	Irrigation Engi...	2221 · Vendors	80.80		266.86
Bill	06/05/2017	84282	Navitas OK3, LLC:Ir...	Irrigation Engi...	2221 · Vendors	194.91		461.77
Bill	06/05/2017	84311	Navitas OK3, LLC:Ir...	Irrigation Engi...	2221 · Vendors	68.73		530.50
Bill	06/06/2017	84471	Navitas OK3, LLC:Ir...	Irrigation Engi...	2221 · Vendors	452.97		983.47
Bill	06/07/2017	84632	Navitas OK3, LLC:Ir...	Irrigation Engi...	2221 · Vendors	57.49		1,040.96
Bill	06/08/2017	84782	Navitas OK3, LLC:Ir...	Irrigation Engi...	2221 · Vendors	355.38		1,396.34
Bill	06/09/2017	97721	Navitas OK3, LLC:Ir...	Irrigation Engi...	2221 · Vendors	73.91		1,470.25
Bill	06/09/2017	84893	Navitas OK3, LLC:Ir...	Irrigation Engi...	2221 · Vendors	21.87		1,492.12
Bill	06/09/2017	84949	Navitas OK3, LLC:Ir...	Irrigation Engi...	2221 · Vendors	12.95		1,505.07
Bill	06/13/2017	85317	Navitas OK3, LLC:Ir...	Irrigation Engi...	2221 · Vendors	37.35		1,542.42
Bill	06/13/2017	85423	Navitas OK3, LLC:Ir...	Irrigation Engi...	2221 · Vendors	22.27		1,564.69
Bill	06/14/2017	85498	Navitas OK3, LLC:Ir...	Irrigation Engi...	2221 · Vendors	36.08		1,600.77
Bill	06/15/2017	98205	Navitas OK3, LLC:Ir...	Irrigation Engi...	2221 · Vendors	88.70		1,689.47
Bill	06/15/2017	85576	Navitas OK3, LLC:Ir...	Irrigation Engi...	2221 · Vendors	37.87		1,727.34
Bill	06/19/2017	0244-...	Navitas OK3, LLC:Ir...	Irrigation Engi...	2221 · Vendors	90.38		1,817.72
Bill	06/19/2017	85923	Navitas OK3, LLC:Ir...	Irrigation Engi...	2221 · Vendors	6.61		1,824.33
Invoice	06/30/2017	1706N...	Navitas OK3, LLC	Irrigation Engi...	1201 · From m...		117.33	1,707.00
Invoice	06/30/2017	1706N...	Navitas OK3, LLC	Irrigation Engi...	1201 · From m...		68.73	1,638.27
Invoice	06/30/2017	1706N...	Navitas OK3, LLC	Irrigation Engi...	1201 · From m...		80.80	1,557.47
Invoice	06/30/2017	1706N...	Navitas OK3, LLC	Irrigation Engi...	1201 · From m...		194.91	1,362.56
Invoice	06/30/2017	1706N...	Navitas OK3, LLC	Irrigation Engi...	1201 · From m...		68.73	1,293.83
Invoice	06/30/2017	1706N...	Navitas OK3, LLC	Irrigation Engi...	1201 · From m...		452.97	840.86
Invoice	06/30/2017	1706N...	Navitas OK3, LLC	Irrigation Engi...	1201 · From m...		57.49	783.37
Invoice	06/30/2017	1706N...	Navitas OK3, LLC	Irrigation Engi...	1201 · From m...		355.38	427.99
Invoice	06/30/2017	1706N...	Navitas OK3, LLC	Irrigation Engi...	1201 · From m...		73.91	354.08
Invoice	06/30/2017	1706N...	Navitas OK3, LLC	Irrigation Engi...	1201 · From m...		21.87	332.21

Navitas Utility Corporation
General Ledger
As of December 31, 2017

Type	Date	Num	Name	Memo	Split	Debit	Credit	Balance
Invoice	06/30/2017	1706N...	Navitas OK3, LLC	Irrigation Engi...	1201 · From m...		12.95	319.26
Invoice	06/30/2017	1706N...	Navitas OK3, LLC	Irrigation Engi...	1201 · From m...		37.35	281.91
Invoice	06/30/2017	1706N...	Navitas OK3, LLC	Irrigation Engi...	1201 · From m...		22.27	259.64
Invoice	06/30/2017	1706N...	Navitas OK3, LLC	Irrigation Engi...	1201 · From m...		36.08	223.56
Invoice	06/30/2017	1706N...	Navitas OK3, LLC	Irrigation Engi...	1201 · From m...		88.70	134.86
Invoice	06/30/2017	1706N...	Navitas OK3, LLC	Irrigation Engi...	1201 · From m...		37.87	96.99
Invoice	06/30/2017	1706N...	Navitas OK3, LLC	Irrigation Engi...	1201 · From m...		90.38	6.61
Invoice	06/30/2017	1706N...	Navitas OK3, LLC	Irrigation Engi...	1201 · From m...		6.61	0.00
Bill	07/01/2017	86650	Navitas OK3, LLC:Ir...	Irrigation Engi...	2221 · Vendors	390.05		390.05
Bill	07/01/2017	86727	Navitas OK3, LLC:Ir...	Irrigation Engi...	2221 · Vendors	58.63		448.68
Bill	07/11/2017	88399	Navitas OK3, LLC:Ir...	Irrigation Engi...	2221 · Vendors	31.85		480.53
Bill	07/12/2017	88475	Navitas OK3, LLC:Ir...	Irrigation Engi...	2221 · Vendors	79.46		559.99
Bill	07/12/2017	88573	Navitas OK3, LLC:Ir...	Irrigation Engi...	2221 · Vendors	78.84		638.83
Bill	07/13/2017	88622	Navitas OK3, LLC:Ir...	Irrigation Engi...	2221 · Vendors	5.97		644.80
Credit	07/13/2017	88649	Navitas OK3, LLC:Ir...	Irrigation Engi...	2221 · Vendors		3.84	640.96
Bill	07/14/2017	88703	Navitas OK3, LLC:Ir...	Irrigation engi...	2221 · Vendors	212.04		853.00
Bill	07/19/2017	89254	Navitas OK3, LLC:Ir...	Irrigation engi...	2221 · Vendors	51.68		904.68
Bill	07/20/2017	0244-...	Navitas OK3, LLC:Ir...	Irrigation engi...	2221 · Vendors	217.55		1,122.23
Bill	07/20/2017	0219-...	Navitas OK3, LLC:Ir...	Irrigation Engi...	2221 · Vendors	119.73		1,241.96
Invoice	07/31/2017	1707N...	Navitas OK3, LLC	Irrigation Engi...	1201 · From m...		390.05	851.91
Invoice	07/31/2017	1707N...	Navitas OK3, LLC	Irrigation Engi...	1201 · From m...		58.63	793.28
Invoice	07/31/2017	1707N...	Navitas OK3, LLC	Irrigation Engi...	1201 · From m...		31.85	761.43
Invoice	07/31/2017	1707N...	Navitas OK3, LLC	Irrigation Engi...	1201 · From m...		79.46	681.97
Invoice	07/31/2017	1707N...	Navitas OK3, LLC	Irrigation Engi...	1201 · From m...		78.84	603.13
Invoice	07/31/2017	1707N...	Navitas OK3, LLC	Irrigation Engi...	1201 · From m...		5.97	597.16
Invoice	07/31/2017	1707N...	Navitas OK3, LLC	Irrigation Engi...	1201 · From m...	3.84		601.00
Invoice	07/31/2017	1707N...	Navitas OK3, LLC	Irrigation engi...	1201 · From m...		212.04	388.96
Invoice	07/31/2017	1707N...	Navitas OK3, LLC	Irrigation engi...	1201 · From m...		51.68	337.28
Invoice	07/31/2017	1707N...	Navitas OK3, LLC	Irrigation engi...	1201 · From m...		217.55	119.73
Invoice	07/31/2017	1707N...	Navitas OK3, LLC	Irrigation Engi...	1201 · From m...		119.73	0.00
Bill	08/01/2017	90196	Navitas OK3, LLC:Ir...	Irrigation engi...	2221 · Vendors	281.62		281.62
Bill	08/01/2017	90286	Navitas OK3, LLC:Ir...	Irrigation engi...	2221 · Vendors	62.77		344.39
Bill	08/01/2017	90632	Navitas OK3, LLC:Ir...	Irrigation engi...	2221 · Vendors	51.01		395.40
Bill	08/02/2017	90830	Navitas OK3, LLC:Ir...	Irrigation engi...	2221 · Vendors	81.16		476.56
Bill	08/02/2017	90835	Navitas OK3, LLC:Ir...	Irrigation engi...	2221 · Vendors	27.83		504.39
Bill	08/09/2017	91499	Navitas OK3, LLC:Ir...	Irrigation engi...	2221 · Vendors	246.98		751.37
Bill	08/11/2017	91831	Navitas OK3, LLC:Ir...	Irrigation engi...	2221 · Vendors	34.58		785.95
Bill	08/18/2017	92334	Navitas OK3, LLC:Ir...	Irrigation engi...	2221 · Vendors	50.82		836.77
Bill	08/19/2017	92526	Navitas OK3, LLC:Ir...	Irrigation engi...	2221 · Vendors	37.87		874.64
Invoice	08/31/2017	1708N...	Navitas OK3, LLC	Irrigation engi...	1201 · From m...		281.62	593.02
Invoice	08/31/2017	1708N...	Navitas OK3, LLC	Irrigation engi...	1201 · From m...		62.77	530.25
Invoice	08/31/2017	1708N...	Navitas OK3, LLC	Irrigation engi...	1201 · From m...		51.01	479.24
Invoice	08/31/2017	1708N...	Navitas OK3, LLC	Irrigation engi...	1201 · From m...		81.16	398.08
Invoice	08/31/2017	1708N...	Navitas OK3, LLC	Irrigation engi...	1201 · From m...		27.83	370.25
Invoice	08/31/2017	1708N...	Navitas OK3, LLC	Irrigation engi...	1201 · From m...		246.98	123.27
Invoice	08/31/2017	1708N...	Navitas OK3, LLC	Irrigation engi...	1201 · From m...		34.58	88.69

Navitas Utility Corporation
General Ledger
As of December 31, 2017

Type	Date	Num	Name	Memo	Split	Debit	Credit	Balance
Invoice	08/31/2017	1708N...	Navitas OK3, LLC	Irrigation engi...	1201 · From m...		50.82	37.87
Invoice	08/31/2017	1708N...	Navitas OK3, LLC	Irrigation engi...	1201 · From m...		37.87	0.00
Total 1308 · Engine parts						5,062.24	5,062.24	0.00
1309 · Engines held for sale								0.00
Total 1309 · Engines held for sale								0.00
1331 · Line fill								0.00
Total 1331 · Line fill								0.00
1399 · Inventory Asset								0.00
Total 1399 · Inventory Asset								0.00
1300 · Inventory - Other								0.00
Total 1300 · Inventory - Other								0.00
Total 1300 · Inventory						57,186.36	52,990.92	133,247.88
1400 · Prepaids								243,793.69
1401 · Taxes								0.00
Total 1401 · Taxes								0.00
1402 · Deposits w/ vendors								16,351.00
Bill	04/28/2017	170428	Northfork Electric C...	Deposit for ne...	2221 · Vendors	250.00		16,601.00
General Journal	11/27/2017	61502...	State Fund	State Fund de...	-SPLIT-		985.00	15,616.00
Total 1402 · Deposits w/ vendors						250.00	985.00	15,616.00
1403 · Insurance								23,761.18
Bill	01/06/2017	170113	AFCO	Account # 04-...	2221 · Vendors		4,752.24	19,008.94
Bill	02/03/2017	170209	AFCO	Account # 04-...	2221 · Vendors		4,752.24	14,256.70
Bill	03/07/2017	170320	AFCO	Account # 04-...	2221 · Vendors		4,752.24	9,504.46
Bill	04/06/2017	170412	AFCO	Account # 04-...	2221 · Vendors		4,752.24	4,752.22
Bill	05/06/2017	170519	AFCO	Account # 04-...	2221 · Vendors		4,752.22	0.00
Bill	06/30/2017	160701	IPFS Corporation	Balance of an...	2221 · Vendors	53,738.91		53,738.91
Bill	06/30/2017	170706	IPFS Corporation	Insurance do...	2221 · Vendors	995.16		54,734.07
Bill	07/12/2017	170718	IPFS Corporation	Account # TX...	2221 · Vendors		4,975.83	49,758.24
Bill	08/14/2017	170818	IPFS Corporation	Account # TX...	2221 · Vendors		4,975.83	44,782.41
Bill	09/12/2017	170918	IPFS Corporation	Account # TX...	2221 · Vendors		4,975.83	39,806.58
Bill	10/11/2017	171018	IPFS Corporation	Account # TX...	2221 · Vendors		4,975.83	34,830.75
Bill	11/14/2017	171130	IPFS Corporation	Account # TX...	2221 · Vendors		4,975.83	29,854.92
Bill	12/13/2017	171220	IPFS Corporation	Account # TX...	2221 · Vendors		4,975.83	24,879.09
Total 1403 · Insurance						54,734.07	53,616.16	24,879.09
1404 · License, permit, & membership								0.00
Total 1404 · License, permit, & membership								0.00

Navitas Utility Corporation
General Ledger
As of December 31, 2017

Type	Date	Num	Name	Memo	Split	Debit	Credit	Balance
1405 · Prepaid OCC PUD Fee								0.00
Total 1405 · Prepaid OCC PUD Fee								0.00
1406 · Prepaid OCC Pipeline Safety Fee								0.00
Total 1406 · Prepaid OCC Pipeline Safety Fee								0.00
1407 · Hull Insurance								7,916.70
General Journal	01/09/2017	170109		Portion of Ins...	924 · Insurance		791.67	7,125.03
General Journal	02/09/2017	170209		Portion of Ins...	924 · Insurance		791.67	6,333.36
General Journal	03/09/2017	170309		Portion of Ins...	924 · Insurance		791.67	5,541.69
General Journal	04/09/2017	170409		Portion of Ins...	924 · Insurance		791.67	4,750.02
General Journal	05/09/2017	170509		Portion of Ins...	924 · Insurance		791.67	3,958.35
General Journal	06/09/2017	170609		Portion of Ins...	924 · Insurance		791.67	3,166.68
General Journal	07/09/2017	170709		Portion of Ins...	924 · Insurance		791.67	2,375.01
General Journal	08/09/2017	170809		Portion of Ins...	924 · Insurance		791.67	1,583.34
General Journal	09/09/2017	170909		Portion of Ins...	924 · Insurance		791.67	791.67
General Journal	10/09/2017	171009		Portion of Ins...	924 · Insurance		791.67	0.00
Bill	11/01/2017	171102	Zanette Insurance S...	AC Hull & Lia...	2221 · Vendors	9,500.00		9,500.00
General Journal	11/09/2017	171109		Portion of Ins...	924 · Insurance		791.67	8,708.33
General Journal	12/09/2017	171209		Portion of Ins...	924 · Insurance		791.67	7,916.66
Total 1407 · Hull Insurance						9,500.00	9,500.04	7,916.66
1408 · Prepaid Expense								0.00
Bill	01/01/2017	148	Robert Parks	Jan 2017 Con...	2221 · Vendors	4,008.00		4,008.00
Bill	01/01/2017	148	Robert Parks	Feb 2017 Con...	2221 · Vendors	4,008.00		8,016.00
Bill	01/01/2017	25	LMJ Industries	January 2017 ...	2221 · Vendors	1,000.00		9,016.00
Bill	01/01/2017	25	LMJ Industries	February 201...	2221 · Vendors	1,000.00		10,016.00
General Journal	01/01/2017	170101		Expense Jan ...	-SPLIT-		4,008.00	6,008.00
General Journal	01/01/2017	170101		Expense Jan ...	1408 · Prepaid...		1,000.00	5,008.00
General Journal	01/01/2017	170101		Expense Jan ...	1408 · Prepaid...		2,083.33	2,924.67
Bill	01/13/2017	170113	A New Energy LLC	OK General J...	2221 · Vendors	2,083.33		5,008.00
Bill	01/13/2017	170113	A New Energy LLC	OK General F...	2221 · Vendors	2,083.33		7,091.33
General Journal	02/01/2017	170201		Expense Feb ...	-SPLIT-		4,008.00	3,083.33
General Journal	02/01/2017	170201		Expense Feb ...	1408 · Prepaid...		1,000.00	2,083.33
General Journal	02/01/2017	170201		Expense Feb ...	1408 · Prepaid...		2,083.33	0.00
Bill	02/01/2017	26	LMJ Industries	March 2017 A...	2221 · Vendors	1,000.00		1,000.00
Bill	02/01/2017	26	LMJ Industries	April 2017 Ac...	2221 · Vendors	1,000.00		2,000.00
Bill	02/01/2017	149	Robert Parks	Mar 2017 Con...	2221 · Vendors	4,008.00		6,008.00
Bill	02/01/2017	149	Robert Parks	Apr 2017 Con...	2221 · Vendors	4,008.00		10,016.00
Bill	02/06/2017	170209	A New Energy LLC	OK General ...	2221 · Vendors	2,083.33		12,099.33
Bill	02/06/2017	170209	A New Energy LLC	OK General A...	2221 · Vendors	2,083.33		14,182.66
Bill	03/01/2017	27	LMJ Industries	May 2017 Ac...	2221 · Vendors	1,000.00		15,182.66
Bill	03/01/2017	150	Robert Parks	May 2017 Co...	2221 · Vendors	4,008.00		19,190.66
General Journal	03/01/2017	170301		Expense Mar ...	-SPLIT-		4,008.00	15,182.66
General Journal	03/01/2017	170301		Expense Mar ...	1408 · Prepaid...		1,000.00	14,182.66
General Journal	03/01/2017	170301		Expense Mar ...	1408 · Prepaid...		2,083.33	12,099.33
Bill	03/03/2017	170307	A New Energy LLC	OK General ...	2221 · Vendors	2,083.33		14,182.66
Bill	03/03/2017	170307	A New Energy LLC	OK General J...	2221 · Vendors	2,083.33		16,265.99

Navitas Utility Corporation
General Ledger
As of December 31, 2017

Type	Date	Num	Name	Memo	Split	Debit	Credit	Balance
Bill	04/01/2017	28	LMJ Industries	June 2017 Ac...	2221 · Vendors	1,000.00		17,265.99
Bill	04/01/2017	151	Robert Parks	June 2017 Co...	2221 · Vendors	4,008.00		21,273.99
General Journal	04/01/2017	170401		Expense Apr ...	-SPLIT-		4,008.00	17,265.99
General Journal	04/01/2017	170401		Expense Apr ...	1408 · Prepaid...		1,000.00	16,265.99
General Journal	04/01/2017	170401		Expense Apr ...	1408 · Prepaid...		2,083.33	14,182.66
Bill	04/04/2017	170410	A New Energy LLC	OK General J...	2221 · Vendors	2,094.00		16,276.66
Bill	04/04/2017	170410	A New Energy LLC	OK General A...	2221 · Vendors	2,094.41		18,371.07
Bill	05/01/2017	152	Robert Parks	July 2017 Co...	2221 · Vendors	4,008.00		22,379.07
Bill	05/01/2017	29	LMJ Industries	July 2017 Acq...	2221 · Vendors	1,000.00		23,379.07
General Journal	05/01/2017	170501		Expense May ...	-SPLIT-		4,008.00	19,371.07
General Journal	05/01/2017	170501		Expense May ...	1408 · Prepaid...		1,000.00	18,371.07
General Journal	05/01/2017	170501		Expense May ...	1408 · Prepaid...		2,083.33	16,287.74
Bill	05/04/2017	170508	A New Energy LLC	OK General S...	2221 · Vendors	2,137.03		18,424.77
General Journal	06/01/2017	170601		Expense June...	-SPLIT-		4,008.00	14,416.77
General Journal	06/01/2017	170601		Expense June...	1408 · Prepaid...		1,000.00	13,416.77
General Journal	06/01/2017	170601		Expense June...	1408 · Prepaid...		2,083.33	11,333.44
Bill	06/02/2017	170605	A New Energy LLC	OK General ...	2221 · Vendors	2,110.34		13,443.78
General Journal	07/01/2017	170701		Expense July ...	-SPLIT-		4,008.00	9,435.78
General Journal	07/01/2017	170701		Expense July ...	1408 · Prepaid...		1,000.00	8,435.78
General Journal	07/01/2017	170701		Expense July ...	1408 · Prepaid...		2,094.00	6,341.78
General Journal	08/01/2017	170801		Expense Aug ...	-SPLIT-		4,008.00	2,333.78
General Journal	08/01/2017	170801		Expense Aug ...	1408 · Prepaid...		1,000.00	1,333.78
General Journal	08/01/2017	170801		Expense Aug ...	1408 · Prepaid...		2,094.41	-760.63
General Journal	09/01/2017	170901		Expense Sept...	-SPLIT-		4,008.00	-4,768.63
General Journal	09/01/2017	170901		Expense Sept...	1408 · Prepaid...		1,000.00	-5,768.63
General Journal	09/01/2017	170901		Expense Sept...	1408 · Prepaid...		2,137.03	-7,905.66
Bill	09/01/2017	30	LMJ Industries	August 2017 ...	2221 · Vendors	1,000.00		-6,905.66
Bill	09/01/2017	153	Robert Parks	August 2017 ...	2221 · Vendors	4,008.00		-2,897.66
Bill	10/01/2017	31	LMJ Industries	September 20...	2221 · Vendors	1,000.00		-1,897.66
Bill	10/01/2017	154	Robert Parks	September 20...	2221 · Vendors	4,008.00		2,110.34
General Journal	10/01/2017	171001		Expense Oct ...	-SPLIT-		4,008.00	-1,897.66
General Journal	10/01/2017	171001		Expense Oct ...	1408 · Prepaid...		1,000.00	-2,897.66
General Journal	10/01/2017	171001		Expense Oct ...	1408 · Prepaid...		2,110.34	-5,008.00
General Journal	11/01/2017	171101		Expense Nov ...	-SPLIT-		4,008.00	-9,016.00
General Journal	11/01/2017	171101		Expense Nov ...	1408 · Prepaid...		1,000.00	-10,016.00
General Journal	11/01/2017	171101		Expense Nov ...	1408 · Prepaid...		2,083.33	-12,099.33
Bill	11/01/2017	155	Robert Parks	October 2017...	2221 · Vendors	4,008.00		-8,091.33
Bill	11/01/2017	32	LMJ Industries	October 2017...	2221 · Vendors	1,000.00		-7,091.33
Bill	11/20/2017	171130	A New Energy LLC	OK General N...	2221 · Vendors	2,083.33		-5,008.00
Bill	12/01/2017	156	Robert Parks	November 20...	2221 · Vendors	4,008.00		-1,000.00
Bill	12/01/2017	156	Robert Parks	December 20...	2221 · Vendors	4,008.00		3,008.00
Bill	12/01/2017	33	LMJ Industries	November 20...	2221 · Vendors	1,000.00		4,008.00
Bill	12/01/2017	33	LMJ Industries	December 20...	2221 · Vendors	1,000.00		5,008.00
General Journal	12/01/2017	171201		Expense Dec ...	-SPLIT-		4,008.00	1,000.00
General Journal	12/01/2017	171201		Expense Dec ...	1408 · Prepaid...		1,000.00	0.00

Navitas Utility Corporation
General Ledger
As of December 31, 2017

Type	Date	Num	Name	Memo	Split	Debit	Credit	Balance
General Journal	12/01/2017	171201		Expense Dec ...	1408 · Prepaid...		2,083.33	-2,083.33
Bill	12/01/2017	171201	A New Energy LLC	OK General D...	2221 · Vendors	2,083.33		0.00
Total 1408 · Prepaid Expense						85,198.42	85,198.42	0.00
1499 · Contracted transportation								195,764.81
Bill	01/31/2017	1701N...	Navitas 1, LLC	Accruable us...	2221 · Vendors	10,080.00		205,844.81
Bill	02/28/2017	1702N...	Navitas 1, LLC	Accruable us...	2221 · Vendors	10,080.00		215,924.81
General Journal	02/28/2017	170228		Accruable us...	6241 · Contrac...		7,740.00	208,184.81
Bill	03/31/2017	1703N...	Navitas 1, LLC	Accruable us...	2221 · Vendors	10,080.00		218,264.81
Bill	04/30/2017	1704N...	Navitas 1, LLC	Accruable us...	2221 · Vendors	10,080.00		228,344.81
Bill	05/31/2017	1705N...	Navitas 1, LLC	Accruable us...	2221 · Vendors	10,080.00		238,424.81
Bill	06/30/2017	1706N...	Navitas 1, LLC	Accruable us...	2221 · Vendors	10,080.00		248,504.81
Bill	07/31/2017	1707N...	Navitas 1, LLC	Accruable us...	2221 · Vendors	10,080.00		258,584.81
Bill	08/31/2017	1708N...	Navitas 1, LLC	Accruable us...	2221 · Vendors	10,080.00		268,664.81
Bill	09/18/2017	0166-...	DeBritton Aviation Ltd.	150 Hour, An...	2221 · Vendors	18,744.92		287,409.73
Bill	09/30/2017	1709N...	Navitas 1, LLC	Accruable us...	2221 · Vendors	10,080.00		297,489.73
Bill	10/13/2017	0185-...	DeBritton Aviation Ltd.	Co-pilot headi...	2221 · Vendors	4,851.45		302,341.18
Bill	10/31/2017	1710N...	Navitas 1, LLC	Accruable us...	2221 · Vendors	10,080.00		312,421.18
General Journal	11/16/2017	171116		Convert to Inv...	1802 · Investm...		15,000.00	297,421.18
Bill	11/30/2017	1711N...	Navitas 1, LLC	Accruable us...	2221 · Vendors	10,080.00		307,501.18
Bill	12/31/2017	1712N...	Navitas 1, LLC	Accruable us...	2221 · Vendors	10,080.00		317,581.18
General Journal	12/31/2017	171231		Accruable us...	6241 · Contrac...		1,980.00	315,601.18
General Journal	12/31/2017	171231		Clear out TH ...	2221 · Vendors		1,260.00	314,341.18
General Journal	12/31/2017	171231		Clear out RV ...	2221 · Vendors		1,155.00	313,186.18
Total 1499 · Contracted transportation						144,556.37	27,135.00	313,186.18
1400 · Prepaids - Other								0.00
Total 1400 · Prepaids - Other								0.00
Total 1400 · Prepaids						294,238.86	176,434.62	361,597.93
1500 · CIEB								0.00
1501 · Costs in excess of billing								0.00
Total 1501 · Costs in excess of billing								0.00
1500 · CIEB - Other								0.00
Total 1500 · CIEB - Other								0.00
Total 1500 · CIEB								0.00
1599 · Undeposited Funds								0.00
Total 1599 · Undeposited Funds								0.00

Navitas Utility Corporation
General Ledger
As of December 31, 2017

Type	Date	Num	Name	Memo	Split	Debit	Credit	Balance
1600 · P and E								538,761.17
1601 · Autos and pickups								595,284.27
Bill	06/23/2017	170623	Nimnicht Chevrolet ...	2017 Chevy S...	2221 · Vendors	34,829.16		630,113.43
General Journal	06/30/2017	170630		Transfer of '0...	1651 · A/D - A...		24,784.00	605,329.43
Bill	12/08/2017	171208	Oakley Chevrolet Bu...	2017 Chevy S...	2221 · Vendors	33,914.18		639,243.61
Total 1601 · Autos and pickups						68,743.34	24,784.00	639,243.61
1602 · Trucks								64,419.00
Total 1602 · Trucks								64,419.00
1603 · Heavy equipment								171,135.78
Bill	03/07/2017	170307	OCT Equipment LLC	New Case CX...	2221 · Vendors	33,303.87		204,439.65
Bill	09/01/2017	170901	Big Tex Trailers	14 ET-20 Tan...	2221 · Vendors	4,700.00		209,139.65
General Journal	12/31/2017	171231		Capitalize ref...	874.46 · Mains...	6,502.82		215,642.47
Total 1603 · Heavy equipment						44,506.69	0.00	215,642.47
1604 · Tools and equipment								147,464.80
Bill	01/24/2017	10827...	EGW Utilities, Inc.	Butt Fusion M...	2221 · Vendors	3,864.14		151,328.94
Bill	03/01/2017	11071...	Isco Industries, LLC	Heater adapte...	2221 · Vendors	362.40		151,691.34
Bill	03/20/2017	5163	B & B Meter Service	(2) Lithium ba...	2221 · Vendors	370.00		152,061.34
Bill	03/28/2017	10850...	EGW Utilities, Inc.	Traceable Rod	2221 · Vendors	3,518.23		155,579.57
Bill	05/09/2017	11072...	Isco Industries, LLC	2LC 120V He...	2221 · Vendors	623.12		156,202.69
Bill	07/23/2017	1363	James Shrader Audi...	Air Compress...	2221 · Vendors	2,297.68		158,500.37
Credit Card Charge	09/22/2017	170816	1604 Tools And Equ...	(2) Mini-Max ...	2288 · Kevin P...	3,331.60		161,831.97
Total 1604 · Tools and equipment						14,367.17	0.00	161,831.97
1605 · Office equipment								142,840.37
Credit Card Charge	01/26/2017	170202	1605 Office equipm...	Network Attac...	2291 · Ross M...	1,400.74		144,241.11
Credit Card Charge	02/01/2017	170202	Dell	Dell Latitude ...	2299 · Dell Re...	2,770.14		147,011.25
Credit Card Charge	05/09/2017	170510	Dell	Dell Optiplex ...	2299 · Dell Re...	1,460.50		148,471.75
Credit Card Charge	06/16/2017	170616	Dell	Dell Optiplex ...	2299 · Dell Re...	1,015.62		149,487.37
Credit Card Charge	06/20/2017	170620	1605 Office equipm...	Samsung 850...	2293 · Noelle ...	366.34		149,853.71
Credit Card Charge	07/17/2017	170725	1605 Office equipm...	Swamp Coole...	2291 · Ross M...	325.00		150,178.71
Credit Card Charge	07/31/2017	170801	1605 Office equipm...	Samsung 850...	2291 · Ross M...	767.02		150,945.73
Credit Card Charge	12/27/2017	171229	1605 Office equipm...	Cisco RV345...	2291 · Ross M...	411.53		151,357.26
Total 1605 · Office equipment						8,516.89	0.00	151,357.26
1606 · Leasehold improvements								0.00
Total 1606 · Leasehold improvements								0.00

Navitas Utility Corporation
General Ledger
As of December 31, 2017

Type	Date	Num	Name	Memo	Split	Debit	Credit	Balance
1607 · Meters and regulators								657,428.00
Bill	01/04/2017	80240	Jenkins Oilfield Sup...	(2) Regulators...	2221 · Vendors	722.00		658,150.00
Bill	01/27/2017	10829...	EGW Utilities, Inc.	(60) Meter 40...	2221 · Vendors	12,510.07		670,660.07
General Journal	01/31/2017	170131		4,389 Meters	-SPLIT-	1,591.00		672,251.07
Bill	02/01/2017	170201	Douglas Oil Shop	(4) LT245-75-...	2221 · Vendors	611.80		672,862.87
Bill	02/24/2017	5112	B & B Meter Service	(3) Meter Rep...	2221 · Vendors	1,475.00		674,337.87
General Journal	02/28/2017	170228		4,389 Meters	-SPLIT-	1,591.00		675,928.87
General Journal	03/31/2017	170331		4,373 Meters	-SPLIT-	1,548.00		677,476.87
General Journal	04/30/2017	170430		4,333 Meters	-SPLIT-	1,548.00		679,024.87
Bill	05/04/2017	S1708...	Equipment Controls ...	(100) R-275T...	2221 · Vendors	8,694.00		687,718.87
General Journal	05/31/2017	170531		4,314 Meters	-SPLIT-	1,548.00		689,266.87
Bill	06/16/2017	S1710...	Equipment Controls ...	(1) 2" regulator	2221 · Vendors	859.29		690,126.16
Bill	06/30/2017	5260	B & B Meter Service	(2) Meter Rep...	2221 · Vendors	1,546.32		691,672.48
General Journal	06/30/2017	170630		4,299 Meters	-SPLIT-	1,548.00		693,220.48
Bill	07/14/2017	S1711...	Equipment Controls ...	(1) 2" FF 125...	2221 · Vendors	2,186.87		695,407.35
General Journal	07/31/2017	170731		4,271 Meters	-SPLIT-	1,548.00		696,955.35
General Journal	08/31/2017	170831		4,243 Meters	-SPLIT-	1,505.00		698,460.35
Bill	09/07/2017	S1713...	Equipment Controls ...	(100) R-275T...	2221 · Vendors	8,694.00		707,154.35
Bill	09/20/2017	5398	B & B Meter Service	(2) Meter Rep...	2221 · Vendors	6,035.50		713,189.85
General Journal	09/30/2017	170930		4,255 Meters	-SPLIT-	1,548.00		714,737.85
Credit Card Charge	10/11/2017	171116	1607 Meters & Regu...	(2) Mini-Max ...	2288 · Kevin P...	3,332.25		718,070.10
General Journal	10/31/2017	171031		4,264 Meters	-SPLIT-	1,548.00		719,618.10
Bill	11/28/2017	10940...	EGW Utilities, Inc.	(1) Reg 2"	2221 · Vendors	643.04		720,261.14
General Journal	11/30/2017	171130		4,300 Meters	-SPLIT-	1,548.00		721,809.14
Bill	12/21/2017	5564	B & B Meter Service	(2) Dresser Mi...	2221 · Vendors	3,456.00		725,265.14
General Journal	12/31/2017	171231		4,330 Meters	-SPLIT-	1,548.00		726,813.14
Total 1607 · Meters and regulators						69,385.14	0.00	726,813.14
1651 · A/D - Autos & pickups								-425,655.98
General Journal	01/31/2017	170131			-SPLIT-		2,904.68	-428,560.66
General Journal	02/28/2017	170132			-SPLIT-		2,904.68	-431,465.34
General Journal	03/31/2017	170331			-SPLIT-		2,904.68	-434,370.02
General Journal	04/30/2017	170430			-SPLIT-		2,904.68	-437,274.70
General Journal	05/31/2017	170531			-SPLIT-		2,904.68	-440,179.38
General Journal	06/30/2017	170630		Transfer of '0...	1601 · Autos a...	24,784.00		-415,395.38
General Journal	06/30/2017	170630			-SPLIT-		3,319.31	-418,714.69
General Journal	07/31/2017	170731			-SPLIT-		3,319.31	-422,034.00
General Journal	08/31/2017	170831			-SPLIT-		3,319.31	-425,353.31
General Journal	09/30/2017	170930			-SPLIT-		3,319.31	-428,672.62
General Journal	10/31/2017	171031			-SPLIT-		3,319.31	-431,991.93
General Journal	11/30/2017	171130			-SPLIT-		3,319.31	-435,311.24
General Journal	12/31/2017	171231			-SPLIT-		3,723.05	-439,034.29
Total 1651 · A/D - Autos & pickups						24,784.00	38,162.31	-439,034.29

Navitas Utility Corporation
General Ledger
As of December 31, 2017

Type	Date	Num	Name	Memo	Split	Debit	Credit	Balance
1652 · A/D - Trucks								-64,419.12
General Journal	01/31/2017	170131			1651 · A/D - A...	0.12		-64,419.00
General Journal	02/28/2017	170132			1651 · A/D - A...	0.00		-64,419.00
General Journal	03/31/2017	170331			1651 · A/D - A...	0.00		-64,419.00
General Journal	04/30/2017	170430			1651 · A/D - A...	0.00		-64,419.00
General Journal	05/31/2017	170531			1651 · A/D - A...	0.00		-64,419.00
General Journal	06/30/2017	170630			1651 · A/D - A...	0.00		-64,419.00
General Journal	07/31/2017	170731			1651 · A/D - A...	0.00		-64,419.00
General Journal	08/31/2017	170831			1651 · A/D - A...	0.00		-64,419.00
General Journal	09/30/2017	170930			1651 · A/D - A...	0.00		-64,419.00
General Journal	10/31/2017	171031			1651 · A/D - A...	0.00		-64,419.00
General Journal	11/30/2017	171130			1651 · A/D - A...	0.00		-64,419.00
General Journal	12/31/2017	171231			1651 · A/D - A...	0.00		-64,419.00
Total 1652 · A/D - Trucks						0.12	0.00	-64,419.00
1653 · A/D - Heavy equipment								-127,220.30
General Journal	01/31/2017	170131			1651 · A/D - A...		593.18	-127,813.48
General Journal	02/28/2017	170132			1651 · A/D - A...		593.18	-128,406.66
General Journal	03/31/2017	170331			1651 · A/D - A...		989.66	-129,396.32
General Journal	04/30/2017	170430			1651 · A/D - A...		989.66	-130,385.98
General Journal	05/31/2017	170531			1651 · A/D - A...		989.66	-131,375.64
General Journal	06/30/2017	170630			1651 · A/D - A...		989.66	-132,365.30
General Journal	07/31/2017	170731			1651 · A/D - A...		989.66	-133,354.96
General Journal	08/31/2017	170831			1651 · A/D - A...		989.66	-134,344.62
General Journal	09/30/2017	170930			1651 · A/D - A...		1,045.61	-135,390.23
General Journal	10/31/2017	171031			1651 · A/D - A...		1,045.61	-136,435.84
General Journal	11/30/2017	171130			1651 · A/D - A...		1,045.61	-137,481.45
General Journal	12/31/2017	171231			1651 · A/D - A...		1,200.44	-138,681.89
Total 1653 · A/D - Heavy equipment						0.00	11,461.59	-138,681.89
1654 · A/D - Tools & equipment								-130,558.64
General Journal	01/31/2017	170131			1651 · A/D - A...		1,141.94	-131,700.58
General Journal	02/28/2017	170132			1651 · A/D - A...		692.52	-132,393.10
General Journal	03/31/2017	170331			1651 · A/D - A...		781.08	-133,174.18
General Journal	04/30/2017	170430			1651 · A/D - A...		781.08	-133,955.26
General Journal	05/31/2017	170531			1651 · A/D - A...		794.06	-134,749.32
General Journal	06/30/2017	170630			1651 · A/D - A...		794.06	-135,543.38
General Journal	07/31/2017	170731			1651 · A/D - A...		841.93	-136,385.31
General Journal	08/31/2017	170831			1651 · A/D - A...		841.93	-137,227.24
General Journal	09/30/2017	170930			1651 · A/D - A...		911.33	-138,138.57
General Journal	10/31/2017	171031			1651 · A/D - A...		911.33	-139,049.90
General Journal	11/30/2017	171130			1651 · A/D - A...		911.33	-139,961.23
General Journal	12/31/2017	171231			1651 · A/D - A...		911.33	-140,872.56
Total 1654 · A/D - Tools & equipment						0.00	10,313.92	-140,872.56

Navitas Utility Corporation
General Ledger
As of December 31, 2017

Type	Date	Num	Name	Memo	Split	Debit	Credit	Balance
1655 · A/D - Office equipment								-122,610.51
General Journal	01/31/2017	170131			1651 · A/D - A...		927.69	-123,538.20
General Journal	02/28/2017	170132			1651 · A/D - A...		985.40	-124,523.60
General Journal	03/31/2017	170331			1651 · A/D - A...		985.40	-125,509.00
General Journal	04/30/2017	170430			1651 · A/D - A...		985.40	-126,494.40
General Journal	05/31/2017	170531			1651 · A/D - A...		1,036.98	-127,531.38
General Journal	06/30/2017	170630			1651 · A/D - A...		1,044.62	-128,576.00
General Journal	07/31/2017	170731			1651 · A/D - A...		1,067.37	-129,643.37
General Journal	08/31/2017	170831			1651 · A/D - A...		1,067.37	-130,710.74
General Journal	09/30/2017	170930			1651 · A/D - A...		1,067.37	-131,778.11
General Journal	10/31/2017	171031			1651 · A/D - A...		1,067.37	-132,845.48
General Journal	11/30/2017	171130			1651 · A/D - A...		1,067.37	-133,912.85
General Journal	12/31/2017	171231			1651 · A/D - A...		1,075.94	-134,988.79
Total 1655 · A/D - Office equipment						0.00	12,378.28	-134,988.79
1656 · A/D - Leasehold improvements								0.00
Total 1656 · A/D - Leasehold improvements								0.00
1657 · A/D - Meters & regulators								-369,346.50
General Journal	01/31/2017	170131			1651 · A/D - A...		4,584.56	-373,931.06
General Journal	02/28/2017	170132			1651 · A/D - A...		4,615.21	-378,546.27
General Journal	03/31/2017	170331			1651 · A/D - A...		4,628.11	-383,174.38
General Journal	04/30/2017	170430			1651 · A/D - A...		4,641.01	-387,815.39
General Journal	05/31/2017	170531			1651 · A/D - A...		4,726.36	-392,541.75
General Journal	06/30/2017	170630			1651 · A/D - A...		4,751.88	-397,293.63
General Journal	07/31/2017	170731			1651 · A/D - A...		4,775.08	-402,068.71
General Journal	08/31/2017	170831			1651 · A/D - A...		4,780.19	-406,848.90
General Journal	09/30/2017	170930			1651 · A/D - A...		4,876.98	-411,725.88
General Journal	10/31/2017	171031			1651 · A/D - A...		4,878.78	-416,604.66
General Journal	11/30/2017	171130			1651 · A/D - A...		4,857.68	-421,462.34
General Journal	12/31/2017	171231			1651 · A/D - A...		4,890.97	-426,353.31
Total 1657 · A/D - Meters & regulators						0.00	57,006.81	-426,353.31
1600 · P and E - Other								0.00
Total 1600 · P and E - Other								0.00
Total 1600 · P and E						230,303.35	154,106.91	614,957.61
1700 · F/A								0.00
Total 1700 · F/A								0.00
1800 · OLTA								200,526.25
1801 · Organizational costs								11,911.50
Total 1801 · Organizational costs								11,911.50

Navitas Utility Corporation
General Ledger
As of December 31, 2017

Type	Date	Num	Name	Memo	Split	Debit	Credit	Balance
1802 · Investment in - NALLC								197,980.25
General Journal	11/16/2017	171116		Convert to Inv...	1499 · Contrac...	15,000.00		212,980.25
General Journal	12/31/2017	171231		15% of NALL...	417 · Revenue...		60,751.00	152,229.25
Total 1802 · Investment in - NALLC						15,000.00	60,751.00	152,229.25
1803 · Investment In - Nav Comm								2,546.00
Bill	01/01/2017	170101	Beach Mailing, LLC	January rent	2221 · Vendors	1,250.00		3,796.00
General Journal	01/01/2017	170101		Pay down ven...	2221 · Vendors		1,250.00	2,546.00
General Journal	01/01/2017	170101		NCOMM 201...	417 · Revenue...		0.22	2,545.78
Bill	07/18/2017	170718	TDH Construction	Parts for Trailer	2221 · Vendors	21.54		2,567.32
Bill	07/18/2017	170718	TDH Construction	Parts for Trailer	2221 · Vendors	700.49		3,267.81
Bill	07/18/2017	170718	TDH Construction	Parts for Trailer	2221 · Vendors	501.72		3,769.53
Bill	07/18/2017	170718	TDH Construction	Parts for Trailer	2221 · Vendors	374.85		4,144.38
Bill	07/18/2017	170718	TDH Construction	Parts of TH tr...	2221 · Vendors		194.44	3,949.94
General Journal	12/31/2017	171231		NCOMM 201...	417 · Revenue...	4,934.21		8,884.15
Total 1803 · Investment In - Nav Comm						7,782.81	1,444.66	8,884.15
1804 · Employee Loan								0.00
1804-JS -Jerod Shaw								0.00
Check	11/29/2017	6995	5100 Jerod Shaw	Employee Loan	1107 · Checkin...	861.60		861.60
Check	12/13/2017	7092	5100 Jerod Shaw	Employee Loan	1107 · Checkin...	430.80		1,292.40
Bill	12/22/2017	20171...	PayChex	Jerod Shaw r...	2221 · Vendors		50.00	1,242.40
Total 1804-JS -Jerod Shaw						1,292.40	50.00	1,242.40
1804-BR · Bill Radford								0.00
Total 1804-BR · Bill Radford								0.00
1804 · Employee Loan - Other								0.00
Total 1804 · Employee Loan - Other								0.00
Total 1804 · Employee Loan						1,292.40	50.00	1,242.40
1852 · A/D - Org costs								-11,911.50
Total 1852 · A/D - Org costs								-11,911.50
1800 · OLTA - Other								0.00
Total 1800 · OLTA - Other								0.00
Total 1800 · OLTA						24,075.21	62,245.66	162,355.80
1900 · Intangible assets								0.00
Total 1900 · Intangible assets								0.00
2000 · Acquisition clearing account								0.00
2001 · True-up - FCFA								0.00
Total 2001 · True-up - FCFA								0.00

Navitas Utility Corporation
General Ledger
As of December 31, 2017

Type	Date	Num	Name	Memo	Split	Debit	Credit	Balance
2000 · Acquisition clearing account - Other								0.00
Total 2000 · Acquisition clearing account - Other								0.00
Total 2000 · Acquisition clearing account								0.00
2200 · A/P								-1,109,600.60
2201 · Taxes								0.00
Total 2201 · Taxes								0.00
2221 · Vendors								-1,109,600.60
Bill	01/01/2017	161227	Access Cable Televi...	Acct # 09-003...	921.16 · Office...		144.22	-1,109,744.82
Bill	01/01/2017	20405...	Sonitrol Orange Cou...	Customer # 3...	932 · Maintena...		127.35	-1,109,872.17
Bill	01/01/2017	148	Robert Parks		-SPLIT-		8,016.00	-1,117,888.17
Bill	01/01/2017	25	LMJ Industries		-SPLIT-		2,000.00	-1,119,888.17
Bill	01/01/2017		Opal Leach		931 · Rents		250.00	-1,120,138.17
Bill	01/01/2017		Volunteer Trenching		874.16 · Mains...		250.00	-1,120,388.17
Bill	01/01/2017	170101	American Interstate ...	Policy AVWC...	924 · Insurance		1,793.28	-1,122,181.45
Bill	01/01/2017	170101	Beach Mailing, LLC		1803 · Investm...		1,250.00	-1,123,431.45
Bill	01/01/2017	10169...	X Stream Services	Account 0023...	6120 · Comm ...		387.11	-1,123,818.56
Bill	01/01/2017	170106	5100 Sue Yearwood		926 · Employe...		673.22	-1,124,491.78
Bill	01/01/2017	170110	Velma Public Works...		903.46 · Custo...		100.00	-1,124,591.78
Bill	01/01/2017	GS-49...	Servicestar	Customer # 2...	851.46 · Sys C...		49.17	-1,124,640.95
Bill	01/01/2017	33025...	Pitney Bowes	Account # 00...	931 · Rents		220.29	-1,124,861.24
Bill	01/01/2017	170110	Totah Communicati...	account # 7460	921.46 · Office...		289.33	-1,125,150.57
Bill	01/01/2017	170109	Red River Valley Ru...	Account # 19...	855.46 · Other ...		35.14	-1,125,185.71
Bill	01/01/2017	170109	Time Warner Cable	Account # 84...	6120 · Comm ...		465.00	-1,125,650.71
Bill	01/01/2017	170109	Time Warner Cable	Account # 84...	6120 · Comm ...		859.84	-1,126,510.55
Bill	01/01/2017	170109	Farmers Coop	Account # 353	-SPLIT-		2,497.69	-1,129,008.24
Bill	01/01/2017	16-282	DeBritton Holdings, ...		-SPLIT-		1,254.81	-1,130,263.05
Bill	01/01/2017	99419...	Airgas, Inc.		931 · Rents		162.41	-1,130,425.46
Bill	01/01/2017	170112	Jellico Electric & Wa...	Account # 00...	903.16 · Custo...		92.92	-1,130,518.38
Bill	01/01/2017	16-266	DeBritton Aviation Ltd.		-SPLIT-		6,661.90	-1,137,180.28
Credit	01/01/2017	AC - P...	Streetmaster, LLC	DeBritton Avi...	-SPLIT-	3,746.00		-1,133,434.28
Bill	01/01/2017	1701N...	Navitas Communica...		435 · Extraordi...		2,000.00	-1,135,434.28
General Journal	01/01/2017	170101	Navitas Communica...	Pay down ven...	1803 · Investm...	1,250.00		-1,134,184.28
Bill Pmt -Check	01/01/2017		Navitas Communica...	QuickBooks g...	1100 · Cash	0.00		-1,134,184.28
Bill	01/01/2017	25791	Tennessee One-Call...		925 · I/D - Safe...		56.00	-1,134,240.28
Bill	01/02/2017	170102	Tate Boy's Tire & Se...		426.30 · Penalt...		19.01	-1,134,259.29
Bill	01/02/2017	111	Steve Jolley		874.15 · Mains...		2,500.00	-1,136,759.29
Bill	01/02/2017	833 1...	Unifirst Holdings, In...		923.46 · Outsi...		29.68	-1,136,788.97
Bill	01/02/2017	825 1...	Unifirst Holdings, In...		923.46 · Outsi...		43.91	-1,136,832.88
Bill	01/03/2017		Legacy Bank		6320 · Bank fees		75.00	-1,136,907.88
Bill	01/03/2017	170103	Streetmaster, LLC		920 · Administr...		1,500.00	-1,138,407.88
Bill Pmt -Check	01/03/2017	5624	B & W Pipeline		1107 · Checkin...	28,069.64		-1,110,338.24
Bill Pmt -Check	01/03/2017	5625	Sparta Energy	March Produc...	1107 · Checkin...	32,837.64		-1,077,500.60
Bill Pmt -Check	01/03/2017	5626	Petrol Energy, LLC		1107 · Checkin...	65,591.66		-1,011,908.94
Bill Pmt -Check	01/03/2017	5627	United Healthcare	Customer # 4...	1107 · Checkin...	17,135.28		-994,773.66
Bill Pmt -Check	01/03/2017	5628	United Healthcare	Customer # 5...	1107 · Checkin...	14,790.66		-979,983.00
Bill	01/03/2017	170106	5100 Jerry Walker	USPS	6130 · Postage		18.64	-980,001.64

Navitas Utility Corporation
General Ledger
As of December 31, 2017

Type	Date	Num	Name	Memo	Split	Debit	Credit	Balance
Bill Pmt -Check	01/03/2017	Transfer	PayChex		1107 · Checkin...	61.46		-979,940.18
Bill	01/03/2017	170109	Purchase Power	Acct # 8000-9...	426.30 · Penalt...		56.32	-979,996.50
Bill	01/03/2017	170109	Ally	024923459722	-SPLIT-		645.10	-980,641.60
Bill	01/03/2017	170110	Roberta M. Rossi		6425 · Legal		6,563.40	-987,205.00
Bill	01/03/2017	170109	First Volunteer Bank		6320 · Bank fees		19.50	-987,224.50
Bill	01/03/2017	170109	Oklahoma Tax Com...	Sales Tax Per...	6410 · Lic, per...		20.00	-987,244.50
Bill	01/03/2017	827 0...	Unifirst Holdings, In...		923.46 · Outsi...		43.90	-987,288.40
Bill	01/03/2017	658	Full Spectrum Servi...		932 · Maintena...		175.00	-987,463.40
Bill Pmt -Check	01/04/2017	5629	Beach Mailing, LLC		1107 · Checkin...	1,250.00		-986,213.40
Bill	01/04/2017	21309...	Tate Boy's Tire & Se...		874.46 · Mains...		63.54	-986,276.94
Bill	01/04/2017	123	Petrol Energy, LLC		-SPLIT-		51,999.40	-1,038,276.34
Bill	01/04/2017	80240	Jenkins Oilfield Sup...	Customer Acc...	-SPLIT-		1,120.33	-1,039,396.67
Bill	01/04/2017	193899	Albany Plumbing & ...	Acct # 2621	874.15 · Mains...		26.18	-1,039,422.85
Bill	01/04/2017	90589...	Airgas, Inc.		931 · Rents		59.14	-1,039,481.99
Bill	01/04/2017	825 1...	Unifirst Holdings, In...		923.46 · Outsi...		206.88	-1,039,688.87
Bill	01/05/2017	TR-53...	Enable Gas Transmi...	Account # 26...	804.46 · City G...		1,890.05	-1,041,578.92
Bill	01/05/2017	824 1...	Unifirst Holdings, In...		923.46 · Outsi...		88.51	-1,041,667.43
Bill	01/05/2017	170109	Pioneer Cellular - us...	Account # CN...	921.46 · Office...		92.48	-1,041,759.91
Bill	01/05/2017	170109	CenterPoint Energy	7257756-2	804.46 · City G...		256.21	-1,042,016.12
Bill	01/05/2017	193908	Albany Plumbing & ...	Acct # 2621	874.15 · Mains...		21.62	-1,042,037.74
Bill	01/05/2017	31935...	Quill	Account # C2...	921.46 · Office...		31.45	-1,042,069.19
Bill	01/05/2017	32087...	Quill	Account # C2...	6140 · Office c...		123.38	-1,042,192.57
Bill	01/05/2017	32088...	Quill	Account # C2...	921.46 · Office...		18.42	-1,042,210.99
Bill	01/05/2017	10465	Hull Brothers, Inc.	Master Meter ...	887.15 · Maint...		1,386.25	-1,043,597.24
Bill	01/06/2017	20170...	PayChex		-SPLIT-		40,141.37	-1,083,738.61
Bill	01/06/2017	1021	Oklahoma Gas Ass...		6410 · Lic, per...		100.00	-1,083,838.61
Bill	01/06/2017	01170...	Natural Gas Pipeline...	Acct # 5319 / ...	804.46 · City G...		494.84	-1,084,333.45
Bill Pmt -Check	01/06/2017	5630	5100 Colin Ratowski	Chervon	1107 · Checkin...	25.13		-1,084,308.32
Bill Pmt -Check	01/06/2017	5631	5100 Jerry Walker		1107 · Checkin...	88.64		-1,084,219.68
Bill Pmt -Check	01/06/2017	5632	5100 John Guest		1107 · Checkin...	249.53		-1,083,970.15
Bill Pmt -Check	01/06/2017	5633	5100 Sue Yearwood		1107 · Checkin...	673.22		-1,083,296.93
Bill Pmt -Check	01/06/2017	5634	Access Cable Televi...	Acct # 09-003...	1107 · Checkin...	144.22		-1,083,152.71
Bill Pmt -Check	01/06/2017	5635	AFCO	04-98926209-...	1107 · Checkin...	862.45		-1,082,290.26
Bill Pmt -Check	01/06/2017	5636	Ally	024922596418	1107 · Checkin...	624.64		-1,081,665.62
Bill Pmt -Check	01/06/2017	5637	American Interstate ...	Policy AVWC...	1107 · Checkin...	1,793.28		-1,079,872.34
Bill Pmt -Check	01/06/2017	5638	AT&T Mobility	287021588346	1107 · Checkin...	625.70		-1,079,246.64
Bill Pmt -Check	01/06/2017	5639	Cardinal Engineering		1107 · Checkin...	960.80		-1,078,285.84
Bill Pmt -Check	01/06/2017	5640	Carnegie Lumber		1107 · Checkin...	57.98		-1,078,227.86
Bill Pmt -Check	01/06/2017	5641	Cart Farm & Home ...		1107 · Checkin...	193.95		-1,078,033.91
Bill Pmt -Check	01/06/2017	5642	CenterPoint Energy	7257756-2	1107 · Checkin...	91.16		-1,077,942.75
Bill Pmt -Check	01/06/2017	5643	CenterPoint Energy ...	Customer ID: ...	1107 · Checkin...	1,039.73		-1,076,903.02
Bill Pmt -Check	01/06/2017	5644	Cintas Corporation #...		1107 · Checkin...	125.00		-1,076,778.02
Bill Pmt -Check	01/06/2017	5645	CKenergy Electric C...		1107 · Checkin...	351.00		-1,076,427.02
Bill Pmt -Check	01/06/2017	5646	Cotton Electric Coop...	Acc # 270660...	1107 · Checkin...	70.48		-1,076,356.54
Bill Pmt -Check	01/06/2017	5647	Delgasco, Inc.	Account # 16...	1107 · Checkin...	4,300.62		-1,072,055.92
Bill Pmt -Check	01/06/2017	5648	DirecTV	Account # 03...	1107 · Checkin...	168.98		-1,071,886.94
Bill Pmt -Check	01/06/2017	5649	Dixon Kirchoff, Inc	Customer # 0...	1107 · Checkin...	140.99		-1,071,745.95
Bill Pmt -Check	01/06/2017	5650	E & S Oil Company		1107 · Checkin...	41.00		-1,071,704.95
Bill Pmt -Check	01/06/2017	5651	Easterday Building ...		1107 · Checkin...	273.36		-1,071,431.59

Navitas Utility Corporation
General Ledger
As of December 31, 2017

Type	Date	Num	Name	Memo	Split	Debit	Credit	Balance
Bill Pmt -Check	01/06/2017	5652	Enable Gas Transmi...		1107 · Checkin...	1,879.29		-1,069,552.30
Bill Pmt -Check	01/06/2017	5653	G & C Supply Co, Inc	Cust # 109469	1107 · Checkin...	118.33		-1,069,433.97
Bill Pmt -Check	01/06/2017	5654	Grainger	Account # 84...	1107 · Checkin...	116.05		-1,069,317.92
Bill Pmt -Check	01/06/2017	5655	Guardian	Group ID: 00 ...	1107 · Checkin...	309.32		-1,069,008.60
Bill Pmt -Check	01/06/2017	5656	H & C Services and ...		1107 · Checkin...	353.79		-1,068,654.81
Bill Pmt -Check	01/06/2017	5657	Harmon Electric Ass...	Account # 50...	1107 · Checkin...	124.07		-1,068,530.74
Bill Pmt -Check	01/06/2017	5658	Haskell County Wat...	Acc # 10-1240	1107 · Checkin...	19.80		-1,068,510.94
Bill Pmt -Check	01/06/2017	5659	HBC CPAs & Advisors		1107 · Checkin...	4,100.00		-1,064,410.94
Bill Pmt -Check	01/06/2017	5660	Hudson Equipment		1107 · Checkin...	333.04		-1,064,077.90
Bill Pmt -Check	01/06/2017	5661	Kentucky Undergrou...	Customer ID: ...	1107 · Checkin...	1.60		-1,064,076.30
Bill Pmt -Check	01/06/2017	5662	Keystone-Beard Eq...		1107 · Checkin...	330.49		-1,063,745.81
Bill Pmt -Check	01/06/2017	5663	Legacy Bank		1107 · Checkin...	75.00		-1,063,670.81
Bill Pmt -Check	01/06/2017	5664	Liberty Mutual Insur...	Account # 40...	1107 · Checkin...	2,649.34		-1,061,021.47
Bill Pmt -Check	01/06/2017	5665	Mesa Consolidated ...	Acc # 045127...	1107 · Checkin...	54.56		-1,060,966.91
Bill Pmt -Check	01/06/2017	5666	Monday's Stop N Sh...		1107 · Checkin...	2,739.62		-1,058,227.29
Bill Pmt -Check	01/06/2017	5667	Natural Gas Pipeline...	Acct # 5319 / ...	1107 · Checkin...	494.84		-1,057,732.45
Bill Pmt -Check	01/06/2017	5668	O'Reilly Auto Parts		1107 · Checkin...	29.37		-1,057,703.08
Bill Pmt -Check	01/06/2017	5669	Oklahoma Corporati...		1107 · Checkin...	21.00		-1,057,682.08
Bill Pmt -Check	01/06/2017	5670	Oklahoma Departm...	J/P 24242 (04...	1107 · Checkin...	13,236.76		-1,044,445.32
Bill Pmt -Check	01/06/2017	5671	Oklahoma Gas Ass...		1107 · Checkin...	100.00		-1,044,345.32
Bill Pmt -Check	01/06/2017	5672	Oklahoma Natural G...		1107 · Checkin...	3,832.97		-1,040,512.35
Bill Pmt -Check	01/06/2017	5673	Oklahoma Tax Com...	Vehicle Regis...	1107 · Checkin...	107.50		-1,040,404.85
Bill Pmt -Check	01/06/2017	5674	Opal Leach		1107 · Checkin...	250.00		-1,040,154.85
Bill Pmt -Check	01/06/2017	5675	Pioneer Telephone ...	Account # PT...	1107 · Checkin...	105.35		-1,040,049.50
Bill Pmt -Check	01/06/2017	5676	Pitney Bowes	Account # 00...	1107 · Checkin...	634.38		-1,039,415.12
Bill Pmt -Check	01/06/2017	5677	Prince Plumbing LLC		1107 · Checkin...	15.72		-1,039,399.40
Bill Pmt -Check	01/06/2017	5678	Public Service Co.		1107 · Checkin...	356.74		-1,039,042.66
Bill Pmt -Check	01/06/2017	5679	Purchase Power	Acct # 8000-9...	1107 · Checkin...	836.16		-1,038,206.50
Bill Pmt -Check	01/06/2017	5680	Quill	Account # C2...	1107 · Checkin...	81.68		-1,038,124.82
Bill Pmt -Check	01/06/2017	5681	ReadyRefresh	Account # 00...	1107 · Checkin...	79.33		-1,038,045.49
Bill Pmt -Check	01/06/2017	5682	Roberta M. Rossi		1107 · Checkin...	3,150.00		-1,034,895.49
Bill Pmt -Check	01/06/2017	5683	Ron Comingdeer & ...		1107 · Checkin...	4,166.00		-1,030,729.49
Bill Pmt -Check	01/06/2017	5684	Russmar Utility Man...		1107 · Checkin...	2,000.00		-1,028,729.49
Bill Pmt -Check	01/06/2017	5685	Sonitrol Orange Cou...	Customer # 3...	1107 · Checkin...	127.35		-1,028,602.14
Bill Pmt -Check	01/06/2017	5686	Battery Backup Pow...		1107 · Checkin...	1,020.94		-1,027,581.20
Bill Pmt -Check	01/06/2017	5687	Southern California ...	Customer acc...	1107 · Checkin...	318.53		-1,027,262.67
Bill Pmt -Check	01/06/2017	5688	Southern Star Centr...		1107 · Checkin...	10,206.56		-1,017,056.11
Bill Pmt -Check	01/06/2017	5689	Enbridge/Spectra E...	Account # 29...	1107 · Checkin...	1,672.21		-1,015,383.90
Bill Pmt -Check	01/06/2017	5690	State Fund		1107 · Checkin...	820.50		-1,014,563.40
Bill Pmt -Check	01/06/2017	5691	Steve Jolley		1107 · Checkin...	2,500.00		-1,012,063.40
Bill Pmt -Check	01/06/2017	5692	Tennessee One-Call...	MBR CODE: ...	1107 · Checkin...	1,170.60		-1,010,892.80
Bill Pmt -Check	01/06/2017	5693	Terminix Processing...	Cust # 7479088	1107 · Checkin...	55.00		-1,010,837.80
Bill Pmt -Check	01/06/2017	5694	SoCal Gas	Account # 10...	1107 · Checkin...	43.51		-1,010,794.29
Bill Pmt -Check	01/06/2017	5695	The Town of Grace...		1107 · Checkin...	75.00		-1,010,719.29
Bill Pmt -Check	01/06/2017	5696	Town of Eakly		1107 · Checkin...	234.17		-1,010,485.12
Bill Pmt -Check	01/06/2017	5697	Unifirst Holdings, In...		1107 · Checkin...	1,272.94		-1,009,212.18
Bill Pmt -Check	01/06/2017	5698	Unifirst Holdings, In...		1107 · Checkin...	263.46		-1,008,948.72
Bill Pmt -Check	01/06/2017	5699	Unifirst Holdings, In...		1107 · Checkin...	560.30		-1,008,388.42
Bill Pmt -Check	01/06/2017	5700	Unifirst Holdings, In...		1107 · Checkin...	263.40		-1,008,125.02

Navitas Utility Corporation
General Ledger
As of December 31, 2017

Type	Date	Num	Name	Memo	Split	Debit	Credit	Balance
Bill Pmt -Check	01/06/2017	5701	US Cellular	Account # 84...	1107 · Checkin...	374.39		-1,007,750.63
Bill Pmt -Check	01/06/2017	5702	Verizon Wireless	Account # 87...	1107 · Checkin...	732.48		-1,007,018.15
Bill Pmt -Check	01/06/2017	5703	Wann Stop		1107 · Checkin...	34.25		-1,006,983.90
Bill Pmt -Check	01/06/2017	5704	Western Exterminat...	Cust # 15043...	1107 · Checkin...	72.00		-1,006,911.90
Bill Pmt -Check	01/06/2017	5705	Windstream	Account # 04...	1107 · Checkin...	319.99		-1,006,591.91
Bill Pmt -Check	01/06/2017	5706	X Stream Services	0013081	1107 · Checkin...	387.11		-1,006,204.80
Bill Pmt -Check	01/06/2017	5707	Ally	024921495072	1107 · Checkin...	593.55		-1,005,611.25
Bill Pmt -Check	01/06/2017	5708	DirecTV	Account # 08...	1107 · Checkin...	121.98		-1,005,489.27
Bill Pmt -Check	01/06/2017	5709	Purchase Power	Acct # 8000-9...	1107 · Checkin...	907.50		-1,004,581.77
Bill	01/06/2017	40002...	Cintas Corporation #...	Acct # 35084	923.16 · Outsi...		25.00	-1,004,606.77
Bill	01/06/2017	32543...	Quill	Account # C2...	6140 · Office c...		18.52	-1,004,625.29
Bill	01/06/2017	32544...	Quill	Account # C2...	921.46 · Office...		18.43	-1,004,643.72
Bill	01/06/2017	170113	AFCO	Account # 04-...	-SPLIT-		4,950.54	-1,009,594.26
Bill	01/06/2017	70-TN...	Southern Star Centr...		804.46 · City G...		11,602.06	-1,021,196.32
Bill	01/06/2017	123536	England Ford Inc	Cust # 1024	874.46 · Mains...		828.83	-1,022,025.15
Bill Pmt -Check	01/09/2017	5710	TDH Construction		1107 · Checkin...	2,880.00		-1,019,145.15
Bill Pmt -Check	01/09/2017	5711	Navitas 1, LLC		1107 · Checkin...	9,080.00		-1,010,065.15
Bill	01/09/2017	703709	Barbara Uhrig		931 · Rents		200.00	-1,010,265.15
Bill	01/09/2017	01092...	AT&T Mobility	Account # 28...	921.46 · Office...		631.71	-1,010,896.86
Bill	01/09/2017	833 1...	Unifirst Holdings, In...		923.46 · Outsi...		29.68	-1,010,926.54
Bill	01/09/2017	825 1...	Unifirst Holdings, In...		923.46 · Outsi...		43.91	-1,010,970.45
Bill Pmt -Check	01/10/2017	Transfer	PayChex		1107 · Checkin...	40,141.37		-970,829.08
Bill Pmt -Check	01/10/2017	5712	Bank 7	Loan 1010669	1107 · Checkin...	4,053.67		-966,775.41
Bill	01/10/2017	HC11...	H & C Services and ...		874.46 · Mains...		154.57	-966,929.98
Bill	01/10/2017	24000	Keystone-Beard Eq...		874.46 · Mains...		60.00	-966,989.98
Bill	01/10/2017	170118	Ron Comingdeer & ...		923.46 · Outsi...		2,083.00	-969,072.98
Bill	01/10/2017	827 0...	Unifirst Holdings, In...		923.46 · Outsi...		43.90	-969,116.88
Bill	01/10/2017	86536	Hudson Equipment		874.46 · Mains...		5.25	-969,122.13
Bill	01/11/2017	TR-57...	Enable Oklahoma In...	Account # 26...	804.46 · City G...		3,709.00	-972,831.13
Bill	01/11/2017	TR-57...	Enable Oklahoma In...	Account # 26...	804.46 · City G...		4,999.80	-977,830.93
Bill	01/11/2017	30-023	Volunteer Trenching		887.16 · Maint...		550.00	-978,380.93
Bill	01/11/2017	HC11...	H & C Services and ...		874.46 · Mains...		40.36	-978,421.29
Bill	01/11/2017	170112	Southern California ...	Customer acc...	6230 · Utilities		266.70	-978,687.99
Bill	01/11/2017	010219	Rick Garner's Trans...		874.46 · Mains...		1,105.00	-979,792.99
Bill	01/11/2017	170118	5100 Bruce Lynn	Tanner Jenki...	926 · Employe...		100.00	-979,892.99
Bill	01/11/2017	0244-...	O'Reilly Auto Parts		874.46 · Mains...		87.16	-979,980.15
Bill	01/11/2017	825 1...	Unifirst Holdings, In...		923.46 · Outsi...		201.58	-980,181.73
Bill	01/11/2017	86636	Hudson Equipment		874.46 · Mains...		50.45	-980,232.18
Bill	01/11/2017	86681	Hudson Equipment		874.46 · Mains...		6.45	-980,238.63
Bill	01/11/2017	86713	Hudson Equipment		874.46 · Mains...		19.79	-980,258.42
Bill	01/11/2017	0219-...	O'Reilly Auto Parts		874.46 · Mains...		53.66	-980,312.08
Bill	01/11/2017	263005	Harold's Auto Supply	Acct # 3530	874.46 · Mains...		27.65	-980,339.73
Bill Pmt -Check	01/12/2017	5713	B & B Meter Service		1107 · Checkin...	1,943.60		-978,396.13
Bill	01/12/2017	824 1...	Unifirst Holdings, In...		923.46 · Outsi...		88.51	-978,484.64
Bill	01/12/2017	20170...	PayChex		-SPLIT-		34,452.56	-1,012,937.20
Bill	01/12/2017	10089...	Clearwater Enterpris...	Financial Mon...	804.46 · City G...		31,788.22	-1,044,725.42
Bill	01/12/2017	10089...	Clearwater Enterpris...	Financial Mon...	804.46 · City G...		179,960.95	-1,224,686.37
Bill	01/12/2017	170113	SoCal Gas	Account # 10...	6230 · Utilities		121.82	-1,224,808.19
Bill	01/12/2017	129854	Delgasco, Inc.	Account # 16...	804.16 · City G...		25,689.69	-1,250,497.88

Navitas Utility Corporation
General Ledger
As of December 31, 2017

Type	Date	Num	Name	Memo	Split	Debit	Credit	Balance
Bill	01/12/2017	170118	Public Service Co.	Account # 95...	903.46 · Custo...		25.93	-1,250,523.81
Bill	01/12/2017	170118	Windstream	Account # 04...	921.46 · Office...		336.80	-1,250,860.61
Bill	01/12/2017	170120	Liberty Mutual Insur...	Account # 40...	924 · Insurance		2,833.09	-1,253,693.70
Bill Pmt -Check	01/13/2017	Transfer	PayChex		1107 · Checkin...	34,452.56		-1,219,241.14
Bill	01/13/2017	16120...	Enbridge/Spectra E...	Account # 29...	804.15 · City G...		1,671.44	-1,220,912.58
Bill Pmt -Check	01/13/2017	5714	Clearwater Enterpris...		1107 · Checkin...	75,550.54		-1,145,362.04
Bill	01/13/2017	170113	A New Energy LLC		-SPLIT-		4,166.66	-1,149,528.70
Bill	01/13/2017	17011...	Oklahoma Natural G...	Account # 21...	804.46 · City G...		547.41	-1,150,076.11
Bill	01/13/2017	17011...	Oklahoma Natural G...	Account # 21...	804.46 · City G...		272.93	-1,150,349.04
Bill	01/13/2017	17011...	Oklahoma Natural G...	Account # 21...	804.46 · City G...		166.24	-1,150,515.28
Bill	01/13/2017	17011...	Oklahoma Natural G...	Account # 21...	804.46 · City G...		2,661.00	-1,153,176.28
Bill	01/13/2017	17011...	Oklahoma Natural G...	Account # 21...	804.46 · City G...		775.06	-1,153,951.34
Bill	01/13/2017	17011...	Oklahoma Natural G...	Account # 21...	804.46 · City G...		452.11	-1,154,403.45
Bill	01/13/2017	17011...	Oklahoma Natural G...	Account # 21...	804.46 · City G...		262.88	-1,154,666.33
Bill	01/13/2017	40002...	Cintas Corporation #...	Acct # 35084	923.16 · Outsi...		25.00	-1,154,691.33
Bill	01/13/2017	170125	Ally	024922596418	-SPLIT-		624.64	-1,155,315.97
Bill	01/13/2017	170125	AFCO	Account # 03-...	-SPLIT-		862.45	-1,156,178.42
Bill	01/13/2017	37856...	Spring House Water...	Acct No. 0170...	-SPLIT-		101.25	-1,156,279.67
Bill	01/14/2017	170114	TDH Construction	Costco	6140 · Office c...		109.98	-1,156,389.65
Bill	01/15/2017	170120	Cotton Electric Coop...	Acc # 270660...	903.46 · Custo...		70.76	-1,156,460.41
Bill	01/16/2017	833 1...	Unifirst Holdings, In...		923.46 · Outsi...		29.68	-1,156,490.09
Bill	01/16/2017	825 1...	Unifirst Holdings, In...		923.46 · Outsi...		43.91	-1,156,534.00
Bill	01/16/2017	170131	Haskell County Wat...	Acc # 10-1240	903.46 · Custo...		18.00	-1,156,552.00
Bill	01/16/2017	10479	Hull Brothers, Inc.	Fitzgerald - Al...	887.15 · Maint...		274.50	-1,156,826.50
Bill Pmt -Check	01/17/2017	5715	Rick Garner's Trans...		1107 · Checkin...	1,105.00		-1,155,721.50
Bill	01/17/2017	20170...	PayChex		923 · Outside ...		881.99	-1,156,603.49
Bill	01/17/2017	00425...	United Healthcare	Customer # 4...	926 · Employe...		8,469.75	-1,165,073.24
Bill	01/17/2017	170119	Guardian	Group ID: 00 ...	924 · Insurance		313.35	-1,165,386.59
Bill	01/17/2017	82974...	Baker Donelson	Client 2927711	-SPLIT-		1,575.29	-1,166,961.88
Bill	01/17/2017	20063...	Kentucky Undergrou...	Customer ID: ...	925 · I/D - Safe...		8.00	-1,166,969.88
Bill	01/17/2017	82970...	Baker Donelson	Client 2927711	-SPLIT-		212.56	-1,167,182.44
Bill	01/17/2017	36171...	Terminix Processing...	Cust # 7479088	932 · Maintena...		55.00	-1,167,237.44
Bill	01/17/2017	35663...	Quill	Account # C2...	921.46 · Office...		61.62	-1,167,299.06
Bill	01/17/2017	81900	Cart Farm & Home ...		874.46 · Mains...		3.72	-1,167,302.78
Bill Pmt -Check	01/18/2017	5716	5100 Scott Kniess	2016	1107 · Checkin...	677.23		-1,166,625.55
Bill Pmt -Check	01/18/2017	5717	A New Energy LLC	September	1107 · Checkin...	2,083.33		-1,164,542.22
Bill Pmt -Check	01/18/2017	5718	Aflac	Accout #: FG...	1107 · Checkin...	153.12		-1,164,389.10
Bill Pmt -Check	01/18/2017	5719	Airgas, Inc.		1107 · Checkin...	287.27		-1,164,101.83
Bill Pmt -Check	01/18/2017	5720	Albany Plumbing & ...		1107 · Checkin...	47.80		-1,164,054.03
Bill Pmt -Check	01/18/2017	5721	Ally	024924239093	1107 · Checkin...	602.92		-1,163,451.11
Bill Pmt -Check	01/18/2017	5722	Buckaloo Construction		1107 · Checkin...	1,430.00		-1,162,021.11
Bill Pmt -Check	01/18/2017	5723	CenterPoint Energy	7257756-2	1107 · Checkin...	256.21		-1,161,764.90
Bill Pmt -Check	01/18/2017	5724	Cintas Corporation #...		1107 · Checkin...	50.00		-1,161,714.90
Bill Pmt -Check	01/18/2017	5725	Continental Industrie...		1107 · Checkin...	4,227.15		-1,157,487.75
Bill Pmt -Check	01/18/2017	5726	DeBritton Aviation Ltd.		1107 · Checkin...	3,172.86		-1,154,314.89
Bill Pmt -Check	01/18/2017	5727	DeBritton Holdings, ...		1107 · Checkin...	1,200.00		-1,153,114.89
Bill Pmt -Check	01/18/2017	5728	Barbara Uhrig		1107 · Checkin...	200.00		-1,152,914.89
Bill Pmt -Check	01/18/2017	5729	EGW Utilities, Inc.		1107 · Checkin...	2,201.51		-1,150,713.38
Bill Pmt -Check	01/18/2017	5730	Enable Gas Transmi...	Account # 26...	1107 · Checkin...	1,883.28		-1,148,830.10

Navitas Utility Corporation
General Ledger
As of December 31, 2017

Type	Date	Num	Name	Memo	Split	Debit	Credit	Balance
Bill Pmt -Check	01/18/2017	5731	Enable Oklahoma In...		1107 · Checkin...	10,824.40		-1,138,005.70
Bill Pmt -Check	01/18/2017	5732	England Ford Inc		1107 · Checkin...	1,167.73		-1,136,837.97
Bill Pmt -Check	01/18/2017	5733	Entz Oilfield Chemic...		1107 · Checkin...	121.84		-1,136,716.13
Bill Pmt -Check	01/18/2017	5734	Farmers Coop	Account # 353	1107 · Checkin...	2,497.69		-1,134,218.44
Bill Pmt -Check	01/18/2017	5735	First Volunteer Bank		1107 · Checkin...	19.50		-1,134,198.94
Bill Pmt -Check	01/18/2017	5736	Grainger	Account # 84...	1107 · Checkin...	80.75		-1,134,118.19
Bill Pmt -Check	01/18/2017	5737	H & C Services and ...		1107 · Checkin...	194.93		-1,133,923.26
Bill Pmt -Check	01/18/2017	5738	Isco Industries, LLC		1107 · Checkin...	453.13		-1,133,470.13
Bill Pmt -Check	01/18/2017	5739	Jellico Electric & Wa...	Account # 00...	1107 · Checkin...	92.92		-1,133,377.21
Bill Pmt -Check	01/18/2017	5740	Jenkins Oilfield Sup...	Customer Acc...	1107 · Checkin...	1,120.33		-1,132,256.88
Bill Pmt -Check	01/18/2017	5741	K E Andrews and C...		1107 · Checkin...	3,500.00		-1,128,756.88
Bill Pmt -Check	01/18/2017	5742	Keystone-Beard Eq...		1107 · Checkin...	60.00		-1,128,696.88
Bill Pmt -Check	01/18/2017	5743	LMJ Industries		1107 · Checkin...	2,000.00		-1,126,696.88
Bill Pmt -Check	01/18/2017	5744	Motley Gin, Inc.	Account ID: N...	1107 · Checkin...	246.40		-1,126,450.48
Bill Pmt -Check	01/18/2017	5745	O'Reilly Auto Parts		1107 · Checkin...	57.70		-1,126,392.78
Bill Pmt -Check	01/18/2017	5746	Ochelata Utility Auth...	Account 1129	1107 · Checkin...	135.58		-1,126,257.20
Bill Pmt -Check	01/18/2017	5747	Oklahoma Tax Com...	Sales Tax Per...	1107 · Checkin...	20.00		-1,126,237.20
Bill Pmt -Check	01/18/2017	5748	Pioneer Cellular - us...	Account # CN...	1107 · Checkin...	92.48		-1,126,144.72
Bill Pmt -Check	01/18/2017	5749	Pitney Bowes	Account # 00...	1107 · Checkin...	220.29		-1,125,924.43
Bill Pmt -Check	01/18/2017	5750	Purchase Power	Acct # 8000-9...	1107 · Checkin...	56.32		-1,125,868.11
Bill Pmt -Check	01/18/2017	5751	Quill		1107 · Checkin...	210.20		-1,125,657.91
Bill Pmt -Check	01/18/2017	5752	Quinton Parts Supply		1107 · Checkin...	50.73		-1,125,607.18
Bill Pmt -Check	01/18/2017	5753	R & R Water /Culligan	Account # 2279	1107 · Checkin...	118.72		-1,125,488.46
Bill Pmt -Check	01/18/2017	5754	Red River Valley Ru...	Account # 19...	1107 · Checkin...	35.14		-1,125,453.32
Bill Pmt -Check	01/18/2017	5755	Roberta M. Rossi		1107 · Checkin...	2,835.00		-1,122,618.32
Bill Pmt -Check	01/18/2017	5756	Ron Comingdeer & ...		1107 · Checkin...	2,083.00		-1,120,535.32
Bill Pmt -Check	01/18/2017	5757	Schulz Pipeline Con...		1107 · Checkin...	13,488.12		-1,107,047.20
Bill Pmt -Check	01/18/2017	5758	Servicestar	Customer # 2...	1107 · Checkin...	49.17		-1,106,998.03
Bill Pmt -Check	01/18/2017	5759	Battery Backup Pow...	December	1107 · Checkin...	651.71		-1,106,346.32
Bill Pmt -Check	01/18/2017	5760	Southern California ...	Customer acc...	1107 · Checkin...	266.70		-1,106,079.62
Bill Pmt -Check	01/18/2017	5761	Southern Star Centr...		1107 · Checkin...	10,575.06		-1,095,504.56
Bill Pmt -Check	01/18/2017	5762	Enbridge/Spectra E...	Account # 29...	1107 · Checkin...	1,671.44		-1,093,833.12
Bill Pmt -Check	01/18/2017	5763	Stephens Co. Rural ...	Account A-04...	1107 · Checkin...	35.00		-1,093,798.12
Bill Pmt -Check	01/18/2017	5764	Tate Boy's Tire & Se...		1107 · Checkin...	1,175.57		-1,092,622.55
Bill Pmt -Check	01/18/2017	5765	SoCal Gas	Account # 10...	1107 · Checkin...	121.82		-1,092,500.73
Bill Pmt -Check	01/18/2017	5766	Time Warner Cable	Account # 84...	1107 · Checkin...	465.00		-1,092,035.73
Bill Pmt -Check	01/18/2017	5767	Totah Communicati...	account # 7460	1107 · Checkin...	289.33		-1,091,746.40
Bill Pmt -Check	01/18/2017	5768	Robert Parks		1107 · Checkin...	8,016.00		-1,083,730.40
Bill Pmt -Check	01/18/2017	5769	Unifirst Holdings, In...		1107 · Checkin...	455.20		-1,083,275.20
Bill Pmt -Check	01/18/2017	5770	Unifirst Holdings, In...		1107 · Checkin...	87.82		-1,083,187.38
Bill Pmt -Check	01/18/2017	5771	Unifirst Holdings, In...		1107 · Checkin...	177.02		-1,083,010.36
Bill Pmt -Check	01/18/2017	5772	Unifirst Holdings, In...		1107 · Checkin...	87.80		-1,082,922.56
Bill Pmt -Check	01/18/2017	5773	Unifirst Holdings, In...		1107 · Checkin...	59.36		-1,082,863.20
Bill Pmt -Check	01/18/2017	5774	Velma Public Works...		1107 · Checkin...	100.00		-1,082,763.20
Bill Pmt -Check	01/18/2017	5775	Volunteer Trenching		1107 · Checkin...	2,973.00		-1,079,790.20
Bill Pmt -Check	01/18/2017	5776	Western Exterminat...	Cust # 15043...	1107 · Checkin...	72.00		-1,079,718.20
Bill Pmt -Check	01/18/2017	5777	Ally	024923459722	1107 · Checkin...	645.10		-1,079,073.10
Bill Pmt -Check	01/18/2017	5778	Time Warner Cable	Account # 84...	1107 · Checkin...	859.84		-1,078,213.26
Bill	01/18/2017	170119	5100 Jerry Walker	Larry Creekm...	926 · Employe...		100.00	-1,078,313.26

Navitas Utility Corporation
General Ledger
As of December 31, 2017

Type	Date	Num	Name	Memo	Split	Debit	Credit	Balance
Bill	01/18/2017	825 1...	Unifirst Holdings, In...		923.46 · Outsi...		232.42	-1,078,545.68
Bill	01/18/2017	97789...	Verizon Wireless	Account # 87...	921.16 · Office...		732.32	-1,079,278.00
Bill	01/19/2017	C0042...	United Healthcare	Customer # 5...	926 · Employe...		24,343.50	-1,103,621.50
Bill	01/19/2017	824 1...	Unifirst Holdings, In...		923.46 · Outsi...		88.51	-1,103,710.01
Bill	01/19/2017	36397...	Quill	Account # C2...	921.46 · Office...		36.04	-1,103,746.05
Bill	01/19/2017	09503	Victory Resources, ...		887.46 · Maint...		317.88	-1,104,063.93
Bill	01/19/2017	170203	TDH Construction	Costco	6140 · Office c...		69.99	-1,104,133.92
Bill Pmt -Check	01/20/2017	Transfer	PayChex		1107 · Checkin...	881.99		-1,103,251.93
Bill	01/20/2017	20170...	PayChex		-SPLIT-		39,838.15	-1,143,090.08
Bill	01/20/2017	30562...	Locke Supply		874.46 · Mains...		56.48	-1,143,146.56
Bill	01/20/2017	170125	Pioneer Telephone ...	Account # PT...	921.46 · Office...		105.26	-1,143,251.82
Bill	01/20/2017	01746...	US Cellular	Account # 84...	921.46 · Office...		377.73	-1,143,629.55
Bill	01/20/2017	40002...	Cintas Corporation #...	Acct # 35084	923.16 · Outsi...		25.00	-1,143,654.55
Bill	01/21/2017	170202	Town of Eakly	Account # 888	6230 · Utilities		93.21	-1,143,747.76
Bill	01/21/2017	170202	Town of Eakly	Account # 1019	6230 · Utilities		18.01	-1,143,765.77
Bill	01/22/2017	115674	Entz Oilfield Chemic...		874.46 · Mains...		139.34	-1,143,905.11
Bill	01/23/2017	24195	Keystone-Beard Eq...		-SPLIT-		212.75	-1,144,117.86
Bill	01/23/2017	Reque...	Hull Brothers, Inc.		887.15 · Maint...		97,134.47	-1,241,252.33
Bill	01/23/2017	37533...	Quill	Account # C2...	921.16 · Office...		52.42	-1,241,304.75
Bill	01/23/2017	170127	5100 John Guest		926 · Employe...		249.53	-1,241,554.28
Bill	01/23/2017	170130	Ally	024921495072	-SPLIT-		593.55	-1,242,147.83
Bill	01/23/2017	37511...	Quill	Account # C2...	6140 · Office c...		240.34	-1,242,388.17
Bill	01/23/2017	82508	Cart Farm & Home ...		874.46 · Mains...		4.68	-1,242,392.85
Bill	01/23/2017	833 1...	Unifirst Holdings, In...		923.46 · Outsi...		32.33	-1,242,425.18
Bill	01/23/2017	825 1...	Unifirst Holdings, In...		923.46 · Outsi...		43.91	-1,242,469.09
Bill Pmt -Check	01/24/2017	Transfer	PayChex		1107 · Checkin...	39,838.15		-1,202,630.94
Bill	01/24/2017	07A00...	ReadyRefresh	Account # 00...	6230 · Utilities		79.30	-1,202,710.24
Bill	01/24/2017	24862...	CenterPoint Energy ...	Customer ID: ...	-SPLIT-		2,642.09	-1,205,352.33
Bill	01/24/2017	10827...	EGW Utilities, Inc.	Customer ID ...	1604 · Tools a...		3,864.14	-1,209,216.47
Bill	01/24/2017	170130	Public Service Co.	Account # 95...	903.46 · Custo...		37.71	-1,209,254.18
Bill	01/24/2017	170130	Public Service Co.	Account # 95...	903.46 · Custo...		137.04	-1,209,391.22
Bill	01/24/2017	10483	Hull Brothers, Inc.		887.15 · Maint...		995.00	-1,210,386.22
Bill	01/24/2017	66439...	G & C Supply Co, Inc	Cust # 109469	-SPLIT-		49.88	-1,210,436.10
Bill	01/24/2017	37624...	Quill	Account # C2...	6140 · Office c...		14.53	-1,210,450.63
Bill	01/24/2017	827 0...	Unifirst Holdings, In...		923.46 · Outsi...		43.90	-1,210,494.53
Bill	01/25/2017	21323...	Tate Boy's Tire & Se...		874.46 · Mains...		51.90	-1,210,546.43
Bill	01/25/2017	170125	5100 Woody Sitton	Dusty Mol	926 · Employe...		100.00	-1,210,646.43
Bill	01/25/2017	0244-...	O'Reilly Auto Parts		874.46 · Mains...		44.64	-1,210,691.07
Bill	01/25/2017	0244-...	O'Reilly Auto Parts		874.46 · Mains...		141.68	-1,210,832.75
Bill	01/25/2017	855789	Aflac	Accout #: FG...	926 · Employe...		153.12	-1,210,985.87
Bill	01/25/2017	170131	Oklahoma Natural G...	Acc # 212809...	903.46 · Custo...		21.32	-1,211,007.19
Bill	01/25/2017	170130	Harmon Electric Ass...	Account # 50...	903.46 · Custo...		104.73	-1,211,111.92
Bill	01/25/2017	468	Quinton Parts Supply		874.46 · Mains...		15.99	-1,211,127.91
Bill	01/25/2017	82783	Cart Farm & Home ...		874.46 · Mains...		24.39	-1,211,152.30
Bill	01/25/2017	825 1...	Unifirst Holdings, In...		923.46 · Outsi...		201.58	-1,211,353.88
Bill	01/26/2017	170130	Public Service Co.	Account # 95...	903.46 · Custo...		83.19	-1,211,437.07
Bill	01/26/2017	170131	Bank 7	Loan 1010669	427 · Interest ...		3,981.16	-1,215,418.23
Bill	01/26/2017	16489	Bayou Engineering ...		874.46 · Mains...		872.11	-1,216,290.34
Bill	01/26/2017	87605	Hudson Equipment		874.46 · Mains...		33.89	-1,216,324.23

Navitas Utility Corporation
General Ledger
As of December 31, 2017

Type	Date	Num	Name	Memo	Split	Debit	Credit	Balance
Bill	01/26/2017	824 1...	Unifirst Holdings, In...		923.46 · Outsi...		88.51	-1,216,412.74
Bill	01/26/2017	82925	Cart Farm & Home ...		874.46 · Mains...		38.42	-1,216,451.16
General Journal	01/27/2017	170127	TDH Construction	Sale Barber c...	417 · Revenue...	840.00		-1,215,611.16
Bill	01/27/2017	10829...	EGW Utilities, Inc.	Customer ID ...	1607 · Meters ...		12,510.07	-1,228,121.23
Bill	01/27/2017	30533...	DirecTV	Account # 03...	6120 · Comm ...		166.98	-1,228,288.21
Bill	01/27/2017	170202	Ally	024924239093	-SPLIT-		602.92	-1,228,891.13
Bill	01/27/2017	39165...	Quill	Account # C2...	921.46 · Office...		107.59	-1,228,998.72
Bill	01/27/2017	40003...	Cintas Corporation #...	Acct # 35084	923.16 · Outsi...		25.00	-1,229,023.72
Bill	01/28/2017	30540...	DirecTV	Account # 08...	6120 · Comm ...		119.98	-1,229,143.70
Bill	01/30/2017	20170...	PayChex		-SPLIT-		33,944.80	-1,263,088.50
Bill Pmt -Check	01/30/2017	5779	Hull Brothers, Inc.		1107 · Checkin...	25,000.00		-1,238,088.50
Bill	01/30/2017	21327...	Tate Boy's Tire & Se...		874.46 · Mains...		237.80	-1,238,326.30
Bill	01/30/2017	170203	Stephens Co. Rural ...	Account A-04...	903.46 · Custo...		36.75	-1,238,363.05
Bill	01/30/2017	5070	B & B Meter Service		-SPLIT-		1,650.00	-1,240,013.05
Bill	01/30/2017	11070...	Isco Industries, LLC		-SPLIT-		2,153.19	-1,242,166.24
Bill	01/30/2017	833 1...	Unifirst Holdings, In...		923.46 · Outsi...		29.68	-1,242,195.92
Bill	01/30/2017	825 1...	Unifirst Holdings, In...		923.46 · Outsi...		43.91	-1,242,239.83
Bill Pmt -Check	01/31/2017	Transfer	PayChex		1107 · Checkin...	33,944.80		-1,208,295.03
Bill	01/31/2017	1701N...	Navitas 1, LLC		1499 · Contrac...		10,080.00	-1,218,375.03
Bill	01/31/2017	1701-...	Battery Backup Pow...	January	6120 · Comm ...		564.22	-1,218,939.25
Bill	01/31/2017	10829...	EGW Utilities, Inc.	Customer ID ...	874.46 · Mains...		942.93	-1,219,882.18
Bill	01/31/2017	10829...	EGW Utilities, Inc.	Customer ID ...	874.46 · Mains...		61.18	-1,219,943.36
Bill	01/31/2017	50	TDH Construction		920 · Administr...		1,380.00	-1,221,323.36
Bill	01/31/2017	170207	Motley Gin, Inc.	Account ID: N...	921.46 · Office...		298.85	-1,221,622.21
Bill	01/31/2017	170206	Farmers Coop	Account # 353	-SPLIT-		2,345.63	-1,223,967.84
Bill	01/31/2017	80757	Jenkins Oilfield Sup...	Customer Acc...	-SPLIT-		800.13	-1,224,767.97
Bill	01/31/2017	598719	Farmers Coop Mill &...		874.46 · Mains...		49.20	-1,224,817.17
Bill	01/31/2017	170213	Ochelata Utility Auth...	Account 1129	903.46 · Custo...		115.03	-1,224,932.20
Bill	01/31/2017	170213	R & R Water /Culligan	Account # 2279	6230 · Utilities		38.16	-1,224,970.36
Bill	01/31/2017	48269...	Western Exterminat...	Cust # 15043...	932 · Maintena...		72.00	-1,225,042.36
Bill	01/31/2017	99424...	Airgas, Inc.		931 · Rents		51.33	-1,225,093.69
Bill	01/31/2017	23	Sparta Energy	January Prod...	804.15 · City G...		15,429.87	-1,240,523.56
Bill	01/31/2017	272	B & W Pipeline	January Tran...	804.15 · City G...		13,897.67	-1,254,421.23
Bill	01/31/2017	273	B & W Pipeline	January Tran...	804.15 · City G...		514.06	-1,254,935.29
Bill	01/31/2017	1701N...	NALLC - gas facilities		851.46 · Sys C...		11,642.04	-1,266,577.33
Bill	01/31/2017	827 0...	Unifirst Holdings, In...		923.46 · Outsi...		43.90	-1,266,621.23
Bill	02/01/2017		Opal Leach		931 · Rents		250.00	-1,266,871.23
Bill	02/01/2017		Volunteer Trenching		874.16 · Mains...		250.00	-1,267,121.23
Bill	02/01/2017	1702N...	Navitas Communica...		435 · Extraordi...		2,000.00	-1,269,121.23
Bill Pmt -Check	02/01/2017	5780	Navitas Communica...		1107 · Checkin...	3,549.77		-1,265,571.46
Bill	02/01/2017	16-306	DeBritton Holdings, ...		-SPLIT-		1,255.63	-1,266,827.09
Bill	02/01/2017	26	LMJ Industries		-SPLIT-		2,000.00	-1,268,827.09
Bill	02/01/2017	149	Robert Parks		-SPLIT-		8,016.00	-1,276,843.09
Bill	02/01/2017	170202	Access Cable Televi...	Acct # 09-003...	921.16 · Office...		144.22	-1,276,987.31
Bill	02/01/2017	112	Steve Jolley		874.15 · Mains...		2,500.00	-1,279,487.31
Bill	02/01/2017	20418...	Sonitrol Orange Cou...	Customer # 3...	932 · Maintena...		127.35	-1,279,614.66
Bill	02/01/2017	170201	Douglas Oil Shop		1607 · Meters ...		611.80	-1,280,226.46
Bill	02/01/2017	170201	American Interstate ...	Policy AVWC...	924 · Insurance		1,411.67	-1,281,638.13
Bill	02/01/2017	170206	Velma Public Works...		903.46 · Custo...		100.00	-1,281,738.13

Navitas Utility Corporation
General Ledger
As of December 31, 2017

Type	Date	Num	Name	Memo	Split	Debit	Credit	Balance
Bill	02/01/2017	10171...	X Stream Services	Account 0023...	6120 · Comm ...		388.44	-1,282,126.57
Bill	02/01/2017	GS-49...	Servicestar	Customer # 2...	851.46 · Sys C...		49.17	-1,282,175.74
Bill	02/01/2017	170207	Red River Valley Ru...	Account # 19...	855.46 · Other ...		35.54	-1,282,211.28
Bill	02/01/2017	170207	Monday's Stop N Sh...		921.46 · Office...		1,510.78	-1,283,722.06
Bill	02/01/2017	170207	5100 Sue Yearwood		926 · Employe...		673.22	-1,284,395.28
Bill	02/01/2017	170207	First Volunteer Bank		6320 · Bank fees		17.00	-1,284,412.28
Bill	02/01/2017	170206	Totah Communicati...	account # 7460	921.46 · Office...		289.33	-1,284,701.61
Bill	02/01/2017	170207	The Town of Grace...		903.46 · Custo...		75.00	-1,284,776.61
Bill	02/01/2017	790	Full Spectrum Servi...		932 · Maintena...		175.00	-1,284,951.61
Bill	02/01/2017	341408	Railroad Manageme...	Customer ID: ...	874.16 · Mains...		485.00	-1,285,436.61
Bill	02/01/2017	170210	Jellico Electric & Wa...	Account # 00...	903.16 · Custo...		90.66	-1,285,527.27
Bill	02/01/2017	170209	Time Warner Cable	Account # 84...	6120 · Comm ...		465.00	-1,285,992.27
Bill	02/01/2017	170209	Time Warner Cable	Account # 84...	6120 · Comm ...		638.00	-1,286,630.27
Bill	02/01/2017	91046...	DNOW LP	Cust # 107415	1302 · Certifie...		381.50	-1,287,011.77
Bill	02/01/2017	29791	Professional Collecti...		925 · I/D - Safe...		175.00	-1,287,186.77
Bill	02/01/2017	1602	Kenneth Lowe	Nicholson Well	800.15 · Well ...		914.10	-1,288,100.87
Bill	02/01/2017	1603	Kenneth Lowe	Nicholson Well	800.15 · Well ...		1,890.90	-1,289,991.77
Bill	02/01/2017	1604	Kenneth Lowe	Nicholson Well	800.15 · Well ...		1,413.50	-1,291,405.27
Bill	02/01/2017	1612	Kenneth Lowe	Nicholson Well	800.15 · Well ...		1,564.20	-1,292,969.47
Bill	02/01/2017	1701	Kenneth Lowe	Nicholson Well	800.15 · Well ...		1,919.50	-1,294,888.97
Bill	02/01/2017	170228	CKenergy Electric C...	Account: 592...	6230 · Utilities		205.97	-1,295,094.94
Bill	02/01/2017	170228	CKenergy Electric C...	Account: 592...	6230 · Utilities		144.09	-1,295,239.03
Bill	02/01/2017	825 1...	Unifirst Holdings, In...		923.46 · Outsi...		201.58	-1,295,440.61
Bill	02/02/2017	HC11...	H & C Services and ...		874.46 · Mains...		573.12	-1,296,013.73
Bill	02/02/2017	170202	5100 Bruce Lynn	Ray Ridge - V...	926 · Employe...		100.00	-1,296,113.73
Bill	02/02/2017	1704	Russmar Utility Man...		887.15 · Maint...		1,000.00	-1,297,113.73
Bill	02/02/2017	170207	CenterPoint Energy	7257756-2	804.46 · City G...		284.66	-1,297,398.39
Bill	02/02/2017	170202	The Country Conne...		6140 · Office c...		28.00	-1,297,426.39
Bill	02/02/2017	824 1...	Unifirst Holdings, In...		923.46 · Outsi...		88.51	-1,297,514.90
Bill	02/02/2017	Box 240	U S Postmaster		903.46 · Custo...		116.00	-1,297,630.90
Bill	02/02/2017	88121	Hudson Equipment		874.46 · Mains...		1.30	-1,297,632.20
Bill Pmt -Check	02/03/2017	5781	5100 Bruce Lynn		1107 · Checkin...	200.00		-1,297,432.20
Bill Pmt -Check	02/03/2017	5782	5100 Jerry Walker	Larry Creekm...	1107 · Checkin...	100.00		-1,297,332.20
Bill Pmt -Check	02/03/2017	5783	5100 John Guest		1107 · Checkin...	249.53		-1,297,082.67
Bill Pmt -Check	02/03/2017	5784	5100 Woody Sitton	Dusty Mol	1107 · Checkin...	100.00		-1,296,982.67
Bill Pmt -Check	02/03/2017	5785	Access Cable Televi...	Acct # 09-003...	1107 · Checkin...	144.22		-1,296,838.45
Bill Pmt -Check	02/03/2017	5786	AFCO	04-98926209-...	1107 · Checkin...	4,950.54		-1,291,887.91
Bill Pmt -Check	02/03/2017	5787	Aflac	Accout #: FG...	1107 · Checkin...	153.12		-1,291,734.79
Bill Pmt -Check	02/03/2017	5788	Ally	024922596418	1107 · Checkin...	624.64		-1,291,110.15
Bill Pmt -Check	02/03/2017	5789	AT&T Mobility	287021588346	1107 · Checkin...	631.71		-1,290,478.44
Bill Pmt -Check	02/03/2017	5790	Baker Donelson		1107 · Checkin...	1,787.85		-1,288,690.59
Bill Pmt -Check	02/03/2017	5791	CenterPoint Energy ...	Customer ID: ...	1107 · Checkin...	2,642.09		-1,286,048.50
Bill Pmt -Check	02/03/2017	5792	Cintas Corporation #...		1107 · Checkin...	50.00		-1,285,998.50
Bill Pmt -Check	02/03/2017	5793	Continental Industrie...		1107 · Checkin...	1,607.30		-1,284,391.20
Bill Pmt -Check	02/03/2017	5794	Cotton Electric Coop...	Acc # 270660...	1107 · Checkin...	70.76		-1,284,320.44
Bill Pmt -Check	02/03/2017	5795	DeBritton Aviation Ltd.		1107 · Checkin...	3,095.19		-1,281,225.25
Bill Pmt -Check	02/03/2017	5796	DeBritton Holdings, ...		1107 · Checkin...	2,454.27		-1,278,770.98
Bill Pmt -Check	02/03/2017	5797	Delgasco, Inc.	Account # 16...	1107 · Checkin...	6,626.76		-1,272,144.22
Bill Pmt -Check	02/03/2017	5798	DirecTV	Account # 03...	1107 · Checkin...	166.98		-1,271,977.24

Navitas Utility Corporation
General Ledger
As of December 31, 2017

Type	Date	Num	Name	Memo	Split	Debit	Credit	Balance
Bill Pmt -Check	02/03/2017	5799	Enable Oklahoma In...		1107 · Checkin...	11,240.40		-1,260,736.84
Bill Pmt -Check	02/03/2017	5800	England Ford Inc	Cust # 1024	1107 · Checkin...	828.83		-1,259,908.01
Bill Pmt -Check	02/03/2017	5801	Farris Bobango Bra...		1107 · Checkin...	5,185.00		-1,254,723.01
Bill Pmt -Check	02/03/2017	5802	Full Spectrum Servi...		1107 · Checkin...	175.00		-1,254,548.01
Bill Pmt -Check	02/03/2017	5803	G & C Supply Co, Inc	Cust # 109469	1107 · Checkin...	49.88		-1,254,498.13
Bill Pmt -Check	02/03/2017	5804	Guardian	Group ID: 00 ...	1107 · Checkin...	313.35		-1,254,184.78
Bill Pmt -Check	02/03/2017	5805	H & C Services and ...		1107 · Checkin...	573.12		-1,253,611.66
Bill Pmt -Check	02/03/2017	5806	Harmon Electric Ass...	Account # 50...	1107 · Checkin...	104.73		-1,253,506.93
Bill Pmt -Check	02/03/2017	5807	Haskell County Wat...	Acc # 10-1240	1107 · Checkin...	18.00		-1,253,488.93
Bill Pmt -Check	02/03/2017	5808	HBC CPAs & Advisors	Client no 05761	1107 · Checkin...	4,600.00		-1,248,888.93
Bill Pmt -Check	02/03/2017	5809	Hudson Equipment		1107 · Checkin...	115.83		-1,248,773.10
Bill Pmt -Check	02/03/2017	5810	K E Andrews and C...		1107 · Checkin...	3,500.00		-1,245,273.10
Bill Pmt -Check	02/03/2017	5811	Kentucky Undergrou...	Customer ID: ...	1107 · Checkin...	8.00		-1,245,265.10
Bill Pmt -Check	02/03/2017	5812	Keystone-Beard Eq...		1107 · Checkin...	212.75		-1,245,052.35
Bill Pmt -Check	02/03/2017	5813	Liberty Mutual Insur...	Account # 40...	1107 · Checkin...	2,833.09		-1,242,219.26
Bill Pmt -Check	02/03/2017	5814	Locke Supply		1107 · Checkin...	56.48		-1,242,162.78
Bill Pmt -Check	02/03/2017	5815	O'Reilly Auto Parts		1107 · Checkin...	273.48		-1,241,889.30
Bill Pmt -Check	02/03/2017	5816	Oklahoma Natural G...		1107 · Checkin...	5,158.95		-1,236,730.35
Bill Pmt -Check	02/03/2017	5817	Opal Leach		1107 · Checkin...	250.00		-1,236,480.35
Bill Pmt -Check	02/03/2017	5818	Pioneer Telephone ...	Account # PT...	1107 · Checkin...	105.26		-1,236,375.09
Bill Pmt -Check	02/03/2017	5819	Public Service Co.		1107 · Checkin...	283.87		-1,236,091.22
Bill Pmt -Check	02/03/2017	5820	Quill		1107 · Checkin...	150.08		-1,235,941.14
Bill Pmt -Check	02/03/2017	5821	ReadyRefresh	Account # 00...	1107 · Checkin...	79.30		-1,235,861.84
Bill Pmt -Check	02/03/2017	5822	Roberta M. Rossi		1107 · Checkin...	3,337.00		-1,232,524.84
Bill Pmt -Check	02/03/2017	5823	Ron Comingdeer & ...		1107 · Checkin...	2,083.00		-1,230,441.84
Bill Pmt -Check	02/03/2017	5824	Russmar Utility Man...		1107 · Checkin...	1,000.00		-1,229,441.84
Bill Pmt -Check	02/03/2017	5825	Schulz Pipeline Con...		1107 · Checkin...	16,006.68		-1,213,435.16
Bill Pmt -Check	02/03/2017	5826	Sonitrol Orange Cou...	Customer # 3...	1107 · Checkin...	127.35		-1,213,307.81
Bill Pmt -Check	02/03/2017	5827	Southern Star Centr...		1107 · Checkin...	10,475.90		-1,202,831.91
Bill Pmt -Check	02/03/2017	5828	Steve Jolley		1107 · Checkin...	2,500.00		-1,200,331.91
Bill Pmt -Check	02/03/2017	5829	Tate Boy's Tire & Se...		1107 · Checkin...	289.70		-1,200,042.21
Bill Pmt -Check	02/03/2017	5830	Tennessee One-Call...		1107 · Checkin...	56.00		-1,199,986.21
Bill Pmt -Check	02/03/2017	5831	Terminix Processing...	Cust # 7479088	1107 · Checkin...	55.00		-1,199,931.21
Bill Pmt -Check	02/03/2017	5832	Threshold - FBO Chi...		1107 · Checkin...	864.21		-1,199,067.00
Bill Pmt -Check	02/03/2017	5833	Town of Eakly		1107 · Checkin...	111.22		-1,198,955.78
Bill Pmt -Check	02/03/2017	5834	Unifirst Holdings, In...		1107 · Checkin...	837.16		-1,198,118.62
Bill Pmt -Check	02/03/2017	5835	Unifirst Holdings, In...		1107 · Checkin...	175.64		-1,197,942.98
Bill Pmt -Check	02/03/2017	5836	Unifirst Holdings, In...		1107 · Checkin...	354.04		-1,197,588.94
Bill Pmt -Check	02/03/2017	5837	Unifirst Holdings, In...		1107 · Checkin...	175.60		-1,197,413.34
Bill Pmt -Check	02/03/2017	5838	Unifirst Holdings, In...		1107 · Checkin...	118.72		-1,197,294.62
Bill Pmt -Check	02/03/2017	5839	United Healthcare	Customer # 4...	1107 · Checkin...	8,469.75		-1,188,824.87
Bill Pmt -Check	02/03/2017	5840	US Cellular	Account # 84...	1107 · Checkin...	377.73		-1,188,447.14
Bill Pmt -Check	02/03/2017	5841	Verizon Wireless	Account # 87...	1107 · Checkin...	732.32		-1,187,714.82
Bill Pmt -Check	02/03/2017	5842	Victory Resources, ...		1107 · Checkin...	317.88		-1,187,396.94
Bill Pmt -Check	02/03/2017	5843	Volunteer Trenching		1107 · Checkin...	250.00		-1,187,146.94
Bill Pmt -Check	02/03/2017	5844	Windstream	Account # 04...	1107 · Checkin...	336.80		-1,186,810.14
Bill Pmt -Check	02/03/2017	5845	AFCO	04-98926209-...	1107 · Checkin...	862.45		-1,185,947.69
Bill Pmt -Check	02/03/2017	5846	Ally	024921495072	1107 · Checkin...	593.55		-1,185,354.14
Bill Pmt -Check	02/03/2017	5847	DirecTV	Account # 08...	1107 · Checkin...	119.98		-1,185,234.16

Navitas Utility Corporation
General Ledger
As of December 31, 2017

Type	Date	Num	Name	Memo	Split	Debit	Credit	Balance
Bill Pmt -Check	02/03/2017	5848	United Healthcare	Customer # 5...	1107 · Checkin...	24,342.50		-1,160,891.66
Bill Pmt -Check	02/03/2017	5849	Ally	024924239093	1107 · Checkin...	602.92		-1,160,288.74
Bill	02/03/2017		Legacy Bank		6320 · Bank fees		75.00	-1,160,363.74
Bill	02/03/2017	170203	Streetmaster, LLC		920 · Administr...		1,500.00	-1,161,863.74
Bill Pmt -Check	02/03/2017	5854	Douglas Oil Shop		1107 · Checkin...	611.80		-1,161,251.94
Bill	02/03/2017	20170...	PayChex		-SPLIT-		40,809.15	-1,202,061.09
Bill Pmt -Check	02/03/2017	5855	American Interstate ...	VOID: Policy ...	1107 · Checkin...	0.00		-1,202,061.09
Bill Pmt -Check	02/03/2017	5856	American Interstate ...	Policy AVWC...	1107 · Checkin...	1,411.67		-1,200,649.42
Bill	02/03/2017	24382	Keystone-Beard Eq...		1302 · Certifie...		73.80	-1,200,723.22
Bill	02/03/2017	70-TN...	Southern Star Centr...		804.46 · City G...		11,690.23	-1,212,413.45
Bill	02/03/2017	HC11...	H & C Services and ...		925 · I/D - Safe...		189.00	-1,212,602.45
Bill	02/03/2017	170213	Purchase Power	Acct # 8000-9...	6130 · Postage		803.00	-1,213,405.45
Bill	02/03/2017	170209	AFCO	Account # 04-...	-SPLIT-		4,950.54	-1,218,355.99
Bill	02/03/2017	170209	Ally	024923459722	-SPLIT-		645.10	-1,219,001.09
Bill	02/03/2017	40003...	Cintas Corporation #...	Acct # 35084	923.16 · Outsi...		25.00	-1,219,026.09
Bill Pmt -Check	02/04/2017	5850	B & W Pipeline		1107 · Checkin...	27,980.13		-1,191,045.96
Bill Pmt -Check	02/04/2017	5851	Clearwater Enterpris...		1107 · Checkin...	105,554.37		-1,085,491.59
Bill Pmt -Check	02/04/2017	5852	Sparta Energy		1107 · Checkin...	55,406.17		-1,030,085.42
Bill Pmt -Check	02/04/2017	5853	Petrol Energy, LLC		1107 · Checkin...	39,431.94		-990,653.48
Bill	02/05/2017	170207	Pioneer Cellular - us...	Account # CN...	921.46 · Office...		94.03	-990,747.51
Bill	02/06/2017	170207	Roberta M. Rossi		6425 · Legal		5,262.60	-996,010.11
Bill	02/06/2017	02170...	Natural Gas Pipeline...	Acct # 5319 / ...	804.46 · City G...		494.70	-996,504.81
Bill	02/06/2017	170208	Guardian	Group ID: 00 ...	924 · Insurance		314.68	-996,819.49
Bill	02/06/2017	170209	A New Energy LLC		-SPLIT-		4,166.66	-1,000,986.15
Bill	02/06/2017	833 1...	Unifirst Holdings, In...		923.46 · Outsi...		29.68	-1,001,015.83
Bill	02/06/2017	825 1...	Unifirst Holdings, In...		923.46 · Outsi...		43.91	-1,001,059.74
Bill Pmt -Check	02/07/2017	Transfer	PayChex		1107 · Checkin...	40,809.15		-960,250.59
Bill	02/07/2017	124	Petrol Energy, LLC		-SPLIT-		59,027.00	-1,019,277.59
Bill	02/07/2017	24420	Keystone-Beard Eq...		-SPLIT-		140.16	-1,019,417.75
Bill	02/07/2017	124042	England Ford Inc	Cust # 1024	874.46 · Mains...		894.48	-1,020,312.23
Bill	02/07/2017	88435	Hudson Equipment		874.46 · Mains...		19.25	-1,020,331.48
Bill	02/07/2017	827 0...	Unifirst Holdings, In...		923.46 · Outsi...		43.90	-1,020,375.38
Bill	02/07/2017	0219-...	O'Reilly Auto Parts		874.46 · Mains...		197.61	-1,020,572.99
Bill	02/08/2017	170208	5100 John Gorman	Dean Pack	926 · Employe...		100.00	-1,020,672.99
Bill	02/08/2017	TR-53...	Enable Gas Transmi...	Account # 26...	804.46 · City G...		1,939.17	-1,022,612.16
Bill	02/08/2017	170222	Purchase Power	Acct # 8000-9...	6130 · Postage		65.87	-1,022,678.03
Bill	02/08/2017	1702	Kenneth Lowe	Nicholson Well	800.15 · Well ...		982.30	-1,023,660.33
Bill	02/08/2017	2017-...	Advanced Professio...		925 · I/D - Safe...		40.00	-1,023,700.33
Bill	02/08/2017	825 1...	Unifirst Holdings, In...		923.46 · Outsi...		201.58	-1,023,901.91
Bill Pmt -Check	02/09/2017	5858	5100 John Gorman	Dean Pack	1107 · Checkin...	100.00		-1,023,801.91
Bill Pmt -Check	02/09/2017	5859	5100 Sue Yearwood		1107 · Checkin...	673.22		-1,023,128.69
Bill Pmt -Check	02/09/2017	5860	Bank 7	Loan 1010669	1107 · Checkin...	3,981.16		-1,019,147.53
Bill Pmt -Check	02/09/2017	5861	Cart Farm & Home ...		1107 · Checkin...	71.21		-1,019,076.32
Bill Pmt -Check	02/09/2017	5862	CenterPoint Energy	7257756-2	1107 · Checkin...	284.66		-1,018,791.66
Bill Pmt -Check	02/09/2017	5863	Entz Oilfield Chemic...		1107 · Checkin...	139.34		-1,018,652.32
Bill Pmt -Check	02/09/2017	5864	Farmers Coop	Account # 353	1107 · Checkin...	2,345.63		-1,016,306.69
Bill Pmt -Check	02/09/2017	5865	Farmers Coop Mill &...		1107 · Checkin...	49.20		-1,016,257.49
Bill Pmt -Check	02/09/2017	5866	First Volunteer Bank		1107 · Checkin...	17.00		-1,016,240.49
Bill Pmt -Check	02/09/2017	5867	Full Spectrum Servi...		1107 · Checkin...	175.00		-1,016,065.49

Navitas Utility Corporation
General Ledger
As of December 31, 2017

Type	Date	Num	Name	Memo	Split	Debit	Credit	Balance
Bill Pmt -Check	02/09/2017	5868	Guardian	Group ID: 00 ...	1107 · Checkin...	314.68		-1,015,750.81
Bill Pmt -Check	02/09/2017	5869	H & C Services and ...		1107 · Checkin...	189.00		-1,015,561.81
Bill Pmt -Check	02/09/2017	5870	Harold's Auto Supply	Acct # 3530	1107 · Checkin...	27.65		-1,015,534.16
Bill Pmt -Check	02/09/2017	5871	HBC CPAs & Advisors	Client no 05761	1107 · Checkin...	3,200.00		-1,012,334.16
Bill Pmt -Check	02/09/2017	5872	Legacy Bank		1107 · Checkin...	75.00		-1,012,259.16
Bill Pmt -Check	02/09/2017	5873	LMJ Industries		1107 · Checkin...	2,000.00		-1,010,259.16
Bill Pmt -Check	02/09/2017	5874	Monday's Stop N Sh...		1107 · Checkin...	1,510.78		-1,008,748.38
Bill Pmt -Check	02/09/2017	5875	Motley Gin, Inc.	Account ID: N...	1107 · Checkin...	298.85		-1,008,449.53
Bill Pmt -Check	02/09/2017	5876	Natural Gas Pipeline...	Acct # 5319 / ...	1107 · Checkin...	494.70		-1,007,954.83
Bill Pmt -Check	02/09/2017	5877	O'Reilly Auto Parts		1107 · Checkin...	53.66		-1,007,901.17
Bill Pmt -Check	02/09/2017	5878	Pioneer Cellular - us...	Account # CN...	1107 · Checkin...	94.03		-1,007,807.14
Bill Pmt -Check	02/09/2017	5879	Quill		1107 · Checkin...	362.46		-1,007,444.68
Bill Pmt -Check	02/09/2017	5880	Quinton Parts Supply		1107 · Checkin...	15.99		-1,007,428.69
Bill Pmt -Check	02/09/2017	5881	Railroad Manageme...	Customer ID: ...	1107 · Checkin...	485.00		-1,006,943.69
Bill Pmt -Check	02/09/2017	5882	Red River Valley Ru...	Account # 19...	1107 · Checkin...	35.54		-1,006,908.15
Bill Pmt -Check	02/09/2017	5883	Russmar Utility Man...		1107 · Checkin...	1,000.00		-1,005,908.15
Bill Pmt -Check	02/09/2017	5884	Schulz Pipeline Con...		1107 · Checkin...	3,277.20		-1,002,630.95
Bill Pmt -Check	02/09/2017	5885	Servicestar	Customer # 2...	1107 · Checkin...	49.17		-1,002,581.78
Bill Pmt -Check	02/09/2017	5886	Battery Backup Pow...	January	1107 · Checkin...	564.22		-1,002,017.56
Bill Pmt -Check	02/09/2017	5887	Stephens Co. Rural ...	Account A-04...	1107 · Checkin...	36.75		-1,001,980.81
Bill Pmt -Check	02/09/2017	5888	The Country Conne...		1107 · Checkin...	28.00		-1,001,952.81
Bill Pmt -Check	02/09/2017	5889	The Town of Grace...		1107 · Checkin...	75.00		-1,001,877.81
Bill Pmt -Check	02/09/2017	5890	Totah Communicati...	account # 7460	1107 · Checkin...	289.33		-1,001,588.48
Bill Pmt -Check	02/09/2017	5891	Robert Parks		1107 · Checkin...	8,016.00		-993,572.48
Bill Pmt -Check	02/09/2017	5892	U S Postmaster		1107 · Checkin...	116.00		-993,456.48
Bill Pmt -Check	02/09/2017	5893	Velma Public Works...		1107 · Checkin...	100.00		-993,356.48
Bill Pmt -Check	02/09/2017	5894	X Stream Services	0013081	1107 · Checkin...	388.44		-992,968.04
Bill	02/09/2017	824 1...	Unifirst Holdings, In...		923.46 · Outsi...		88.51	-993,056.55
Bill	02/09/2017	TR-57...	Enable Oklahoma In...	Account # 26...	804.46 · City G...		3,381.80	-996,438.35
Bill	02/09/2017	TR-57...	Enable Oklahoma In...	Account # 26...	804.46 · City G...		3,484.20	-999,922.55
Bill	02/09/2017	170209	5100 Bill Radford	David Moreno	926 · Employe...		100.00	-1,000,022.55
Bill	02/09/2017	11070...	Isco Industries, LLC		-SPLIT-		473.83	-1,000,496.38
Bill	02/09/2017	02092...	AT&T Mobility	Account # 28...	921.46 · Office...		631.71	-1,001,128.09
Bill	02/09/2017	170209	Mike's Garage		874.46 · Mains...		147.76	-1,001,275.85
Bill	02/09/2017	88599	Hudson Equipment		874.46 · Mains...		22.31	-1,001,298.16
Bill	02/09/2017	88607	Hudson Equipment		874.46 · Mains...		9.24	-1,001,307.40
Bill Pmt -Check	02/10/2017	5895	Navitas 1, LLC		1107 · Checkin...	13,080.00		-988,227.40
Bill	02/10/2017	22216	Tuff Fire & Safety, Inc.		925 · I/D - Safe...		242.10	-988,469.50
Bill	02/10/2017	170213	Southern California ...	Customer acc...	6230 · Utilities		298.54	-988,768.04
Bill	02/10/2017	170210	Ron Comingdeer & ...		923.46 · Outsi...		2,083.00	-990,851.04
Bill	02/10/2017	170213	AFCO	Account # 03-...	-SPLIT-		862.45	-991,713.49
Bill	02/10/2017	170215	SoCal Gas	Account # 10...	6230 · Utilities		108.81	-991,822.30
Bill	02/10/2017	170216	Public Service Co.	Account # 95...	903.46 · Custo...		25.37	-991,847.67
Bill	02/10/2017	170217	Ally	024922596418	-SPLIT-		624.64	-992,472.31
Bill	02/10/2017	40003...	Cintas Corporation #...	Acct # 35084	923.16 · Outsi...		25.00	-992,497.31
Bill	02/10/2017	Reque...	Hull Brothers, Inc.		887.15 · Maint...		23,127.26	-1,015,624.57
Bill Pmt -Check	02/13/2017	Transfer	United Healthcare	Customer # 5...	1107 · Checkin...	1.00		-1,015,623.57
Bill	02/13/2017	17010...	Enbridge/Spectra E...	Account # 29...	804.15 · City G...		1,672.84	-1,017,296.41
Bill	02/13/2017	20170...	PayChex		-SPLIT-		33,694.93	-1,050,991.34

Navitas Utility Corporation
General Ledger
As of December 31, 2017

Type	Date	Num	Name	Memo	Split	Debit	Credit	Balance
Bill	02/13/2017	10089...	Clearwater Enterpris...	Financial Mon...	804.46 · City G...		32,207.90	-1,083,199.24
Bill	02/13/2017	10833...	EGW Utilities, Inc.	Customer ID ...	1302 · Certifie...		492.60	-1,083,691.84
Bill	02/13/2017	170215	Windstream	Account # 04...	921.46 · Office...		336.15	-1,084,027.99
Bill	02/13/2017	15298...	Incorp	Account # 28...	6410 · Lic, per...		99.00	-1,084,126.99
Bill	02/13/2017	170222	Mesa Consolidated ...	Acc # 045127...	6230 · Utilities		123.08	-1,084,250.07
Bill	02/13/2017	833 1...	Unifirst Holdings, In...		923.46 · Outsi...		29.68	-1,084,279.75
Bill	02/13/2017	825 1...	Unifirst Holdings, In...		923.46 · Outsi...		43.91	-1,084,323.66
Bill Pmt -Check	02/14/2017	Transfer	PayChex		1107 · Checkin...	33,694.93		-1,050,628.73
Bill	02/14/2017	130158	Delgasco, Inc.	Account # 16...	804.16 · City G...		28,255.92	-1,078,884.65
Bill	02/14/2017	10089...	Clearwater Enterpris...	Financial Mon...	804.46 · City G...		199,053.88	-1,277,938.53
Bill	02/14/2017	51	TDH Construction		920 · Administr...		416.24	-1,278,354.77
Bill	02/14/2017	10834...	EGW Utilities, Inc.	Customer ID ...	1302 · Certifie...		696.02	-1,279,050.79
Bill	02/14/2017	170214	Klint Alexander	January 2017	-SPLIT-		1,000.00	-1,280,050.79
Bill	02/14/2017	170222	Liberty Mutual Insur...	Account # 40...	924 · Insurance		2,833.09	-1,282,883.88
Bill	02/14/2017	17022...	Oklahoma Natural G...	Account # 21...	804.46 · City G...		549.37	-1,283,433.25
Bill	02/14/2017	17022...	Oklahoma Natural G...	Account # 21...	804.46 · City G...		291.31	-1,283,724.56
Bill	02/14/2017	17022...	Oklahoma Natural G...	Account # 21...	804.46 · City G...		168.30	-1,283,892.86
Bill	02/14/2017	17022...	Oklahoma Natural G...	Account # 21...	804.46 · City G...		2,436.31	-1,286,329.17
Bill	02/14/2017	17022...	Oklahoma Natural G...	Account # 21...	804.46 · City G...		784.17	-1,287,113.34
Bill	02/14/2017	17022...	Oklahoma Natural G...	Account # 21...	804.46 · City G...		454.17	-1,287,567.51
Bill	02/14/2017	17022...	Oklahoma Natural G...	Account # 21...	804.46 · City G...		264.89	-1,287,832.40
Bill	02/14/2017	827 0...	Unifirst Holdings, In...		923.46 · Outsi...		43.90	-1,287,876.30
Bill	02/15/2017	00428...	United Healthcare	Customer # 4...	926 · Employe...		8,469.75	-1,296,346.05
Bill	02/15/2017	170222	5100 John Guest		926 · Employe...		249.53	-1,296,595.58
Bill	02/15/2017	170222	Cotton Electric Coop...	Acc # 270660...	903.46 · Custo...		79.76	-1,296,675.34
Bill	02/15/2017	11071...	Isco Industries, LLC		1302 · Certifie...		66.01	-1,296,741.35
Bill	02/15/2017	825 1...	Unifirst Holdings, In...		923.46 · Outsi...		232.42	-1,296,973.77
Bill Pmt -Check	02/16/2017	5896	5100 Bill Radford	David Moreno	1107 · Checkin...	100.00		-1,296,873.77
Bill Pmt -Check	02/16/2017	5897	A New Energy LLC		1107 · Checkin...	2,109.00		-1,294,764.77
Bill Pmt -Check	02/16/2017	5898	Airgas, Inc.		1107 · Checkin...	51.33		-1,294,713.44
Bill Pmt -Check	02/16/2017	5899	Ally	024923459722	1107 · Checkin...	645.10		-1,294,068.34
Bill Pmt -Check	02/16/2017	5900	AT&T Mobility	287021588346	1107 · Checkin...	631.71		-1,293,436.63
Bill Pmt -Check	02/16/2017	5901	Bayou Engineering ...		1107 · Checkin...	872.11		-1,292,564.52
Bill Pmt -Check	02/16/2017	5902	Delgasco, Inc.	Account # 16...	1107 · Checkin...	12,999.00		-1,279,565.52
Bill Pmt -Check	02/16/2017	5903	Enable Gas Transmi...	Account # 26...	1107 · Checkin...	1,890.05		-1,277,675.47
Bill Pmt -Check	02/16/2017	5904	Enable Oklahoma In...		1107 · Checkin...	8,708.80		-1,268,966.67
Bill Pmt -Check	02/16/2017	5905	HBC CPAs & Advisors	Client no 05761	1107 · Checkin...	2,000.00		-1,266,966.67
Bill Pmt -Check	02/16/2017	5906	Hull Brothers, Inc.		1107 · Checkin...	52,655.75		-1,214,310.92
Bill Pmt -Check	02/16/2017	5907	Jellico Electric & Wa...	Account # 00...	1107 · Checkin...	90.66		-1,214,220.26
Bill Pmt -Check	02/16/2017	5908	Ochelata Utility Auth...	Account 1129	1107 · Checkin...	115.03		-1,214,105.23
Bill Pmt -Check	02/16/2017	5909	Purchase Power	Acct # 8000-9...	1107 · Checkin...	803.00		-1,213,302.23
Bill Pmt -Check	02/16/2017	5910	R & R Water /Culligan	Account # 2279	1107 · Checkin...	38.16		-1,213,264.07
Bill Pmt -Check	02/16/2017	5911	Ron Comingdeer & ...		1107 · Checkin...	2,083.00		-1,211,181.07
Bill Pmt -Check	02/16/2017	5912	Southern California ...	Customer acc...	1107 · Checkin...	298.54		-1,210,882.53
Bill Pmt -Check	02/16/2017	5913	Enbridge/Spectra E...	Account # 29...	1107 · Checkin...	1,672.84		-1,209,209.69
Bill Pmt -Check	02/16/2017	5914	Spring House Water...	Acct No. 0170...	1107 · Checkin...	101.25		-1,209,108.44
Bill Pmt -Check	02/16/2017	5915	Steve Jolley		1107 · Checkin...	2,500.00		-1,206,608.44
Bill Pmt -Check	02/16/2017	5916	Time Warner Cable	Account # 84...	1107 · Checkin...	465.00		-1,206,143.44
Bill Pmt -Check	02/16/2017	5917	Tuff Fire & Safety, Inc.		1107 · Checkin...	242.10		-1,205,901.34

Navitas Utility Corporation
General Ledger
As of December 31, 2017

Type	Date	Num	Name	Memo	Split	Debit	Credit	Balance
Bill Pmt -Check	02/16/2017	5918	Western Exterminat...	Cust # 15043...	1107 · Checkin...	72.00		-1,205,829.34
Bill Pmt -Check	02/16/2017	5919	Time Warner Cable	Account # 84...	1107 · Checkin...	638.00		-1,205,191.34
Bill	02/16/2017	20170...	PayChex		-SPLIT-		41,011.05	-1,246,202.39
Bill	02/16/2017	00428...	United Healthcare	Customer # 5...	926 · Employe...		23,850.90	-1,270,053.29
Bill	02/16/2017	824 1...	Unifirst Holdings, In...		923.46 · Outsi...		117.75	-1,270,171.04
Bill	02/16/2017	11071...	Isco Industries, LLC		1302 · Certifie...		789.35	-1,270,960.39
Bill	02/16/2017	170307	Haskell County Wat...	Acc # 10-1240	903.46 · Custo...		18.00	-1,270,978.39
Bill Pmt -CCard	02/17/2017		Incorp	Account # 28...	2282 · Thomas...	99.00		-1,270,879.39
Bill	02/17/2017	20063...	Kentucky Undergrou...	Customer ID: ...	925 · I/D - Safe...		1.60	-1,270,880.99
Bill	02/17/2017	40003...	Cintas Corporation #...	Acct # 35084	923.16 · Outsi...		25.00	-1,270,905.99
Bill	02/18/2017	714916	Double Y Spraying		932 · Maintena...		275.00	-1,271,180.99
Bill	02/18/2017	97805...	Verizon Wireless	Account # 87...	921.16 · Office...		732.35	-1,271,913.34
Bill	02/18/2017	170307	Town of Eakly	Account # 888	6230 · Utilities		93.22	-1,272,006.56
Bill	02/20/2017	170222	Pioneer Telephone ...	Account # PT...	921.46 · Office...		103.51	-1,272,110.07
Bill	02/20/2017	01791...	US Cellular	Account # 84...	921.46 · Office...		454.58	-1,272,564.65
Bill	02/20/2017	85699	Cart Farm & Home ...		874.46 · Mains...		5.21	-1,272,569.86
Bill	02/20/2017	170227	Ally	024921495072	-SPLIT-		593.55	-1,273,163.41
Bill	02/20/2017	833 1...	Unifirst Holdings, In...		923.46 · Outsi...		29.68	-1,273,193.09
Bill	02/20/2017	825 1...	Unifirst Holdings, In...		923.46 · Outsi...		43.91	-1,273,237.00
Bill Pmt -Check	02/21/2017	Transfer	PayChex		1107 · Checkin...	41,011.05		-1,232,225.95
Bill	02/21/2017	1709	Russmar Utility Man...		887.15 · Maint...		1,000.00	-1,233,225.95
Bill	02/21/2017	84294...	Grainger	Account # 84...	874.46 · Mains...		87.14	-1,233,313.09
Bill	02/21/2017	89289	Hudson Equipment		874.46 · Mains...		24.05	-1,233,337.14
Bill	02/21/2017	827 0...	Unifirst Holdings, In...		923.46 · Outsi...		43.90	-1,233,381.04
Bill	02/22/2017	170222	Simon Leach		920 · Administr...		500.00	-1,233,881.04
Bill Pmt -Check	02/22/2017	5920	Streetmaster, LLC		1107 · Checkin...	15,036.55		-1,218,844.49
Bill Pmt -Check	02/22/2017	5921	Simon Leach		1107 · Checkin...	500.00		-1,218,344.49
Bill	02/22/2017	170303	Public Service Co.	Account # 95...	903.46 · Custo...		37.71	-1,218,382.20
Bill	02/22/2017	170303	Public Service Co.	Account # 95...	903.46 · Custo...		106.44	-1,218,488.64
Bill	02/22/2017	170227	Oklahoma Natural G...	Acc # 212809...	903.46 · Custo...		21.32	-1,218,509.96
Bill	02/22/2017	825 1...	Unifirst Holdings, In...		923.46 · Outsi...		201.58	-1,218,711.54
Bill	02/22/2017	36279...	Terminix Processing...	Cust # 7479088	932 · Maintena...		55.00	-1,218,766.54
Bill	02/23/2017	824 1...	Unifirst Holdings, In...		923.46 · Outsi...		93.87	-1,218,860.41
Bill	02/23/2017	30816...	Locke Supply		874.46 · Mains...		12.81	-1,218,873.22
Bill	02/23/2017	10838...	EGW Utilities, Inc.	Customer ID ...	1301 · Meter &...		916.14	-1,219,789.36
Bill	02/23/2017	86103	Cart Farm & Home ...		874.46 · Mains...		25.54	-1,219,814.90
Bill	02/23/2017	89458	Hudson Equipment		874.46 · Mains...		8.64	-1,219,823.54
Bill	02/23/2017	170227	Bank 7	Loan 1010669	427 · Interest ...		3,595.88	-1,223,419.42
Bill	02/24/2017	25317...	CenterPoint Energy ...	Customer ID: ...	-SPLIT-		2,824.72	-1,226,244.14
Bill	02/24/2017	170303	Public Service Co.	Account # 95...	903.46 · Custo...		79.19	-1,226,323.33
Bill	02/24/2017	40003...	Cintas Corporation #...	Acct # 35084	923.16 · Outsi...		25.00	-1,226,348.33
Bill	02/24/2017	19007	Pipeline Regulatory ...		925 · I/D - Safe...		12,100.00	-1,238,448.33
Bill	02/24/2017	170228	Harmon Electric Ass...	Account # 50...	903.46 · Custo...		136.67	-1,238,585.00
Bill	02/24/2017	85448	Wheeler Chevrolet, I...		874.46 · Mains...		43.43	-1,238,628.43
Bill	02/24/2017	5112	B & B Meter Service		1607 · Meters ...		1,475.00	-1,240,103.43
Bill	02/24/2017	170307	Ally	024924239093	-SPLIT-		602.92	-1,240,706.35
Bill	02/25/2017	285914	Aflac	Accout #: FG...	926 · Employe...		153.12	-1,240,859.47
Bill	02/27/2017	20170...	PayChex		-SPLIT-		33,525.71	-1,274,385.18
Bill	02/27/2017	237074	Vector-Santa Monic...	Op ID: 48592	6241 · Contrac...		109.60	-1,274,494.78

Navitas Utility Corporation
General Ledger
As of December 31, 2017

Type	Date	Num	Name	Memo	Split	Debit	Credit	Balance
Credit	02/27/2017	AC - P...	Streetmaster, LLC	Vector-Santa ...	6241 · Contrac...	109.60		-1,274,385.18
Bill	02/27/2017	10478	Hull Brothers, Inc.	Wendell Kelle...	887.15 · Maint...		696.60	-1,275,081.78
Bill	02/27/2017	10484	Hull Brothers, Inc.	Master Meter ...	887.15 · Maint...		410.00	-1,275,491.78
Bill	02/27/2017	30778...	DirecTV	Account # 03...	6120 · Comm ...		166.98	-1,275,658.76
Bill	02/27/2017	180788	BXS Insurance Serv...		924 · Insurance		6,502.00	-1,282,160.76
Bill	02/27/2017	833 1...	Unifirst Holdings, In...		923.46 · Outsi...		31.52	-1,282,192.28
Bill	02/27/2017	825 1...	Unifirst Holdings, In...		923.46 · Outsi...		46.63	-1,282,238.91
Bill Pmt -Check	02/28/2017	Transfer	PayChex		1107 · Checkin...	33,525.71		-1,248,713.20
Bill Pmt -Check	02/28/2017	5922	Hull Brothers, Inc.		1107 · Checkin...	22,134.47		-1,226,578.73
Bill Pmt -Check	02/28/2017	5923	CKenergy Electric C...		1107 · Checkin...	350.06		-1,226,228.67
Bill	02/28/2017	1702N...	Navitas 1, LLC		1499 · Contrac...		10,080.00	-1,236,308.67
Bill	02/28/2017	170302	Stephens Co. Rural ...	Account A-04...	903.46 · Custo...		35.00	-1,236,343.67
Bill	02/28/2017	170303	CKenergy Electric C...	Account: 592...	6230 · Utilities		209.03	-1,236,552.70
Bill	02/28/2017	170303	CKenergy Electric C...	Account: 592...	6230 · Utilities		215.91	-1,236,768.61
Bill	02/28/2017	170307	R & R Water /Culligan	Account # 2279	6230 · Utilities		53.00	-1,236,821.61
Bill	02/28/2017	Reque...	Hull Brothers, Inc.		887.15 · Maint...		19,212.80	-1,256,034.41
Bill	02/28/2017	1702-...	Battery Backup Pow...	February	6120 · Comm ...		556.31	-1,256,590.72
Bill	02/28/2017	52	TDH Construction		-SPLIT-		1,384.50	-1,257,975.22
Bill	02/28/2017	170307	Farmers Coop	Account # 353	-SPLIT-		3,465.28	-1,261,440.50
Bill	02/28/2017	30782...	DirecTV	Account # 08...	6120 · Comm ...		119.98	-1,261,560.48
Bill	02/28/2017	99432...	Airgas, Inc.		931 · Rents		50.02	-1,261,610.50
Bill	02/28/2017	279	B & W Pipeline	February Tran...	804.15 · City G...		13,897.67	-1,275,508.17
Bill	02/28/2017	280	B & W Pipeline	February Tran...	804.15 · City G...		486.71	-1,275,994.88
Bill	02/28/2017	24	Sparta Energy	February Pro...	804.15 · City G...		12,652.29	-1,288,647.17
Bill	02/28/2017	1702N...	NALLC - gas facilities		851.46 · Sys C...		7,368.30	-1,296,015.47
Bill	02/28/2017	827 0...	Unifirst Holdings, In...		923.46 · Outsi...		46.62	-1,296,062.09
Bill	03/01/2017	1703N...	Navitas Communica...		435 · Extraordi...		2,000.00	-1,298,062.09
Bill Pmt -Check	03/01/2017		Navitas Communica...	QuickBooks g...	1100 · Cash	0.00		-1,298,062.09
Bill	03/01/2017		Opal Leach		931 · Rents		250.00	-1,298,312.09
Bill	03/01/2017		Volunteer Trenching		874.16 · Mains...		250.00	-1,298,562.09
Bill	03/01/2017	19051	Pipeline Regulatory ...		925 · I/D - Safe...		555.00	-1,299,117.09
Bill	03/01/2017	231488	Adam's Trenching S...		887.46 · Maint...		300.00	-1,299,417.09
Bill	03/01/2017	113	Steve Jolley		874.15 · Mains...		2,500.00	-1,301,917.09
Bill	03/01/2017	27	LMJ Industries		1408 · Prepaid...		1,000.00	-1,302,917.09
Bill	03/01/2017	150	Robert Parks		1408 · Prepaid...		4,008.00	-1,306,925.09
Bill	03/01/2017	20430...	Sonitrol Orange Cou...	Customer # 3...	932 · Maintena...		127.35	-1,307,052.44
Bill	03/01/2017	170227	Access Cable Televi...	Acct # 09-003...	921.16 · Office...		144.22	-1,307,196.66
Bill	03/01/2017	17-321	DeBritton Holdings, ...		-SPLIT-		1,237.66	-1,308,434.32
Credit	03/01/2017	17-321	DeBritton Holdings, ...		6241 · Contrac...	3,748.10		-1,304,686.22
Bill	03/01/2017	17-331	DeBritton Aviation Ltd.		-SPLIT-		1,531.45	-1,306,217.67
Credit	03/01/2017	17-331	DeBritton Aviation Ltd.		6241 · Contrac...	8,193.35		-1,298,024.32
Bill Pmt -Check	03/01/2017		DeBritton Aviation Ltd.	QuickBooks g...	1100 · Cash	0.00		-1,298,024.32
Bill Pmt -Check	03/01/2017		DeBritton Holdings, ...	QuickBooks g...	1100 · Cash	0.00		-1,298,024.32
Bill	03/01/2017	170301	American Interstate ...	Policy AVWC...	924 · Insurance		1,507.35	-1,299,531.67
Bill	03/01/2017	10173...	X Stream Services	Account 0023...	6120 · Comm ...		384.80	-1,299,916.47
Bill	03/01/2017	170307	First Volunteer Bank		6320 · Bank fees		13.00	-1,299,929.47
Bill	03/01/2017	170307	The Town of Grace...		903.46 · Custo...		75.00	-1,300,004.47
Bill	03/01/2017	11071...	Isco Industries, LLC		-SPLIT-		449.20	-1,300,453.67
Bill	03/01/2017	170307	Roberta M. Rossi		6425 · Legal		3,476.40	-1,303,930.07

Navitas Utility Corporation
General Ledger
As of December 31, 2017

Type	Date	Num	Name	Memo	Split	Debit	Credit	Balance
Bill	03/01/2017	170307	Totah Communicati...	account # 7460	921.46 · Office...		313.20	-1,304,243.27
Bill	03/01/2017	170307	Red River Valley Ru...	Account # 19...	855.46 · Other ...		34.72	-1,304,277.99
Bill	03/01/2017	170307	Jellico Electric & Wa...	Account # 00...	903.16 · Custo...		83.63	-1,304,361.62
Bill	03/01/2017	GS-49...	Servicestar	Customer # 2...	851.46 · Sys C...		49.17	-1,304,410.79
Bill	03/01/2017	170309	Time Warner Cable	Account # 84...	6120 · Comm ...		710.16	-1,305,120.95
Bill	03/01/2017	170309	Time Warner Cable	Account # 84...	6120 · Comm ...		194.61	-1,305,315.56
Bill	03/01/2017	39679	Prince Plumbing LLC		-SPLIT-		5.29	-1,305,320.85
Bill	03/01/2017	39714	Prince Plumbing LLC		-SPLIT-		7.02	-1,305,327.87
Bill	03/01/2017	39755	Prince Plumbing LLC		1302 · Certifie...		15.61	-1,305,343.48
Bill	03/01/2017	39802	Prince Plumbing LLC		-SPLIT-		152.98	-1,305,496.46
Bill	03/01/2017	FC5550	Prince Plumbing LLC		426.30 · Penalt...		7.24	-1,305,503.70
Bill	03/01/2017	1021-2	Oklahoma Gas Ass...		6410 · Lic, per...		650.00	-1,306,153.70
Bill	03/01/2017	47671...	Quill	Account # C2...	6140 · Office c...		16.98	-1,306,170.68
Bill	03/01/2017	47688...	Quill	Account # C2...	6140 · Office c...		24.38	-1,306,195.06
Bill	03/01/2017	47689...	Quill	Account # C2...	6140 · Office c...		35.96	-1,306,231.02
Bill	03/01/2017	170320	Ochelata Utility Auth...	Account 1129	903.46 · Custo...		325.77	-1,306,556.79
Bill	03/01/2017	170320	Velma Public Works...		903.46 · Custo...		107.00	-1,306,663.79
Bill	03/01/2017	29907	Professional Collecti...		-SPLIT-		130.00	-1,306,793.79
Bill	03/01/2017	170320	Motley Gin, Inc.	Account ID: N...	921.46 · Office...		645.37	-1,307,439.16
Bill	03/01/2017	49319...	Western Exterminat...	Cust # 15043...	932 · Maintena...		72.00	-1,307,511.16
Bill	03/01/2017	170324	Monday's Stop N Sh...		921.46 · Office...		1,332.55	-1,308,843.71
Bill	03/01/2017	89859	Hudson Equipment		874.46 · Mains...		5.03	-1,308,848.74
Bill	03/01/2017	170404	5100 Sue Yearwood		926 · Employe...		673.22	-1,309,521.96
Bill	03/01/2017	825 1...	Unifirst Holdings, In...		923.46 · Outsi...		214.31	-1,309,736.27
Bill	03/02/2017	170302	Town of Eakly	Account # 1019	6230 · Utilities		18.00	-1,309,754.27
Bill	03/02/2017	824 1...	Unifirst Holdings, In...		923.46 · Outsi...		93.87	-1,309,848.14
Bill	03/02/2017	500066	Wann Stop		874.46 · Mains...		27.40	-1,309,875.54
Bill	03/02/2017	89981	Hudson Equipment		874.46 · Mains...		43.67	-1,309,919.21
Bill	03/03/2017		Legacy Bank		6320 · Bank fees		75.00	-1,309,994.21
Bill	03/03/2017		Streetmaster, LLC		920 · Administr...		1,250.00	-1,311,244.21
Bill	03/03/2017	20170...	PayChex		-SPLIT-		41,911.00	-1,353,155.21
Bill Pmt -Check	03/03/2017	5924	5100 John Guest		1107 · Checkin...	249.53		-1,352,905.68
Bill Pmt -Check	03/03/2017	5925	Access Cable Televi...	Acct # 09-003...	1107 · Checkin...	144.22		-1,352,761.46
Bill Pmt -Check	03/03/2017	5926	Adam's Trenching S...		1107 · Checkin...	300.00		-1,352,461.46
Bill Pmt -Check	03/03/2017	5927	Advanced Professio...		1107 · Checkin...	40.00		-1,352,421.46
Bill Pmt -Check	03/03/2017	5928	AFCO	04-98926209-...	1107 · Checkin...	4,950.54		-1,347,470.92
Bill Pmt -Check	03/03/2017	5929	Ally	024922596418	1107 · Checkin...	624.64		-1,346,846.28
Bill Pmt -Check	03/03/2017	5930	B & B Meter Service		1107 · Checkin...	1,650.00		-1,345,196.28
Bill Pmt -Check	03/03/2017	5931	B & W Pipeline		1107 · Checkin...	28,077.50		-1,317,118.78
Bill Pmt -Check	03/03/2017	5932	Bank 7	Loan 1010669	1107 · Checkin...	3,595.88		-1,313,522.90
Bill Pmt -Check	03/03/2017	5933	Cart Farm & Home ...		1107 · Checkin...	30.75		-1,313,492.15
Bill Pmt -Check	03/03/2017	5934	CenterPoint Energy ...	Customer ID: ...	1107 · Checkin...	2,824.72		-1,310,667.43
Bill Pmt -Check	03/03/2017	5935	Cintas Corporation #...		1107 · Checkin...	125.00		-1,310,542.43
Bill Pmt -Check	03/03/2017	5936	CKenergy Electric C...		1107 · Checkin...	424.94		-1,310,117.49
Bill Pmt -Check	03/03/2017	5937	Cotton Electric Coop...	Acc # 270660...	1107 · Checkin...	79.76		-1,310,037.73
Bill Pmt -Check	03/03/2017	5938	Delgasco, Inc.	Account # 16...	1107 · Checkin...	25,689.69		-1,284,348.04
Bill Pmt -Check	03/03/2017	5939	DirecTV	Account # 03...	1107 · Checkin...	166.98		-1,284,181.06
Bill Pmt -Check	03/03/2017	5940	DNOW LP	107415	1107 · Checkin...	381.50		-1,283,799.56
Bill Pmt -Check	03/03/2017	5941	Double Y Spraying		1107 · Checkin...	275.00		-1,283,524.56

Navitas Utility Corporation
General Ledger
As of December 31, 2017

Type	Date	Num	Name	Memo	Split	Debit	Credit	Balance
Bill Pmt -Check	03/03/2017	5942	EGW Utilities, Inc.		1107 · Checkin...	17,378.32		-1,266,146.24
Bill Pmt -Check	03/03/2017	5943	England Ford Inc	VOID: Cust # ...	1107 · Checkin...	0.00		-1,266,146.24
Bill Pmt -Check	03/03/2017	5944	Sparta Energy		1107 · Checkin...	39,167.38		-1,226,978.86
Bill Pmt -Check	03/03/2017	5945	Grainger	Account # 84...	1107 · Checkin...	87.14		-1,226,891.72
Bill Pmt -Check	03/03/2017	5946	Harmon Electric Ass...	Account # 50...	1107 · Checkin...	136.67		-1,226,755.05
Bill Pmt -Check	03/03/2017	5947	Hudson Equipment		1107 · Checkin...	84.79		-1,226,670.26
Bill Pmt -Check	03/03/2017	5948	Isco Industries, LLC		1107 · Checkin...	2,153.19		-1,224,517.07
Bill Pmt -Check	03/03/2017	5949	Jenkins Oilfield Sup...	Customer Acc...	1107 · Checkin...	800.13		-1,223,716.94
Bill Pmt -Check	03/03/2017	5950	Kenneth Lowe		1107 · Checkin...	8,684.50		-1,215,032.44
Bill Pmt -Check	03/03/2017	5951	Kentucky Undergrou...	Customer ID: ...	1107 · Checkin...	1.60		-1,215,030.84
Bill Pmt -Check	03/03/2017	5952	Keystone-Beard Eq...		1107 · Checkin...	213.96		-1,214,816.88
Bill Pmt -Check	03/03/2017	5953	Klint Alexander	January 2017	1107 · Checkin...	1,000.00		-1,213,816.88
Bill Pmt -Check	03/03/2017	5954	Legacy Bank		1107 · Checkin...	75.00		-1,213,741.88
Bill Pmt -Check	03/03/2017	5955	Liberty Mutual Insur...	Account # 40...	1107 · Checkin...	2,833.09		-1,210,908.79
Bill Pmt -Check	03/03/2017	5956	Locke Supply		1107 · Checkin...	12.81		-1,210,895.98
Bill Pmt -Check	03/03/2017	5957	Mesa Consolidated ...	Acc # 045127...	1107 · Checkin...	123.08		-1,210,772.90
Bill Pmt -Check	03/03/2017	5958	Mike's Garage		1107 · Checkin...	147.76		-1,210,625.14
Bill Pmt -Check	03/03/2017	5959	Oklahoma Natural G...		1107 · Checkin...	4,969.84		-1,205,655.30
Bill Pmt -Check	03/03/2017	5960	Opal Leach		1107 · Checkin...	250.00		-1,205,405.30
Bill Pmt -Check	03/03/2017	5961	Petrol Energy, LLC		1107 · Checkin...	75,325.12		-1,130,080.18
Bill Pmt -Check	03/03/2017	5962	Pioneer Telephone ...	Account # PT...	1107 · Checkin...	103.51		-1,129,976.67
Bill Pmt -Check	03/03/2017	5963	Professional Collecti...		1107 · Checkin...	175.00		-1,129,801.67
Bill Pmt -Check	03/03/2017	5964	Public Service Co.		1107 · Checkin...	248.71		-1,129,552.96
Bill Pmt -Check	03/03/2017	5965	Purchase Power	Acct # 8000-9...	1107 · Checkin...	65.87		-1,129,487.09
Bill Pmt -Check	03/03/2017	5966	Sonitrol Orange Cou...	Customer # 3...	1107 · Checkin...	127.35		-1,129,359.74
Bill Pmt -Check	03/03/2017	5967	Southern Star Centr...		1107 · Checkin...	11,602.06		-1,117,757.68
Bill Pmt -Check	03/03/2017	5968	Stephens Co. Rural ...	Account A-04...	1107 · Checkin...	35.00		-1,117,722.68
Bill Pmt -Check	03/03/2017	5969	SoCal Gas	Account # 10...	1107 · Checkin...	108.81		-1,117,613.87
Bill Pmt -Check	03/03/2017	5970	Town of Eakly	Account # 1019	1107 · Checkin...	18.00		-1,117,595.87
Bill Pmt -Check	03/03/2017	5971	Unifirst Holdings, In...		1107 · Checkin...	1,044.04		-1,116,551.83
Bill Pmt -Check	03/03/2017	5972	Unifirst Holdings, In...		1107 · Checkin...	219.55		-1,116,332.28
Bill Pmt -Check	03/03/2017	5973	Unifirst Holdings, In...		1107 · Checkin...	442.55		-1,115,889.73
Bill Pmt -Check	03/03/2017	5974	Unifirst Holdings, In...		1107 · Checkin...	175.60		-1,115,714.13
Bill Pmt -Check	03/03/2017	5975	Unifirst Holdings, In...		1107 · Checkin...	121.37		-1,115,592.76
Bill Pmt -Check	03/03/2017	5976	US Cellular	Account # 84...	1107 · Checkin...	454.58		-1,115,138.18
Bill Pmt -Check	03/03/2017	5977	Vector-Santa Monic...	Op ID: 48592	1107 · Checkin...	109.60		-1,115,028.58
Bill Pmt -Check	03/03/2017	5978	Verizon Wireless	Account # 87...	1107 · Checkin...	732.35		-1,114,296.23
Bill Pmt -Check	03/03/2017	5979	Volunteer Trenching		1107 · Checkin...	250.00		-1,114,046.23
Bill Pmt -Check	03/03/2017	5980	Wheeler Chevrolet, I...		1107 · Checkin...	43.43		-1,114,002.80
Bill Pmt -Check	03/03/2017	5981	Windstream	Account # 04...	1107 · Checkin...	336.15		-1,113,666.65
Bill Pmt -Check	03/03/2017	5982	AFCO	04-98926209-...	1107 · Checkin...	862.45		-1,112,804.20
Bill Pmt -Check	03/03/2017	5983	Aflac	Accout #: FG...	1107 · Checkin...	153.12		-1,112,651.08
Bill Pmt -Check	03/03/2017	5984	Ally	024921495072	1107 · Checkin...	593.55		-1,112,057.53
Bill	03/03/2017	TR-53...	Enable Gas Transmi...	Account # 26...	804.46 · City G...		1,882.43	-1,113,939.96
Bill	03/03/2017	170307	A New Energy LLC		-SPLIT-		4,166.66	-1,118,106.62
Bill	03/03/2017	170309	CenterPoint Energy	7257756-2	804.46 · City G...		95.01	-1,118,201.63
Bill	03/03/2017	40003...	Cintas Corporation #...	Acct # 35084	923.16 · Outsi...		25.00	-1,118,226.63
Bill	03/03/2017	170313	Purchase Power	Acct # 8000-9...	6130 · Postage		500.00	-1,118,726.63
Bill	03/03/2017	32	Southwestern Sport...		925 · I/D - Safe...		25.00	-1,118,751.63

Navitas Utility Corporation
General Ledger
As of December 31, 2017

Type	Date	Num	Name	Memo	Split	Debit	Credit	Balance
Bill	03/03/2017	170320	Ally	024923459722	-SPLIT-		645.10	-1,119,396.73
Bill	03/03/2017	90068	Hudson Equipment		874.46 · Mains...		37.20	-1,119,433.93
Bill	03/05/2017	170307	Pioneer Cellular - us...	Account # CN...	921.46 · Office...		92.64	-1,119,526.57
Bill	03/05/2017	170320	Monday's Stop N Sh...		921.46 · Office...		1,548.25	-1,121,074.82
Bill Pmt -Check	03/06/2017	5985	England Ford Inc	Cust # 1024	1107 · Checkin...	894.48		-1,120,180.34
Bill Pmt -Check	03/06/2017	5986	American Interstate ...	Policy AVWC...	1107 · Checkin...	1,507.35		-1,118,672.99
Bill	03/06/2017	70-TN...	Southern Star Centr...		804.46 · City G...		10,167.97	-1,128,840.96
Bill	03/06/2017	03170...	Natural Gas Pipeline...	Acct # 5319 / ...	804.46 · City G...		492.50	-1,129,333.46
Bill	03/06/2017	10527	Hull Brothers, Inc.	Pleasant Vie...	887.16 · Maint...		540.75	-1,129,874.21
Bill	03/06/2017	10520	Hull Brothers, Inc.		887.15 · Maint...		562.50	-1,130,436.71
Bill	03/06/2017	170306	5100 Woody Sitton	Buddy Wells	926 · Employe...		100.00	-1,130,536.71
Bill	03/06/2017	170306	Oglesby Volunteer F...	Annual Volunt...	925 · I/D - Safe...		50.00	-1,130,586.71
Bill	03/06/2017	81306	Jenkins Oilfield Sup...	Customer Acc...	-SPLIT-		409.80	-1,130,996.51
Bill	03/06/2017	500067	Wann Stop		874.46 · Mains...		11.00	-1,131,007.51
Bill	03/06/2017	833 1...	Unifirst Holdings, In...		923.46 · Outsi...		31.52	-1,131,039.03
Bill	03/06/2017	90266	Hudson Equipment		874.46 · Mains...		5.03	-1,131,044.06
Bill	03/06/2017	87230	Cart Farm & Home ...		874.46 · Mains...		6.12	-1,131,050.18
Bill	03/06/2017	825 1...	Unifirst Holdings, In...		923.46 · Outsi...		46.63	-1,131,096.81
Bill Pmt -Check	03/07/2017	Transfer	PayChex		1107 · Checkin...	41,911.00		-1,089,185.81
Bill Pmt -Check	03/07/2017	Transfer	United Healthcare	Customer # 4...	1107 · Checkin...	8,469.75		-1,080,716.06
Bill Pmt -Check	03/07/2017	Transfer	United Healthcare	Customer # 5...	1107 · Checkin...	23,850.90		-1,056,865.16
Bill Pmt -Check	03/07/2017	5987	NALLC - gas facilities		1107 · Checkin...	40,731.02		-1,016,134.14
Bill Pmt -Check	03/07/2017	5988	BXS Insurance Serv...		1107 · Checkin...	6,502.00		-1,009,632.14
Bill	03/07/2017	10089...	Clearwater Enterpris...	Financial Mon...	804.46 · City G...		139,775.12	-1,149,407.26
Bill	03/07/2017	24904	Keystone-Beard Eq...		874.46 · Mains...		33.80	-1,149,441.06
Bill	03/07/2017	170320	AFCO	Account # 04-...	-SPLIT-		4,950.54	-1,154,391.60
Bill	03/07/2017	170307	OCT Equipment LLC		-SPLIT-	0.00		-1,154,391.60
Bill	03/07/2017	827 0...	Unifirst Holdings, In...		923.46 · Outsi...		46.62	-1,154,438.22
Bill	03/08/2017	127	Petrol Energy, LLC		-SPLIT-		41,587.20	-1,196,025.42
Bill	03/08/2017	11071...	Isco Industries, LLC		1302 · Certifie...		168.49	-1,196,193.91
Bill	03/08/2017	49792...	Quill	Account # C2...	6140 · Office c...		176.56	-1,196,370.47
Bill	03/08/2017	49796...	Quill	Account # C2...	6140 · Office c...		157.37	-1,196,527.84
Bill	03/08/2017	50047...	Quill	Account # C2...	6140 · Office c...		45.72	-1,196,573.56
Bill	03/08/2017	50139...	Quill	Account # C2...	6140 · Office c...		16.34	-1,196,589.90
Bill	03/08/2017	170320	Purchase Power	Acct # 8000-9...	6130 · Postage		332.32	-1,196,922.22
Bill	03/08/2017	825 1...	Unifirst Holdings, In...		923.46 · Outsi...		216.96	-1,197,139.18
Bill Pmt -Check	03/09/2017	5989	Clearwater Enterpris...		1107 · Checkin...	85,388.66		-1,111,750.52
Bill Pmt -Check	03/09/2017	5990	Navitas 1, LLC		1107 · Checkin...	6,080.00		-1,105,670.52
Bill	03/09/2017	10055	Dirt Road Graphics		6140 · Office c...		518.98	-1,106,189.50
Bill	03/09/2017	824 1...	Unifirst Holdings, In...		923.46 · Outsi...		93.87	-1,106,283.37
Bill	03/09/2017	10089...	Clearwater Enterpris...	Financial Mon...	804.46 · City G...		17,809.50	-1,124,092.87
Bill	03/09/2017	TR-57...	Enable Oklahoma In...	Account # 26...	804.46 · City G...		1,449.60	-1,125,542.47
Bill	03/09/2017	TR-57...	Enable Oklahoma In...	Account # 26...	804.46 · City G...		2,016.20	-1,127,558.67
Bill	03/09/2017	124637	England Ford Inc	Cust # 1024	874.46 · Mains...		54.42	-1,127,613.09
Bill	03/09/2017	11071...	Isco Industries, LLC		1302 · Certifie...		412.11	-1,128,025.20
Bill	03/09/2017	50253...	Quill	Account # C2...	6140 · Office c...		26.15	-1,128,051.35
Bill	03/09/2017	03092...	AT&T Mobility	Account # 28...	921.46 · Office...		630.89	-1,128,682.24
Bill	03/10/2017	67030...	Continental Industrie...		-SPLIT-		1,407.77	-1,130,090.01
Bill	03/10/2017	40004...	Cintas Corporation #...	Acct # 35084	923.16 · Outsi...		25.00	-1,130,115.01

Navitas Utility Corporation
General Ledger
As of December 31, 2017

Type	Date	Num	Name	Memo	Split	Debit	Credit	Balance
Bill	03/10/2017	170320	Ron Comingdeer & ...		923.46 · Outsi...		2,083.00	-1,132,198.01
Bill	03/10/2017	0219-...	O'Reilly Auto Parts		874.46 · Mains...		29.39	-1,132,227.40
Bill	03/10/2017	266041	Harold's Auto Supply	Acct # 3530	874.46 · Mains...		24.24	-1,132,251.64
Bill	03/10/2017	02730...	Zee Medical Service...	Accoutn # 2312	925 · I/D - Safe...		379.23	-1,132,630.87
Bill	03/13/2017	20170...	PayChex		-SPLIT-		32,520.86	-1,165,151.73
Bill	03/13/2017	170320	Windstream	Account # 04...	921.46 · Office...		336.34	-1,165,488.07
Bill	03/13/2017	17020...	Enbridge/Spectra E...	Account # 29...	804.15 · City G...		1,670.00	-1,167,158.07
Bill	03/13/2017	170321	Public Service Co.	Account # 95...	903.46 · Custo...		25.87	-1,167,183.94
Bill	03/13/2017	170321	F & M Bank	Loan 9995000	-SPLIT-		630.87	-1,167,814.81
Bill	03/13/2017	833 1...	Unifirst Holdings, In...		923.46 · Outsi...		31.52	-1,167,846.33
Bill	03/13/2017	825 1...	Unifirst Holdings, In...		923.46 · Outsi...		46.63	-1,167,892.96
Bill Pmt -Check	03/14/2017	Transfer	PayChex		1107 · Checkin...	32,520.86		-1,135,372.10
Bill	03/14/2017	Form ...	Railroad Commissio...		928 · Regulato...		450.00	-1,135,822.10
Bill Pmt -Check	03/14/2017	5991	Railroad Commissio...		1107 · Checkin...	300.00		-1,135,522.10
Bill	03/14/2017	170320	SoCal Gas	Account # 10...	6230 · Utilities		93.32	-1,135,615.42
Bill	03/14/2017	170314	Southern California ...	Customer acc...	6230 · Utilities		262.60	-1,135,878.02
Bill	03/14/2017	161467	Farris Bobango Bra...		-SPLIT-		3,675.00	-1,139,553.02
Bill	03/14/2017	170321	Liberty Mutual Insur...	Account # 40...	924 · Insurance		2,833.09	-1,142,386.11
Bill	03/14/2017	17032...	Oklahoma Natural G...	Account # 21...	804.46 · City G...		564.40	-1,142,950.51
Bill	03/14/2017	17032...	Oklahoma Natural G...	Account # 21...	804.46 · City G...		450.20	-1,143,400.71
Bill	03/14/2017	17032...	Oklahoma Natural G...	Account # 21...	804.46 · City G...		545.62	-1,143,946.33
Bill	03/14/2017	17032...	Oklahoma Natural G...	Account # 21...	804.46 · City G...		207.97	-1,144,154.30
Bill	03/14/2017	17032...	Oklahoma Natural G...	Account # 21...	804.46 · City G...		149.28	-1,144,303.58
Bill	03/14/2017	17032...	Oklahoma Natural G...	Account # 21...	804.46 · City G...		1,870.22	-1,146,173.80
Bill	03/14/2017	17032...	Oklahoma Natural G...	Account # 21...	804.46 · City G...		188.17	-1,146,361.97
Bill	03/14/2017	827 0...	Unifirst Holdings, In...		923.46 · Outsi...		33.36	-1,146,395.33
Bill	03/14/2017	124738	England Ford Inc	Cust # 1024	874.46 · Mains...		59.87	-1,146,455.20
Bill	03/14/2017	0239-...	O'Reilly Auto Parts		874.46 · Mains...		32.84	-1,146,488.04
Bill	03/15/2017	130488	Delgasco, Inc.	Account # 16...	804.16 · City G...		18,676.80	-1,165,164.84
Bill	03/15/2017	126247	OCT Equipment LLC		874.46 · Mains...		76.35	-1,165,241.19
Bill	03/15/2017	00430...	United Healthcare	Customer # 4...	926 · Employe...		8,469.75	-1,173,710.94
Bill	03/15/2017	170321	Cotton Electric Coop...	Acc # 270660...	903.46 · Custo...		67.41	-1,173,778.35
Bill	03/15/2017	170321	AFCO	Account # 03-...	-SPLIT-		862.45	-1,174,640.80
Bill	03/15/2017	500068	Wann Stop		874.46 · Mains...		59.19	-1,174,699.99
Bill	03/15/2017	75874	Dixon Kirchoff, Inc	Customer # 0...	874.46 · Mains...		13.92	-1,174,713.91
Bill	03/15/2017	170321	Ally	024922596418	-SPLIT-		624.64	-1,175,338.55
Bill	03/15/2017	170324	5100 John Guest		926 · Employe...		249.53	-1,175,588.08
Bill	03/15/2017	90888	Hudson Equipment		874.46 · Mains...		2.84	-1,175,590.92
Bill	03/15/2017	170404	Haskell County Wat...	Acc # 10-1240	903.46 · Custo...		19.80	-1,175,610.72
Bill	03/15/2017	825 1...	Unifirst Holdings, In...		923.46 · Outsi...		209.71	-1,175,820.43
Bill	03/15/2017	10552	Hull Brothers, Inc.	Pizza King - A...	887.15 · Maint...		774.75	-1,176,595.18
Bill	03/16/2017	170320	Guardian	Group ID: 00 ...	924 · Insurance		314.68	-1,176,909.86
Bill	03/16/2017	824 1...	Unifirst Holdings, In...		923.46 · Outsi...		102.32	-1,177,012.18
Bill	03/16/2017	25035	Keystone-Beard Eq...		-SPLIT-		214.45	-1,177,226.63
Bill	03/16/2017	170321	American Interstate ...	Policy AVWC...	924 · Insurance		1,225.74	-1,178,452.37
Bill	03/16/2017	33031...	Pitney Bowes	Account # 00...	931 · Rents		634.38	-1,179,086.75
Bill	03/16/2017	88575	Cart Farm & Home ...		874.46 · Mains...		32.93	-1,179,119.68
Bill Pmt -Check	03/17/2017	5992	Natural Gas Pipeline...	Acct # 5319 / ...	1107 · Checkin...	492.50		-1,178,627.18
Bill Pmt -Check	03/17/2017	5993	TDH Construction		1107 · Checkin...	3,082.24		-1,175,544.94

Navitas Utility Corporation
General Ledger
As of December 31, 2017

Type	Date	Num	Name	Memo	Split	Debit	Credit	Balance
Bill	03/17/2017	20170...	PayChex		-SPLIT-		40,116.35	-1,215,661.29
Bill Pmt -Check	03/17/2017	5994	5100 Woody Sitton	Buddy Wells	1107 · Checkin...	100.00		-1,215,561.29
Bill Pmt -Check	03/17/2017	5995	Airgas, Inc.		1107 · Checkin...	50.02		-1,215,511.27
Bill Pmt -Check	03/17/2017	5996	Ally	024924239093	1107 · Checkin...	602.92		-1,214,908.35
Bill Pmt -Check	03/17/2017	5997	CenterPoint Energy	7257756-2	1107 · Checkin...	95.01		-1,214,813.34
Bill Pmt -Check	03/17/2017	5998	DirecTV	Account # 08...	1107 · Checkin...	119.98		-1,214,693.36
Bill Pmt -Check	03/17/2017	5999	Dirt Road Graphics		1107 · Checkin...	518.98		-1,214,174.38
Bill Pmt -Check	03/17/2017	6000	Farmers Coop	Account # 353	1107 · Checkin...	3,465.28		-1,210,709.10
Bill Pmt -Check	03/17/2017	6001	First Volunteer Bank		1107 · Checkin...	13.00		-1,210,696.10
Bill Pmt -Check	03/17/2017	6002	Haskell County Wat...	Acc # 10-1240	1107 · Checkin...	18.00		-1,210,678.10
Bill Pmt -Check	03/17/2017	6003	Hull Brothers, Inc.		1107 · Checkin...	23,127.26		-1,187,550.84
Bill Pmt -Check	03/17/2017	6004	Jellico Electric & Wa...	Account # 00...	1107 · Checkin...	83.63		-1,187,467.21
Bill Pmt -Check	03/17/2017	6005	Keystone-Beard Eq...		1107 · Checkin...	33.80		-1,187,433.41
Bill Pmt -Check	03/17/2017	6006	LMJ Industries		1107 · Checkin...	1,000.00		-1,186,433.41
Bill Pmt -Check	03/17/2017	6007	O'Reilly Auto Parts		1107 · Checkin...	197.61		-1,186,235.80
Bill Pmt -Check	03/17/2017	6008	Oglesby Volunteer F...	Annual Volunt...	1107 · Checkin...	50.00		-1,186,185.80
Bill Pmt -Check	03/17/2017	6009	R & R Water /Culligan	Account # 2279	1107 · Checkin...	53.00		-1,186,132.80
Bill Pmt -Check	03/17/2017	6010	Red River Valley Ru...	Account # 19...	1107 · Checkin...	34.72		-1,186,098.08
Bill Pmt -Check	03/17/2017	6011	Russmar Utility Man...		1107 · Checkin...	1,000.00		-1,185,098.08
Bill Pmt -Check	03/17/2017	6012	Servicestar	Customer # 2...	1107 · Checkin...	49.17		-1,185,048.91
Bill Pmt -Check	03/17/2017	6013	Battery Backup Pow...	February	1107 · Checkin...	556.31		-1,184,492.60
Bill Pmt -Check	03/17/2017	6014	Steve Jolley		1107 · Checkin...	2,500.00		-1,181,992.60
Bill Pmt -Check	03/17/2017	6015	Terminix Processing...	Cust # 7479088	1107 · Checkin...	55.00		-1,181,937.60
Bill Pmt -Check	03/17/2017	6016	The Town of Grace...		1107 · Checkin...	75.00		-1,181,862.60
Bill Pmt -Check	03/17/2017	6017	Time Warner Cable	Account # 84...	1107 · Checkin...	710.16		-1,181,152.44
Bill Pmt -Check	03/17/2017	6018	Totah Communicati...	account # 7460	1107 · Checkin...	313.20		-1,180,839.24
Bill Pmt -Check	03/17/2017	6019	Town of Eakly	Account # 888	1107 · Checkin...	93.22		-1,180,746.02
Bill Pmt -Check	03/17/2017	6020	Robert Parks		1107 · Checkin...	4,008.00		-1,176,738.02
Bill Pmt -Check	03/17/2017	6021	X Stream Services	0013081	1107 · Checkin...	384.80		-1,176,353.22
Bill Pmt -Check	03/17/2017	6022	Time Warner Cable	Account # 84...	1107 · Checkin...	194.61		-1,176,158.61
Bill Pmt -Check	03/17/2017	6023	Pioneer Cellular - us...	Account # CN...	1107 · Checkin...	92.64		-1,176,065.97
Bill	03/17/2017	0219-...	O'Reilly Auto Parts		874.46 · Mains...		34.59	-1,176,100.56
Bill	03/17/2017	25055	Keystone-Beard Eq...		-SPLIT-		104.00	-1,176,204.56
Bill	03/17/2017	20063...	Kentucky Undergrou...	Customer ID: ...	925 · I/D - Safe...		3.20	-1,176,207.76
Bill	03/17/2017	40004...	Cintas Corporation #...	Acct # 35084	923.16 · Outsi...		25.00	-1,176,232.76
Bill	03/17/2017	746	Quinton Parts Supply		874.46 · Mains...		25.58	-1,176,258.34
Bill	03/18/2017	97823...	Verizon Wireless	Account # 87...	921.16 · Office...		732.47	-1,176,990.81
Bill	03/20/2017	10545	Hull Brothers, Inc.	4510 Squirrel ...	887.16 · Maint...		227.50	-1,177,218.31
Bill	03/20/2017	10537	Hull Brothers, Inc.		887.15 · Maint...		640.00	-1,177,858.31
Bill	03/20/2017	1729	Russmar Utility Man...		887.15 · Maint...		1,000.00	-1,178,858.31
Bill	03/20/2017	30993...	Locke Supply		874.46 · Mains...		293.71	-1,179,152.02
Bill	03/20/2017	170320	DBR Publishing Co, ...		426.10 · Donat...		170.00	-1,179,322.02
Bill	03/20/2017	5163	B & B Meter Service		1604 · Tools a...		370.00	-1,179,692.02
Bill	03/20/2017	170323	State Fund		924 · Insurance		820.50	-1,180,512.52
Bill	03/20/2017	170321	Pioneer Telephone ...	Account # PT...	921.46 · Office...		79.19	-1,180,591.71
Bill	03/20/2017	25087	Keystone-Beard Eq...		874.46 · Mains...		205.84	-1,180,797.55
Bill	03/20/2017	833 1...	Unifirst Holdings, In...		923.46 · Outsi...		19.93	-1,180,817.48
Bill	03/20/2017	01837...	US Cellular	Account # 84...	921.46 · Office...		400.13	-1,181,217.61
Bill	03/20/2017	170404	Town of Eakly	Account # 1019	6230 · Utilities		18.00	-1,181,235.61

Navitas Utility Corporation
General Ledger
As of December 31, 2017

Type	Date	Num	Name	Memo	Split	Debit	Credit	Balance
Bill	03/20/2017	170404	Town of Eakly	Account # 888	6230 · Utilities		102.53	-1,181,338.14
Bill	03/20/2017	825 1...	Unifirst Holdings, In...		923.46 · Outsi...		32.70	-1,181,370.84
Bill Pmt -Check	03/21/2017	Transfer	PayChex		1107 · Checkin...	40,116.35		-1,141,254.49
Bill	03/21/2017	170321	The Anadarko Daily ...		921.46 · Office...		87.00	-1,141,341.49
Bill	03/21/2017	827 0...	Unifirst Holdings, In...		923.46 · Outsi...		32.70	-1,141,374.19
Bill	03/21/2017	170328	Klint Alexander	February 2017	-SPLIT-		1,000.00	-1,142,374.19
Bill	03/21/2017	00431...	United Healthcare	Customer # 5...	926 · Employe...		26,705.21	-1,169,079.40
Bill	03/21/2017	170404	Stephens Co. Rural ...	Account A-04...	903.46 · Custo...		35.00	-1,169,114.40
Bill Pmt -Check	03/22/2017	6024	Clearwater Enterpris...	Financial Mon...	1107 · Checkin...	63,933.93		-1,105,180.47
Bill	03/22/2017	25121	Keystone-Beard Eq...		1302 · Certifie...		199.50	-1,105,379.97
Bill	03/22/2017	825 1...	Unifirst Holdings, In...		923.46 · Outsi...		178.12	-1,105,558.09
Bill Pmt -Check	03/23/2017	6025	HTM Underground, ...	VOID:	1107 · Checkin...	0.00		-1,105,558.09
Bill	03/23/2017	25752...	CenterPoint Energy ...	Customer ID: ...	-SPLIT-		1,804.18	-1,107,362.27
Bill	03/23/2017	824 1...	Unifirst Holdings, In...		923.46 · Outsi...		71.97	-1,107,434.24
Bill	03/23/2017	170328	Public Service Co.	Account # 95...	903.46 · Custo...		115.66	-1,107,549.90
Bill	03/23/2017	170328	Public Service Co.	Account # 95...	903.46 · Custo...		37.71	-1,107,587.61
Bill	03/23/2017	170328	Oklahoma Natural G...	Acc # 212809...	903.46 · Custo...		21.32	-1,107,608.93
Bill	03/23/2017	170330	Ally	024921495072	-SPLIT-		593.55	-1,108,202.48
Bill	03/24/2017	2017 r...	Terminix Processing...	Cust # 7479088	932 · Maintena...		253.00	-1,108,455.48
Bill Pmt -Check	03/24/2017	6026	5100 John Guest		1107 · Checkin...	249.53		-1,108,205.95
Bill Pmt -Check	03/24/2017	6027	A New Energy LLC		1107 · Checkin...	4,166.66		-1,104,039.29
Bill Pmt -Check	03/24/2017	6028	Ally	024923459722	1107 · Checkin...	645.10		-1,103,394.19
Bill Pmt -Check	03/24/2017	6029	American Interstate ...	Policy AVWC...	1107 · Checkin...	1,225.74		-1,102,168.45
Bill Pmt -Check	03/24/2017	6030	The Anadarko Daily ...		1107 · Checkin...	87.00		-1,102,081.45
Bill Pmt -Check	03/24/2017	6031	AT&T Mobility	287021588346	1107 · Checkin...	630.89		-1,101,450.56
Bill Pmt -Check	03/24/2017	6032	Buckaloo Construction		1107 · Checkin...	1,300.00		-1,100,150.56
Bill Pmt -Check	03/24/2017	6033	Cotton Electric Coop...	Acc # 270660...	1107 · Checkin...	67.41		-1,100,083.15
Bill Pmt -Check	03/24/2017	6034	DBR Publishing Co, ...		1107 · Checkin...	170.00		-1,099,913.15
Bill Pmt -Check	03/24/2017	6035	Dixon Kirchoff, Inc	Customer # 0...	1107 · Checkin...	13.92		-1,099,899.23
Bill Pmt -Check	03/24/2017	6036	EGW Utilities, Inc.		1107 · Checkin...	1,188.62		-1,098,710.61
Bill Pmt -Check	03/24/2017	6037	Enable Gas Transmi...	Account # 26...	1107 · Checkin...	1,939.17		-1,096,771.44
Bill Pmt -Check	03/24/2017	6038	England Ford Inc	Cust # 1024	1107 · Checkin...	54.42		-1,096,717.02
Bill Pmt -Check	03/24/2017	6039	Guardian	Group ID: 00 ...	1107 · Checkin...	314.68		-1,096,402.34
Bill Pmt -Check	03/24/2017	6040	Hull Brothers, Inc.		1107 · Checkin...	3,077.35		-1,093,324.99
Bill Pmt -Check	03/24/2017	6041	Isco Industries, LLC		1107 · Checkin...	1,329.19		-1,091,995.80
Bill Pmt -Check	03/24/2017	6042	Kentucky Undergrou...	Customer ID: ...	1107 · Checkin...	3.20		-1,091,992.60
Bill Pmt -Check	03/24/2017	6043	Locke Supply		1107 · Checkin...	293.71		-1,091,698.89
Bill Pmt -Check	03/24/2017	6044	Monday's Stop N Sh...		1107 · Checkin...	2,880.80		-1,088,818.09
Bill Pmt -Check	03/24/2017	6045	Motley Gin, Inc.	Account ID: N...	1107 · Checkin...	645.37		-1,088,172.72
Bill Pmt -Check	03/24/2017	6046	Ochelata Utility Auth...	Account 1129	1107 · Checkin...	325.77		-1,087,846.95
Bill Pmt -Check	03/24/2017	6047	Pioneer Telephone ...	Account # PT...	1107 · Checkin...	79.19		-1,087,767.76
Bill Pmt -Check	03/24/2017	6048	Prince Plumbing LLC		1107 · Checkin...	188.14		-1,087,579.62
Bill Pmt -Check	03/24/2017	6049	Professional Collecti...		1107 · Checkin...	130.00		-1,087,449.62
Bill Pmt -Check	03/24/2017	6050	Purchase Power	Acct # 8000-9...	1107 · Checkin...	500.00		-1,086,949.62
Bill Pmt -Check	03/24/2017	6051	Quill		1107 · Checkin...	499.46		-1,086,450.16
Bill Pmt -Check	03/24/2017	6052	Roberta M. Rossi		1107 · Checkin...	6,563.40		-1,079,886.76
Bill Pmt -Check	03/24/2017	6053	Ron Comingdeer & ...		1107 · Checkin...	2,083.00		-1,077,803.76
Bill Pmt -Check	03/24/2017	6054	Sonitrol Orange Cou...	Customer # 3...	1107 · Checkin...	127.35		-1,077,676.41
Bill Pmt -Check	03/24/2017	6055	Southern California ...	Customer acc...	1107 · Checkin...	262.60		-1,077,413.81

Navitas Utility Corporation
General Ledger
As of December 31, 2017

Type	Date	Num	Name	Memo	Split	Debit	Credit	Balance
Bill Pmt -Check	03/24/2017	6056	Southern Star Centr...		1107 · Checkin...	11,690.23		-1,065,723.58
Bill Pmt -Check	03/24/2017	6057	Southwestern Sport...		1107 · Checkin...	25.00		-1,065,698.58
Bill Pmt -Check	03/24/2017	6058	Enbridge/Spectra E...	Account # 29...	1107 · Checkin...	1,670.00		-1,064,028.58
Bill Pmt -Check	03/24/2017	6059	State Fund		1107 · Checkin...	820.50		-1,063,208.08
Bill Pmt -Check	03/24/2017	6060	Terminix Processing...	Cust # 7479088	1107 · Checkin...	253.00		-1,062,955.08
Bill Pmt -Check	03/24/2017	6061	SoCal Gas	Account # 10...	1107 · Checkin...	93.32		-1,062,861.76
Bill Pmt -Check	03/24/2017	6062	Unifirst Holdings, In...		1107 · Checkin...	635.58		-1,062,226.18
Bill Pmt -Check	03/24/2017	6063	Unifirst Holdings, In...		1107 · Checkin...	131.73		-1,062,094.45
Bill Pmt -Check	03/24/2017	6064	Unifirst Holdings, In...		1107 · Checkin...	300.13		-1,061,794.32
Bill Pmt -Check	03/24/2017	6065	Unifirst Holdings, In...		1107 · Checkin...	131.70		-1,061,662.62
Bill Pmt -Check	03/24/2017	6066	Unifirst Holdings, In...		1107 · Checkin...	89.04		-1,061,573.58
Bill Pmt -Check	03/24/2017	6067	Velma Public Works...		1107 · Checkin...	107.00		-1,061,466.58
Bill Pmt -Check	03/24/2017	6068	Wann Stop		1107 · Checkin...	97.59		-1,061,368.99
Bill Pmt -Check	03/24/2017	6069	Western Exterminat...	Cust # 15043...	1107 · Checkin...	72.00		-1,061,296.99
Bill Pmt -Check	03/24/2017	6070	Windstream	Account # 04...	1107 · Checkin...	336.34		-1,060,960.65
Bill Pmt -Check	03/24/2017	6071	Purchase Power	VOID: Acct # ...	1107 · Checkin...	0.00		-1,060,960.65
Bill Pmt -Check	03/24/2017	6072	Purchase Power	Acct # 8000-9...	1107 · Checkin...	332.32		-1,060,628.33
Bill	03/24/2017	170328	Harmon Electric Ass...	Account # 50...	903.46 · Custo...		127.63	-1,060,755.96
Bill	03/24/2017	40004...	Cintas Corporation #...	Acct # 35084	923.16 · Outsi...		25.00	-1,060,780.96
Bill	03/25/2017	710647	Aflac	Accout #: FG...	926 · Employe...		153.12	-1,060,934.08
Bill	03/26/2017	10559	Hull Brothers, Inc.	2" Main Exten...	887.15 · Maint...		4,053.90	-1,064,987.98
Bill	03/27/2017	170331	Public Service Co.	Account # 95...	903.46 · Custo...		81.35	-1,065,069.33
Bill	03/27/2017	170331	Bank 7	Loan 1010669	427 · Interest ...		3,481.50	-1,068,550.83
Bill	03/27/2017	31017...	DirecTV	Account # 03...	6120 · Comm ...		166.98	-1,068,717.81
Bill	03/27/2017	S1988...	Bemac Supply	Customer # 6...	1302 · Certifie...		39.01	-1,068,756.82
Bill	03/27/2017	170404	Ally	024924239093	-SPLIT-		602.92	-1,069,359.74
Bill	03/27/2017	54933...	Quill	Account # C2...	6140 · Office c...		443.57	-1,069,803.31
Bill	03/27/2017	825 1...	Unifirst Holdings, In...		923.46 · Outsi...		32.70	-1,069,836.01
Bill	03/27/2017	833 1...	Unifirst Holdings, In...		923.46 · Outsi...		19.93	-1,069,855.94
Bill	03/28/2017	21370...	Tate Boy's Tire & Se...		874.46 · Mains...		68.18	-1,069,924.12
Bill	03/28/2017	21370...	Tate Boy's Tire & Se...		874.46 · Mains...		41.36	-1,069,965.48
Bill	03/28/2017	10850...	EGW Utilities, Inc.	Customer ID ...	1604 · Tools a...		3,518.23	-1,073,483.71
Bill	03/28/2017	65284	Brown Ford & Mercu...		874.46 · Mains...		938.00	-1,074,421.71
Bill	03/28/2017	31023...	DirecTV	Account # 08...	6120 · Comm ...		124.23	-1,074,545.94
Bill	03/28/2017	36373...	Terminix Processing...	Cust # 7479088	932 · Maintena...		55.00	-1,074,600.94
Bill	03/28/2017	827 0...	Unifirst Holdings, In...		923.46 · Outsi...		32.70	-1,074,633.64
Bill	03/29/2017	20170...	PayChex		-SPLIT-		34,642.21	-1,109,275.85
Bill	03/29/2017	10851...	EGW Utilities, Inc.	Customer ID ...	1301 · Meter &...		1,554.28	-1,110,830.13
Bill	03/29/2017	10851...	EGW Utilities, Inc.	Customer ID ...	887.28 · Maint...		16,975.00	-1,127,805.13
Bill	03/29/2017	10851...	EGW Utilities, Inc.	Customer ID ...	887.28 · Maint...		14,460.00	-1,142,265.13
Bill	03/29/2017	10852...	EGW Utilities, Inc.	Customer ID ...	887.28 · Maint...		16,975.00	-1,159,240.13
Bill	03/29/2017	10852...	EGW Utilities, Inc.	Customer ID ...	887.28 · Maint...		14,460.00	-1,173,700.13
Bill Pmt -Check	03/29/2017	6073	Railroad Commissio...	VOID:	1107 · Checkin...	0.00		-1,173,700.13
Bill	03/29/2017	00237...	Corley Gasket Com...	Customer # F...	-SPLIT-		195.82	-1,173,895.95
Bill	03/29/2017	825 1...	Unifirst Holdings, In...		923.46 · Outsi...		178.12	-1,174,074.07
Bill Pmt -Check	03/30/2017	Transfer	PayChex		1107 · Checkin...	34,642.21		-1,139,431.86
Bill	03/30/2017	824 1...	Unifirst Holdings, In...		923.46 · Outsi...		71.97	-1,139,503.83
Bill	03/30/2017	10852...	EGW Utilities, Inc.	Customer ID ...	-SPLIT-		13,490.00	-1,152,993.83
Bill	03/30/2017	10562	Hull Brothers, Inc.		887.15 · Maint...		887.50	-1,153,881.33

Navitas Utility Corporation
General Ledger
As of December 31, 2017

Type	Date	Num	Name	Memo	Split	Debit	Credit	Balance
Bill	03/31/2017	1703N...	Navitas 1, LLC		1499 · Contrac...		10,080.00	-1,163,961.33
Bill	03/31/2017	20170...	PayChex		-SPLIT-		40,294.76	-1,204,256.09
Bill	03/31/2017	19131	Pipeline Regulatory ...		925 · I/D - Safe...		4,800.00	-1,209,056.09
Bill	03/31/2017	170404	E & S Oil Company		921.46 · Office...		20.00	-1,209,076.09
Bill	03/31/2017	170404	CKenergy Electric C...	Account: 592...	6230 · Utilities		188.00	-1,209,264.09
Bill	03/31/2017	170404	CKenergy Electric C...	Account: 592...	6230 · Utilities		132.00	-1,209,396.09
Bill	03/31/2017	1703-...	Battery Backup Pow...	March	6120 · Comm ...		560.50	-1,209,956.59
Bill	03/31/2017	53	TDH Construction		-SPLIT-		1,380.00	-1,211,336.59
Bill	03/31/2017	170406	Farmers Coop	Account # 353	-SPLIT-		2,954.85	-1,214,291.44
Bill	03/31/2017	40004...	Cintas Corporation #...	Acct # 35084	923.16 · Outsi...		25.00	-1,214,316.44
Bill	03/31/2017	99439...	Airgas, Inc.		931 · Rents		54.30	-1,214,370.74
Bill	03/31/2017	170410	R & R Water /Culligan	Account # 2279	6230 · Utilities		67.84	-1,214,438.58
Bill	03/31/2017	33032...	Pitney Bowes	Account # 00...	931 · Rents		220.29	-1,214,658.87
Bill	03/31/2017	49984...	Western Exterminat...	Cust # 15043...	932 · Maintena...		72.00	-1,214,730.87
Bill	03/31/2017	1703N...	NALLC - gas facilities		851.46 · Sys C...		5,819.04	-1,220,549.91
Bill	03/31/2017	25	Sparta Energy	March Produc...	804.15 · City G...		18,322.08	-1,238,871.99
Bill	03/31/2017	282	B & W Pipeline	March Transp...	804.15 · City G...		13,897.67	-1,252,769.66
Bill	03/31/2017	283	B & W Pipeline	March Transp...	804.15 · City G...		360.48	-1,253,130.14
Bill	04/01/2017	20442...	Sonitrol Orange Cou...	Customer # 3...	932 · Maintena...		127.35	-1,253,257.49
Bill	04/01/2017	170328	Access Cable Televi...	Acct # 09-003...	921.16 · Office...		144.22	-1,253,401.71
Bill	04/01/2017	1704N...	Navitas Communica...		435 · Extraordi...		2,000.00	-1,255,401.71
Bill	04/01/2017	115	Steve Jolley		874.15 · Mains...		2,500.00	-1,257,901.71
Bill	04/01/2017	28	LMJ Industries		1408 · Prepaid...		1,000.00	-1,258,901.71
Bill	04/01/2017	151	Robert Parks		1408 · Prepaid...		4,008.00	-1,262,909.71
Bill	04/01/2017		Opal Leach		931 · Rents		250.00	-1,263,159.71
Bill	04/01/2017		Volunteer Trenching		874.16 · Mains...		250.00	-1,263,409.71
Bill	04/01/2017	10175...	X Stream Services	Account 0023...	6120 · Comm ...		390.21	-1,263,799.92
Bill	04/01/2017	170404	Velma Public Works...		903.46 · Custo...		107.00	-1,263,906.92
Bill	04/01/2017	170404	5100 Sue Yearwood		926 · Employe...		673.22	-1,264,580.14
Bill	04/01/2017	170404	Totah Communicati...	account # 7460	921.46 · Office...		289.41	-1,264,869.55
Bill	04/01/2017	170401	American Interstate ...	Policy AVWC...	924 · Insurance		1,586.27	-1,266,455.82
Bill	04/01/2017	170406	Time Warner Cable	Account # 84...	6120 · Comm ...		290.42	-1,266,746.24
Bill	04/01/2017	170406	Time Warner Cable	Account # 84...	6120 · Comm ...		710.99	-1,267,457.23
Bill	04/01/2017	170410	Red River Valley Ru...	Account # 19...	855.46 · Other ...		35.56	-1,267,492.79
Bill	04/01/2017	170410	Motley Gin, Inc.	Account ID: N...	921.46 · Office...		432.20	-1,267,924.99
Bill	04/01/2017	170410	First Volunteer Bank		6320 · Bank fees		23.00	-1,267,947.99
Bill	04/01/2017	170412	Ochelata Utility Auth...	Account 1129	903.46 · Custo...		150.05	-1,268,098.04
Bill	04/01/2017	GS-49...	Servicestar	Customer # 2...	851.46 · Sys C...		49.17	-1,268,147.21
Bill	04/01/2017	170417	Jellico Electric & Wa...	Account # 00...	903.16 · Custo...		86.59	-1,268,233.80
Bill	04/01/2017	1055	Full Spectrum Servi...		932 · Maintena...		175.00	-1,268,408.80
Bill	04/01/2017	373	Full Spectrum Servi...		932 · Maintena...		175.00	-1,268,583.80
Bill	04/01/2017	508	Full Spectrum Servi...		932 · Maintena...		175.00	-1,268,758.80
Bill	04/01/2017	923	Full Spectrum Servi...		932 · Maintena...		175.00	-1,268,933.80
Bill	04/01/2017	90847	Cart Farm & Home ...		874.46 · Mains...		25.72	-1,268,959.52
Bill	04/01/2017	17-353	DeBritton Aviation Ltd.		6241 · Contrac...		1,500.00	-1,270,459.52
Credit	04/01/2017	17-616	DeBritton Aviation Ltd.		6241 · Contrac...	6,673.82		-1,263,785.70
Bill Pmt -Check	04/01/2017		DeBritton Aviation Ltd.	QuickBooks g...	1100 · Cash	0.00		-1,263,785.70
Bill	04/03/2017		Legacy Bank		6320 · Bank fees		75.00	-1,263,860.70
Bill	04/03/2017		Streetmaster, LLC		920 · Administr...		1,250.00	-1,265,110.70

Navitas Utility Corporation
General Ledger
As of December 31, 2017

Type	Date	Num	Name	Memo	Split	Debit	Credit	Balance
Bill	04/03/2017	21374...	Tate Boy's Tire & Se...		874.46 · Mains...		290.76	-1,265,401.46
Bill	04/03/2017	170412	Ally	024923459722	-SPLIT-		645.10	-1,266,046.56
Bill	04/03/2017	170412	Purchase Power	Acct # 8000-9...	426.30 · Penalt...		49.13	-1,266,095.69
Bill	04/03/2017	170412	CenterPoint Energy	7257756-2	804.46 · City G...		75.63	-1,266,171.32
Bill	04/03/2017	rt1704...	Continental Utility S...	VOID:	903 · Custome...	0.00		-1,266,171.32
Bill	04/03/2017	825 1...	Unifirst Holdings, In...		923.46 · Outsi...		32.70	-1,266,204.02
Bill	04/03/2017	833 1...	Unifirst Holdings, In...		923.46 · Outsi...		19.93	-1,266,223.95
Bill Pmt -Check	04/04/2017	Transfer	PayChex		1107 · Checkin...	40,294.76		-1,225,929.19
Bill	04/04/2017	185400	BXS Insurance Serv...		924 · Insurance		194.00	-1,226,123.19
Bill Pmt -Check	04/04/2017	6074	5100 Sue Yearwood		1107 · Checkin...	1,346.44		-1,224,776.75
Bill Pmt -Check	04/04/2017	6075	Access Cable Televi...	Acct # 09-003...	1107 · Checkin...	144.22		-1,224,632.53
Bill Pmt -Check	04/04/2017	6076	AFCO	04-98926209-...	1107 · Checkin...	4,950.54		-1,219,681.99
Bill Pmt -Check	04/04/2017	6077	Aflac	Accout #: FG...	1107 · Checkin...	153.12		-1,219,528.87
Bill Pmt -Check	04/04/2017	6078	Ally	024922596418	1107 · Checkin...	624.64		-1,218,904.23
Bill Pmt -Check	04/04/2017	6079	Bemac Supply	Customer # 6...	1107 · Checkin...	39.01		-1,218,865.22
Bill Pmt -Check	04/04/2017	6080	Cart Farm & Home ...		1107 · Checkin...	39.05		-1,218,826.17
Bill Pmt -Check	04/04/2017	6081	CenterPoint Energy ...	Customer ID: ...	1107 · Checkin...	1,804.18		-1,217,021.99
Bill Pmt -Check	04/04/2017	6082	Cintas Corporation #...		1107 · Checkin...	100.00		-1,216,921.99
Bill Pmt -Check	04/04/2017	6083	CKenergy Electric C...		1107 · Checkin...	320.00		-1,216,601.99
Bill Pmt -Check	04/04/2017	6084	Clearwater Enterpris...	Financial Mon...	1107 · Checkin...	31,788.22		-1,184,813.77
Bill Pmt -Check	04/04/2017	6085	Corley Gasket Com...	Customer # F...	1107 · Checkin...	195.82		-1,184,617.95
Bill Pmt -Check	04/04/2017	6086	DirecTV	Account # 03...	1107 · Checkin...	166.98		-1,184,450.97
Bill Pmt -Check	04/04/2017	6087	E & S Oil Company		1107 · Checkin...	20.00		-1,184,430.97
Bill Pmt -Check	04/04/2017	6088	EGW Utilities, Inc.	Customer ID ...	1107 · Checkin...	916.14		-1,183,514.83
Bill Pmt -Check	04/04/2017	6089	Enable Oklahoma In...		1107 · Checkin...	6,866.00		-1,176,648.83
Bill Pmt -Check	04/04/2017	6090	England Ford Inc	Cust # 1024	1107 · Checkin...	59.87		-1,176,588.96
Bill Pmt -Check	04/04/2017	6091	F & M Bank	Loan 9995000	1107 · Checkin...	630.87		-1,175,958.09
Bill Pmt -Check	04/04/2017	6092	BXS Insurance Serv...		1107 · Checkin...	194.00		-1,175,764.09
Bill Pmt -Check	04/04/2017	6093	Harmon Electric Ass...	Account # 50...	1107 · Checkin...	127.63		-1,175,636.46
Bill Pmt -Check	04/04/2017	6094	Harold's Auto Supply	Acct # 3530	1107 · Checkin...	24.24		-1,175,612.22
Bill Pmt -Check	04/04/2017	6095	Haskell County Wat...	Acc # 10-1240	1107 · Checkin...	19.80		-1,175,592.42
Bill Pmt -Check	04/04/2017	6096	Hudson Equipment		1107 · Checkin...	93.77		-1,175,498.65
Bill Pmt -Check	04/04/2017	6097	Isco Industries, LLC		1107 · Checkin...	449.20		-1,175,049.45
Bill Pmt -Check	04/04/2017	6098	Keystone-Beard Eq...		1107 · Checkin...	723.79		-1,174,325.66
Bill Pmt -Check	04/04/2017	6099	Legacy Bank		1107 · Checkin...	75.00		-1,174,250.66
Bill Pmt -Check	04/04/2017	6100	Liberty Mutual Insur...	Account # 40...	1107 · Checkin...	2,833.09		-1,171,417.57
Bill Pmt -Check	04/04/2017	6101	Navitas Communica...		1107 · Checkin...	2,000.00		-1,169,417.57
Bill Pmt -Check	04/04/2017	6102	O'Reilly Auto Parts		1107 · Checkin...	96.82		-1,169,320.75
Bill Pmt -Check	04/04/2017	6103	OCT Equipment LLC		1107 · Checkin...	76.35		-1,169,244.40
Bill Pmt -Check	04/04/2017	6104	Oklahoma Gas Ass...		1107 · Checkin...	650.00		-1,168,594.40
Bill Pmt -Check	04/04/2017	6105	Oklahoma Natural G...		1107 · Checkin...	3,997.18		-1,164,597.22
Bill Pmt -Check	04/04/2017	6106	Opal Leach		1107 · Checkin...	250.00		-1,164,347.22
Bill Pmt -Check	04/04/2017	6107	Pitney Bowes	Account # 00...	1107 · Checkin...	634.38		-1,163,712.84
Bill Pmt -Check	04/04/2017	6108	Public Service Co.		1107 · Checkin...	260.59		-1,163,452.25
Bill Pmt -Check	04/04/2017	6109	Quill	Account # C2...	1107 · Checkin...	443.57		-1,163,008.68
Bill Pmt -Check	04/04/2017	6110	Railroad Commissio...		1107 · Checkin...	150.00		-1,162,858.68
Bill Pmt -Check	04/04/2017	6111	Stephens Co. Rural ...	Account A-04...	1107 · Checkin...	35.00		-1,162,823.68
Bill Pmt -Check	04/04/2017	6112	Terminix Processing...	Cust # 7479088	1107 · Checkin...	55.00		-1,162,768.68
Bill Pmt -Check	04/04/2017	6113	Totah Communicati...	account # 7460	1107 · Checkin...	289.41		-1,162,479.27

Navitas Utility Corporation
General Ledger
As of December 31, 2017

Type	Date	Num	Name	Memo	Split	Debit	Credit	Balance
Bill Pmt -Check	04/04/2017	6114	Town of Eakly		1107 · Checkin...	120.53		-1,162,358.74
Bill Pmt -Check	04/04/2017	6115	US Cellular	Account # 84...	1107 · Checkin...	400.13		-1,161,958.61
Bill Pmt -Check	04/04/2017	6116	Velma Public Works...		1107 · Checkin...	107.00		-1,161,851.61
Bill Pmt -Check	04/04/2017	6117	Verizon Wireless	Account # 87...	1107 · Checkin...	732.47		-1,161,119.14
Bill Pmt -Check	04/04/2017	6118	Volunteer Trenching		1107 · Checkin...	250.00		-1,160,869.14
Bill Pmt -Check	04/04/2017	6119	X Stream Services	0013081	1107 · Checkin...	390.21		-1,160,478.93
Bill Pmt -Check	04/04/2017	6120	AFCO	04-98926209-...	1107 · Checkin...	862.45		-1,159,616.48
Bill Pmt -Check	04/04/2017	6121	DirecTV	Account # 08...	1107 · Checkin...	124.23		-1,159,492.25
Bill Pmt -Check	04/04/2017	6122	Hull Brothers, Inc.		1107 · Checkin...	19,212.80		-1,140,279.45
Bill Pmt -Check	04/04/2017	6123	NALLC - gas facilities		1107 · Checkin...	7,368.30		-1,132,911.15
Bill Pmt -Check	04/04/2017	6124	American Interstate ...	Policy AVWC...	1107 · Checkin...	1,586.27		-1,131,324.88
Bill	04/04/2017	129	Petrol Energy, LLC		-SPLIT-		38,025.53	-1,169,350.41
Bill	04/04/2017	170410	A New Energy LLC		-SPLIT-		4,188.41	-1,173,538.82
Bill	04/04/2017	125115	England Ford Inc	Cust # 1024	874.46 · Mains...		52.27	-1,173,591.09
Bill	04/04/2017	90328...	Norfolk Southern Co...	Customer # 1...	874.16 · Mains...		100.00	-1,173,691.09
Bill	04/04/2017	10583	Hull Brothers, Inc.	High School - ...	887.15 · Maint...		1,624.75	-1,175,315.84
Bill	04/04/2017	827 0...	Unifirst Holdings, In...		923.46 · Outsi...		32.70	-1,175,348.54
Bill	04/04/2017	91324	Cart Farm & Home ...		874.46 · Mains...		26.39	-1,175,374.93
Bill	04/05/2017	170410	Pioneer Cellular - us...	Account # CN...	921.46 · Office...		93.99	-1,175,468.92
Bill	04/05/2017	K89639	OCT Equipment LLC		874.46 · Mains...		23.30	-1,175,492.22
Bill	04/05/2017	11072...	Isco Industries, LLC		-SPLIT-		816.87	-1,176,309.09
Bill	04/05/2017	77872	Dixon Kirchoff, Inc	Customer # 0...	874.46 · Mains...		5.12	-1,176,314.21
Bill	04/05/2017	10586	Hull Brothers, Inc.	Middle School...	887.15 · Maint...		927.00	-1,177,241.21
Bill	04/05/2017	825 1...	Unifirst Holdings, In...		923.46 · Outsi...		178.12	-1,177,419.33
Bill	04/05/2017	0219-...	O'Reilly Auto Parts		874.46 · Mains...		52.69	-1,177,472.02
Bill	04/06/2017	70-TN...	Southern Star Centr...		804.46 · City G...		10,923.01	-1,188,395.03
Bill	04/06/2017	824 1...	Unifirst Holdings, In...		923.46 · Outsi...		71.97	-1,188,467.00
Bill	04/06/2017	04170...	Natural Gas Pipeline...	Acct # 5319 / ...	804.46 · City G...		494.89	-1,188,961.89
Bill	04/06/2017	170412	AFCO	Account # 04-...	-SPLIT-		4,950.54	-1,193,912.43
Bill	04/07/2017	40005...	Cintas Corporation #...	Acct # 35084	923.16 · Outsi...		25.00	-1,193,937.43
Bill	04/07/2017	170418	Monday's Stop N Sh...		921.46 · Office...		1,337.32	-1,195,274.75
Bill	04/09/2017	04092...	AT&T Mobility	Account # 28...	921.46 · Office...		636.25	-1,195,911.00
Bill Pmt -Check	04/10/2017	6125	TDH Construction		1107 · Checkin...	1,976.21		-1,193,934.79
Bill Pmt -Check	04/10/2017	6126	Navitas 1, LLC		1107 · Checkin...	9,080.00		-1,184,854.79
Bill	04/10/2017	15766...	Incorp		6410 · Lic, per...		349.00	-1,185,203.79
Bill Pmt -CCard	04/10/2017		Incorp		2282 · Thomas...	349.00		-1,184,854.79
Bill	04/10/2017	170418	Ron Comingdeer & ...		923.46 · Outsi...		2,083.00	-1,186,937.79
Bill	04/10/2017	825 1...	Unifirst Holdings, In...		923.46 · Outsi...		32.70	-1,186,970.49
Bill	04/10/2017	833 1...	Unifirst Holdings, In...		923.46 · Outsi...		19.93	-1,186,990.42
Bill	04/11/2017	TR-57...	Enable Oklahoma In...	Account # 26...	804.46 · City G...		1,092.00	-1,188,082.42
Bill	04/11/2017	TR-57...	Enable Oklahoma In...	Account # 26...	804.46 · City G...		1,271.00	-1,189,353.42
Bill	04/11/2017	TR-53...	Enable Gas Transmi...	Account # 26...	804.46 · City G...		1,877.65	-1,191,231.07
Bill	04/11/2017	130793	Delgasco, Inc.	Account # 16...	804.16 · City G...		14,802.18	-1,206,033.25
Bill	04/11/2017	0219-...	O'Reilly Auto Parts		874.46 · Mains...		11.96	-1,206,045.21
Bill	04/11/2017	170418	Public Service Co.	Account # 95...	903.46 · Custo...		25.64	-1,206,070.85
Bill	04/11/2017	500069	Wann Stop		874.46 · Mains...		23.08	-1,206,093.93
Bill	04/11/2017	36419...	Terminix Processing...	Cust # 7479088	932 · Maintena...		55.00	-1,206,148.93
Bill	04/11/2017	827 0...	Unifirst Holdings, In...		923.46 · Outsi...		32.70	-1,206,181.63
Bill	04/12/2017	20170...	PayChex		-SPLIT-		33,524.79	-1,239,706.42

Navitas Utility Corporation
General Ledger
As of December 31, 2017

Type	Date	Num	Name	Memo	Split	Debit	Credit	Balance
Bill Pmt -Check	04/12/2017	6128	Airgas, Inc.		1107 · Checkin...	54.30		-1,239,652.12
Bill Pmt -Check	04/12/2017	6129	Ally	024921495072	1107 · Checkin...	593.55		-1,239,058.57
Bill Pmt -Check	04/12/2017	6130	AT&T Mobility	287021588346	1107 · Checkin...	636.25		-1,238,422.32
Bill Pmt -Check	04/12/2017	6131	Bank 7	Loan 1010669	1107 · Checkin...	3,481.50		-1,234,940.82
Bill Pmt -Check	04/12/2017	6132	CenterPoint Energy	7257756-2	1107 · Checkin...	75.63		-1,234,865.19
Bill Pmt -Check	04/12/2017	6133	Farmers Coop	Account # 353	1107 · Checkin...	2,954.85		-1,231,910.34
Bill Pmt -Check	04/12/2017	6134	First Volunteer Bank		1107 · Checkin...	23.00		-1,231,887.34
Bill Pmt -Check	04/12/2017	6135	Motley Gin, Inc.	Account ID: N...	1107 · Checkin...	432.20		-1,231,455.14
Bill Pmt -Check	04/12/2017	6136	Natural Gas Pipeline...	Acct # 5319 / ...	1107 · Checkin...	494.89		-1,230,960.25
Bill Pmt -Check	04/12/2017	6137	Ochelata Utility Auth...	Account 1129	1107 · Checkin...	150.05		-1,230,810.20
Bill Pmt -Check	04/12/2017	6138	Pioneer Cellular - us...	Account # CN...	1107 · Checkin...	93.99		-1,230,716.21
Bill Pmt -Check	04/12/2017	6139	Pitney Bowes	Account # 00...	1107 · Checkin...	220.29		-1,230,495.92
Bill Pmt -Check	04/12/2017	6140	Purchase Power	Acct # 8000-9...	1107 · Checkin...	49.13		-1,230,446.79
Bill Pmt -Check	04/12/2017	6141	Quinton Parts Supply		1107 · Checkin...	25.58		-1,230,421.21
Bill Pmt -Check	04/12/2017	6142	R & R Water /Culligan	Account # 2279	1107 · Checkin...	67.84		-1,230,353.37
Bill Pmt -Check	04/12/2017	6143	Red River Valley Ru...	Account # 19...	1107 · Checkin...	35.56		-1,230,317.81
Bill Pmt -Check	04/12/2017	6144	Servicestar	Customer # 2...	1107 · Checkin...	49.17		-1,230,268.64
Bill Pmt -Check	04/12/2017	6145	Time Warner Cable	Account # 84...	1107 · Checkin...	290.42		-1,229,978.22
Bill Pmt -Check	04/12/2017	6146	Western Exterminat...	Cust # 15043...	1107 · Checkin...	72.00		-1,229,906.22
Bill Pmt -Check	04/12/2017	6147	Ally	024924239093	1107 · Checkin...	602.92		-1,229,303.30
Bill Pmt -Check	04/12/2017	6148	Time Warner Cable	Account # 84...	1107 · Checkin...	710.99		-1,228,592.31
Bill	04/12/2017	170417	Southern California ...	Customer acc...	6230 · Utilities		234.74	-1,228,827.05
Bill	04/12/2017	10089...	Clearwater Enterpris...	Financial Mon...	804.46 · City G...		10,770.67	-1,239,597.72
Bill	04/12/2017	170418	Mesa Consolidated ...	Acc # 045127...	6230 · Utilities		52.60	-1,239,650.32
Bill	04/12/2017	170418	SoCal Gas	Account # 10...	6230 · Utilities		36.89	-1,239,687.21
Bill	04/12/2017	170418	Liberty Mutual Insur...	Account # 40...	924 · Insurance		2,833.09	-1,242,520.30
Bill	04/12/2017	170418	F & M Bank	Loan 9995000	-SPLIT-		630.87	-1,243,151.17
Bill	04/12/2017	81989	Jenkins Oilfield Sup...	Customer Acc...	874.46 · Mains...		515.61	-1,243,666.78
Bill	04/12/2017	500070	Wann Stop		874.46 · Mains...		14.14	-1,243,680.92
Bill	04/12/2017	825 1...	Unifirst Holdings, In...		923.46 · Outsi...		203.77	-1,243,884.69
Bill	04/12/2017	725584	Hinton Auto Supply		874.46 · Mains...		20.70	-1,243,905.39
Bill	04/12/2017	92328	Cart Farm & Home ...		874.46 · Mains...		5.49	-1,243,910.88
Bill Pmt -Check	04/13/2017	Transfer	PayChex		1107 · Checkin...	33,524.79		-1,210,386.09
Bill Pmt -Check	04/13/2017	6127	HTM Underground, ...		1107 · Checkin...	28,221.36		-1,182,164.73
Bill	04/13/2017	170417	Guardian	Group ID: 00 ...	924 · Insurance		314.68	-1,182,479.41
Bill	04/13/2017	10089...	Clearwater Enterpris...	Financial Mon...	804.46 · City G...		75,124.39	-1,257,603.80
Bill	04/13/2017	17030...	Enbridge/Spectra E...	Account # 29...	804.15 · City G...		1,671.44	-1,259,275.24
Bill	04/13/2017	824 1...	Unifirst Holdings, In...		923.46 · Outsi...		71.97	-1,259,347.21
Bill	04/13/2017	170418	Windstream	Account # 04...	921.46 · Office...		322.33	-1,259,669.54
Bill	04/14/2017	40005...	Cintas Corporation #...	Acct # 35084	923.16 · Outsi...		25.00	-1,259,694.54
Bill	04/14/2017	17042...	Oklahoma Natural G...	Account # 21...	804.46 · City G...		1,464.02	-1,261,158.56
Bill	04/14/2017	17042...	Oklahoma Natural G...	Account # 21...	804.46 · City G...		141.52	-1,261,300.08
Bill	04/14/2017	17042...	Oklahoma Natural G...	Account # 21...	804.46 · City G...		180.36	-1,261,480.44
Bill	04/14/2017	17042...	Oklahoma Natural G...	Account # 21...	804.46 · City G...		547.56	-1,262,028.00
Bill	04/14/2017	17042...	Oklahoma Natural G...	Account # 21...	804.46 · City G...		452.10	-1,262,480.10
Bill	04/14/2017	17042...	Oklahoma Natural G...	Account # 21...	804.46 · City G...		502.35	-1,262,982.45
Bill	04/14/2017	17042...	Oklahoma Natural G...	Account # 21...	804.46 · City G...		164.39	-1,263,146.84
Bill	04/14/2017	170420	AFCO	Account # 03-...	-SPLIT-		862.45	-1,264,009.29
Bill	04/14/2017	170421	Ally	024922596418	-SPLIT-		624.64	-1,264,633.93

Navitas Utility Corporation
General Ledger
As of December 31, 2017

Type	Date	Num	Name	Memo	Split	Debit	Credit	Balance
Bill	04/15/2017	170421	Cotton Electric Coop...	Acc # 270660...	903.46 · Custo...		59.13	-1,264,693.06
Bill	04/15/2017	00433...	United Healthcare	Customer # 4...	926 · Employe...		8,469.75	-1,273,162.81
Bill	04/17/2017	170417	5100 Jerry Walker	J&M Market	921.16 · Office...		63.00	-1,273,225.81
Bill Pmt -Check	04/17/2017	6149	Pipeline Regulatory ...		1107 · Checkin...	6,100.00		-1,267,125.81
Bill	04/17/2017	20170...	PayChex		-SPLIT-		40,607.14	-1,307,732.95
Bill	04/17/2017	170418	Roberta M. Rossi		6425 · Legal		1,365.00	-1,309,097.95
Bill	04/17/2017	170427	5100 John Guest		926 · Employe...		249.53	-1,309,347.48
Bill	04/17/2017	825 1...	Unifirst Holdings, In...		923.46 · Outsi...		32.70	-1,309,380.18
Bill	04/17/2017	833 1...	Unifirst Holdings, In...		923.46 · Outsi...		19.93	-1,309,400.11
Bill	04/17/2017	170502	Haskell County Wat...	Acc # 10-1240	903.46 · Custo...		18.00	-1,309,418.11
Bill Pmt -Check	04/18/2017	Transfer	PayChex		1107 · Checkin...	40,607.14		-1,268,810.97
Bill	04/18/2017	C0043...	United Healthcare	Customer # 5...	926 · Employe...		28,981.99	-1,297,792.96
Bill	04/18/2017	97841...	Verizon Wireless	Account # 87...	921.16 · Office...		796.46	-1,298,589.42
Bill	04/18/2017	14545...	United Rentals, Inc.	Customer: 13...	887.46 · Maint...		3,091.84	-1,301,681.26
Bill	04/18/2017	M14057	Continental Utility S...		903 · Custome...		5,214.00	-1,306,895.26
Bill	04/18/2017	20063...	Kentucky Undergrou...	Customer ID: ...	925 · I/D - Safe...		4.80	-1,306,900.06
Bill	04/18/2017	827 0...	Unifirst Holdings, In...		923.46 · Outsi...		32.70	-1,306,932.76
Bill	04/19/2017	61269...	Quill	Account # C2...	921.46 · Office...		52.24	-1,306,985.00
Bill	04/19/2017	825 1...	Unifirst Holdings, In...		923.46 · Outsi...		178.12	-1,307,163.12
Bill	04/19/2017	93750	Hudson Equipment		874.46 · Mains...		16.41	-1,307,179.53
Bill	04/20/2017	170420	5100 Woody Sitton	Billy Kerr	926 · Employe...		100.00	-1,307,279.53
Bill	04/20/2017	71538...	Oklahoma Tax Com...	Vehicle Regis...	6410 · Lic, per...		107.50	-1,307,387.03
Bill	04/20/2017	824 1...	Unifirst Holdings, In...		923.46 · Outsi...		71.97	-1,307,459.00
Bill	04/20/2017	170427	Pioneer Telephone ...	Account # PT...	921.46 · Office...		105.14	-1,307,564.14
Bill	04/20/2017	170502	Town of Eakly	Account # 1019	6230 · Utilities		18.00	-1,307,582.14
Bill	04/20/2017	170502	Town of Eakly	Account # 888	6230 · Utilities		97.97	-1,307,680.11
Bill	04/20/2017	31246...	Locke Supply		874.46 · Mains...		246.07	-1,307,926.18
Bill	04/20/2017	01885...	US Cellular	Account # 84...	921.46 · Office...		400.55	-1,308,326.73
Bill Pmt -Check	04/21/2017	Transfer	United Healthcare	Customer # 4...	1107 · Checkin...	8,469.75		-1,299,856.98
Bill Pmt -Check	04/21/2017	Transfer	United Healthcare	Customer # 5...	1107 · Checkin...	26,705.21		-1,273,151.77
Bill Pmt -Check	04/21/2017	6150	5100 Jerry Walker	J&M Market	1107 · Checkin...	63.00		-1,273,088.77
Bill Pmt -Check	04/21/2017	6151	5100 Woody Sitton	Billy Kerr	1107 · Checkin...	100.00		-1,272,988.77
Bill Pmt -Check	04/21/2017	6152	Ally	024923459722	1107 · Checkin...	645.10		-1,272,343.67
Bill Pmt -Check	04/21/2017	6153	Enable Gas Transmi...	Account # 26...	1107 · Checkin...	1,882.43		-1,270,461.24
Bill Pmt -Check	04/21/2017	6154	Guardian	Group ID: 00 ...	1107 · Checkin...	314.68		-1,270,146.56
Bill Pmt -Check	04/21/2017	6155	Jellico Electric & Wa...	Account # 00...	1107 · Checkin...	86.59		-1,270,059.97
Bill Pmt -Check	04/21/2017	6156	Klint Alexander	February 2017	1107 · Checkin...	1,000.00		-1,269,059.97
Bill Pmt -Check	04/21/2017	6157	LMJ Industries		1107 · Checkin...	1,000.00		-1,268,059.97
Bill Pmt -Check	04/21/2017	6158	Mesa Consolidated ...	Acc # 045127...	1107 · Checkin...	52.60		-1,268,007.37
Bill Pmt -Check	04/21/2017	6159	Monday's Stop N Sh...		1107 · Checkin...	1,337.32		-1,266,670.05
Bill Pmt -Check	04/21/2017	6160	Norfolk Southern Co...	Customer # 1...	1107 · Checkin...	100.00		-1,266,570.05
Bill Pmt -Check	04/21/2017	6161	Oklahoma Tax Com...	Vehicle Regis...	1107 · Checkin...	107.50		-1,266,462.55
Bill Pmt -Check	04/21/2017	6162	Russmar Utility Man...		1107 · Checkin...	1,000.00		-1,265,462.55
Bill Pmt -Check	04/21/2017	6163	SoCal Gas	Account # 10...	1107 · Checkin...	36.89		-1,265,425.66
Bill Pmt -Check	04/21/2017	6164	Southern California ...	Customer acc...	1107 · Checkin...	234.74		-1,265,190.92
Bill Pmt -Check	04/21/2017	6165	Enbridge/Spectra E...	Account # 29...	1107 · Checkin...	1,671.44		-1,263,519.48
Bill Pmt -Check	04/21/2017	6166	Steve Jolley		1107 · Checkin...	2,500.00		-1,261,019.48
Bill Pmt -Check	04/21/2017	6167	Robert Parks		1107 · Checkin...	4,008.00		-1,257,011.48
Bill Pmt -Check	04/21/2017	6168	Unifirst Holdings, In...		1107 · Checkin...	819.10		-1,256,192.38

Navitas Utility Corporation
General Ledger
As of December 31, 2017

Type	Date	Num	Name	Memo	Split	Debit	Credit	Balance
Bill Pmt -Check	04/21/2017	6169	Unifirst Holdings, In...		1107 · Checkin...	172.59		-1,256,019.79
Bill Pmt -Check	04/21/2017	6170	Unifirst Holdings, In...		1107 · Checkin...	362.03		-1,255,657.76
Bill Pmt -Check	04/21/2017	6171	Unifirst Holdings, In...		1107 · Checkin...	159.30		-1,255,498.46
Bill Pmt -Check	04/21/2017	6172	Unifirst Holdings, In...		1107 · Checkin...	114.49		-1,255,383.97
Bill Pmt -Check	04/21/2017	6173	Windstream	Account # 04...	1107 · Checkin...	322.33		-1,255,061.64
Bill Pmt -Check	04/21/2017	6174	Zee Medical Service...	Accoutn # 2312	1107 · Checkin...	379.23		-1,254,682.41
Bill Pmt -Check	04/21/2017	6175	Cotton Electric Coop...	Acc # 270660...	1107 · Checkin...	59.13		-1,254,623.28
Bill Pmt -Check	04/21/2017	6176	Full Spectrum Servi...		1107 · Checkin...	350.00		-1,254,273.28
Bill Pmt -Check	04/21/2017	6177	Railroad Commissio...		1107 · Checkin...	300.00		-1,253,973.28
Bill	04/21/2017	125398	England Ford Inc	Cust # 1024	874.46 · Mains...		58.09	-1,254,031.37
Bill	04/21/2017	170502	Public Service Co.	Account # 95...	903.46 · Custo...		37.71	-1,254,069.08
Bill	04/21/2017	170502	Public Service Co.	Account # 95...	903.46 · Custo...		82.18	-1,254,151.26
Bill	04/21/2017	40005...	Cintas Corporation #...	Acct # 35084	923.16 · Outsi...		25.00	-1,254,176.26
Bill	04/21/2017	170428	Ally	024921495072	-SPLIT-		593.55	-1,254,769.81
Bill	04/21/2017	170502	Oklahoma Natural G...	Acc # 212809...	903.46 · Custo...		21.32	-1,254,791.13
Bill	04/21/2017	1104	Quinton Parts Supply		874.46 · Mains...		72.38	-1,254,863.51
Bill	04/24/2017	Form ...	Railroad Commissio...		928 · Regulato...		300.00	-1,255,163.51
Bill	04/24/2017	170502	Harmon Electric Ass...	Account # 50...	903.46 · Custo...		132.77	-1,255,296.28
Bill	04/24/2017	825 1...	Unifirst Holdings, In...		923.46 · Outsi...		33.70	-1,255,329.98
Bill	04/24/2017	833 1...	Unifirst Holdings, In...		923.46 · Outsi...		19.93	-1,255,349.91
Bill	04/25/2017	26202...	CenterPoint Energy ...	Customer ID: ...	-SPLIT-		1,190.59	-1,256,540.50
Bill	04/25/2017	170502	Public Service Co.	Account # 95...	903.46 · Custo...		76.28	-1,256,616.78
Bill	04/25/2017	170425	Klint Alexander	March 2017	-SPLIT-		1,000.00	-1,257,616.78
Bill	04/25/2017	170502	Bank 7	Loan 1010669	427 · Interest ...		1,282.19	-1,258,898.97
Bill	04/25/2017	139296	Aflac	Accout #: FG...	926 · Employe...		153.12	-1,259,052.09
Bill	04/25/2017	62813...	Quill	Account # C2...	6140 · Office c...		185.61	-1,259,237.70
Bill	04/25/2017	827 0...	Unifirst Holdings, In...		923.46 · Outsi...		32.70	-1,259,270.40
Bill	04/26/2017	170502	Ally	024924239093	-SPLIT-		602.92	-1,259,873.32
Bill	04/26/2017	63140...	Quill	Account # C2...	921.46 · Office...		57.46	-1,259,930.78
Bill	04/26/2017	825 1...	Unifirst Holdings, In...		923.46 · Outsi...		158.19	-1,260,088.97
Bill Pmt -Check	04/27/2017	6178	HTM Underground, ...		1107 · Checkin...	12,198.64		-1,247,890.33
Bill	04/27/2017	824 1...	Unifirst Holdings, In...		923.46 · Outsi...		71.97	-1,247,962.30
Bill	04/27/2017	20170...	PayChex		-SPLIT-		34,625.34	-1,282,587.64
Bill	04/27/2017	31261...	DirecTV	Account # 03...	6120 · Comm ...		166.98	-1,282,754.62
Bill	04/27/2017	31292...	Locke Supply		874.46 · Mains...		46.81	-1,282,801.43
Bill Pmt -Check	04/28/2017	Transfer	PayChex		1107 · Checkin...	34,625.34		-1,248,176.09
Bill	04/28/2017	20170...	PayChex		-SPLIT-		41,198.02	-1,289,374.11
Bill	04/28/2017	170428	Northfork Electric C...	New Account ...	-SPLIT-		325.00	-1,289,699.11
Bill Pmt -Check	04/28/2017	6180	Northfork Electric C...	New Account ...	1107 · Checkin...	325.00		-1,289,374.11
Bill	04/28/2017	170502	Stephens Co. Rural ...	Account A-04...	903.46 · Custo...		35.00	-1,289,409.11
Bill	04/28/2017	HC11...	H & C Services and ...		874.46 · Mains...		52.35	-1,289,461.46
Bill	04/28/2017	31265...	DirecTV	Account # 08...	6120 · Comm ...		119.98	-1,289,581.44
Bill	04/28/2017	170243	Bell Engineering	Account #: 59...	-SPLIT-		22,500.00	-1,312,081.44
Bill	04/28/2017	20459...	Sonitrol Orange Cou...	Customer # 3...	932 · Maintena...		354.47	-1,312,435.91
Bill	04/28/2017	40006...	Cintas Corporation #...	Acct # 35084	923.16 · Outsi...		25.00	-1,312,460.91
Bill	04/28/2017	170428	Buckaloo Construction		-SPLIT-		2,660.00	-1,315,120.91
Bill	04/28/2017	170503	Mike's Garage		874.46 · Mains...		341.24	-1,315,462.15
Bill	04/30/2017	1704N...	Navitas 1, LLC		1499 · Contrac...		10,080.00	-1,325,542.15
Bill	04/30/2017	170502	CKenergy Electric C...	Account: 592...	6230 · Utilities		215.00	-1,325,757.15

Navitas Utility Corporation
General Ledger
As of December 31, 2017

Type	Date	Num	Name	Memo	Split	Debit	Credit	Balance
Bill	04/30/2017	170502	CKenergy Electric C...	Account: 592...	6230 · Utilities		140.00	-1,325,897.15
Bill	04/30/2017	1704-...	Battery Backup Pow...	April	6120 · Comm ...		506.69	-1,326,403.84
Credit	04/30/2017	15003...	Bennett-Morris & As...		923.46 · Outsi...	9,770.00		-1,316,633.84
Bill	04/30/2017	170505	Farmers Coop	Account # 353	-SPLIT-		2,605.56	-1,319,239.40
Bill	04/30/2017	99446...	Airgas, Inc.		931 · Rents		53.19	-1,319,292.59
Bill	04/30/2017	170510	R & R Water /Culligan	Account # 2279	6230 · Utilities		53.00	-1,319,345.59
Bill	04/30/2017	50838...	Western Exterminat...	Cust # 15043...	932 · Maintena...		72.00	-1,319,417.59
Bill	04/30/2017	54	TDH Construction		920 · Administr...		1,380.00	-1,320,797.59
Bill	04/30/2017	288	B & W Pipeline	April Transport	804.15 · City G...		381.83	-1,321,179.42
Bill	04/30/2017	287	B & W Pipeline	April Transport	804.15 · City G...		13,897.67	-1,335,077.09
Bill	04/30/2017	26	Sparta Energy	April Production	804.15 · City G...		18,972.80	-1,354,049.89
Bill	04/30/2017	1704N...	NALLC - gas facilities		851.46 · Sys C...		3,993.48	-1,358,043.37
Bill	05/01/2017	20455...	Sonitrol Orange Cou...	Customer # 3...	932 · Maintena...		127.35	-1,358,170.72
Bill	05/01/2017	1705N...	Navitas Communica...		435 · Extraordi...		2,000.00	-1,360,170.72
Bill	05/01/2017	152	Robert Parks		1408 · Prepaid...		4,008.00	-1,364,178.72
Bill	05/01/2017	29	LMJ Industries		1408 · Prepaid...		1,000.00	-1,365,178.72
Bill	05/01/2017		Opal Leach		931 · Rents		250.00	-1,365,428.72
Bill	05/01/2017		Volunteer Trenching		874.16 · Mains...		250.00	-1,365,678.72
Bill	05/01/2017	170428	Velma Public Works...		903.46 · Custo...		93.00	-1,365,771.72
Bill	05/01/2017	170502	Ochelata Utility Auth...	Account 1129	903.46 · Custo...		142.05	-1,365,913.77
Bill	05/01/2017	10177...	X Stream Services	Account 0023...	6120 · Comm ...		384.18	-1,366,297.95
Bill	05/01/2017	170502	5100 Sue Yearwood		926 · Employe...		673.22	-1,366,971.17
Bill	05/01/2017	116	Steve Jolley		874.15 · Mains...		2,500.00	-1,369,471.17
Bill	05/01/2017	170502	Access Cable Televi...	Acct # 09-003...	921.16 · Office...		144.22	-1,369,615.39
Bill	05/01/2017	1188	Full Spectrum Servi...		932 · Maintena...		175.00	-1,369,790.39
Bill	05/01/2017	170505	Red River Valley Ru...	Account # 19...	855.46 · Other ...		37.60	-1,369,827.99
Bill	05/01/2017	170505	Totah Communicati...	account # 7460	921.46 · Office...		289.41	-1,370,117.40
Bill	05/01/2017	AD18-...	Tennessee Gas Ass...		6410 · Lic, per...		500.00	-1,370,617.40
Bill	05/01/2017	170505	First Volunteer Bank		6320 · Bank fees		14.00	-1,370,631.40
Bill	05/01/2017	170508	Time Warner Cable	Account # 84...	6120 · Comm ...		290.42	-1,370,921.82
Bill	05/01/2017	170508	Time Warner Cable	Account # 84...	6120 · Comm ...		709.97	-1,371,631.79
Bill	05/01/2017	170508	Motley Gin, Inc.	Account ID: N...	921.46 · Office...		271.79	-1,371,903.58
Bill	05/01/2017	11072...	Isco Industries, LLC		-SPLIT-		629.71	-1,372,533.29
Bill	05/01/2017	170510	Jellico Electric & Wa...	Account # 00...	903.16 · Custo...		89.02	-1,372,622.31
Bill	05/01/2017	GS-49...	Servicestar	Customer # 2...	851.46 · Sys C...		49.17	-1,372,671.48
Bill	05/01/2017	07D00...	ReadyRefresh	Account # 00...	6230 · Utilities		275.66	-1,372,947.14
Bill	05/01/2017	170523	American Interstate ...	Policy AVWC...	924 · Insurance		1,453.64	-1,374,400.78
Bill	05/01/2017	80199	Dixon Kirchoff, Inc	Customer # 0...	874.46 · Mains...		4.94	-1,374,405.72
Bill	05/01/2017	80226	Dixon Kirchoff, Inc	Customer # 0...	874.46 · Mains...		59.93	-1,374,465.65
Bill	05/01/2017	23110	HBC CPAs & Advisors	Client no 05761	6420 · Tax con...		9,000.00	-1,383,465.65
Bill	05/01/2017	94422	Hudson Equipment		874.46 · Mains...		45.29	-1,383,510.94
Bill	05/01/2017	94423	Hudson Equipment		874.46 · Mains...		17.52	-1,383,528.46
Bill	05/01/2017	94474	Hudson Equipment		874.46 · Mains...		27.36	-1,383,555.82
Bill	05/01/2017	825 1...	Unifirst Holdings, In...		923.46 · Outsi...		34.70	-1,383,590.52
Bill	05/01/2017	833 1...	Unifirst Holdings, In...		923.46 · Outsi...		19.93	-1,383,610.45
Bill	05/01/2017	17-382	DeBritton Aviation Ltd.		6241 · Contrac...		1,500.00	-1,385,110.45
Bill Pmt -Check	05/02/2017	Transfer	PayChex		1107 · Checkin...	41,198.02		-1,343,912.43
Bill Pmt -Check	05/02/2017	6181	Clearwater Enterpris...	Financial Mon...	1107 · Checkin...	179,960.95		-1,163,951.48
Bill Pmt -Check	05/02/2017	6182	Navitas Communica...		1107 · Checkin...	2,000.00		-1,161,951.48

Navitas Utility Corporation
General Ledger
As of December 31, 2017

Type	Date	Num	Name	Memo	Split	Debit	Credit	Balance
Bill	05/02/2017	827 0...	Unifirst Holdings, In...		923.46 · Outsi...		32.70	-1,161,984.18
Bill	05/02/2017	1748	Russmar Utility Man...		887.15 · Maint...		1,000.00	-1,162,984.18
Bill	05/03/2017		Legacy Bank		6320 · Bank fees		75.00	-1,163,059.18
Bill	05/03/2017		Streetmaster, LLC		920 · Administr...		1,250.00	-1,164,309.18
Bill Pmt -Check	05/03/2017	6183	5100 John Guest		1107 · Checkin...	249.53		-1,164,059.65
Bill Pmt -Check	05/03/2017	6184	5100 Sue Yearwood		1107 · Checkin...	673.22		-1,163,386.43
Bill Pmt -Check	05/03/2017	6185	Access Cable Televi...	Acct # 09-003...	1107 · Checkin...	144.22		-1,163,242.21
Bill Pmt -Check	05/03/2017	6186	AFCO	04-98926209-...	1107 · Checkin...	4,950.54		-1,158,291.67
Bill Pmt -Check	05/03/2017	6187	Aflac	Accout #: FG...	1107 · Checkin...	153.12		-1,158,138.55
Bill Pmt -Check	05/03/2017	6188	Ally	024922596418	1107 · Checkin...	624.64		-1,157,513.91
Bill Pmt -Check	05/03/2017	6189	CenterPoint Energy ...	Customer ID: ...	1107 · Checkin...	1,190.59		-1,156,323.32
Bill Pmt -Check	05/03/2017	6190	Cintas Corporation #...		1107 · Checkin...	100.00		-1,156,223.32
Bill Pmt -Check	05/03/2017	6191	CKenergy Electric C...		1107 · Checkin...	355.00		-1,155,868.32
Bill Pmt -Check	05/03/2017	6192	DirecTV	Account # 03...	1107 · Checkin...	166.98		-1,155,701.34
Bill Pmt -Check	05/03/2017	6193	Dixon Kirchoff, Inc	Customer # 0...	1107 · Checkin...	5.12		-1,155,696.22
Bill Pmt -Check	05/03/2017	6194	England Ford Inc	Cust # 1024	1107 · Checkin...	52.27		-1,155,643.95
Bill Pmt -Check	05/03/2017	6195	F & M Bank	Loan 9995000	1107 · Checkin...	630.87		-1,155,013.08
Bill Pmt -Check	05/03/2017	6196	Full Spectrum Servi...		1107 · Checkin...	525.00		-1,154,488.08
Bill Pmt -Check	05/03/2017	6197	H & C Services and ...		1107 · Checkin...	52.35		-1,154,435.73
Bill Pmt -Check	05/03/2017	6198	Harmon Electric Ass...	Account # 50...	1107 · Checkin...	132.77		-1,154,302.96
Bill Pmt -Check	05/03/2017	6199	Haskell County Wat...	Acc # 10-1240	1107 · Checkin...	18.00		-1,154,284.96
Bill Pmt -Check	05/03/2017	6200	Hudson Equipment		1107 · Checkin...	16.41		-1,154,268.55
Bill Pmt -Check	05/03/2017	6201	Kentucky Undergrou...	Customer ID: ...	1107 · Checkin...	4.80		-1,154,263.75
Bill Pmt -Check	05/03/2017	6202	Legacy Bank		1107 · Checkin...	75.00		-1,154,188.75
Bill Pmt -Check	05/03/2017	6203	Liberty Mutual Insur...	Account # 40...	1107 · Checkin...	2,833.09		-1,151,355.66
Bill Pmt -Check	05/03/2017	6204	Locke Supply		1107 · Checkin...	246.07		-1,151,109.59
Bill Pmt -Check	05/03/2017	6205	O'Reilly Auto Parts		1107 · Checkin...	11.96		-1,151,097.63
Bill Pmt -Check	05/03/2017	6206	Ochelata Utility Auth...	Account 1129	1107 · Checkin...	142.05		-1,150,955.58
Bill Pmt -Check	05/03/2017	6207	OCT Equipment LLC		1107 · Checkin...	23.30		-1,150,932.28
Bill Pmt -Check	05/03/2017	6208	Oklahoma Natural G...		1107 · Checkin...	3,473.62		-1,147,458.66
Bill Pmt -Check	05/03/2017	6209	Opal Leach		1107 · Checkin...	250.00		-1,147,208.66
Bill Pmt -Check	05/03/2017	6210	Pioneer Telephone ...	Account # PT...	1107 · Checkin...	105.14		-1,147,103.52
Bill Pmt -Check	05/03/2017	6211	Public Service Co.		1107 · Checkin...	221.81		-1,146,881.71
Bill Pmt -Check	05/03/2017	6212	Quill		1107 · Checkin...	237.85		-1,146,643.86
Bill Pmt -Check	05/03/2017	6213	Sonitrol Orange Cou...	Customer # 3...	1107 · Checkin...	127.35		-1,146,516.51
Bill Pmt -Check	05/03/2017	6214	Battery Backup Pow...	March	1107 · Checkin...	560.50		-1,145,956.01
Bill Pmt -Check	05/03/2017	6215	Stephens Co. Rural ...	Account A-04...	1107 · Checkin...	35.00		-1,145,921.01
Bill Pmt -Check	05/03/2017	6216	Streetmaster, LLC		1107 · Checkin...	4,390.40		-1,141,530.61
Bill Pmt -Check	05/03/2017	6217	Tate Boy's Tire & Se...		1107 · Checkin...	400.30		-1,141,130.31
Bill Pmt -Check	05/03/2017	6218	TDH Construction		1107 · Checkin...	2,764.50		-1,138,365.81
Bill Pmt -Check	05/03/2017	6219	Terminix Processing...	Cust # 7479088	1107 · Checkin...	55.00		-1,138,310.81
Bill Pmt -Check	05/03/2017	6220	Town of Eakly		1107 · Checkin...	115.97		-1,138,194.84
Bill Pmt -Check	05/03/2017	6221	Velma Public Works...		1107 · Checkin...	93.00		-1,138,101.84
Bill Pmt -Check	05/03/2017	6222	Verizon Wireless	Account # 87...	1107 · Checkin...	796.46		-1,137,305.38
Bill Pmt -Check	05/03/2017	6223	Volunteer Trenching		1107 · Checkin...	250.00		-1,137,055.38
Bill Pmt -Check	05/03/2017	6224	Wann Stop		1107 · Checkin...	37.22		-1,137,018.16
Bill Pmt -Check	05/03/2017	6225	X Stream Services	0013081	1107 · Checkin...	384.18		-1,136,633.98
Bill Pmt -Check	05/03/2017	6226	AFCO	04-98926209-...	1107 · Checkin...	862.45		-1,135,771.53
Bill Pmt -Check	05/03/2017	6227	DirecTV	Account # 08...	1107 · Checkin...	119.98		-1,135,651.55

Navitas Utility Corporation
General Ledger
As of December 31, 2017

Type	Date	Num	Name	Memo	Split	Debit	Credit	Balance
Bill Pmt -Check	05/03/2017	6228	England Ford Inc	Cust # 1024	1107 · Checkin...	58.09		-1,135,593.46
Bill Pmt -Check	05/03/2017		Bennett-Morris & As...	QuickBooks g...	1107 · Checkin...	0.00		-1,135,593.46
Bill Pmt -Check	05/03/2017	6229	Delgasco, Inc.	Account # 16...	1107 · Checkin...	28,255.92		-1,107,337.54
Bill Pmt -Check	05/03/2017	6230	Navitas 1, LLC		1107 · Checkin...	9,080.00		-1,098,257.54
Bill	05/03/2017	170508	CenterPoint Energy	7257756-2	804.46 · City G...		82.01	-1,098,339.55
Bill	05/03/2017	K90256	OCT Equipment LLC		874.46 · Mains...		347.67	-1,098,687.22
Bill	05/03/2017	170508	Ally	024923459722	-SPLIT-		645.10	-1,099,332.32
Bill	05/03/2017	11072...	Isco Industries, LLC		-SPLIT-		647.28	-1,099,979.60
Bill	05/03/2017	10600	Hull Brothers, Inc.	High School - ...	887.15 · Maint...		788.75	-1,100,768.35
Bill	05/03/2017	170512	Purchase Power	Acct # 8000-9...	6130 · Postage		500.00	-1,101,268.35
Bill	05/03/2017	94832	Hudson Equipment		874.46 · Mains...		2.62	-1,101,270.97
Bill	05/03/2017	825 1...	Unifirst Holdings, In...		923.46 · Outsi...		158.19	-1,101,429.16
Bill	05/03/2017	1208	Quinton Parts Supply		874.46 · Mains...		103.45	-1,101,532.61
Bill	05/04/2017	824 1...	Unifirst Holdings, In...		923.46 · Outsi...		71.97	-1,101,604.58
Bill	05/04/2017	TR-53...	Enable Gas Transmi...	Account # 26...	804.46 · City G...		1,877.85	-1,103,482.43
Bill	05/04/2017	70-TN...	Southern Star Centr...		804.46 · City G...		10,343.40	-1,113,825.83
Bill	05/04/2017	05170...	Natural Gas Pipeline...	Acct # 5319 / ...	804.46 · City G...		494.70	-1,114,320.53
Bill	05/04/2017	S1708...	Equipment Controls ...	Customer # 1...	1607 · Meters ...		8,694.00	-1,123,014.53
Bill	05/04/2017	S1708...	Equipment Controls ...	Customer # 1...	887.28 · Maint...		9,424.44	-1,132,438.97
Bill	05/04/2017	170508	A New Energy LLC		1408 · Prepaid...		2,137.03	-1,134,576.00
Bill	05/04/2017	0322-...	O'Reilly Auto Parts		1308 · Engine ...		94.28	-1,134,670.28
Bill	05/04/2017	14588...	United Rentals, Inc.	Customer: 13...	887.46 · Maint...		3,754.54	-1,138,424.82
Bill	05/04/2017	10599	Hull Brothers, Inc.		887.15 · Maint...		900.00	-1,139,324.82
Bill	05/04/2017	80875	Dixon Kirchoff, Inc	Customer # 0...	874.46 · Mains...		130.92	-1,139,455.74
Credit	05/04/2017	80915	Dixon Kirchoff, Inc	Customer # 0...	874.46 · Mains...	127.52		-1,139,328.22
Bill Pmt -Check	05/05/2017	6231	B & W Pipeline		1107 · Checkin...	43,374.43		-1,095,953.79
Bill Pmt -Check	05/05/2017	6232	Sparta Energy		1107 · Checkin...	41,405.33		-1,054,548.46
Bill	05/05/2017	170505	Oklahoma Tax Com...		435 · Extraordi...		20.00	-1,054,568.46
Bill Pmt -Check	05/05/2017		Oklahoma Tax Com...	QuickBooks g...	1100 · Cash	0.00		-1,054,568.46
Bill	05/05/2017	938897	Gillingham Heating ...		887.46 · Maint...		715.00	-1,055,283.46
Bill	05/05/2017	170508	Pioneer Cellular - us...	Account # CN...	921.46 · Office...		92.69	-1,055,376.15
Bill	05/05/2017	40006...	Cintas Corporation #...	Acct # 35084	923.16 · Outsi...		25.00	-1,055,401.15
Bill	05/05/2017	40543	Prince Plumbing LLC		-SPLIT-		183.88	-1,055,585.03
Bill	05/06/2017	170519	AFCO	Account # 04-...	-SPLIT-	0.00		-1,055,585.03
Bill Pmt -Check	05/08/2017	6233	Bank 7	Loan 1010669	1107 · Checkin...	1,282.19		-1,054,302.84
Bill	05/08/2017	10602	Hull Brothers, Inc.	TX-A Mobiliza...	887.28 · Maint...		10,000.00	-1,064,302.84
Bill	05/08/2017	0244-...	O'Reilly Auto Parts		1308 · Engine ...		14.64	-1,064,317.48
Bill	05/08/2017	825 1...	Unifirst Holdings, In...		923.46 · Outsi...		32.70	-1,064,350.18
Bill	05/08/2017	833 1...	Unifirst Holdings, In...		923.46 · Outsi...		19.93	-1,064,370.11
Bill Pmt -Check	05/09/2017	6234	Hull Brothers, Inc.	TX-A Mobiliza...	1107 · Checkin...	10,000.00		-1,054,370.11
Bill	05/09/2017	10867...	EGW Utilities, Inc.	Customer ID ...	-SPLIT-		8,987.94	-1,063,358.05
Bill	05/09/2017	TR-57...	Enable Oklahoma In...	Account # 26...	804.46 · City G...		1,013.00	-1,064,371.05
Bill	05/09/2017	TR-57...	Enable Oklahoma In...	Account # 26...	804.46 · City G...		1,236.00	-1,065,607.05
Bill	05/09/2017	05092...	AT&T Mobility	Account # 28...	921.46 · Office...		632.25	-1,066,239.30
Bill	05/09/2017	11072...	Isco Industries, LLC		-SPLIT-		689.12	-1,066,928.42
Bill	05/09/2017	81496	Dixon Kirchoff, Inc	Customer # 0...	1308 · Engine ...		77.19	-1,067,005.61
Bill	05/09/2017	827 0...	Unifirst Holdings, In...		923.46 · Outsi...		32.70	-1,067,038.31
Bill	05/09/2017	269593	Harold's Auto Supply	Acct # 3530	1308 · Engine ...		132.65	-1,067,170.96
Bill	05/09/2017	1275	Quinton Parts Supply		874.46 · Mains...		32.62	-1,067,203.58

Navitas Utility Corporation
General Ledger
As of December 31, 2017

Type	Date	Num	Name	Memo	Split	Debit	Credit	Balance
Bill	05/10/2017	10089...	Clearwater Enterpris...	Financial Mon...	804.46 · City G...		7,306.07	-1,074,509.65
Bill	05/10/2017	170515	Public Service Co.	Account # 95...	903.46 · Custo...		26.00	-1,074,535.65
Bill	05/10/2017	170515	Monday's Stop N Sh...		921.46 · Office...		1,479.47	-1,076,015.12
Bill	05/10/2017	170515	Ron Comingdeer & ...		923.46 · Outsi...		2,083.00	-1,078,098.12
Bill	05/10/2017	11072...	Isco Industries, LLC		1302 · Certifie...		302.65	-1,078,400.77
Bill	05/10/2017	10089...	Clearwater Enterpris...	Financial Mon...	804.46 · City G...		38,861.33	-1,117,262.10
Bill	05/10/2017	95409	Hudson Equipment		874.46 · Mains...		7.24	-1,117,269.34
Bill	05/10/2017	95426	Hudson Equipment		874.46 · Mains...		5.46	-1,117,274.80
Bill	05/10/2017	95438	Hudson Equipment		874.46 · Mains...		88.70	-1,117,363.50
Bill	05/10/2017	825 1...	Unifirst Holdings, In...		923.46 · Outsi...		158.19	-1,117,521.69
Bill Pmt -Check	05/11/2017	6235	A New Energy LLC		1107 · Checkin...	4,166.66		-1,113,355.03
Bill Pmt -Check	05/11/2017	6236	Airgas, Inc.		1107 · Checkin...	53.19		-1,113,301.84
Bill Pmt -Check	05/11/2017	6237	Ally	024921495072	1107 · Checkin...	593.55		-1,112,708.29
Bill Pmt -Check	05/11/2017	6238	B & B Meter Service		1107 · Checkin...	1,475.00		-1,111,233.29
Bill Pmt -Check	05/11/2017	6239	Brown Ford & Mercu...		1107 · Checkin...	938.00		-1,110,295.29
Bill Pmt -Check	05/11/2017	6240	Cart Farm & Home ...		1107 · Checkin...	57.60		-1,110,237.69
Bill Pmt -Check	05/11/2017	6241	CenterPoint Energy	7257756-2	1107 · Checkin...	82.01		-1,110,155.68
Bill Pmt -Check	05/11/2017	6242	Enable Oklahoma In...		1107 · Checkin...	3,465.80		-1,106,689.88
Bill Pmt -Check	05/11/2017	6243	Farmers Coop	Account # 353	1107 · Checkin...	2,605.56		-1,104,084.32
Bill Pmt -Check	05/11/2017	6244	First Volunteer Bank		1107 · Checkin...	14.00		-1,104,070.32
Bill Pmt -Check	05/11/2017	6245	Hinton Auto Supply		1107 · Checkin...	20.70		-1,104,049.62
Bill Pmt -Check	05/11/2017	6246	Isco Industries, LLC		1107 · Checkin...	580.60		-1,103,469.02
Bill Pmt -Check	05/11/2017	6247	Jellico Electric & Wa...	Account # 00...	1107 · Checkin...	89.02		-1,103,380.00
Bill Pmt -Check	05/11/2017	6248	Jenkins Oilfield Sup...	Customer Acc...	1107 · Checkin...	409.80		-1,102,970.20
Bill Pmt -Check	05/11/2017	6249	Mike's Garage		1107 · Checkin...	341.24		-1,102,628.96
Bill Pmt -Check	05/11/2017	6250	Motley Gin, Inc.	Account ID: N...	1107 · Checkin...	271.79		-1,102,357.17
Bill Pmt -Check	05/11/2017	6251	Natural Gas Pipeline...	Acct # 5319 / ...	1107 · Checkin...	494.70		-1,101,862.47
Bill Pmt -Check	05/11/2017	6252	O'Reilly Auto Parts		1107 · Checkin...	161.61		-1,101,700.86
Bill Pmt -Check	05/11/2017	6253	Pioneer Cellular - us...	Account # CN...	1107 · Checkin...	92.69		-1,101,608.17
Bill Pmt -Check	05/11/2017	6254	Quinton Parts Supply		1107 · Checkin...	72.38		-1,101,535.79
Bill Pmt -Check	05/11/2017	6255	R & R Water /Culligan	Account # 2279	1107 · Checkin...	53.00		-1,101,482.79
Bill Pmt -Check	05/11/2017	6256	Red River Valley Ru...	Account # 19...	1107 · Checkin...	37.60		-1,101,445.19
Bill Pmt -Check	05/11/2017	6257	Roberta M. Rossi		1107 · Checkin...	5,262.60		-1,096,182.59
Bill Pmt -Check	05/11/2017	6258	Ron Comingdeer & ...		1107 · Checkin...	2,083.00		-1,094,099.59
Bill Pmt -Check	05/11/2017	6259	Sonitrol Orange Cou...	Customer # 3...	1107 · Checkin...	354.47		-1,093,745.12
Bill Pmt -Check	05/11/2017	6260	Southern Star Centr...		1107 · Checkin...	10,167.97		-1,083,577.15
Bill Pmt -Check	05/11/2017	6261	Time Warner Cable	Account # 84...	1107 · Checkin...	290.42		-1,083,286.73
Bill Pmt -Check	05/11/2017	6262	Totah Communicati...	account # 7460	1107 · Checkin...	289.41		-1,082,997.32
Bill Pmt -Check	05/11/2017	6263	US Cellular	VOID: Accou...	1107 · Checkin...	0.00		-1,082,997.32
Bill Pmt -Check	05/11/2017	6264	Western Exterminat...	Cust # 15043...	1107 · Checkin...	72.00		-1,082,925.32
Bill Pmt -Check	05/11/2017	6265	Time Warner Cable	Account # 84...	1107 · Checkin...	709.97		-1,082,215.35
Bill	05/11/2017	20170...	PayChex		-SPLIT-		33,548.39	-1,115,763.74
Bill	05/11/2017	17040...	Enbridge/Spectra E...	Account # 29...	804.15 · City G...		1,670.51	-1,117,434.25
Bill	05/11/2017	824 1...	Unifirst Holdings, In...		923.46 · Outsi...		71.97	-1,117,506.22
Bill	05/11/2017	170515	SoCal Gas	Account # 10...	6230 · Utilities		2.82	-1,117,509.04
Bill	05/11/2017	81784	Dixon Kirchoff, Inc	Customer # 0...	1308 · Engine ...		111.69	-1,117,620.73
Bill	05/11/2017	R81787	Dixon Kirchoff, Inc	Customer # 0...	874.46 · Mains...		12.50	-1,117,633.23
Bill Pmt -Check	05/12/2017	Transfer	PayChex		1107 · Checkin...	33,548.39		-1,084,084.84
Bill	05/12/2017	20170...	PayChex		-SPLIT-		41,102.74	-1,125,187.58

Navitas Utility Corporation
General Ledger
As of December 31, 2017

Type	Date	Num	Name	Memo	Split	Debit	Credit	Balance
Bill	05/12/2017	170515	Southern California ...	Customer acc...	6230 · Utilities		249.32	-1,125,436.90
Bill	05/12/2017	10868...	EGW Utilities, Inc.	Customer ID ...	887.28 · Maint...		1,492.70	-1,126,929.60
Bill	05/12/2017	170518	F & M Bank	Loan 9995000	-SPLIT-		630.87	-1,127,560.47
Bill	05/12/2017	170518	Windstream	Account # 04...	921.46 · Office...		322.54	-1,127,883.01
Bill	05/12/2017	40006...	Cintas Corporation #...	Acct # 35084	923.16 · Outsi...		25.00	-1,127,908.01
Bill	05/12/2017	14612...	United Rentals, Inc.	Customer: 13...	887.46 · Maint...		1,965.40	-1,129,873.41
Credit	05/12/2017	81831	Dixon Kirchoff, Inc	Customer # 0...	1308 · Engine ...	9.07		-1,129,864.34
Bill	05/12/2017	95603	Hudson Equipment		874.46 · Mains...		2.03	-1,129,866.37
Bill Pmt -Check	05/15/2017	6266	EGW Utilities, Inc.		1107 · Checkin...	5,072.51		-1,124,793.86
Bill	05/15/2017	170518	Cotton Electric Coop...	Acc # 270660...	903.46 · Custo...		56.90	-1,124,850.76
Bill	05/15/2017	170518	Guardian	Group ID: 00 ...	924 · Insurance		314.68	-1,125,165.44
Bill	05/15/2017	170519	AFCO	Account # 03-...	-SPLIT-		862.45	-1,126,027.89
Bill	05/15/2017	170519	Ally	024922596418	-SPLIT-		624.64	-1,126,652.53
Bill	05/15/2017	170522	5100 John Guest		926 · Employe...		249.53	-1,126,902.06
Bill	05/15/2017	17052...	Oklahoma Natural G...	Account # 21...	804.46 · City G...		138.50	-1,127,040.56
Bill	05/15/2017	17052...	Oklahoma Natural G...	Account # 21...	804.46 · City G...		547.41	-1,127,587.97
Bill	05/15/2017	17052...	Oklahoma Natural G...	Account # 21...	804.46 · City G...		157.62	-1,127,745.59
Bill	05/15/2017	17052...	Oklahoma Natural G...	Account # 21...	804.46 · City G...		135.28	-1,127,880.87
Bill	05/15/2017	17052...	Oklahoma Natural G...	Account # 21...	804.46 · City G...		1,319.26	-1,129,200.13
Bill	05/15/2017	17052...	Oklahoma Natural G...	Account # 21...	804.46 · City G...		430.85	-1,129,630.98
Bill	05/15/2017	17052...	Oklahoma Natural G...	Account # 21...	804.46 · City G...		452.00	-1,130,082.98
Bill	05/15/2017	00435...	United Healthcare	Customer # 4...	926 · Employe...		8,469.75	-1,138,552.73
Bill	05/15/2017	82088	Dixon Kirchoff, Inc	Customer # 0...	1308 · Engine ...		37.87	-1,138,590.60
Bill	05/15/2017	825 1...	Unifirst Holdings, In...		923.46 · Outsi...		32.70	-1,138,623.30
Bill	05/15/2017	833 1...	Unifirst Holdings, In...		923.46 · Outsi...		26.87	-1,138,650.17
Bill Pmt -Check	05/16/2017	Transfer	PayChex		1107 · Checkin...	41,102.74		-1,097,547.43
Bill	05/16/2017	130	Petrol Energy, LLC		-SPLIT-		23,534.94	-1,121,082.37
Bill	05/16/2017	170518	The Town of Grace...		903.46 · Custo...		150.00	-1,121,232.37
Bill	05/16/2017	14545...	United Rentals, Inc.	Customer: 13...	887.46 · Maint...		2,811.84	-1,124,044.21
Bill	05/16/2017	827 0...	Unifirst Holdings, In...		923.46 · Outsi...		32.70	-1,124,076.91
Bill	05/16/2017	170601	Haskell County Wat...	Acc # 10-1240	903.46 · Custo...		18.00	-1,124,094.91
Bill	05/16/2017	36524...	Terminix Processing...	Cust # 7479088	932 · Maintena...		55.00	-1,124,149.91
Bill	05/17/2017	38263	Midwest Decals, LLC		925 · I/D - Safe...		487.44	-1,124,637.35
Bill	05/17/2017	82234	Dixon Kirchoff, Inc	Customer # 0...	1308 · Engine ...		194.91	-1,124,832.26
Bill	05/17/2017	82248	Dixon Kirchoff, Inc	Customer # 0...	1308 · Engine ...		261.33	-1,125,093.59
Bill	05/17/2017	00435...	United Healthcare	Customer # 5...	926 · Employe...		27,843.60	-1,152,937.19
Bill	05/17/2017	825 1...	Unifirst Holdings, In...		923.46 · Outsi...		183.84	-1,153,121.03
Bill	05/18/2017	824 1...	Unifirst Holdings, In...		923.46 · Outsi...		71.97	-1,153,193.00
Bill	05/18/2017	824 1...	Unifirst Holdings, In...		923.46 · Outsi...		387.84	-1,153,580.84
Bill	05/18/2017	97860...	Verizon Wireless	Account # 87...	921.16 · Office...		738.11	-1,154,318.95
Bill	05/18/2017	126388	OCT Equipment LLC		874.46 · Mains...		231.06	-1,154,550.01
Bill Pmt -Check	05/19/2017	6267	Pipeline Regulatory ...		1107 · Checkin...	6,000.00		-1,148,550.01
Bill	05/19/2017	170519	TDH Construction		-SPLIT-		66.80	-1,148,616.81
Bill	05/19/2017	40007...	Cintas Corporation #...	Acct # 35084	923.16 · Outsi...		25.00	-1,148,641.81
Bill	05/20/2017	170523	Pioneer Telephone ...	Account # PT...	921.46 · Office...		103.63	-1,148,745.44
Bill	05/20/2017	01930...	US Cellular	Account # 84...	921.46 · Office...		405.55	-1,149,150.99
Bill Pmt -Check	05/22/2017	6268	United Rentals, Inc.	Customer: 13...	1107 · Checkin...	3,091.84		-1,146,059.15
Bill Pmt -Check	05/22/2017	6269	Ally	024924239093	1107 · Checkin...	602.92		-1,145,456.23
Bill Pmt -Check	05/22/2017	6270	AT&T Mobility	287021588346	1107 · Checkin...	632.25		-1,144,823.98

Navitas Utility Corporation
General Ledger
As of December 31, 2017

Type	Date	Num	Name	Memo	Split	Debit	Credit	Balance
Bill Pmt -Check	05/22/2017	6271	B & B Meter Service		1107 · Checkin...	370.00		-1,144,453.98
Bill Pmt -Check	05/22/2017	6272	Cotton Electric Coop...	Acc # 270660...	1107 · Checkin...	56.90		-1,144,397.08
Bill Pmt -Check	05/22/2017	6273	Enable Gas Transmi...	Account # 26...	1107 · Checkin...	1,877.65		-1,142,519.43
Bill Pmt -Check	05/22/2017	6274	Gillingham Heating ...		1107 · Checkin...	715.00		-1,141,804.43
Bill Pmt -Check	05/22/2017	6275	Guardian	Group ID: 00 ...	1107 · Checkin...	314.68		-1,141,489.75
Bill Pmt -Check	05/22/2017	6276	Hull Brothers, Inc.	Pizza King - A...	1107 · Checkin...	774.75		-1,140,715.00
Bill Pmt -Check	05/22/2017	6277	Monday's Stop N Sh...		1107 · Checkin...	1,479.47		-1,139,235.53
Bill Pmt -Check	05/22/2017	6278	OCT Equipment LLC		1107 · Checkin...	347.67		-1,138,887.86
Bill Pmt -Check	05/22/2017	6279	Public Service Co.	Account # 95...	1107 · Checkin...	26.00		-1,138,861.86
Bill Pmt -Check	05/22/2017	6280	Purchase Power	Acct # 8000-9...	1107 · Checkin...	500.00		-1,138,361.86
Bill Pmt -Check	05/22/2017	6281	Quill	Account # C2...	1107 · Checkin...	57.46		-1,138,304.40
Bill Pmt -Check	05/22/2017	6282	ReadyRefresh	Account # 00...	1107 · Checkin...	275.66		-1,138,028.74
Bill Pmt -Check	05/22/2017	6283	Servicestar	Customer # 2...	1107 · Checkin...	49.17		-1,137,979.57
Bill Pmt -Check	05/22/2017	6284	SoCal Gas	Account # 10...	1107 · Checkin...	2.82		-1,137,976.75
Bill Pmt -Check	05/22/2017	6285	Southern California ...	Customer acc...	1107 · Checkin...	249.32		-1,137,727.43
Bill Pmt -Check	05/22/2017	6286	Enbridge/Spectra E...	Account # 29...	1107 · Checkin...	1,670.51		-1,136,056.92
Bill Pmt -Check	05/22/2017	6287	The Town of Grace...		1107 · Checkin...	150.00		-1,135,906.92
Bill Pmt -Check	05/22/2017	6288	Windstream	Account # 04...	1107 · Checkin...	322.54		-1,135,584.38
Bill Pmt -Check	05/22/2017	6289	Ally	024923459722	1107 · Checkin...	645.10		-1,134,939.28
Bill	05/22/2017	26503...	CenterPoint Energy ...	Customer ID: ...	-SPLIT-		866.16	-1,135,805.44
Credit	05/22/2017	10870...	EGW Utilities, Inc.	Customer ID ...	887.28 · Maint...	1,430.00		-1,134,375.44
Bill Pmt -Check	05/22/2017		EGW Utilities, Inc.	QuickBooks g...	1100 · Cash	0.00		-1,134,375.44
Bill	05/22/2017	170526	Public Service Co.	Account # 95...	903.46 · Custo...		37.71	-1,134,413.15
Bill	05/22/2017	170526	Public Service Co.	Account # 95...	903.46 · Custo...		122.69	-1,134,535.84
Bill	05/22/2017	170526	Oklahoma Natural G...	Acc # 212809...	903.46 · Custo...		21.32	-1,134,557.16
Bill	05/22/2017	825 1...	Unifirst Holdings, In...		923.46 · Outsi...		34.70	-1,134,591.86
Bill	05/22/2017	833 1...	Unifirst Holdings, In...		923.46 · Outsi...		19.93	-1,134,611.79
Bill	05/22/2017	Reque...	Hull Brothers, Inc.		887.15 · Maint...		15,497.17	-1,150,108.96
Bill	05/22/2017	97356	Cart Farm & Home ...		874.46 · Mains...		26.14	-1,150,135.10
Bill Pmt -Check	05/23/2017	6290	American Interstate ...	Policy AVWC...	1107 · Checkin...	1,453.64		-1,148,681.46
Bill	05/23/2017	131100	Delgasco, Inc.	Account # 16...	804.16 · City G...		8,187.41	-1,156,868.87
Bill Pmt -Check	05/23/2017	Transfer	United Healthcare	Customer # 4...	1107 · Checkin...	8,469.75		-1,148,399.12
Bill Pmt -Check	05/23/2017	Transfer	United Healthcare	Customer # 5...	1107 · Checkin...	28,981.99		-1,119,417.13
Bill Pmt -Check	05/23/2017	6291	NALLC - gas facilities		1107 · Checkin...	9,812.52		-1,109,604.61
Bill	05/23/2017	170526	Klint Alexander	April 2017	-SPLIT-		1,098.00	-1,110,702.61
Bill	05/23/2017	827 0...	Unifirst Holdings, In...		923.46 · Outsi...		32.70	-1,110,735.31
Bill	05/23/2017	170601	Ally	024921495072	-SPLIT-		593.55	-1,111,328.86
Bill	05/23/2017	96341	Hudson Equipment		874.46 · Mains...		15.74	-1,111,344.60
Bill	05/23/2017	170605	Town of Eakly	Account # 1019	6230 · Utilities		18.00	-1,111,362.60
Bill	05/23/2017	170605	Town of Eakly	Account # 888	6230 · Utilities		93.54	-1,111,456.14
Bill	05/24/2017	07E00...	ReadyRefresh	Account # 00...	6230 · Utilities		31.84	-1,111,487.98
Bill	05/24/2017	10603	Hull Brothers, Inc.	TX-A Phase 1	887.28 · Maint...		10,000.00	-1,121,487.98
Bill	05/24/2017	170530	Harmon Electric Ass...	Account # 50...	903.46 · Custo...		157.79	-1,121,645.77
Bill	05/24/2017	170601	Public Service Co.	Account # 95...	903.46 · Custo...		84.46	-1,121,730.23
Bill	05/24/2017	825 1...	Unifirst Holdings, In...		923.46 · Outsi...		158.19	-1,121,888.42
Bill	05/25/2017	824 1...	Unifirst Holdings, In...		923.46 · Outsi...		72.97	-1,121,961.39
Bill	05/25/2017	566695	Aflac	Accout #: FG...	926 · Employe...		229.68	-1,122,191.07
Bill	05/25/2017	83108	Dixon Kirchoff, Inc	Customer # 0...	1308 · Engine ...		117.33	-1,122,308.40
Bill	05/25/2017	83127	Dixon Kirchoff, Inc	Customer # 0...	1308 · Engine ...		68.73	-1,122,377.13

Navitas Utility Corporation
General Ledger
As of December 31, 2017

Type	Date	Num	Name	Memo	Split	Debit	Credit	Balance
Bill Pmt -Check	05/26/2017	6292	Equipment Controls ...	Customer # 1...	1107 · Checkin...	8,694.00		-1,113,683.13
Bill Pmt -Check	05/26/2017	6293	Clearwater Enterpris...	Financial Mon...	1107 · Checkin...	50,000.00		-1,063,683.13
Bill Pmt -Check	05/26/2017	6294	Hull Brothers, Inc.	TX-A Phase 1	1107 · Checkin...	10,000.00		-1,053,683.13
Bill	05/26/2017	20170...	PayChex		-SPLIT-		39,914.87	-1,093,598.00
Bill	05/26/2017	40007...	Cintas Corporation #...	Acct # 35084	923.16 · Outsi...		25.00	-1,093,623.00
Bill	05/26/2017	170605	Ally	024924239093	-SPLIT-		602.92	-1,094,225.92
Bill	05/26/2017	0219-...	O'Reilly Auto Parts		874.46 · Mains...		270.39	-1,094,496.31
Bill	05/27/2017	31500...	DirecTV	Account # 03...	6120 · Comm ...		93.98	-1,094,590.29
Bill	05/29/2017	833 1...	Unifirst Holdings, In...		923.46 · Outsi...		19.93	-1,094,610.22
Bill	05/29/2017	825 1...	Unifirst Holdings, In...		923.46 · Outsi...		32.70	-1,094,642.92
Bill	05/30/2017	20170...	PayChex		-SPLIT-		33,570.45	-1,128,213.37
Bill Pmt -Check	05/30/2017	Transfer	PayChex		1107 · Checkin...	33,570.45		-1,094,642.92
Bill	05/30/2017	201701	Miguel Morales		932 · Maintena...		650.00	-1,095,292.92
Bill	05/30/2017	82808	Jenkins Oilfield Sup...	Customer Acc...	874.46 · Mains...		368.63	-1,095,661.55
Bill	05/30/2017	827 0...	Unifirst Holdings, In...		923.46 · Outsi...		32.70	-1,095,694.25
Bill Pmt -Check	05/31/2017	Transfer	PayChex		1107 · Checkin...	39,914.87		-1,055,779.38
Bill	05/31/2017	T1705...	Battery Backup Pow...	Avira	6120 · Comm ...		1,613.10	-1,057,392.48
Bill	05/31/2017	170322	Bell Engineering	Account #: 59...	-SPLIT-		2,500.00	-1,059,892.48
Bill	05/31/2017	1705N...	Navitas 1, LLC		1499 · Contrac...		10,080.00	-1,069,972.48
Bill	05/31/2017	98550	Cart Farm & Home ...		426.30 · Penalt...		0.10	-1,069,972.58
Bill	05/31/2017	170605	CKenergy Electric C...	Account: 592...	6230 · Utilities		301.00	-1,070,273.58
Bill	05/31/2017	170605	CKenergy Electric C...	Account: 592...	6230 · Utilities		204.00	-1,070,477.58
Bill	05/31/2017	170605	Farmers Coop	Account # 353	-SPLIT-		2,912.09	-1,073,389.67
Bill	05/31/2017	170605	Stephens Co. Rural ...	Account A-04...	903.46 · Custo...		35.00	-1,073,424.67
Bill	05/31/2017	612663	Farmers Coop Mill &...		921.46 · Office...		47.00	-1,073,471.67
Bill	05/31/2017	1705-...	Battery Backup Pow...	May	6120 · Comm ...		539.79	-1,074,011.46
Bill	05/31/2017	99453...	Airgas, Inc.		931 · Rents		54.30	-1,074,065.76
Bill	05/31/2017	55	TDH Construction		-SPLIT-		1,380.00	-1,075,445.76
Bill	05/31/2017	170612	R & R Water /Culligan	Account # 2279	6230 · Utilities		45.58	-1,075,491.34
Bill	05/31/2017	51608...	Western Exterminat...	Cust # 15043...	932 · Maintena...		72.00	-1,075,563.34
Bill	05/31/2017	290	B & W Pipeline	May Transport	804.15 · City G...		13,897.67	-1,089,461.01
Bill	05/31/2017	291	B & W Pipeline	May Transport	804.15 · City G...		141.04	-1,089,602.05
Bill	05/31/2017	825 1...	Unifirst Holdings, In...		923.46 · Outsi...		158.19	-1,089,760.24
Bill	05/31/2017	1705N...	NALLC - gas facilities		851.46 · Sys C...		3,550.50	-1,093,310.74
Bill	06/01/2017	20468...	Sonitrol Orange Cou...	Customer # 3...	932 · Maintena...		131.35	-1,093,442.09
Bill	06/01/2017	1706N...	Navitas Communica...		435 · Extraordi...		2,000.00	-1,095,442.09
Bill Pmt -Check	06/01/2017	6295	Petrol Energy, LLC		1107 · Checkin...	100,614.20		-994,827.89
Bill	06/01/2017	Box 183	U S Postmaster	P.O. BOX 183	6130 · Postage		116.00	-994,943.89
Bill	06/01/2017	824 1...	Unifirst Holdings, In...		923.46 · Outsi...		71.97	-995,015.86
Bill	06/01/2017	170601	5100 Sue Yearwood		926 · Employe...		673.22	-995,689.08
Bill	06/01/2017	117	Steve Jolley		874.15 · Mains...		2,500.00	-998,189.08
Bill	06/01/2017	170601	Access Cable Televi...	Acct # 09-003...	921.16 · Office...		144.22	-998,333.30
Bill	06/01/2017		Opal Leach		931 · Rents		250.00	-998,583.30
Bill	06/01/2017		Volunteer Trenching		874.16 · Mains...		250.00	-998,833.30
Bill	06/01/2017	10874...	EGW Utilities, Inc.	Customer ID ...	874.16 · Mains...		352.25	-999,185.55
Bill	06/01/2017	10874...	EGW Utilities, Inc.	Customer ID ...	874.46 · Mains...		332.22	-999,517.77
Bill	06/01/2017	170605	First Volunteer Bank		6320 · Bank fees		18.00	-999,535.77
Bill	06/01/2017	170605	Totah Communicati...	account # 7460	921.46 · Office...		289.41	-999,825.18
Bill	06/01/2017	170605	Red River Valley Ru...	Account # 19...	855.46 · Other ...		37.80	-999,862.98

Navitas Utility Corporation
General Ledger
As of December 31, 2017

Type	Date	Num	Name	Memo	Split	Debit	Credit	Balance
Bill	06/01/2017	170605	Velma Public Works...		903.46 · Custo...		100.00	-999,962.98
Bill	06/01/2017	170605	Ochelata Utility Auth...	Account 1129	903.46 · Custo...		150.05	-1,000,113.03
Bill	06/01/2017	10179...	X Stream Services	Account 0023...	6120 · Comm ...		384.67	-1,000,497.70
Bill	06/01/2017	170606	American Interstate ...	Policy AVWC...	924 · Insurance		2,407.79	-1,002,905.49
Bill	06/01/2017	FC 5710	Prince Plumbing LLC		426.30 · Penalt...		1.00	-1,002,906.49
Bill	06/01/2017	GS-49...	Servicestar	Customer # 2...	851.46 · Sys C...		49.17	-1,002,955.66
Bill	06/01/2017	170609	Jellico Electric & Wa...	Account # 00...	903.16 · Custo...		82.44	-1,003,038.10
Bill	06/01/2017	170609	Time Warner Cable	Account # 84...	6120 · Comm ...		708.77	-1,003,746.87
Bill	06/01/2017	170609	Time Warner Cable	Account # 84...	6120 · Comm ...		290.42	-1,004,037.29
Bill	06/01/2017	71986...	Quill	Account # C2...	6140 · Office c...		8.16	-1,004,045.45
Bill	06/01/2017	72049...	Quill	Account # C2...	6140 · Office c...		403.72	-1,004,449.17
Bill	06/01/2017	14588...	United Rentals, Inc.	Customer: 13...	887.46 · Maint...		3,395.04	-1,007,844.21
Bill	06/01/2017	170612	Motley Gin, Inc.	Account ID: N...	921.46 · Office...		269.00	-1,008,113.21
Bill	06/01/2017	1317	Full Spectrum Servi...		932 · Maintena...		175.00	-1,008,288.21
Bill	06/01/2017	14723	Jim Hinds Sanitation...		887.46 · Maint...		550.00	-1,008,838.21
Bill	06/01/2017	14736	Jim Hinds Sanitation...		887.46 · Maint...		550.00	-1,009,388.21
Bill	06/01/2017	30240	Professional Collecti...		925 · I/D - Safe...		65.00	-1,009,453.21
Bill	06/01/2017	98898	Cart Farm & Home ...		874.46 · Mains...		19.21	-1,009,472.42
Bill	06/01/2017	17-425	DeBritton Aviation Ltd.		6241 · Contrac...		1,500.00	-1,010,972.42
Bill	06/02/2017	170605	The Town of Grace...		903.46 · Custo...		75.00	-1,011,047.42
Bill	06/02/2017	170605	A New Energy LLC		1408 · Prepaid...		2,110.34	-1,013,157.76
Bill	06/02/2017	170607	CenterPoint Energy	7257756-2	804.46 · City G...		80.34	-1,013,238.10
Bill	06/02/2017	170607	Ally	024923459722	-SPLIT-		645.10	-1,013,883.20
Bill	06/02/2017	72215...	Quill	Account # C2...	6140 · Office c...		32.01	-1,013,915.21
Bill	06/02/2017	40008...	Cintas Corporation #...	Acct # 35084	923.16 · Outsi...		25.00	-1,013,940.21
Bill	06/02/2017	33036...	Pitney Bowes	Account # 00...	931 · Rents		63.32	-1,014,003.53
Bill	06/02/2017	97181	Hudson Equipment		1308 · Engine ...		80.80	-1,014,084.33
Bill	06/03/2017		Legacy Bank		6320 · Bank fees		75.00	-1,014,159.33
Bill	06/03/2017		Streetmaster, LLC		920 · Administr...		1,250.00	-1,015,409.33
Bill	06/04/2017	170612	Purchase Power	Acct # 8000-9...	6130 · Postage		500.00	-1,015,909.33
Bill	06/05/2017	170605	Pioneer Cellular - us...	Account # CN...	921.46 · Office...		92.64	-1,016,001.97
Bill	06/05/2017	17060...	IT Management Sol...		6120 · Comm ...		179.88	-1,016,181.85
Bill	06/05/2017	26118	Keystone-Beard Eq...		874.46 · Mains...		65.70	-1,016,247.55
Bill	06/05/2017	84282	Dixon Kirchoff, Inc	Customer # 0...	1308 · Engine ...		194.91	-1,016,442.46
Bill	06/05/2017	84311	Dixon Kirchoff, Inc	Customer # 0...	1308 · Engine ...		68.73	-1,016,511.19
Bill	06/05/2017	833 1...	Unifirst Holdings, In...		923.46 · Outsi...		19.93	-1,016,531.12
Bill	06/05/2017	825 1...	Unifirst Holdings, In...		923.46 · Outsi...		32.70	-1,016,563.82
Bill	06/05/2017	1516	Quinton Parts Supply		874.46 · Mains...		30.50	-1,016,594.32
Bill	06/06/2017	06170...	Natural Gas Pipeline...	Acct # 5319 / ...	804.46 · City G...		494.80	-1,017,089.12
Bill	06/06/2017	70-TN...	Southern Star Centr...		804.46 · City G...		10,667.66	-1,027,756.78
Bill Pmt -Check	06/06/2017	6297	5100 John Guest		1107 · Checkin...	249.53		-1,027,507.25
Bill Pmt -Check	06/06/2017	6298	5100 Sue Yearwood		1107 · Checkin...	673.22		-1,026,834.03
Bill Pmt -Check	06/06/2017	6299	Access Cable Televi...	Acct # 09-003...	1107 · Checkin...	144.22		-1,026,689.81
Bill Pmt -Check	06/06/2017	6300	AFCO	04-98926209-...	1107 · Checkin...	862.45		-1,025,827.36
Bill Pmt -Check	06/06/2017	6301	Aflac	Accout #: FG...	1107 · Checkin...	229.68		-1,025,597.68
Bill Pmt -Check	06/06/2017	6302	Ally	024922596418	1107 · Checkin...	624.64		-1,024,973.04
Bill Pmt -Check	06/06/2017	6303	American Interstate ...	Policy AVWC...	1107 · Checkin...	2,407.79		-1,022,565.25
Bill Pmt -Check	06/06/2017	6304	Cart Farm & Home ...		1107 · Checkin...	26.24		-1,022,539.01
Bill Pmt -Check	06/06/2017	6305	CenterPoint Energy ...	Customer ID: ...	1107 · Checkin...	866.16		-1,021,672.85

Navitas Utility Corporation
General Ledger
As of December 31, 2017

Type	Date	Num	Name	Memo	Split	Debit	Credit	Balance
Bill Pmt -Check	06/06/2017	6306	Cintas Corporation #...		1107 · Checkin...	100.00		-1,021,572.85
Bill Pmt -Check	06/06/2017	6307	CKenergy Electric C...		1107 · Checkin...	505.00		-1,021,067.85
Bill Pmt -Check	06/06/2017	6308	DirecTV	Account # 03...	1107 · Checkin...	93.98		-1,020,973.87
Bill Pmt -Check	06/06/2017	6309	Dixon Kirchoff, Inc		1107 · Checkin...	754.69		-1,020,219.18
Bill Pmt -Check	06/06/2017	6310	Enable Oklahoma In...		1107 · Checkin...	2,363.00		-1,017,856.18
Bill Pmt -Check	06/06/2017	6311	F & M Bank	Loan 9995000	1107 · Checkin...	630.87		-1,017,225.31
Bill Pmt -Check	06/06/2017	6312	Farmers Coop	Account # 353	1107 · Checkin...	2,912.09		-1,014,313.22
Bill Pmt -Check	06/06/2017	6313	First Volunteer Bank		1107 · Checkin...	18.00		-1,014,295.22
Bill Pmt -Check	06/06/2017	6314	Harmon Electric Ass...	Account # 50...	1107 · Checkin...	157.79		-1,014,137.43
Bill Pmt -Check	06/06/2017	6315	Harold's Auto Supply	Acct # 3530	1107 · Checkin...	132.65		-1,014,004.78
Bill Pmt -Check	06/06/2017	6316	Haskell County Wat...	Acc # 10-1240	1107 · Checkin...	18.00		-1,013,986.78
Bill Pmt -Check	06/06/2017	6317	Hudson Equipment		1107 · Checkin...	211.96		-1,013,774.82
Bill Pmt -Check	06/06/2017	6318	Isco Industries, LLC		1107 · Checkin...	816.87		-1,012,957.95
Bill Pmt -Check	06/06/2017	6319	IT Management Sol...		1107 · Checkin...	179.88		-1,012,778.07
Bill Pmt -Check	06/06/2017	6320	Jenkins Oilfield Sup...	Customer Acc...	1107 · Checkin...	515.61		-1,012,262.46
Bill Pmt -Check	06/06/2017	6321	Klint Alexander	March 2017	1107 · Checkin...	1,000.00		-1,011,262.46
Bill Pmt -Check	06/06/2017	6322	Legacy Bank		1107 · Checkin...	75.00		-1,011,187.46
Bill Pmt -Check	06/06/2017	6323	LMJ Industries		1107 · Checkin...	1,000.00		-1,010,187.46
Bill Pmt -Check	06/06/2017	6324	Locke Supply		1107 · Checkin...	46.81		-1,010,140.65
Bill Pmt -Check	06/06/2017	6325	Miguel Morales		1107 · Checkin...	650.00		-1,009,490.65
Bill Pmt -Check	06/06/2017	6326	Natural Gas Pipeline...	Acct # 5319 / ...	1107 · Checkin...	494.80		-1,008,995.85
Bill Pmt -Check	06/06/2017	6327	Ochelata Utility Auth...	Account 1129	1107 · Checkin...	150.05		-1,008,845.80
Bill Pmt -Check	06/06/2017	6328	Oklahoma Natural G...		1107 · Checkin...	3,202.24		-1,005,643.56
Bill Pmt -Check	06/06/2017	6329	Opal Leach		1107 · Checkin...	250.00		-1,005,393.56
Bill Pmt -Check	06/06/2017	6330	Pioneer Cellular - us...	Account # CN...	1107 · Checkin...	92.64		-1,005,300.92
Bill Pmt -Check	06/06/2017	6331	Pioneer Telephone ...	Account # PT...	1107 · Checkin...	103.63		-1,005,197.29
Bill Pmt -Check	06/06/2017	6332	Pipeline Regulatory ...		1107 · Checkin...	555.00		-1,004,642.29
Bill Pmt -Check	06/06/2017	6333	Public Service Co.		1107 · Checkin...	244.86		-1,004,397.43
Bill Pmt -Check	06/06/2017	6334	ReadyRefresh	Account # 00...	1107 · Checkin...	31.84		-1,004,365.59
Bill Pmt -Check	06/06/2017	6335	Red River Valley Ru...	Account # 19...	1107 · Checkin...	37.80		-1,004,327.79
Bill Pmt -Check	06/06/2017	6336	Sonitrol Orange Cou...	Customer # 3...	1107 · Checkin...	131.35		-1,004,196.44
Bill Pmt -Check	06/06/2017	6337	Stephens Co. Rural ...	Account A-04...	1107 · Checkin...	35.00		-1,004,161.44
Bill Pmt -Check	06/06/2017	6338	Steve Jolley		1107 · Checkin...	2,500.00		-1,001,661.44
Bill Pmt -Check	06/06/2017	6339	TDH Construction		1107 · Checkin...	1,380.00		-1,000,281.44
Bill Pmt -Check	06/06/2017	6340	Terminix Processing...	Cust # 7479088	1107 · Checkin...	55.00		-1,000,226.44
Bill Pmt -Check	06/06/2017	6341	The Town of Grace...		1107 · Checkin...	75.00		-1,000,151.44
Bill Pmt -Check	06/06/2017	6342	Totah Communicati...	account # 7460	1107 · Checkin...	289.41		-999,862.03
Bill Pmt -Check	06/06/2017	6343	Town of Eakly		1107 · Checkin...	111.54		-999,750.49
Bill Pmt -Check	06/06/2017	6344	Robert Parks		1107 · Checkin...	4,008.00		-995,742.49
Bill Pmt -Check	06/06/2017	6345	U S Postmaster	P.O. BOX 183	1107 · Checkin...	116.00		-995,626.49
Bill Pmt -Check	06/06/2017	6346	Unifirst Holdings, In...		1107 · Checkin...	1,054.51		-994,571.98
Bill Pmt -Check	06/06/2017	6347	Unifirst Holdings, In...		1107 · Checkin...	199.20		-994,372.78
Bill Pmt -Check	06/06/2017	6348	Unifirst Holdings, In...		1107 · Checkin...	431.82		-993,940.96
Bill Pmt -Check	06/06/2017	6349	Unifirst Holdings, In...		1107 · Checkin...	196.20		-993,744.76
Bill Pmt -Check	06/06/2017	6350	Unifirst Holdings, In...		1107 · Checkin...	119.58		-993,625.18
Bill Pmt -Check	06/06/2017	6351	US Cellular	Account # 84...	1107 · Checkin...	405.55		-993,219.63
Bill Pmt -Check	06/06/2017	6352	Velma Public Works...		1107 · Checkin...	100.00		-993,119.63
Bill Pmt -Check	06/06/2017	6353	Verizon Wireless	Account # 87...	1107 · Checkin...	738.11		-992,381.52
Bill Pmt -Check	06/06/2017	6354	Volunteer Trenching		1107 · Checkin...	250.00		-992,131.52

Navitas Utility Corporation
General Ledger
As of December 31, 2017

Type	Date	Num	Name	Memo	Split	Debit	Credit	Balance
Bill Pmt -Check	06/06/2017	6355	X Stream Services	0013081	1107 · Checkin...	384.67		-991,746.85
Bill Pmt -Check	06/06/2017	6356	Ally	024921495072	1107 · Checkin...	593.55		-991,153.30
Bill	06/06/2017	TR-53...	Enable Gas Transmi...	Account # 26...	804.46 · City G...		1,882.68	-993,035.98
Bill	06/06/2017	84471	Dixon Kirchoff, Inc	Customer # 0...	1308 · Engine ...		452.97	-993,488.95
Bill	06/06/2017	827 0...	Unifirst Holdings, In...		923.46 · Outsi...		32.70	-993,521.65
Bill	06/06/2017	1540	Quinton Parts Supply		874.46 · Mains...		66.46	-993,588.11
Bill Pmt -Check	06/07/2017	6357	Navitas 1, LLC		1107 · Checkin...	9,080.00		-984,508.11
Bill Pmt -Check	06/07/2017	6358	Navitas Communica...		1107 · Checkin...	2,000.00		-982,508.11
Bill	06/07/2017	1755	Russmar Utility Man...		887.15 · Maint...		1,000.00	-983,508.11
Bill	06/07/2017	10876...	EGW Utilities, Inc.	Customer ID ...	874.46 · Mains...		458.14	-983,966.25
Bill	06/07/2017	170612	Northfork Electric C...	Acct # 12975	6230 · Utilities		33.66	-983,999.91
Bill	06/07/2017	97513	Hudson Equipment		874.46 · Mains...		1.85	-984,001.76
Bill	06/07/2017	84632	Dixon Kirchoff, Inc	Customer # 0...	1308 · Engine ...		57.49	-984,059.25
Bill	06/07/2017	825 1...	Unifirst Holdings, In...		923.46 · Outsi...		173.19	-984,232.44
Bill	06/07/2017	99587	Cart Farm & Home ...		874.46 · Mains...		19.78	-984,252.22
Bill	06/08/2017	824 1...	Unifirst Holdings, In...		923.46 · Outsi...		71.97	-984,324.19
Bill	06/08/2017	84782	Dixon Kirchoff, Inc	Customer # 0...	1308 · Engine ...		355.38	-984,679.57
Bill Pmt -Check	06/09/2017	6359	Hull Brothers, Inc.		1107 · Checkin...	4,941.40		-979,738.17
Bill Pmt -Check	06/09/2017	6360	A New Energy LLC		1107 · Checkin...	4,166.66		-975,571.51
Bill Pmt -Check	06/09/2017	6361	CenterPoint Energy	7257756-2	1107 · Checkin...	80.34		-975,491.17
Bill Pmt -Check	06/09/2017	6362	Continental Industrie...		1107 · Checkin...	1,407.77		-974,083.40
Bill Pmt -Check	06/09/2017	6363	Delgasco, Inc.	Account # 16...	1107 · Checkin...	18,676.80		-955,406.60
Bill Pmt -Check	06/09/2017	6364	Farmers Coop Mill &...		1107 · Checkin...	47.00		-955,359.60
Bill Pmt -Check	06/09/2017	6365	Jenkins Oilfield Sup...	Customer Acc...	1107 · Checkin...	368.63		-954,990.97
Bill Pmt -Check	06/09/2017	6366	Keystone-Beard Eq...		1107 · Checkin...	65.70		-954,925.27
Bill Pmt -Check	06/09/2017	6367	O'Reilly Auto Parts		1107 · Checkin...	270.39		-954,654.88
Bill Pmt -Check	06/09/2017	6368	OCT Equipment LLC		1107 · Checkin...	231.06		-954,423.82
Bill Pmt -Check	06/09/2017	6369	Prince Plumbing LLC		1107 · Checkin...	184.88		-954,238.94
Bill Pmt -Check	06/09/2017	6370	Roberta M. Rossi		1107 · Checkin...	3,476.40		-950,762.54
Bill Pmt -Check	06/09/2017	6371	Ron Comingdeer & ...		1107 · Checkin...	2,083.00		-948,679.54
Bill Pmt -Check	06/09/2017	6372	Russmar Utility Man...		1107 · Checkin...	1,000.00		-947,679.54
Bill Pmt -Check	06/09/2017	6373	Servicestar	Customer # 2...	1107 · Checkin...	49.17		-947,630.37
Bill Pmt -Check	06/09/2017	6374	Battery Backup Pow...	April	1107 · Checkin...	506.69		-947,123.68
Bill Pmt -Check	06/09/2017	6375	Southern Star Centr...		1107 · Checkin...	10,923.01		-936,200.67
Bill Pmt -Check	06/09/2017	6376	Jellico Electric & Wa...	Account # 00...	1107 · Checkin...	82.44		-936,118.23
Bill Pmt -Check	06/09/2017	6377	Time Warner Cable	Account # 84...	1107 · Checkin...	708.77		-935,409.46
Bill Pmt -Check	06/09/2017	6378	Time Warner Cable	Account # 84...	1107 · Checkin...	290.42		-935,119.04
Bill	06/09/2017	20170...	PayChex		-SPLIT-		41,856.12	-976,975.16
Bill	06/09/2017	06092...	AT&T Mobility	Account # 28...	921.46 · Office...		613.25	-977,588.41
Bill	06/09/2017	TR-57...	Enable Oklahoma In...	Account # 26...	804.46 · City G...		1,092.00	-978,680.41
Bill	06/09/2017	TR-57...	Enable Oklahoma In...	Account # 26...	804.46 · City G...		1,271.00	-979,951.41
Bill	06/09/2017	170616	Public Service Co.	Account # 95...	903.46 · Custo...		26.43	-979,977.84
Bill	06/09/2017	14612...	United Rentals, Inc.	Customer: 13...	887.46 · Maint...		1,965.40	-981,943.24
Bill	06/09/2017	26190	Keystone-Beard Eq...		-SPLIT-		83.80	-982,027.04
Bill	06/09/2017	97721	Hudson Equipment		1308 · Engine ...		73.91	-982,100.95
Bill	06/09/2017	84893	Dixon Kirchoff, Inc	Customer # 0...	1308 · Engine ...		21.87	-982,122.82
Bill	06/09/2017	84949	Dixon Kirchoff, Inc	Customer # 0...	1308 · Engine ...		12.95	-982,135.77
Bill	06/09/2017	170623	Monday's Stop N Sh...		921.46 · Office...		1,541.49	-983,677.26
Bill	06/09/2017	40008...	Cintas Corporation #...	Acct # 35084	923.16 · Outsi...		25.00	-983,702.26

Navitas Utility Corporation
General Ledger
As of December 31, 2017

Type	Date	Num	Name	Memo	Split	Debit	Credit	Balance
Bill	06/10/2017	170613	Ron Comingdeer & ...		923.46 · Outsi...		2,083.00	-985,785.26
Bill	06/12/2017	10089...	Clearwater Enterpris...	Financial Mon...	804.46 · City G...		7,815.88	-993,601.14
Bill	06/12/2017	170616	F & M Bank	Loan 9995000	-SPLIT-		630.87	-994,232.01
Bill	06/12/2017	33037...	Pitney Bowes	Account # 00...	931 · Rents		634.38	-994,866.39
Bill	06/12/2017	170619	SoCal Gas	Account # 10...	6230 · Utilities		0.96	-994,867.35
Bill	06/12/2017	833 1...	Unifirst Holdings, In...		923.46 · Outsi...		19.93	-994,887.28
Bill	06/12/2017	825 1...	Unifirst Holdings, In...		923.46 · Outsi...		32.70	-994,919.98
Bill	06/12/2017	100275	Cart Farm & Home ...		874.46 · Mains...		42.90	-994,962.88
Bill	06/12/2017	16078...	Incorp		6410 · Lic, per...		712.00	-995,674.88
Bill Pmt -CCard	06/12/2017		Incorp		2282 · Thomas...	712.00		-994,962.88
Bill Pmt -Check	06/13/2017	Transfer	PayChex		1107 · Checkin...	41,856.12		-953,106.76
Bill	06/13/2017	20170...	PayChex		-SPLIT-		33,570.45	-986,677.21
Bill	06/13/2017	17050...	Enbridge/Spectra E...	Account # 29...	804.15 · City G...		1,675.04	-988,352.25
Bill	06/13/2017	170614	Southern California ...	Customer acc...	6230 · Utilities		319.72	-988,671.97
Bill	06/13/2017	170616	Windstream	Account # 04...	921.46 · Office...		322.51	-988,994.48
Bill	06/13/2017	14545...	United Rentals, Inc.	Customer: 13...	887.46 · Maint...		2,811.84	-991,806.32
Bill	06/13/2017	85317	Dixon Kirchoff, Inc	Customer # 0...	1308 · Engine ...		37.35	-991,843.67
Bill	06/13/2017	85423	Dixon Kirchoff, Inc	Customer # 0...	1308 · Engine ...		22.27	-991,865.94
Bill	06/13/2017	827 0...	Unifirst Holdings, In...		923.46 · Outsi...		32.70	-991,898.64
Bill Pmt -Check	06/14/2017	Transfer	PayChex		1107 · Checkin...	33,570.45		-958,328.19
Bill	06/14/2017	133	Petrol Energy, LLC		-SPLIT-		33,949.00	-992,277.19
Bill	06/14/2017	10089...	Clearwater Enterpris...	Financial Mon...	804.46 · City G...		38,807.38	-1,031,084.57
Bill	06/14/2017	170616	Mesa Consolidated ...	Acc # 045127...	6230 · Utilities		52.60	-1,031,137.17
Bill	06/14/2017	507	RAGZ Roll Offs & H...		887.46 · Maint...		2,100.00	-1,033,237.17
Bill	06/14/2017	170620	Ally	024922596418	-SPLIT-		624.64	-1,033,861.81
Bill	06/14/2017	170619	AFCO	Account # 03-...	-SPLIT-		862.45	-1,034,724.26
Bill	06/14/2017	162886	Farris Bobango Bra...		923.16 · Outsi...		1,500.00	-1,036,224.26
Bill	06/14/2017	17061...	Oklahoma Natural G...	Account # 21...	804.46 · City G...		131.10	-1,036,355.36
Bill	06/14/2017	17061...	Oklahoma Natural G...	Account # 21...	804.46 · City G...		154.70	-1,036,510.06
Bill	06/14/2017	17061...	Oklahoma Natural G...	Account # 21...	804.46 · City G...		117.08	-1,036,627.14
Bill	06/14/2017	17061...	Oklahoma Natural G...	Account # 21...	804.46 · City G...		1,236.15	-1,037,863.29
Bill	06/14/2017	17062...	Oklahoma Natural G...	Account # 21...	804.46 · City G...		451.89	-1,038,315.18
Bill	06/14/2017	17061...	Oklahoma Natural G...	Account # 21...	804.46 · City G...		547.35	-1,038,862.53
Bill	06/14/2017	17061...	Oklahoma Natural G...	Account # 21...	804.46 · City G...		400.62	-1,039,263.15
Bill	06/14/2017	85498	Dixon Kirchoff, Inc	Customer # 0...	1308 · Engine ...		36.08	-1,039,299.23
Bill	06/14/2017	825 1...	Unifirst Holdings, In...		923.46 · Outsi...		198.84	-1,039,498.07
Bill	06/15/2017	10879...	EGW Utilities, Inc.	Customer ID ...	887.28 · Maint...		1,215.61	-1,040,713.68
Bill	06/15/2017	170615	Sooner Services & ...		932 · Maintena...		625.00	-1,041,338.68
Bill	06/15/2017	170620	Cotton Electric Coop...	Acc # 270660...	903.46 · Custo...		89.38	-1,041,428.06
Bill	06/15/2017	10609	Hull Brothers, Inc.	TX-A Phase 1	887.28 · Maint...		10,000.00	-1,051,428.06
Bill	06/15/2017	824 1...	Unifirst Holdings, In...		923.46 · Outsi...		71.97	-1,051,500.03
Bill	06/15/2017	170619	Guardian	Group ID: 00 ...	924 · Insurance		314.68	-1,051,814.71
Bill	06/15/2017	98205	Hudson Equipment		1308 · Engine ...		88.70	-1,051,903.41
Bill	06/15/2017	85576	Dixon Kirchoff, Inc	Customer # 0...	1308 · Engine ...		37.87	-1,051,941.28
Bill	06/15/2017	C0043...	United Healthcare	Customer # 4...	926 · Employe...		7,419.31	-1,059,360.59
Bill	06/15/2017	14746...	United Rentals, Inc.	Customer: 13...	887.46 · Maint...		877.92	-1,060,238.51
Bill	06/15/2017	14746...	United Rentals, Inc.	Customer: 13...	887.46 · Maint...		566.66	-1,060,805.17
Bill Pmt -Check	06/16/2017	6379	Bell Engineering		1107 · Checkin...	25,000.00		-1,035,805.17
Bill Pmt -Check	06/16/2017	6380	EGW Utilities, Inc.		1107 · Checkin...	77,575.61		-958,229.56

Navitas Utility Corporation
General Ledger
As of December 31, 2017

Type	Date	Num	Name	Memo	Split	Debit	Credit	Balance
Bill Pmt -Check	06/16/2017	6381	Hull Brothers, Inc.		1107 · Checkin...	15,497.17		-942,732.39
Bill Pmt -Check	06/16/2017	6382	Ally	024924239093	1107 · Checkin...	602.92		-942,129.47
Bill Pmt -Check	06/16/2017	6383	Clearwater Enterpris...	Financial Mon...	1107 · Checkin...	32,207.90		-909,921.57
Bill	06/16/2017	07438...	County of Orange	0743880	6410 · Lic, per...		143.48	-910,065.05
Bill	06/16/2017	S1710...	Equipment Controls ...	Customer # 1...	1607 · Meters ...		859.29	-910,924.34
Bill	06/16/2017	20063...	Kentucky Undergrou...	Customer ID: ...	925 · I/D - Safe...		8.00	-910,932.34
Bill	06/16/2017	131403	Delgasco, Inc.	Account # 16...	804.16 · City G...		6,748.39	-917,680.73
Bill	06/16/2017	170619	Klint Alexander	May 2017	-SPLIT-		1,059.67	-918,740.40
Bill	06/16/2017	40008...	Cintas Corporation #...	Acct # 35084	923.16 · Outsi...		25.00	-918,765.40
Bill	06/16/2017	170706	Haskell County Wat...	Acc # 10-1240	903.46 · Custo...		18.00	-918,783.40
Bill	06/18/2017	97877...	Verizon Wireless	Account # 87...	921.16 · Office...		738.11	-919,521.51
Bill	06/19/2017	10881...	EGW Utilities, Inc.	Customer ID ...	1302 · Certifie...		638.87	-920,160.38
Bill	06/19/2017	0244-...	O'Reilly Auto Parts		1308 · Engine ...		90.38	-920,250.76
Bill	06/19/2017	HC11...	H & C Services and ...		-SPLIT-		371.65	-920,622.41
Bill	06/19/2017	26341	Keystone-Beard Eq...		1302 · Certifie...		204.61	-920,827.02
Bill	06/19/2017	170622	5100 John Guest		926 · Employe...		249.53	-921,076.55
Bill	06/19/2017	85923	Dixon Kirchoff, Inc	Customer # 0...	1308 · Engine ...		6.61	-921,083.16
Bill	06/19/2017	11073...	Isco Industries, LLC		-SPLIT-		1,467.89	-922,551.05
Bill	06/19/2017	14765...	United Rentals, Inc.	Customer: 13...	887.46 · Maint...		46.69	-922,597.74
Bill	06/19/2017	833 1...	Unifirst Holdings, In...		923.46 · Outsi...		19.93	-922,617.67
Bill	06/19/2017	825 1...	Unifirst Holdings, In...		923.46 · Outsi...		32.70	-922,650.37
Bill	06/19/2017	76433...	Quill	Account # C2...	921.16 · Office...		232.14	-922,882.51
Bill	06/20/2017	10881...	EGW Utilities, Inc.	Customer ID ...	-SPLIT-		481.04	-923,363.55
Bill	06/20/2017	98525	Hudson Equipment		874.46 · Mains...		7.65	-923,371.20
Bill	06/20/2017	126514	England Ford Inc	Cust # 1024	874.46 · Mains...		83.85	-923,455.05
Bill	06/20/2017	00438...	United Healthcare	Customer # 5...	926 · Employe...		27,843.60	-951,298.65
Bill	06/20/2017	170623	Pioneer Telephone ...	Account # PT...	921.46 · Office...		105.18	-951,403.83
Bill	06/20/2017	827 0...	Unifirst Holdings, In...		923.46 · Outsi...		32.70	-951,436.53
Bill	06/20/2017	01977...	US Cellular	Account # 84...	921.46 · Office...		405.55	-951,842.08
Bill	06/20/2017	170706	Town of Eakly	Account # 1019	6230 · Utilities		23.27	-951,865.35
Bill	06/20/2017	170706	Town of Eakly	Account # 888	6230 · Utilities		147.43	-952,012.78
Bill	06/21/2017	HC11...	H & C Services and ...		874.46 · Mains...		23.49	-952,036.27
Bill	06/21/2017	170626	Public Service Co.	Account # 95...	903.46 · Custo...		37.71	-952,073.98
Bill	06/21/2017	170626	Public Service Co.	Account # 95...	903.46 · Custo...		135.16	-952,209.14
Bill	06/21/2017	170626	Oklahoma Natural G...	Acc # 212809...	903.46 · Custo...		21.32	-952,230.46
Bill	06/21/2017	825 1...	Unifirst Holdings, In...		923.46 · Outsi...		173.19	-952,403.65
Bill	06/21/2017	33038...	Pitney Bowes	Account # 00...	931 · Rents		20.75	-952,424.40
Bill Pmt -Check	06/22/2017	6384	Ally	024923459722	1107 · Checkin...	645.10		-951,779.30
Bill Pmt -Check	06/22/2017	6385	AT&T Mobility	287021588346	1107 · Checkin...	613.25		-951,166.05
Bill Pmt -Check	06/22/2017	6386	Clearwater Enterpris...	Financial Mon...	1107 · Checkin...	50,000.00		-901,166.05
Bill Pmt -Check	06/22/2017	6387	Cotton Electric Coop...	Acc # 270660...	1107 · Checkin...	89.38		-901,076.67
Bill Pmt -Check	06/22/2017	6388	Hull Brothers, Inc.	TX-A Phase 1	1107 · Checkin...	10,000.00		-891,076.67
Bill Pmt -Check	06/22/2017	6389	Motley Gin, Inc.	Account ID: N...	1107 · Checkin...	269.00		-890,807.67
Bill Pmt -Check	06/22/2017	6390	Petrol Energy, LLC		1107 · Checkin...	38,025.53		-852,782.14
Bill Pmt -Check	06/22/2017	6391	Pipeline Regulatory ...		1107 · Checkin...	4,800.00		-847,982.14
Bill Pmt -Check	06/22/2017	6392	R & R Water /Culligan	Account # 2279	1107 · Checkin...	45.58		-847,936.56
Bill Pmt -Check	06/22/2017	6393	SoCal Gas	Account # 10...	1107 · Checkin...	0.96		-847,935.60
Bill Pmt -Check	06/22/2017	6394	Southern California ...	Customer acc...	1107 · Checkin...	319.72		-847,615.88
Bill Pmt -Check	06/22/2017	6395	Enbridge/Spectra E...	Account # 29...	1107 · Checkin...	1,675.04		-845,940.84

Navitas Utility Corporation
General Ledger
As of December 31, 2017

Type	Date	Num	Name	Memo	Split	Debit	Credit	Balance
Bill Pmt -Check	06/22/2017	6396	Windstream	Account # 04...	1107 · Checkin...	322.51		-845,618.33
Check	06/22/2017	6397	NALLC - gas facilities		1107 · Checkin...	5,000.00		-840,618.33
Bill	06/22/2017	HC11...	H & C Services and ...		874.46 · Mains...		313.71	-840,932.04
Bill	06/22/2017	824 1...	Unifirst Holdings, In...		923.46 · Outsi...		71.97	-841,004.01
Bill	06/22/2017	17-06-...	Oklahoma Press Se...		925 · I/D - Safe...		7,454.25	-848,458.26
Bill	06/22/2017	2017-...	Advanced Professio...		925 · I/D - Safe...		25.00	-848,483.26
Bill	06/22/2017	170629	Ally	024921495072	-SPLIT-		593.55	-849,076.81
Bill	06/23/2017	20170...	PayChex		-SPLIT-		41,347.24	-890,424.05
Bill	06/23/2017	27113...	CenterPoint Energy ...	Customer ID: ...	-SPLIT-		628.07	-891,052.12
Bill	06/23/2017	170629	Harmon Electric Ass...	Account # 50...	903.46 · Custo...		159.77	-891,211.89
Bill	06/23/2017	40009...	Cintas Corporation #...	Acct # 35084	923.16 · Outsi...		25.00	-891,236.89
Bill	06/23/2017	170623	5100 John Gorman	Lynn Bates	926 · Employe...		100.00	-891,336.89
Bill	06/23/2017	170629	Public Service Co.	Account # 95...	903.46 · Custo...		121.13	-891,458.02
Bill	06/23/2017	170623	Nimnicht Chevrolet ...	2017 Chevy S...	-SPLIT-	0.00		-891,458.02
Bill	06/23/2017	1707	Quinton Parts Supply		874.46 · Mains...		18.51	-891,476.53
Bill	06/23/2017	1711	Quinton Parts Supply		874.46 · Mains...		39.75	-891,516.28
Bill	06/25/2017	997833	Aflac	Accout #: FG...	926 · Employe...		153.12	-891,669.40
Bill	06/26/2017	163062	Farris Bobango Bra...		923.16 · Outsi...		1,500.00	-893,169.40
Bill	06/26/2017	170706	Bank 7	Loan 1010669	427 · Interest ...		2,688.56	-895,857.96
Bill	06/26/2017	170706	Ally	024924239093	-SPLIT-		602.92	-896,460.88
Bill	06/26/2017	36636...	Terminix Processing...	Cust # 7479088	932 · Maintena...		55.00	-896,515.88
Bill	06/26/2017	D17.6...	Tennessee Press S...		925 · I/D - Safe...		687.06	-897,202.94
Bill	06/26/2017	833 1...	Unifirst Holdings, In...		923.46 · Outsi...		19.93	-897,222.87
Bill	06/26/2017	825 1...	Unifirst Holdings, In...		923.46 · Outsi...		32.70	-897,255.57
Bill Pmt -Check	06/27/2017	Transfer	PayChex		1107 · Checkin...	41,347.24		-855,908.33
Bill Pmt -Check	06/27/2017	Transfer	United Healthcare	Customer # 4...	1107 · Checkin...	8,469.75		-847,438.58
Bill Pmt -Check	06/27/2017	Transfer	United Healthcare	Customer # 5...	1107 · Checkin...	27,843.60		-819,594.98
Bill	06/27/2017	31741...	DirecTV	Account # 03...	6120 · Comm ...		124.98	-819,719.96
Bill	06/27/2017	827 0...	Unifirst Holdings, In...		923.46 · Outsi...		32.70	-819,752.66
Bill	06/28/2017	20170...	PayChex		-SPLIT-		37,136.04	-856,888.70
Bill	06/28/2017	14612...	United Rentals, Inc.	Customer: 13...	887.46 · Maint...		922.56	-857,811.26
Bill	06/28/2017	31749...	DirecTV	Account # 08...	6120 · Comm ...		27.99	-857,839.25
Bill	06/28/2017	170713	Southwestern Sport...		-SPLIT-		60.00	-857,899.25
Bill	06/28/2017	825 1...	Unifirst Holdings, In...		923.46 · Outsi...		173.19	-858,072.44
Bill Pmt -Check	06/29/2017	Transfer	PayChex		1107 · Checkin...	37,136.04		-820,936.40
Bill	06/29/2017	1763	Russmar Utility Man...		887.15 · Maint...		1,000.00	-821,936.40
Bill	06/29/2017	824 1...	Unifirst Holdings, In...		923.46 · Outsi...		71.97	-822,008.37
Bill	06/29/2017	11073...	Isco Industries, LLC		-SPLIT-		3,287.43	-825,295.80
Bill	06/29/2017	14588...	United Rentals, Inc.	Customer: 13...	887.46 · Maint...		3,395.04	-828,690.84
Bill Pmt -Check	06/30/2017	6466	Equipment Controls ...	Customer # 1...	1107 · Checkin...	9,424.44		-819,266.40
Bill Pmt -Check	06/30/2017	6398	Clearwater Enterpris...	Financial Mon...	1107 · Checkin...	50,000.00		-769,266.40
Bill	06/30/2017	1706N...	Navitas 1, LLC		1499 · Contrac...		10,080.00	-779,346.40
Bill	06/30/2017	10885...	EGW Utilities, Inc.	Customer ID ...	874.46 · Mains...		196.10	-779,542.50
Bill	06/30/2017	S0622...	E & S Oil Company		921.46 · Office...		9.00	-779,551.50
Bill	06/30/2017	10617	Hull Brothers, Inc.	Pizza King - A...	887.15 · Maint...		747.50	-780,299.00
Bill	06/30/2017	10608	Hull Brothers, Inc.		887.16 · Maint...		262.50	-780,561.50
Bill	06/30/2017	170706	Stephens Co. Rural ...	Account A-04...	903.46 · Custo...		35.00	-780,596.50
Bill	06/30/2017	170706	Farmers Coop	Account # 353	-SPLIT-		2,548.43	-783,144.93
Bill	06/30/2017	126734	England Ford Inc	Cust # 1024	-SPLIT-		60.26	-783,205.19

Navitas Utility Corporation
General Ledger
As of December 31, 2017

Type	Date	Num	Name	Memo	Split	Debit	Credit	Balance
Bill	06/30/2017	170706	CKenergy Electric C...	Account: 592...	6230 · Utilities		339.00	-783,544.19
Bill	06/30/2017	170706	CKenergy Electric C...	Account: 592...	6230 · Utilities		236.00	-783,780.19
Bill	06/30/2017	160701	IPFS Corporation		-SPLIT-	0.00		-783,780.19
Bill	06/30/2017	170706	IPFS Corporation		-SPLIT-		5,970.99	-789,751.18
Bill	06/30/2017	170707	R & R Water /Culligan	Account # 2279	6230 · Utilities		67.84	-789,819.02
Bill	06/30/2017	1706-...	Battery Backup Pow...	June	6120 · Comm ...		490.23	-790,309.25
Bill	06/30/2017	56	TDH Construction		-SPLIT-		1,380.00	-791,689.25
Bill	06/30/2017	40009...	Cintas Corporation #...	Acct # 35084	923.16 · Outsi...		25.00	-791,714.25
Bill	06/30/2017	33039...	Pitney Bowes	Account # 00...	931 · Rents		220.29	-791,934.54
Bill	06/30/2017	5260	B & B Meter Service		1607 · Meters ...		1,546.32	-793,480.86
Bill	06/30/2017	99460...	Airgas, Inc.		931 · Rents		53.19	-793,534.05
Bill	06/30/2017	52366...	Western Exterminat...	Cust # 15043...	932 · Maintena...		72.00	-793,606.05
Bill	06/30/2017	297	B & W Pipeline	June Transport	804.15 · City G...		13,897.67	-807,503.72
Bill	06/30/2017	298	B & W Pipeline	June Transport	804.15 · City G...		65.44	-807,569.16
Bill	06/30/2017	27	Sparta Energy	June Producti...	804.15 · City G...		9,783.02	-817,352.18
Bill	06/30/2017	1706N...	NALLC - gas facilities		851.46 · Sys C...		3,681.72	-821,033.90
Bill	07/01/2017	170701	5100 Sue Yearwood		926 · Employe...		673.22	-821,707.12
Bill	07/01/2017	20480...	Sonitrol Orange Cou...	Customer # 3...	932 · Maintena...		131.35	-821,838.47
Bill	07/01/2017	170629	Access Cable Televi...	Acct # 09-003...	921.16 · Office...		144.22	-821,982.69
Bill	07/01/2017		Opal Leach		931 · Rents		250.00	-822,232.69
Bill	07/01/2017		Volunteer Trenching		874.16 · Mains...		250.00	-822,482.69
Bill	07/01/2017	1707N...	Navitas Communica...		435 · Extraordi...		2,000.00	-824,482.69
Bill	07/01/2017	170706	Ochelata Utility Auth...	Account 1129	903.46 · Custo...		138.85	-824,621.54
Bill	07/01/2017	170706	Velma Public Works...		903.46 · Custo...		100.00	-824,721.54
Bill	07/01/2017	10181...	X Stream Services	Account 0023...	6120 · Comm ...		385.64	-825,107.18
Bill	07/01/2017	170706	Monday's Stop N Sh...		921.46 · Office...		1,530.68	-826,637.86
Bill	07/01/2017	1436	Full Spectrum Servi...		932 · Maintena...		175.00	-826,812.86
Bill	07/01/2017	170706	American Interstate ...	Policy AVWC...	924 · Insurance		1,873.39	-828,686.25
Bill	07/01/2017	170707	Time Warner Cable	Account # 84...	6120 · Comm ...		290.40	-828,976.65
Bill	07/01/2017	170710	Time Warner Cable	Account # 84...	6120 · Comm ...		709.70	-829,686.35
Bill	07/01/2017	170707	Totah Communicati...	account # 7460	921.46 · Office...		289.99	-829,976.34
Bill	07/01/2017	GS-49...	Servicestar	Customer # 2...	851.46 · Sys C...		49.17	-830,025.51
Bill	07/01/2017	170710	Red River Valley Ru...	Account # 19...	855.46 · Other ...		37.56	-830,063.07
Bill	07/01/2017	170710	Motley Gin, Inc.	Account ID: N...	921.46 · Office...		461.07	-830,524.14
Bill	07/01/2017	170710	Jellico Electric & Wa...	Account # 00...	903.16 · Custo...		85.19	-830,609.33
Credit	07/01/2017	170701	TDH Construction	Peter's Custo...	6140 · Office c...	405.12		-830,204.21
Bill	07/01/2017	86650	Dixon Kirchoff, Inc	Customer # 0...	1308 · Engine ...		390.05	-830,594.26
Bill	07/01/2017	86727	Dixon Kirchoff, Inc	Customer # 0...	1308 · Engine ...		58.63	-830,652.89
Bill	07/01/2017	30358	Professional Collecti...		-SPLIT-		130.00	-830,782.89
Bill	07/01/2017	07F00...	ReadyRefresh	Account # 00...	6230 · Utilities		88.18	-830,871.07
Bill	07/01/2017	99355	Hudson Equipment		874.46 · Mains...		16.41	-830,887.48
Bill	07/01/2017	17-520	DeBritton Aviation Ltd.		6241 · Contrac...		1,500.00	-832,387.48
Bill	07/03/2017		Legacy Bank		6320 · Bank fees		75.00	-832,462.48
Bill	07/03/2017		Streetmaster, LLC		920 · Administr...		1,250.00	-833,712.48
Bill	07/03/2017	118	Steve Jolley		874.15 · Mains...		2,500.00	-836,212.48
Bill	07/03/2017	170706	Oklahoma Tax Com...		6410 · Lic, per...		10.00	-836,222.48
Bill	07/03/2017	126753	England Ford Inc	Cust # 1024	874.46 · Mains...		165.59	-836,388.07
Bill	07/03/2017	170710	Ally	024923459722	-SPLIT-		645.10	-837,033.17
Bill	07/03/2017	170713	First Volunteer Bank		6320 · Bank fees		17.00	-837,050.17

Navitas Utility Corporation
General Ledger
As of December 31, 2017

Type	Date	Num	Name	Memo	Split	Debit	Credit	Balance
Bill	07/03/2017	26016	Tennessee One-Call...	MBR CODE: ...	925 · I/D - Safe...		450.00	-837,500.17
Bill	07/03/2017	170718	Purchase Power	Acct # 8000-9...	6130 · Postage		555.38	-838,055.55
Bill	07/03/2017	833 1...	Unifirst Holdings, In...		923.46 · Outsi...		19.93	-838,075.48
Bill	07/03/2017	825 1...	Unifirst Holdings, In...		923.46 · Outsi...		32.70	-838,108.18
Bill	07/04/2017	827 0...	Unifirst Holdings, In...		923.46 · Outsi...		32.70	-838,140.88
Bill	07/05/2017	TR-53...	Enable Gas Transmi...	Account # 26...	804.46 · City G...		1,913.64	-840,054.52
Bill	07/05/2017	0219-...	O'Reilly Auto Parts		874.46 · Mains...		102.24	-840,156.76
Bill	07/05/2017	170706	Pioneer Cellular - us...	Account # CN...	921.46 · Office...		92.64	-840,249.40
Bill	07/05/2017	170707	The Town of Grace...		903.46 · Custo...		75.00	-840,324.40
Bill	07/05/2017	170711	CenterPoint Energy	7257756-2	804.46 · City G...		71.25	-840,395.65
Bill	07/05/2017	825 1...	Unifirst Holdings, In...		923.46 · Outsi...		173.19	-840,568.84
Bill Pmt -Check	07/06/2017	6399	Navitas Communica...		1107 · Checkin...	2,000.00		-838,568.84
Bill Pmt -Check	07/06/2017	6400	Steve Jolley		1107 · Checkin...	2,500.00		-836,068.84
Bill	07/06/2017	1470	Mountain Valley Sup...		874.16 · Mains...		2,285.10	-838,353.94
Bill	07/06/2017	170706	TDH Construction	Line X	874.46 · Mains...		500.00	-838,853.94
Bill Pmt -Check	07/06/2017	6401	5100 John Gorman	Lynn Bates	1107 · Checkin...	100.00		-838,753.94
Bill Pmt -Check	07/06/2017	6402	5100 John Guest		1107 · Checkin...	249.53		-838,504.41
Bill Pmt -Check	07/06/2017	6403	5100 Sue Yearwood		1107 · Checkin...	673.22		-837,831.19
Bill Pmt -Check	07/06/2017	6404	Access Cable Televi...	Acct # 09-003...	1107 · Checkin...	144.22		-837,686.97
Bill Pmt -Check	07/06/2017	6405	Advanced Professio...		1107 · Checkin...	25.00		-837,661.97
Bill Pmt -Check	07/06/2017	6406	AFCO	04-98926209-...	1107 · Checkin...	862.45		-836,799.52
Bill Pmt -Check	07/06/2017	6407	Aflac	Accout #: FG...	1107 · Checkin...	153.12		-836,646.40
Bill Pmt -Check	07/06/2017	6408	Airgas, Inc.		1107 · Checkin...	54.30		-836,592.10
Bill Pmt -Check	07/06/2017	6409	Ally	024922596418	1107 · Checkin...	624.64		-835,967.46
Bill Pmt -Check	07/06/2017	6410	American Interstate ...	Policy AVWC...	1107 · Checkin...	1,873.39		-834,094.07
Bill Pmt -Check	07/06/2017	6411	Cart Farm & Home ...		1107 · Checkin...	81.89		-834,012.18
Bill Pmt -Check	07/06/2017	6412	CenterPoint Energy ...	Customer ID: ...	1107 · Checkin...	628.07		-833,384.11
Bill Pmt -Check	07/06/2017	6413	Cintas Corporation #...		1107 · Checkin...	100.00		-833,284.11
Bill Pmt -Check	07/06/2017	6414	CKenergy Electric C...		1107 · Checkin...	575.00		-832,709.11
Bill Pmt -Check	07/06/2017	6415	County of Orange	0743880	1107 · Checkin...	143.48		-832,565.63
Bill Pmt -Check	07/06/2017	6416	DirecTV	Account # 03...	1107 · Checkin...	124.98		-832,440.65
Bill Pmt -Check	07/06/2017	6417	Dixon Kirchoff, Inc		1107 · Checkin...	1,490.54		-830,950.11
Bill Pmt -Check	07/06/2017	6418	E & S Oil Company		1107 · Checkin...	9.00		-830,941.11
Bill Pmt -Check	07/06/2017	6419	Enable Gas Transmi...	Account # 26...	1107 · Checkin...	1,877.85		-829,063.26
Bill Pmt -Check	07/06/2017	6420	F & M Bank	Loan 9995000	1107 · Checkin...	630.87		-828,432.39
Bill Pmt -Check	07/06/2017	6421	Farmers Coop	Account # 353	1107 · Checkin...	2,548.43		-825,883.96
Bill Pmt -Check	07/06/2017	6422	Full Spectrum Servi...		1107 · Checkin...	350.00		-825,533.96
Bill Pmt -Check	07/06/2017	6423	Guardian	Group ID: 00 ...	1107 · Checkin...	314.68		-825,219.28
Bill Pmt -Check	07/06/2017	6424	H & C Services and ...		1107 · Checkin...	708.85		-824,510.43
Bill Pmt -Check	07/06/2017	6425	Harmon Electric Ass...	Account # 50...	1107 · Checkin...	159.77		-824,350.66
Bill Pmt -Check	07/06/2017	6426	Haskell County Wat...	Acc # 10-1240	1107 · Checkin...	18.00		-824,332.66
Bill Pmt -Check	07/06/2017	6427	Hudson Equipment		1107 · Checkin...	252.91		-824,079.75
Bill Pmt -Check	07/06/2017	6428	Hull Brothers, Inc.		1107 · Checkin...	2,551.75		-821,528.00
Bill Pmt -Check	07/06/2017	6429	IPFS Corporation		1107 · Checkin...	5,970.99		-815,557.01
Bill Pmt -Check	07/06/2017	6430	Jim Hinds Sanitation...		1107 · Checkin...	1,100.00		-814,457.01
Bill Pmt -Check	07/06/2017	6431	Kentucky Undergrou...	Customer ID: ...	1107 · Checkin...	8.00		-814,449.01
Bill Pmt -Check	07/06/2017	6432	Keystone-Beard Eq...		1107 · Checkin...	288.41		-814,160.60
Bill Pmt -Check	07/06/2017	6433	Legacy Bank		1107 · Checkin...	75.00		-814,085.60
Bill Pmt -Check	07/06/2017	6434	Mesa Consolidated ...	Acc # 045127...	1107 · Checkin...	52.60		-814,033.00

Navitas Utility Corporation
General Ledger
As of December 31, 2017

Type	Date	Num	Name	Memo	Split	Debit	Credit	Balance
Bill Pmt -Check	07/06/2017	6435	Midwest Decals, LLC		1107 · Checkin...	487.44		-813,545.56
Bill Pmt -Check	07/06/2017	6436	Monday's Stop N Sh...		1107 · Checkin...	1,541.49		-812,004.07
Bill Pmt -Check	07/06/2017	6437	Northfork Electric C...	Acct # 12975	1107 · Checkin...	33.66		-811,970.41
Bill Pmt -Check	07/06/2017	6438	O'Reilly Auto Parts		1107 · Checkin...	192.62		-811,777.79
Bill Pmt -Check	07/06/2017	6439	Ochelata Utility Auth...	Account 1129	1107 · Checkin...	138.85		-811,638.94
Bill Pmt -Check	07/06/2017	6440	Oklahoma Natural G...		1107 · Checkin...	3,060.21		-808,578.73
Bill Pmt -Check	07/06/2017	6441	Oklahoma Tax Com...		1107 · Checkin...	10.00		-808,568.73
Bill Pmt -Check	07/06/2017	6442	Opal Leach		1107 · Checkin...	250.00		-808,318.73
Bill Pmt -Check	07/06/2017	6443	Pioneer Cellular - us...	Account # CN...	1107 · Checkin...	92.64		-808,226.09
Bill Pmt -Check	07/06/2017	6444	Pioneer Telephone ...	Account # PT...	1107 · Checkin...	105.18		-808,120.91
Bill Pmt -Check	07/06/2017	6445	Pitney Bowes		1107 · Checkin...	697.70		-807,423.21
Bill Pmt -Check	07/06/2017	6446	Professional Collecti...		1107 · Checkin...	65.00		-807,358.21
Bill Pmt -Check	07/06/2017	6447	Public Service Co.		1107 · Checkin...	320.43		-807,037.78
Bill Pmt -Check	07/06/2017	6448	Purchase Power	Acct # 8000-9...	1107 · Checkin...	500.00		-806,537.78
Bill Pmt -Check	07/06/2017	6449	Quill		1107 · Checkin...	411.88		-806,125.90
Bill Pmt -Check	07/06/2017	6450	Quinton Parts Supply		1107 · Checkin...	136.07		-805,989.83
Bill Pmt -Check	07/06/2017	6451	Russmar Utility Man...		1107 · Checkin...	1,000.00		-804,989.83
Bill Pmt -Check	07/06/2017	6452	Sonitrol Orange Cou...	Customer # 3...	1107 · Checkin...	131.35		-804,858.48
Bill Pmt -Check	07/06/2017	6453	Sooner Services & ...		1107 · Checkin...	625.00		-804,233.48
Bill Pmt -Check	07/06/2017	6454	Stephens Co. Rural ...	Account A-04...	1107 · Checkin...	35.00		-804,198.48
Bill Pmt -Check	07/06/2017	6455	Tennessee Gas Ass...		1107 · Checkin...	500.00		-803,698.48
Bill Pmt -Check	07/06/2017	6456	Town of Eakly		1107 · Checkin...	170.70		-803,527.78
Bill Pmt -Check	07/06/2017	6457	United Rentals, Inc.	Customer: 13...	1107 · Checkin...	3,754.54		-799,773.24
Bill Pmt -Check	07/06/2017	6458	US Cellular	Account # 84...	1107 · Checkin...	405.55		-799,367.69
Bill Pmt -Check	07/06/2017	6459	Velma Public Works...		1107 · Checkin...	100.00		-799,267.69
Bill Pmt -Check	07/06/2017	6460	Verizon Wireless	Account # 87...	1107 · Checkin...	738.11		-798,529.58
Bill Pmt -Check	07/06/2017	6461	Volunteer Trenching		1107 · Checkin...	250.00		-798,279.58
Bill Pmt -Check	07/06/2017	6462	Western Exterminat...	Cust # 15043...	1107 · Checkin...	72.00		-798,207.58
Bill Pmt -Check	07/06/2017	6463	X Stream Services	0013081	1107 · Checkin...	385.64		-797,821.94
Bill Pmt -Check	07/06/2017	6464	DirecTV	Account # 08...	1107 · Checkin...	27.99		-797,793.95
Bill Pmt -Check	07/06/2017	6465	Pitney Bowes	Account # 00...	1107 · Checkin...	20.75		-797,773.20
Bill	07/06/2017	824 1...	Unifirst Holdings, In...		923.46 · Outsi...		71.97	-797,845.17
Bill	07/06/2017	170713	Northfork Electric C...	Acct # 12975	903.46 · Custo...		47.56	-797,892.73
Bill	07/06/2017	99775	Hudson Equipment		874.46 · Mains...		23.39	-797,916.12
Bill Pmt -Check	07/07/2017	6467	Unifirst Holdings, In...		1107 · Checkin...	106.59		-797,809.53
Bill Pmt -Check	07/07/2017	6468	Clearwater Enterpris...	Financial Mon...	1107 · Checkin...	49,053.88		-748,755.65
Bill	07/07/2017	20170...	PayChex		-SPLIT-		54,521.24	-803,276.89
Bill	07/07/2017	07170...	Natural Gas Pipeline...	Acct # 5319 / ...	804.46 · City G...		494.70	-803,771.59
Bill	07/07/2017	70-TN...	Southern Star Centr...		804.46 · City G...		10,221.67	-813,993.26
Bill	07/07/2017	126836	England Ford Inc	Cust # 1024	874.46 · Mains...		101.57	-814,094.83
Bill	07/07/2017	0219-...	O'Reilly Auto Parts		874.46 · Mains...		79.30	-814,174.13
Bill	07/07/2017	40010...	Cintas Corporation #...	Acct # 35084	923.16 · Outsi...		25.00	-814,199.13
Bill	07/07/2017	99795	Hudson Equipment		874.46 · Mains...		13.12	-814,212.25
Bill	07/09/2017	135	Petrol Energy, LLC		-SPLIT-		18,352.89	-832,565.14
Bill	07/09/2017	07092...	AT&T Mobility	Account # 28...	921.46 · Office...		627.43	-833,192.57
Bill Pmt -Check	07/10/2017	6469	Navitas 1, LLC		1107 · Checkin...	9,080.00		-824,112.57
Bill	07/10/2017	170713	Ron Comingdeer & ...		923.46 · Outsi...		2,083.00	-826,195.57
Bill	07/10/2017	170717	Public Service Co.	Account # 95...	903.46 · Custo...		7.30	-826,202.87
Bill	07/10/2017	833 1...	Unifirst Holdings, In...		923.46 · Outsi...		19.93	-826,222.80

Navitas Utility Corporation
General Ledger
As of December 31, 2017

Type	Date	Num	Name	Memo	Split	Debit	Credit	Balance
Bill	07/10/2017	825 1...	Unifirst Holdings, In...		923.46 · Outsi...		32.70	-826,255.50
Bill Pmt -Check	07/11/2017	Transfer	PayChex		1107 · Checkin...	54,521.24		-771,734.26
Bill	07/11/2017	14588...	United Rentals, Inc.	Customer: 13...	887.46 · Maint...		41.49	-771,775.75
Bill	07/11/2017	170718	Public Service Co.	Account # 95...	903.46 · Custo...		53.18	-771,828.93
Bill	07/11/2017	88399	Dixon Kirchoff, Inc	Customer # 0...	1308 · Engine ...		31.85	-771,860.78
Bill	07/11/2017	827 0...	Unifirst Holdings, In...		923.46 · Outsi...		32.70	-771,893.48
Bill	07/11/2017	100054	Hudson Equipment		874.46 · Mains...		14.21	-771,907.69
Bill	07/11/2017	100055	Hudson Equipment		874.46 · Mains...		5.67	-771,913.36
Bill	07/12/2017	TR-57...	Enable Oklahoma In...	Account # 26...	804.46 · City G...		1,271.00	-773,184.36
Bill	07/12/2017	TR-57...	Enable Oklahoma In...	Account # 26...	804.46 · City G...		988.00	-774,172.36
Bill	07/12/2017	170713	A New Energy LLC	June Expense	923.46 · Outsi...		47.25	-774,219.61
Bill	07/12/2017	170718	IPFS Corporation	Account # TX...	-SPLIT-		5,026.93	-779,246.54
Bill	07/12/2017	170718	SoCal Gas	Account # 10...	6230 · Utilities		0.97	-779,247.51
Bill	07/12/2017	170718	Windstream	Account # 04...	921.46 · Office...		322.20	-779,569.71
Bill	07/12/2017	170718	Liberty Mutual Insur...	Account # 40...	924 · Insurance		10,271.97	-789,841.68
Bill	07/12/2017	170712	TDH Construction	Wheelskins	6140 · Office c...		65.50	-789,907.18
Bill	07/12/2017	131704	Delgasco, Inc.	Account # 16...	804.16 · City G...		5,085.50	-794,992.68
Bill	07/12/2017	0322-...	O'Reilly Auto Parts		874.46 · Mains...		152.37	-795,145.05
Bill	07/12/2017	88475	Dixon Kirchoff, Inc	Customer # 0...	1308 · Engine ...		79.46	-795,224.51
Bill	07/12/2017	88573	Dixon Kirchoff, Inc	Customer # 0...	1308 · Engine ...		78.84	-795,303.35
Bill	07/12/2017	825 1...	Unifirst Holdings, In...		923.46 · Outsi...		198.84	-795,502.19
Bill	07/12/2017	100223	Hudson Equipment		874.46 · Mains...		18.60	-795,520.79
Bill	07/12/2017	104199	Cart Farm & Home ...		874.46 · Mains...		2.63	-795,523.42
Bill Pmt -Check	07/13/2017	Transfer	PayChex		1107 · Checkin...	33,705.98		-761,817.44
Bill	07/13/2017	17060...	Enbridge/Spectra E...	Account # 29...	804.15 · City G...		1,671.63	-763,489.07
Bill	07/13/2017	170718	F & M Bank	Loan 9995000	-SPLIT-		630.87	-764,119.94
Bill	07/13/2017	824 1...	Unifirst Holdings, In...		923.46 · Outsi...		71.97	-764,191.91
Bill	07/13/2017	170718	Southern California ...	Customer acc...	6230 · Utilities		441.35	-764,633.26
Bill	07/13/2017	170717	Guardian	Group ID: 00 ...	924 · Insurance		314.68	-764,947.94
Bill	07/13/2017	10089...	Clearwater Enterpris...	Financial Mon...	804.46 · City G...		6,773.26	-771,721.20
Bill	07/13/2017	10089...	Clearwater Enterpris...	Financial Mon...	804.46 · City G...		41,010.68	-812,731.88
Bill	07/13/2017	88622	Dixon Kirchoff, Inc	Customer # 0...	1308 · Engine ...		5.97	-812,737.85
Credit	07/13/2017	88649	Dixon Kirchoff, Inc	Customer # 0...	1308 · Engine ...	3.84		-812,734.01
Bill	07/13/2017	R88648	Dixon Kirchoff, Inc	Customer # 0...	874.46 · Mains...		12.50	-812,746.51
Bill	07/14/2017	20170...	PayChex		-SPLIT-		33,705.98	-846,452.49
Bill	07/14/2017	170714	TDH Construction	Drivelines	6140 · Office c...		207.71	-846,660.20
Bill	07/14/2017	S1711...	Equipment Controls ...	Customer # 1...	1607 · Meters ...		2,186.87	-848,847.07
Bill	07/14/2017	17072...	Oklahoma Natural G...	Account # 21...	804.46 · City G...		113.29	-848,960.36
Bill	07/14/2017	17072...	Oklahoma Natural G...	Account # 21...	804.46 · City G...		546.12	-849,506.48
Bill	07/14/2017	17072...	Oklahoma Natural G...	Account # 21...	804.46 · City G...		145.95	-849,652.43
Bill	07/14/2017	17072...	Oklahoma Natural G...	Account # 21...	804.46 · City G...		131.49	-849,783.92
Bill	07/14/2017	17072...	Oklahoma Natural G...	Account # 21...	804.46 · City G...		1,161.66	-850,945.58
Bill	07/14/2017	17072...	Oklahoma Natural G...	Account # 21...	804.46 · City G...		450.84	-851,396.42
Bill	07/14/2017	17072...	Oklahoma Natural G...	Account # 21...	804.46 · City G...		382.19	-851,778.61
Bill	07/14/2017	170721	AFCO	Account # 03-...	-SPLIT-		862.45	-852,641.06
Bill	07/14/2017	40010...	Cintas Corporation #...	Acct # 35084	923.16 · Outsi...		25.00	-852,666.06
Bill	07/14/2017	170721	Ally	024922596418	-SPLIT-		624.64	-853,290.70
Bill	07/14/2017	88703	Dixon Kirchoff, Inc	Customer # 0...	1308 · Engine ...		212.04	-853,502.74
Bill	07/14/2017	100382	Hudson Equipment		874.46 · Mains...		7.65	-853,510.39

Navitas Utility Corporation
General Ledger
As of December 31, 2017

Type	Date	Num	Name	Memo	Split	Debit	Credit	Balance
Bill	07/15/2017	170718	Cotton Electric Coop...	Acc # 270660...	903.46 · Custo...		145.31	-853,655.70
Bill	07/15/2017	00439...	United Healthcare	Customer # 4...	926 · Employe...		7,944.53	-861,600.23
Bill Pmt -Check	07/17/2017	6470	Continental Utility S...		1107 · Checkin...	5,214.00		-856,386.23
Bill Pmt -Check	07/17/2017	6471	Clearwater Enterpris...	Financial Mon...	1107 · Checkin...	50,000.00		-806,386.23
Bill	07/17/2017	170718	5100 Woody Sitton	Azurae Kilian	926 · Employe...		100.00	-806,486.23
Bill	07/17/2017	10629	Hull Brothers, Inc.	TX-A Phase 1...	887.28 · Maint...		129,303.00	-935,789.23
Credit	07/17/2017	10629	Hull Brothers, Inc.	TX-A Phase 1...	887.28 · Maint...	30,000.00		-905,789.23
Bill Pmt -Check	07/17/2017		Hull Brothers, Inc.	QuickBooks g...	1100 · Cash	0.00		-905,789.23
Bill	07/17/2017	83593	Jenkins Oilfield Sup...	Customer Acc...	874.46 · Mains...		614.16	-906,403.39
Bill	07/17/2017	83594	Jenkins Oilfield Sup...	Customer Acc...	874.46 · Mains...		452.04	-906,855.43
Bill	07/17/2017	20063...	Kentucky Undergrou...	Customer ID: ...	925 · I/D - Safe...		6.40	-906,861.83
Bill	07/17/2017	170725	Ally	611925685889	-SPLIT-		655.22	-907,517.05
Bill	07/17/2017	833 1...	Unifirst Holdings, In...		923.46 · Outsi...		19.93	-907,536.98
Bill	07/17/2017	825 1...	Unifirst Holdings, In...		923.46 · Outsi...		32.70	-907,569.68
Bill Pmt -Check	07/18/2017	6472	Natural Gas Pipeline...	Acct # 5319 / ...	1107 · Checkin...	494.70		-907,074.98
Bill Pmt -Check	07/18/2017	6473	Ally	024921495072	1107 · Checkin...	593.55		-906,481.43
Bill Pmt -Check	07/18/2017	6474	Bank 7	Loan 1010669	1107 · Checkin...	2,688.56		-903,792.87
Bill Pmt -Check	07/18/2017	6475	Ally	024924239093	1107 · Checkin...	602.92		-903,189.95
Bill Pmt -Check	07/18/2017	6476	Unifirst Holdings, In...		1107 · Checkin...	531.78		-902,658.17
Bill	07/18/2017	170718	TDH Construction	Ncomm Expe...	-SPLIT-		1,404.16	-904,062.33
Bill	07/18/2017	170720	5100 Kevin Pearcy	TX expenses	-SPLIT-		59.10	-904,121.43
Bill	07/18/2017	26765	Keystone-Beard Eq...		874.46 · Mains...		54.82	-904,176.25
Bill	07/18/2017	170724	5100 John Guest		926 · Employe...		249.53	-904,425.78
Bill	07/18/2017	97894...	Verizon Wireless	Account # 87...	-SPLIT-		1,204.91	-905,630.69
Bill	07/18/2017	827 0...	Unifirst Holdings, In...		923.46 · Outsi...		32.70	-905,663.39
Bill	07/18/2017	100636	Hudson Equipment		874.46 · Mains...		6.00	-905,669.39
Bill	07/18/2017	170801	Haskell County Wat...	Acc # 10-1240	903.46 · Custo...		18.00	-905,687.39
Bill Pmt -Check	07/19/2017	6477	5100 Woody Sitton	Azurae Kilian	1107 · Checkin...	100.00		-905,587.39
Bill Pmt -Check	07/19/2017	6478	Airgas, Inc.		1107 · Checkin...	53.19		-905,534.20
Bill Pmt -Check	07/19/2017	6479	AT&T Mobility	287021588346	1107 · Checkin...	627.43		-904,906.77
Bill Pmt -Check	07/19/2017	6480	B & W Pipeline		1107 · Checkin...	14,258.15		-890,648.62
Bill Pmt -Check	07/19/2017	6481	CenterPoint Energy	7257756-2	1107 · Checkin...	71.25		-890,577.37
Bill Pmt -Check	07/19/2017	6482	Cintas Corporation #...		1107 · Checkin...	75.00		-890,502.37
Bill Pmt -Check	07/19/2017	6483	Cotton Electric Coop...	Acc # 270660...	1107 · Checkin...	145.31		-890,357.06
Bill Pmt -Check	07/19/2017	6484	Delgasco, Inc.	Account # 16...	1107 · Checkin...	14,802.18		-875,554.88
Bill Pmt -Check	07/19/2017	6485	Enable Oklahoma In...		1107 · Checkin...	2,249.00		-873,305.88
Bill Pmt -Check	07/19/2017	6486	First Volunteer Bank		1107 · Checkin...	17.00		-873,288.88
Bill Pmt -Check	07/19/2017	6487	Sparta Energy	March Produc...	1107 · Checkin...	18,322.08		-854,966.80
Bill Pmt -Check	07/19/2017	6488	Guardian	Group ID: 00 ...	1107 · Checkin...	314.68		-854,652.12
Bill Pmt -Check	07/19/2017	6489	Jellico Electric & Wa...	Account # 00...	1107 · Checkin...	85.19		-854,566.93
Bill Pmt -Check	07/19/2017	6490	Motley Gin, Inc.	Account ID: N...	1107 · Checkin...	461.07		-854,105.86
Bill Pmt -Check	07/19/2017	6491	Northfork Electric C...	Acct # 12975	1107 · Checkin...	47.56		-854,058.30
Bill Pmt -Check	07/19/2017	6492	Pitney Bowes	Account # 00...	1107 · Checkin...	220.29		-853,838.01
Bill Pmt -Check	07/19/2017	6493	Public Service Co.		1107 · Checkin...	60.48		-853,777.53
Bill Pmt -Check	07/19/2017	6494	Purchase Power	Acct # 8000-9...	1107 · Checkin...	555.38		-853,222.15
Bill Pmt -Check	07/19/2017	6495	R & R Water /Culligan	Account # 2279	1107 · Checkin...	67.84		-853,154.31
Bill Pmt -Check	07/19/2017	6496	Red River Valley Ru...	Account # 19...	1107 · Checkin...	37.56		-853,116.75
Bill Pmt -Check	07/19/2017	6497	Roberta M. Rossi		1107 · Checkin...	1,365.00		-851,751.75
Bill Pmt -Check	07/19/2017	6498	Ron Comingdeer & ...		1107 · Checkin...	2,083.00		-849,668.75

Navitas Utility Corporation
General Ledger
As of December 31, 2017

Type	Date	Num	Name	Memo	Split	Debit	Credit	Balance
Bill Pmt -Check	07/19/2017	6499	Servicestar	Customer # 2...	1107 · Checkin...	49.17		-849,619.58
Bill Pmt -Check	07/19/2017	6500	SoCal Gas	Account # 10...	1107 · Checkin...	0.97		-849,618.61
Bill Pmt -Check	07/19/2017	6501	Southern California ...	Customer acc...	1107 · Checkin...	441.35		-849,177.26
Bill Pmt -Check	07/19/2017	6502	Southern Star Centr...		1107 · Checkin...	10,343.40		-838,833.86
Bill Pmt -Check	07/19/2017	6503	Southwestern Sport...		1107 · Checkin...	60.00		-838,773.86
Bill Pmt -Check	07/19/2017	6504	Enbridge/Spectra E...	Account # 29...	1107 · Checkin...	1,671.63		-837,102.23
Bill Pmt -Check	07/19/2017	6505	Terminix Processing...	Cust # 7479088	1107 · Checkin...	55.00		-837,047.23
Bill Pmt -Check	07/19/2017	6506	The Town of Grace...		1107 · Checkin...	75.00		-836,972.23
Bill Pmt -Check	07/19/2017	6507	Time Warner Cable	Account # 84...	1107 · Checkin...	290.40		-836,681.83
Bill Pmt -Check	07/19/2017	6508	Totah Communicati...	account # 7460	1107 · Checkin...	289.99		-836,391.84
Bill Pmt -Check	07/19/2017	6509	Unifirst Holdings, In...		1107 · Checkin...	342.03		-836,049.81
Bill Pmt -Check	07/19/2017	6510	Unifirst Holdings, In...		1107 · Checkin...	65.40		-835,984.41
Bill Pmt -Check	07/19/2017	6511	Unifirst Holdings, In...		1107 · Checkin...	65.40		-835,919.01
Bill Pmt -Check	07/19/2017	6512	United Rentals, Inc.	Customer: 13...	1107 · Checkin...	1,965.40		-833,953.61
Bill Pmt -Check	07/19/2017	6513	Western Exterminat...	Cust # 15043...	1107 · Checkin...	72.00		-833,881.61
Bill Pmt -Check	07/19/2017	6514	Windstream	Account # 04...	1107 · Checkin...	322.20		-833,559.41
Bill Pmt -Check	07/19/2017	6515	Time Warner Cable	Account # 84...	1107 · Checkin...	709.70		-832,849.71
Bill	07/19/2017	HC11...	H & C Services and ...		874.46 · Mains...		94.40	-832,944.11
Bill	07/19/2017	0239-...	O'Reilly Auto Parts		874.46 · Mains...		72.27	-833,016.38
Bill	07/19/2017	4781	Anderson's Heat & Air		932 · Maintena...		420.00	-833,436.38
Bill	07/19/2017	201180	BXS Insurance Serv...		924 · Insurance		3,103.68	-836,540.06
Bill	07/19/2017	83576...	Quill	Account # C2...	921.46 · Office...		64.76	-836,604.82
Bill	07/19/2017	89254	Dixon Kirchoff, Inc	Customer # 0...	1308 · Engine ...		51.68	-836,656.50
Bill	07/19/2017	C0044...	United Healthcare	Customer # 5...	926 · Employe...		26,137.86	-862,794.36
Bill	07/19/2017	825 1...	Unifirst Holdings, In...		923.46 · Outsi...		173.19	-862,967.55
Bill	07/19/2017	170809	Town of Eakly	Account # 888	6230 · Utilities		185.28	-863,152.83
Bill	07/19/2017	170809	Town of Eakly	Account # 1019	6230 · Utilities		18.42	-863,171.25
Bill Pmt -Check	07/20/2017	6516	Isco Industries, LLC		1107 · Checkin...	2,268.76		-860,902.49
Bill	07/20/2017	02730...	Zee Medical Service...	Accoutn # 2312	925 · I/D - Safe...		368.49	-861,270.98
Bill	07/20/2017	0244-...	O'Reilly Auto Parts		1308 · Engine ...		217.55	-861,488.53
Bill	07/20/2017	R89382	Dixon Kirchoff, Inc	Customer # 0...	874.46 · Mains...		25.43	-861,513.96
Bill	07/20/2017	170724	Pioneer Telephone ...	Account # PT...	921.46 · Office...		104.51	-861,618.47
Bill	07/20/2017	0219-...	O'Reilly Auto Parts		1308 · Engine ...		119.73	-861,738.20
Bill	07/20/2017	824 1...	Unifirst Holdings, In...		923.46 · Outsi...		71.97	-861,810.17
Bill	07/20/2017	100796	Hudson Equipment		874.46 · Mains...		31.94	-861,842.11
Bill	07/20/2017	100797	Hudson Equipment		874.46 · Mains...		5.67	-861,847.78
Bill	07/20/2017	100836	Hudson Equipment		874.46 · Mains...		8.74	-861,856.52
Bill	07/20/2017	105324	Cart Farm & Home ...		874.46 · Mains...		13.84	-861,870.36
Bill	07/20/2017	02023...	US Cellular	Account # 84...	921.46 · Office...		405.42	-862,275.78
Bill Pmt -Check	07/21/2017		NALLC - gas facilities	QuickBooks g...	1100 · Cash	0.00		-862,275.78
Check	07/21/2017	6517	NALLC - gas facilities		1107 · Checkin...	4,200.00		-858,075.78
Bill Pmt -Check	07/21/2017	6518	Ally	024923459722	1107 · Checkin...	645.10		-857,430.68
Bill Pmt -Check	07/21/2017	6519	Clearwater Enterpris...	Financial Mon...	1107 · Checkin...	50,000.00		-807,430.68
Bill	07/21/2017	20170...	PayChex		-SPLIT-		42,807.60	-850,238.28
Bill	07/21/2017	163505	Farris Bobango Bra...		923.16 · Outsi...		1,500.00	-851,738.28
Bill	07/21/2017	27390...	CenterPoint Energy ...	Customer ID: ...	-SPLIT-		729.07	-852,467.35
Bill	07/21/2017	170727	Public Service Co.	Account # 95...	903.46 · Custo...		141.13	-852,608.48
Bill	07/21/2017	170727	Public Service Co.	Account # 95...	903.46 · Custo...		37.46	-852,645.94
Bill	07/21/2017	40011...	Cintas Corporation #...	Acct # 35084	923.16 · Outsi...		25.00	-852,670.94

Navitas Utility Corporation
General Ledger
As of December 31, 2017

Type	Date	Num	Name	Memo	Split	Debit	Credit	Balance
Bill	07/21/2017	170731	Ally	024921495072	-SPLIT-		593.55	-853,264.49
Bill	07/21/2017	36713...	Terminix Processing...	Cust # 7479088	932 · Maintena...		55.00	-853,319.49
Bill	07/21/2017	170801	Klint Alexander	June 2017	-SPLIT-		1,000.00	-854,319.49
Bill	07/23/2017	1363	James Shrader Audi...		1604 · Tools a...		2,297.68	-856,617.17
Bill	07/24/2017	10623	Hull Brothers, Inc.		887.15 · Maint...		1,822.50	-858,439.67
Bill	07/24/2017	17G0...	ReadyRefresh	Account # 00...	6230 · Utilities		88.18	-858,527.85
Bill	07/24/2017	170724	Buckaloo Construction		887.46 · Maint...		4,750.00	-863,277.85
Bill	07/24/2017	S2013...	Bemac Supply	Customer # 6...	-SPLIT-		426.25	-863,704.10
Bill	07/24/2017	170731	Oklahoma Natural G...	Acc # 212809...	903.46 · Custo...		21.32	-863,725.42
Bill	07/24/2017	32006...	Locke Supply		874.46 · Mains...		10.66	-863,736.08
Bill	07/24/2017	170731	Harmon Electric Ass...	Account # 50...	903.46 · Custo...		141.60	-863,877.68
Bill	07/24/2017	105694	Cart Farm & Home ...		874.46 · Mains...		4.82	-863,882.50
Bill	07/24/2017	1990	Quinton Parts Supply		874.46 · Mains...		63.05	-863,945.55
Bill	07/24/2017	825 1...	Unifirst Holdings, In...		923.46 · Outsi...		32.70	-863,978.25
Bill	07/24/2017	833 1...	Unifirst Holdings, In...		923.46 · Outsi...		19.93	-863,998.18
Bill Pmt -Check	07/25/2017	Transfer	PayChex		1107 · Checkin...	42,807.60		-821,190.58
Bill	07/25/2017	21465...	Tate Boy's Tire & Se...		874.46 · Mains...		37.00	-821,227.58
Bill	07/25/2017	26877	Keystone-Beard Eq...		874.46 · Mains...		62.01	-821,289.59
Bill	07/25/2017	4791	Anderson's Heat & Air		932 · Maintena...		194.00	-821,483.59
Bill	07/25/2017	523	RAGZ Roll Offs & H...		887.46 · Maint...		525.00	-822,008.59
Bill	07/25/2017	170731	Public Service Co.	Account # 95...	903.46 · Custo...		155.53	-822,164.12
Bill	07/25/2017	196859	Albany Plumbing & ...	Acct # 2621	874.15 · Mains...		12.72	-822,176.84
Bill	07/25/2017	422740	Aflac	Accout #: FG...	926 · Employe...		153.12	-822,329.96
Bill	07/25/2017	827 0...	Unifirst Holdings, In...		923.46 · Outsi...		32.70	-822,362.66
Bill Pmt -Check	07/26/2017	Transfer	United Healthcare	Customer # 4...	1107 · Checkin...	7,419.31		-814,943.35
Bill Pmt -Check	07/26/2017	Transfer	United Healthcare	Customer # 5...	1107 · Checkin...	27,843.60		-787,099.75
Bill Pmt -Check	07/26/2017	6520	Hull Brothers, Inc.		1107 · Checkin...	10,788.75		-776,311.00
Bill	07/26/2017	32035...	Locke Supply		874.46 · Mains...		309.69	-776,620.69
Bill	07/26/2017	824 1...	Unifirst Holdings, In...		923.46 · Outsi...		71.97	-776,692.66
Bill	07/26/2017	170726	TDH Construction	JS Gear	920 · Administr...		327.20	-777,019.86
Bill	07/26/2017	170731	Bank 7	Loan 1010669	427 · Interest ...		3,823.42	-780,843.28
Bill	07/26/2017	85431...	Quill	Account # C2...	6140 · Office c...		49.04	-780,892.32
Bill	07/26/2017	85511...	Quill	Account # C2...	6140 · Office c...		28.74	-780,921.06
Bill	07/26/2017	85511...	Quill	Account # C2...	6140 · Office c...		6.86	-780,927.92
Bill	07/26/2017	85528...	Quill	Account # C2...	6140 · Office c...		581.74	-781,509.66
Bill	07/26/2017	619496	Farmers Coop Mill &...		874.46 · Mains...		787.94	-782,297.60
Bill	07/26/2017	825 1...	Unifirst Holdings, In...		923.46 · Outsi...		173.19	-782,470.79
Bill	07/27/2017	20170...	PayChex		-SPLIT-		33,705.98	-816,176.77
Bill	07/27/2017	21467...	Tate Boy's Tire & Se...		874.46 · Mains...		53.54	-816,230.31
Bill	07/27/2017	31983...	DirecTV	Account # 03...	6120 · Comm ...		244.98	-816,475.29
Bill	07/27/2017	24709	Element Fire & Safety		925 · I/D - Safe...		118.50	-816,593.79
Bill	07/27/2017	170809	Ally	024924239093	-SPLIT-		602.92	-817,196.71
Bill	07/28/2017	1776	Russmar Utility Man...		887.15 · Maint...		1,000.00	-818,196.71
Bill	07/28/2017	31989...	DirecTV	Account # 08...	6120 · Comm ...		46.99	-818,243.70
Bill	07/28/2017	40011...	Cintas Corporation #...	Acct # 35084	923.16 · Outsi...		25.00	-818,268.70
Bill	07/30/2017	170802	Stephens Co. Rural ...	Account A-04...	903.46 · Custo...		35.00	-818,303.70
Bill Pmt -Check	07/31/2017	Transfer	PayChex		1107 · Checkin...	33,705.98		-784,597.72
Bill	07/31/2017	HC11...	H & C Services and ...		874.46 · Mains...		23.71	-784,621.43
Bill	07/31/2017	1707N...	Navitas 1, LLC		1499 · Contrac...		10,080.00	-794,701.43

Navitas Utility Corporation
General Ledger
As of December 31, 2017

Type	Date	Num	Name	Memo	Split	Debit	Credit	Balance
Bill	07/31/2017	99999...	United Rentals, Inc.	Customer: 13...	426.30 · Penalt...		124.14	-794,825.57
Bill	07/31/2017	170801	CKenergy Electric C...	Account: 592...	6230 · Utilities		480.00	-795,305.57
Bill	07/31/2017	170801	CKenergy Electric C...	Account: 592...	6230 · Utilities		305.00	-795,610.57
Bill	07/31/2017	1707-...	Battery Backup Pow...	July	6120 · Comm ...		459.61	-796,070.18
Bill	07/31/2017	170809	Farmers Coop	Account # 353	-SPLIT-		2,491.07	-798,561.25
Bill	07/31/2017	170809	R & R Water /Culligan	Account # 2279	6230 · Utilities		60.42	-798,621.67
Bill	07/31/2017	38525...	Spring House Water...	Acct No. 0170...	903.46 · Custo...		67.41	-798,689.08
Bill	07/31/2017	2038	Quinton Parts Supply		874.46 · Mains...		15.22	-798,704.30
Bill	07/31/2017	99468...	Airgas, Inc.		931 · Rents		35.56	-798,739.86
Bill	07/31/2017	53167...	Western Exterminat...	Cust # 15043...	932 · Maintena...		72.00	-798,811.86
Bill	07/31/2017	57	TDH Construction		920 · Administr...		1,380.00	-800,191.86
Bill	07/31/2017	1707N...	NALLC - gas facilities		851.46 · Sys C...		4,194.72	-804,386.58
Bill	07/31/2017	302	B & W Pipeline	July Transport	804.15 · City G...		13,897.67	-818,284.25
Bill	07/31/2017	303	B & W Pipeline	July Transport	804.15 · City G...		105.06	-818,389.31
Bill	07/31/2017	28	Sparta Energy	July Production	804.15 · City G...		10,890.16	-829,279.47
Bill	07/31/2017	825 1...	Unifirst Holdings, In...		923.46 · Outsi...		32.70	-829,312.17
Bill	07/31/2017	833 1...	Unifirst Holdings, In...		923.46 · Outsi...		19.93	-829,332.10
Bill	08/01/2017	20492...	Sonitrol Orange Cou...	Customer # 3...	932 · Maintena...		131.35	-829,463.45
Bill	08/01/2017	170801	5100 Sue Yearwood		926 · Employe...		673.22	-830,136.67
Bill Pmt -Check	08/01/2017	6521	Russmar Utility Man...		1107 · Checkin...	1,000.00		-829,136.67
Bill	08/01/2017	1556	Full Spectrum Servi...		932 · Maintena...		175.00	-829,311.67
Bill	08/01/2017		Opal Leach		931 · Rents		250.00	-829,561.67
Bill	08/01/2017		Volunteer Trenching		874.16 · Mains...		250.00	-829,811.67
Bill	08/01/2017	1708N...	Navitas Communica...		435 · Extraordi...		2,000.00	-831,811.67
Bill	08/01/2017	170801	Ochelata Utility Auth...	Account 1129	903.46 · Custo...		123.25	-831,934.92
Bill	08/01/2017	17-590	DeBritton Holdings, ...		931 · Rents		1,200.00	-833,134.92
Bill	08/01/2017	119	Steve Jolley		874.15 · Mains...		2,500.00	-835,634.92
Bill	08/01/2017	170731	Access Cable Televi...	Acct # 09-003...	921.16 · Office...		144.22	-835,779.14
Bill Pmt -Check	08/01/2017	6522	James Shrader Audi...		1107 · Checkin...	2,297.68		-833,481.46
Bill Pmt -Check	08/01/2017	6523	IPFS Corporation	Account # TX...	1107 · Checkin...	5,026.93		-828,454.53
Bill Pmt -Check	08/01/2017	6524	Liberty Mutual Insur...	Account # 40...	1107 · Checkin...	10,271.97		-818,182.56
Bill	08/01/2017	HC11...	H & C Services and ...		874.46 · Mains...		9.79	-818,192.35
Bill	08/01/2017	170809	Velma Public Works...		903.46 · Custo...		100.00	-818,292.35
Bill	08/01/2017	10183...	X Stream Services	Account 0023...	6120 · Comm ...		383.93	-818,676.28
Bill	08/01/2017	11074...	Isco Industries, LLC		-SPLIT-		3,739.50	-822,415.78
Bill	08/01/2017	17-615	DeBritton Aviation Ltd.		6241 · Contrac...		1,500.00	-823,915.78
Bill	08/01/2017	17-354	DeBritton Holdings, ...		931 · Rents		1,200.00	-825,115.78
Bill	08/01/2017	17-372	DeBritton Holdings, ...		931 · Rents		1,200.00	-826,315.78
Bill	08/01/2017	17-417	DeBritton Holdings, ...		931 · Rents		1,200.00	-827,515.78
Bill	08/01/2017	17-508	DeBritton Holdings, ...		931 · Rents		1,200.00	-828,715.78
Bill	08/01/2017	170809	Totah Communicati...	account # 7460	921.46 · Office...		289.97	-829,005.75
Bill	08/01/2017	170809	Motley Gin, Inc.	Account ID: N...	921.46 · Office...		346.86	-829,352.61
Bill	08/01/2017	170809	Red River Valley Ru...	Account # 19...	855.46 · Other ...		38.10	-829,390.71
Bill	08/01/2017	170809	Jellico Electric & Wa...	Account # 00...	903.16 · Custo...		83.00	-829,473.71
Bill	08/01/2017	GS-49...	Servicestar	Customer # 2...	851.46 · Sys C...		49.17	-829,522.88
Bill	08/01/2017	170801	First Volunteer Bank		6320 · Bank fees		16.00	-829,538.88
Bill	08/01/2017	17067	Bayou Engineering ...		874.46 · Mains...		2,371.67	-831,910.55
Bill	08/01/2017	170810	Time Warner Cable	Account # 84...	6120 · Comm ...		709.40	-832,619.95
Bill	08/01/2017	170824	American Interstate ...	Policy AVWC...	924 · Insurance		1,822.73	-834,442.68

Navitas Utility Corporation
General Ledger
As of December 31, 2017

Type	Date	Num	Name	Memo	Split	Debit	Credit	Balance
Bill	08/01/2017	90196	Dixon Kirchoff, Inc	Customer # 0...	1308 · Engine ...		281.62	-834,724.30
Bill	08/01/2017	90286	Dixon Kirchoff, Inc	Customer # 0...	1308 · Engine ...		62.77	-834,787.07
Bill	08/01/2017	90632	Dixon Kirchoff, Inc	Customer # 0...	1308 · Engine ...		51.01	-834,838.08
Bill	08/01/2017	237728	Wann Stop		874.46 · Mains...		44.48	-834,882.56
Bill	08/01/2017	237726	Wann Stop		874.46 · Mains...		183.70	-835,066.26
Bill	08/01/2017	827 0...	Unifirst Holdings, In...		923.46 · Outsi...		32.70	-835,098.96
Bill	08/01/2017	101194	Hudson Equipment		874.46 · Mains...		5.17	-835,104.13
Bill	08/01/2017	101526	Hudson Equipment		874.46 · Mains...		5.09	-835,109.22
Bill	08/01/2017	86723...	Quill	Account # C2...	6140 · Office c...		196.18	-835,305.40
Bill	08/02/2017	170809	The Town of Grace...		903.46 · Custo...		75.00	-835,380.40
Bill	08/02/2017	90830	Dixon Kirchoff, Inc	Customer # 0...	1308 · Engine ...		81.16	-835,461.56
Bill	08/02/2017	90835	Dixon Kirchoff, Inc	Customer # 0...	1308 · Engine ...		27.83	-835,489.39
Bill	08/02/2017	825 1...	Unifirst Holdings, In...		923.46 · Outsi...		173.19	-835,662.58
Bill	08/03/2017		Legacy Bank		6320 · Bank fees		75.00	-835,737.58
Bill	08/03/2017		Streetmaster, LLC		920 · Administr...		1,250.00	-836,987.58
Bill	08/03/2017	170809	Ally	024923459722	-SPLIT-		677.35	-837,664.93
Bill	08/03/2017	170809	CenterPoint Energy	7257756-2	804.46 · City G...		74.66	-837,739.59
Bill	08/03/2017	26073	Tennessee One-Call...	MBR CODE: ...	925 · I/D - Safe...		450.00	-838,189.59
Bill	08/03/2017	824 1...	Unifirst Holdings, In...		923.46 · Outsi...		71.97	-838,261.56
Bill	08/03/2017	Tus J...	Tom's Utility Service		887.46 · Maint...		700.00	-838,961.56
Bill	08/03/2017	127382	England Ford Inc	Cust # 1024	874.46 · Mains...		54.42	-839,015.98
Bill	08/03/2017	41390	Prince Plumbing LLC		-SPLIT-		51.77	-839,067.75
Bill	08/04/2017	20170...	PayChex		-SPLIT-		42,752.93	-881,820.68
Bill	08/04/2017	70-TN...	Southern Star Centr...		804.46 · City G...		10,525.74	-892,346.42
Bill	08/04/2017	08170...	Natural Gas Pipeline...	Acct # 5319 / ...	804.46 · City G...		495.13	-892,841.55
Bill	08/04/2017	170809	A New Energy LLC	July Expense	923.46 · Outsi...		96.90	-892,938.45
Bill	08/04/2017	170811	Northfork Electric C...	Acct # 12975	903.46 · Custo...		48.21	-892,986.66
Bill	08/04/2017	40012...	Cintas Corporation #...	Acct # 35084	923.16 · Outsi...		25.00	-893,011.66
Bill	08/04/2017	41404	Prince Plumbing LLC		874.46 · Mains...		24.66	-893,036.32
Bill	08/05/2017	170809	Pioneer Cellular - us...	Account # CN...	921.46 · Office...		92.60	-893,128.92
Bill	08/07/2017	16281...	Incorp	Account # 28...	6410 · Lic, per...		198.00	-893,326.92
Bill	08/07/2017	825 1...	Unifirst Holdings, In...		923.46 · Outsi...		64.13	-893,391.05
Bill	08/07/2017	833 1...	Unifirst Holdings, In...		923.46 · Outsi...		19.93	-893,410.98
Bill	08/07/2017	620898	Farmers Coop Mill &...		921.46 · Office...		63.00	-893,473.98
Bill Pmt -Check	08/08/2017	6525	Steve Jolley		1107 · Checkin...	2,500.00		-890,973.98
Bill Pmt -Check	08/08/2017	6526	Unifirst Holdings, In...		1107 · Checkin...	288.88		-890,685.10
Bill Pmt -Check	08/08/2017	Transfer	PayChex		1107 · Checkin...	42,752.93		-847,932.17
Bill Pmt -Check	08/08/2017	6527	United Rentals, Inc.		1107 · Checkin...	6,206.88		-841,725.29
Bill	08/08/2017	10899...	EGW Utilities, Inc.	Customer ID ...	874.46 · Mains...		220.50	-841,945.79
Bill	08/08/2017	TR-53...	Enable Gas Transmi...	Account # 26...	804.46 · City G...		2,278.54	-844,224.33
Bill	08/08/2017	14862...	United Rentals, Inc.	Customer: 13...	887.46 · Maint...		6,487.38	-850,711.71
Bill	08/08/2017	196027	Albany Plumbing & ...	Acct # 2621	874.15 · Mains...		39.49	-850,751.20
Bill	08/08/2017	827 0...	Unifirst Holdings, In...		923.46 · Outsi...		32.70	-850,783.90
Bill	08/08/2017	102266	Hudson Equipment		874.46 · Mains...		11.57	-850,795.47
Bill Pmt -Check	08/09/2017	6528	5100 John Guest		1107 · Checkin...	249.53		-850,545.94
Bill Pmt -Check	08/09/2017	6529	5100 Kevin Pearcy	TX expenses	1107 · Checkin...	59.10		-850,486.84
Bill Pmt -Check	08/09/2017	6530	5100 Sue Yearwood		1107 · Checkin...	673.22		-849,813.62
Bill Pmt -Check	08/09/2017	6531	Access Cable Televi...	Acct # 09-003...	1107 · Checkin...	144.22		-849,669.40
Bill Pmt -Check	08/09/2017	6532	AFCO	04-98926209-...	1107 · Checkin...	862.45		-848,806.95

Navitas Utility Corporation
General Ledger
As of December 31, 2017

Type	Date	Num	Name	Memo	Split	Debit	Credit	Balance
Bill Pmt -Check	08/09/2017	6533	Aflac	Accout #: FG...	1107 · Checkin...	153.12		-848,653.83
Bill Pmt -Check	08/09/2017	6534	Airgas, Inc.		1107 · Checkin...	35.56		-848,618.27
Bill Pmt -Check	08/09/2017	6535	Albany Plumbing & ...	Acct # 2621	1107 · Checkin...	12.72		-848,605.55
Bill Pmt -Check	08/09/2017	6536	Ally	024922596418	1107 · Checkin...	624.64		-847,980.91
Bill Pmt -Check	08/09/2017	6537	Anderson's Heat & Air		1107 · Checkin...	614.00		-847,366.91
Bill Pmt -Check	08/09/2017	6538	BXS Insurance Serv...		1107 · Checkin...	3,103.68		-844,263.23
Bill Pmt -Check	08/09/2017	6539	Cart Farm & Home ...		1107 · Checkin...	21.29		-844,241.94
Bill Pmt -Check	08/09/2017	6540	CenterPoint Energy	7257756-2	1107 · Checkin...	74.66		-844,167.28
Bill Pmt -Check	08/09/2017	6541	CenterPoint Energy ...	Customer ID: ...	1107 · Checkin...	729.07		-843,438.21
Bill Pmt -Check	08/09/2017	6542	CKenergy Electric C...		1107 · Checkin...	785.00		-842,653.21
Bill Pmt -Check	08/09/2017	6543	DirecTV	Account # 03...	1107 · Checkin...	244.98		-842,408.23
Bill Pmt -Check	08/09/2017	6544	Dixon Kirchoff, Inc		1107 · Checkin...	942.61		-841,465.62
Bill Pmt -Check	08/09/2017	6545	Element Fire & Safety		1107 · Checkin...	118.50		-841,347.12
Bill Pmt -Check	08/09/2017	6546	Enable Gas Transmi...	Account # 26...	1107 · Checkin...	1,882.68		-839,464.44
Bill Pmt -Check	08/09/2017	6547	England Ford Inc		1107 · Checkin...	411.27		-839,053.17
Bill Pmt -Check	08/09/2017	6548	F & M Bank	Loan 9995000	1107 · Checkin...	630.87		-838,422.30
Bill Pmt -Check	08/09/2017	6549	Farmers Coop Mill &...		1107 · Checkin...	787.94		-837,634.36
Bill Pmt -Check	08/09/2017	6550	First Volunteer Bank		1107 · Checkin...	16.00		-837,618.36
Bill Pmt -Check	08/09/2017	6551	Full Spectrum Servi...		1107 · Checkin...	175.00		-837,443.36
Bill Pmt -Check	08/09/2017	6552	H & C Services and ...		1107 · Checkin...	127.90		-837,315.46
Bill Pmt -Check	08/09/2017	6553	Harmon Electric Ass...	Account # 50...	1107 · Checkin...	141.60		-837,173.86
Bill Pmt -Check	08/09/2017	6554	Haskell County Wat...	Acc # 10-1240	1107 · Checkin...	18.00		-837,155.86
Bill Pmt -Check	08/09/2017	6555	Hudson Equipment		1107 · Checkin...	151.40		-837,004.46
Bill Pmt -Check	08/09/2017	6556	Incorp	Account # 28...	1107 · Checkin...	198.00		-836,806.46
Bill Pmt -Check	08/09/2017	6557	Jellico Electric & Wa...	Account # 00...	1107 · Checkin...	83.00		-836,723.46
Bill Pmt -Check	08/09/2017	6558	Kentucky Undergrou...	Customer ID: ...	1107 · Checkin...	6.40		-836,717.06
Bill Pmt -Check	08/09/2017	6559	Keystone-Beard Eq...		1107 · Checkin...	116.83		-836,600.23
Bill Pmt -Check	08/09/2017	6560	Legacy Bank		1107 · Checkin...	75.00		-836,525.23
Bill Pmt -Check	08/09/2017	6561	Locke Supply		1107 · Checkin...	320.35		-836,204.88
Bill Pmt -Check	08/09/2017	6562	Monday's Stop N Sh...		1107 · Checkin...	1,530.68		-834,674.20
Bill Pmt -Check	08/09/2017	6563	Motley Gin, Inc.	Account ID: N...	1107 · Checkin...	346.86		-834,327.34
Bill Pmt -Check	08/09/2017	6564	O'Reilly Auto Parts		1107 · Checkin...	641.22		-833,686.12
Bill Pmt -Check	08/09/2017	6565	Ochelata Utility Auth...	Account 1129	1107 · Checkin...	123.25		-833,562.87
Bill Pmt -Check	08/09/2017	6566	Oklahoma Natural G...		1107 · Checkin...	2,952.86		-830,610.01
Bill Pmt -Check	08/09/2017	6567	Opal Leach		1107 · Checkin...	250.00		-830,360.01
Bill Pmt -Check	08/09/2017	6568	Pioneer Cellular - us...	Account # CN...	1107 · Checkin...	92.60		-830,267.41
Bill Pmt -Check	08/09/2017	6569	Pioneer Telephone ...	Account # PT...	1107 · Checkin...	104.51		-830,162.90
Bill Pmt -Check	08/09/2017	6570	Professional Collecti...		1107 · Checkin...	130.00		-830,032.90
Bill Pmt -Check	08/09/2017	6571	Public Service Co.		1107 · Checkin...	334.12		-829,698.78
Bill Pmt -Check	08/09/2017	6572	Quill		1107 · Checkin...	264.15		-829,434.63
Bill Pmt -Check	08/09/2017	6573	Quinton Parts Supply		1107 · Checkin...	233.49		-829,201.14
Bill Pmt -Check	08/09/2017	6574	R & R Water /Culligan	Account # 2279	1107 · Checkin...	60.42		-829,140.72
Bill Pmt -Check	08/09/2017	6575	ReadyRefresh		1107 · Checkin...	176.36		-828,964.36
Bill Pmt -Check	08/09/2017	6576	Red River Valley Ru...	Account # 19...	1107 · Checkin...	38.10		-828,926.26
Bill Pmt -Check	08/09/2017	6577	Servicestar	Customer # 2...	1107 · Checkin...	49.17		-828,877.09
Bill Pmt -Check	08/09/2017	6578	Sonitrol Orange Cou...	Customer # 3...	1107 · Checkin...	131.35		-828,745.74
Bill Pmt -Check	08/09/2017	6579	Spring House Water...	Acct No. 0170...	1107 · Checkin...	67.41		-828,678.33
Bill Pmt -Check	08/09/2017	6580	Stephens Co. Rural ...	Account A-04...	1107 · Checkin...	35.00		-828,643.33
Bill Pmt -Check	08/09/2017	6581	Terminix Processing...	Cust # 7479088	1107 · Checkin...	55.00		-828,588.33

Navitas Utility Corporation
General Ledger
As of December 31, 2017

Type	Date	Num	Name	Memo	Split	Debit	Credit	Balance
Bill Pmt -Check	08/09/2017	6582	The Town of Grace...		1107 · Checkin...	75.00		-828,513.33
Bill Pmt -Check	08/09/2017	6583	Totah Communicati...	account # 7460	1107 · Checkin...	289.97		-828,223.36
Bill Pmt -Check	08/09/2017	6584	Town of Eakly		1107 · Checkin...	203.70		-828,019.66
Bill Pmt -Check	08/09/2017	6585	Unifirst Holdings, In...		1107 · Checkin...	489.57		-827,530.09
Bill Pmt -Check	08/09/2017	6586	Unifirst Holdings, In...		1107 · Checkin...	100.10		-827,429.99
Bill Pmt -Check	08/09/2017	6587	Unifirst Holdings, In...		1107 · Checkin...	98.10		-827,331.89
Bill Pmt -Check	08/09/2017	6588	US Cellular		1107 · Checkin...	805.97		-826,525.92
Bill Pmt -Check	08/09/2017	6589	Velma Public Works...		1107 · Checkin...	100.00		-826,425.92
Bill Pmt -Check	08/09/2017	6590	Verizon Wireless	Account # 87...	1107 · Checkin...	1,204.91		-825,221.01
Bill Pmt -Check	08/09/2017	6591	Volunteer Trenching		1107 · Checkin...	250.00		-824,971.01
Bill Pmt -Check	08/09/2017	6592	X Stream Services	0013081	1107 · Checkin...	383.93		-824,587.08
Bill Pmt -Check	08/09/2017	6593	Zee Medical Service...	Accoutn # 2312	1107 · Checkin...	368.49		-824,218.59
Bill Pmt -Check	08/09/2017	6594	Ally	611925685889	1107 · Checkin...	655.22		-823,563.37
Bill Pmt -Check	08/09/2017	6595	DirecTV	Account # 08...	1107 · Checkin...	46.99		-823,516.38
Bill Pmt -Check	08/09/2017	6596	Buckaloo Construction		1107 · Checkin...	4,750.00		-818,766.38
Bill Pmt -Check	08/09/2017	6597	Navitas 1, LLC		1107 · Checkin...	9,200.00		-809,566.38
Bill Pmt -Check	08/09/2017	6598	Hull Brothers, Inc.	TX-A Phase 1...	1107 · Checkin...	9,303.00		-800,263.38
Bill	08/09/2017	TR-57...	Enable Oklahoma In...	Account # 26...	804.46 · City G...		1,063.00	-801,326.38
Bill	08/09/2017	TR-57...	Enable Oklahoma In...	Account # 26...	804.46 · City G...		1,236.00	-802,562.38
Bill	08/09/2017	170814	Public Service Co.	Account # 95...	903.46 · Custo...		37.29	-802,599.67
Bill	08/09/2017	08092...	AT&T Mobility	Account # 28...	921.46 · Office...		688.53	-803,288.20
Bill	08/09/2017	196062	Albany Plumbing & ...	Acct # 2621	874.15 · Mains...		12.67	-803,300.87
Bill	08/09/2017	196081	Albany Plumbing & ...	Acct # 2621	874.15 · Mains...		43.04	-803,343.91
Bill	08/09/2017	91499	Dixon Kirchoff, Inc	Customer # 0...	1308 · Engine ...		246.98	-803,590.89
Bill	08/09/2017	825 1...	Unifirst Holdings, In...		923.46 · Outsi...		198.84	-803,789.73
Bill	08/09/2017	102312	Hudson Equipment		874.46 · Mains...		6.56	-803,796.29
Bill	08/09/2017	102398	Hudson Equipment		874.46 · Mains...		15.95	-803,812.24
Bill	08/10/2017	137	Petrol Energy, LLC		-SPLIT-		16,046.75	-819,858.99
Bill	08/10/2017	824 1...	Unifirst Holdings, In...		923.46 · Outsi...		71.97	-819,930.96
Bill	08/10/2017	10089...	Clearwater Enterpris...	Financial Mon...	804.46 · City G...		7,148.16	-827,079.12
Bill	08/10/2017	170814	Ron Comingdeer & ...		923.46 · Outsi...		2,083.00	-829,162.12
Bill	08/10/2017	170815	SoCal Gas	Account # 10...	6230 · Utilities		1.87	-829,163.99
Bill	08/10/2017	500072	Wann Stop		874.46 · Mains...		215.29	-829,379.28
Bill	08/10/2017	41475	Prince Plumbing LLC		-SPLIT-		12.28	-829,391.56
Bill	08/11/2017	20170...	PayChex		-SPLIT-		33,690.06	-863,081.62
Bill	08/11/2017	17070...	Enbridge/Spectra E...	Account # 29...	804.15 · City G...		1,670.70	-864,752.32
Bill Pmt -Check	08/11/2017	6599	Ally	024921495072	1107 · Checkin...	593.55		-864,158.77
Bill Pmt -Check	08/11/2017	6600	Bank 7	Loan 1010669	1107 · Checkin...	3,823.42		-860,335.35
Bill Pmt -Check	08/11/2017	6601	Enable Oklahoma In...		1107 · Checkin...	2,363.00		-857,972.35
Bill Pmt -Check	08/11/2017	6602	Farmers Coop	Account # 353	1107 · Checkin...	2,491.07		-855,481.28
Bill Pmt -Check	08/11/2017	6603	Natural Gas Pipeline...	Acct # 5319 / ...	1107 · Checkin...	495.13		-854,986.15
Bill Pmt -Check	08/11/2017	6604	Enbridge/Spectra E...	Account # 29...	1107 · Checkin...	1,670.70		-853,315.45
Bill Pmt -Check	08/11/2017	6605	Time Warner Cable	Account # 84...	1107 · Checkin...	709.40		-852,606.05
Bill Pmt -Check	08/11/2017	6606	Western Exterminat...	Cust # 15043...	1107 · Checkin...	72.00		-852,534.05
Bill Pmt -Check	08/11/2017	6607	Ally	024924239093	1107 · Checkin...	602.92		-851,931.13
Bill	08/11/2017	66664...	G & C Supply Co, Inc	Cust # 109469	1302 · Certifie...		142.93	-852,074.06
Bill	08/11/2017	170815	Southern California ...	Customer acc...	6230 · Utilities		522.14	-852,596.20
Bill	08/11/2017	S1708...	Equipment Controls ...	Customer # 1...	874.28 · Mains...		94.55	-852,690.75
Bill	08/11/2017	170817	F & M Bank	Loan 9995000	-SPLIT-		630.87	-853,321.62

Navitas Utility Corporation
General Ledger
As of December 31, 2017

Type	Date	Num	Name	Memo	Split	Debit	Credit	Balance
Bill	08/11/2017	40013...	Cintas Corporation #...	Acct # 35084	923.16 · Outsi...		25.00	-853,346.62
Bill	08/11/2017	91831	Dixon Kirchoff, Inc	Customer # 0...	1308 · Engine ...		34.58	-853,381.20
Bill	08/11/2017	0219-...	O'Reilly Auto Parts		874.46 · Mains...		137.17	-853,518.37
Bill Pmt -Check	08/14/2017	Transfer	PayChex		1107 · Checkin...	33,690.06		-819,828.31
Bill	08/14/2017	10089...	Clearwater Enterpris...	Financial Mon...	804.46 · City G...		54,313.51	-874,141.82
Bill	08/14/2017	170815	Windstream	Account # 04...	921.46 · Office...		322.36	-874,464.18
Bill	08/14/2017	127609	England Ford Inc	Cust # 1024	874.46 · Mains...		96.41	-874,560.59
Bill	08/14/2017	27176	Keystone-Beard Eq...		-SPLIT-		46.19	-874,606.78
Bill	08/14/2017	11074...	Isco Industries, LLC		1302 · Certifie...		3,620.93	-878,227.71
Bill	08/14/2017	17081...	Oklahoma Natural G...	Account # 21...	804.46 · City G...		452.53	-878,680.24
Bill	08/14/2017	17081...	Oklahoma Natural G...	Account # 21...	804.46 · City G...		386.12	-879,066.36
Bill	08/14/2017	17081...	Oklahoma Natural G...	Account # 21...	804.46 · City G...		548.14	-879,614.50
Bill	08/14/2017	17081...	Oklahoma Natural G...	Account # 21...	804.46 · City G...		132.01	-879,746.51
Bill	08/14/2017	17081...	Oklahoma Natural G...	Account # 21...	804.46 · City G...		1,182.24	-880,928.75
Bill	08/14/2017	17081...	Oklahoma Natural G...	Account # 21...	804.46 · City G...		143.84	-881,072.59
Bill	08/14/2017	17081...	Oklahoma Natural G...	Account # 21...	804.46 · City G...		210.15	-881,282.74
Bill	08/14/2017	170818	IPFS Corporation	Account # TX...	-SPLIT-		5,026.93	-886,309.67
Bill	08/14/2017	170818	Liberty Mutual Insur...	Account # 40...	924 · Insurance		3,270.55	-889,580.22
Bill	08/14/2017	20063...	Kentucky Undergrou...	Customer ID: ...	925 · I/D - Safe...		6.40	-889,586.62
Bill	08/14/2017	825 1...	Unifirst Holdings, In...		923.46 · Outsi...		32.70	-889,619.32
Bill	08/14/2017	833 1...	Unifirst Holdings, In...		923.46 · Outsi...		19.93	-889,639.25
Bill	08/15/2017	32202...	Locke Supply		874.46 · Mains...		325.80	-889,965.05
Bill	08/15/2017	170817	Guardian	Group ID: 00 ...	924 · Insurance		314.68	-890,279.73
Bill	08/15/2017	00441...	United Healthcare	Customer # 4...	926 · Employe...		7,944.53	-898,224.26
Bill	08/15/2017	170822	Ally	024922596418	-SPLIT-		624.64	-898,848.90
Bill	08/15/2017	170822	Cotton Electric Coop...	Acc # 270660...	903.46 · Custo...		175.74	-899,024.64
Bill	08/15/2017	827 0...	Unifirst Holdings, In...		923.46 · Outsi...		32.70	-899,057.34
Bill	08/15/2017	108643	Cart Farm & Home ...		874.46 · Mains...		33.80	-899,091.14
Bill	08/16/2017	132005	Delgasco, Inc.	Account # 16...	804.16 · City G...		4,461.88	-903,553.02
Bill	08/16/2017	10902...	EGW Utilities, Inc.	Customer ID ...	435 · Extraordi...		611.50	-904,164.52
Bill	08/16/2017	170818	Mesa Consolidated ...	Acc # 045127...	6230 · Utilities		47.99	-904,212.51
Bill	08/16/2017	170822	5100 John Guest		926 · Employe...		249.53	-904,462.04
Bill	08/16/2017	825 1...	Unifirst Holdings, In...		923.46 · Outsi...		173.19	-904,635.23
Bill	08/17/2017	21484...	Tate Boy's Tire & Se...		874.46 · Mains...		56.90	-904,692.13
Bill	08/17/2017	824 1...	Unifirst Holdings, In...		923.46 · Outsi...		71.97	-904,764.10
Bill	08/17/2017	GCCS...	Cummins		874.46 · Mains...		182.90	-904,947.00
Bill	08/17/2017	170822	Ally	611925685889	-SPLIT-		655.22	-905,602.22
Bill	08/17/2017	170901	Haskell County Wat...	Acc # 10-1240	903.46 · Custo...		18.00	-905,620.22
Bill	08/17/2017	109007	Cart Farm & Home ...		874.46 · Mains...		53.41	-905,673.63
Bill	08/18/2017	20170...	PayChex		-SPLIT-		46,366.71	-952,040.34
Bill	08/18/2017	170818	Green's Tire & Oil		-SPLIT-		244.82	-952,285.16
Bill	08/18/2017	27750...	CenterPoint Energy ...	Customer ID: ...	-SPLIT-		499.50	-952,784.66
Bill	08/18/2017	HC11...	H & C Services and ...		874.46 · Mains...		231.87	-953,016.53
Bill	08/18/2017	97912...	Verizon Wireless	Account # 87...	921.16 · Office...		733.03	-953,749.56
Bill	08/18/2017	36797...	Terminix Processing...	Cust # 7479088	932 · Maintena...		55.00	-953,804.56
Bill	08/18/2017	40013...	Cintas Corporation #...	Acct # 35084	923.16 · Outsi...		25.00	-953,829.56
Bill	08/18/2017	92334	Dixon Kirchoff, Inc	Customer # 0...	1308 · Engine ...		50.82	-953,880.38
Bill	08/19/2017	92526	Dixon Kirchoff, Inc	Customer # 0...	1308 · Engine ...		37.87	-953,918.25
Bill	08/19/2017	170901	Town of Eakly	Account # 888	6230 · Utilities		135.76	-954,054.01

Navitas Utility Corporation
General Ledger
As of December 31, 2017

Type	Date	Num	Name	Memo	Split	Debit	Credit	Balance
Bill	08/19/2017	170901	Town of Eakly	Account # 1019	6230 · Utilities		18.00	-954,072.01
Bill	08/20/2017	170822	Pioneer Telephone ...	Account # PT...	921.46 · Office...		104.48	-954,176.49
Bill	08/20/2017	02071...	US Cellular	Account # 84...	921.46 · Office...		400.42	-954,576.91
Bill Pmt -Check	08/21/2017	6608	Isco Industries, LLC		1107 · Checkin...	4,755.32		-949,821.59
Bill Pmt -Check	08/21/2017	6609	Equipment Controls ...	Customer # 1...	1107 · Checkin...	2,186.87		-947,634.72
Bill Pmt -Check	08/21/2017	6610	TDH Construction		1107 · Checkin...	1,541.68		-946,093.04
Credit	08/21/2017	20170...	PayChex		-SPLIT-	16,620.80		-929,472.24
Bill	08/21/2017	20170...	PayChex		-SPLIT-		13,848.79	-943,321.03
Bill Pmt -Check	08/21/2017		PayChex	QuickBooks g...	1107 · Checkin...	0.00		-943,321.03
General Journal	08/21/2017	170821	PayChex	PayChex refund	1107 · Checkin...		2,772.01	-946,093.04
Bill Pmt -Check	08/21/2017		PayChex	QuickBooks g...	1100 · Cash	0.00		-946,093.04
Bill	08/21/2017	00442...	United Healthcare	Customer # 5...	926 · Employe...		27,275.02	-973,368.06
Bill	08/21/2017	170821	TDH Construction	SDTruck Spri...	920 · Administr...		613.06	-973,981.12
Bill	08/21/2017	170821	TDH Construction	Camping World	920 · Administr...		164.30	-974,145.42
Bill	08/21/2017	170825	Public Service Co.	Account # 95...	903.46 · Custo...		37.46	-974,182.88
Bill	08/21/2017	170825	Public Service Co.	Account # 95...	903.46 · Custo...		154.89	-974,337.77
Bill	08/21/2017	11074...	Isco Industries, LLC		1302 · Certifie...		905.24	-975,243.01
Bill	08/21/2017	11074...	Isco Industries, LLC		-SPLIT-		351.44	-975,594.45
Bill	08/21/2017	825 1...	Unifirst Holdings, In...		923.46 · Outsi...		32.70	-975,627.15
Bill	08/21/2017	833 1...	Unifirst Holdings, In...		923.46 · Outsi...		19.93	-975,647.08
Bill	08/21/2017	103181	Hudson Equipment		874.46 · Mains...		14.11	-975,661.19
Bill	08/21/2017	2257	Quinton Parts Supply		874.46 · Mains...		8.70	-975,669.89
Bill Pmt -Check	08/22/2017	Transfer	PayChex		1107 · Checkin...	46,366.71		-929,303.18
Bill Pmt -Check	08/22/2017	6611	Petrol Energy, LLC		1107 · Checkin...	23,534.94		-905,768.24
Bill Pmt -Check	08/22/2017	6612	United Rentals, Inc.		1107 · Checkin...	4,777.24		-900,991.00
Bill	08/22/2017	HC11...	H & C Services and ...		925 · I/D - Safe...		106.44	-901,097.44
Bill	08/22/2017	170828	Klint Alexander	July 2017	-SPLIT-		1,000.00	-902,097.44
Bill	08/22/2017	170829	Oklahoma Natural G...	Acc # 212809...	903.46 · Custo...		21.64	-902,119.08
Bill	08/22/2017	827 0...	Unifirst Holdings, In...		923.46 · Outsi...		32.70	-902,151.78
Bill	08/22/2017	2269	Quinton Parts Supply		874.46 · Mains...		31.59	-902,183.37
Bill Pmt -Check	08/23/2017	6613	Unifirst Holdings, In...		1107 · Checkin...	98.10		-902,085.27
Bill	08/23/2017	170829	Public Service Co.	Account # 95...	903.46 · Custo...		136.07	-902,221.34
Bill	08/23/2017	33133	Remco		874.46 · Mains...		575.72	-902,797.06
Bill	08/23/2017	170828	Ally	024921495072	-SPLIT-		593.55	-903,390.61
Bill	08/23/2017	825 1...	Unifirst Holdings, In...		923.46 · Outsi...		173.19	-903,563.80
Bill	08/23/2017	2276	Quinton Parts Supply		874.46 · Mains...		76.21	-903,640.01
Bill Pmt -Check	08/24/2017	6614	Hull Brothers, Inc.		1107 · Checkin...	8,732.50		-894,907.51
Bill Pmt -Check	08/24/2017	Transfer	American Interstate ...	Policy AVWC...	1107 · Checkin...	1,822.73		-893,084.78
Bill	08/24/2017	824 1...	Unifirst Holdings, In...		923.46 · Outsi...		71.97	-893,156.75
Bill	08/24/2017	170829	Harmon Electric Ass...	Account # 50...	903.46 · Custo...		141.70	-893,298.45
Bill Pmt -Check	08/25/2017	Transfer	United Healthcare	Customer # 4...	1107 · Checkin...	7,944.53		-885,353.92
Bill Pmt -Check	08/25/2017	Transfer	United Healthcare	Customer # 5...	1107 · Checkin...	26,137.86		-859,216.06
Bill	08/25/2017	HC11...	H & C Services and ...		874.46 · Mains...		224.71	-859,440.77
Bill	08/25/2017	851940	Aflac	Accout #: FG...	926 · Employe...		153.12	-859,593.89
Bill	08/25/2017	538	RAGZ Roll Offs & H...		887.46 · Maint...		1,050.00	-860,643.89
Bill	08/25/2017	40014...	Cintas Corporation #...	Acct # 35084	923.16 · Outsi...		25.00	-860,668.89
Bill	08/25/2017	170901	Ally	024924239093	-SPLIT-		602.92	-861,271.81
Bill	08/25/2017	110001	Cart Farm & Home ...		874.46 · Mains...		151.70	-861,423.51
Bill	08/25/2017	163989	Farris Bobango Bra...		923.16 · Outsi...		1,500.00	-862,923.51

Navitas Utility Corporation
General Ledger
As of December 31, 2017

Type	Date	Num	Name	Memo	Split	Debit	Credit	Balance
Bill	08/27/2017	32224...	DirecTV	Account # 03...	6120 · Comm ...		137.11	-863,060.62
Bill	08/28/2017	170828	Buckaloo Construction		887.46 · Maint...		2,015.00	-865,075.62
Bill	08/28/2017	27386	Keystone-Beard Eq...		874.46 · Mains...		159.75	-865,235.37
Bill	08/28/2017	170901	Bank 7	Loan 1010669	427 · Interest ...		3,965.84	-869,201.21
Bill	08/28/2017	103593	Hudson Equipment		874.46 · Mains...		17.48	-869,218.69
Bill	08/28/2017	41647	Prince Plumbing LLC		-SPLIT-		8.20	-869,226.89
Bill	08/28/2017	32230...	DirecTV	Account # 08...	6120 · Comm ...		46.99	-869,273.88
Bill	08/28/2017	825 1...	Unifirst Holdings, In...		923.46 · Outsi...		32.70	-869,306.58
Bill	08/28/2017	833 1...	Unifirst Holdings, In...		923.46 · Outsi...		19.93	-869,326.51
Bill	08/28/2017	91121...	DNOW LP	Cust # 107415	874.46 · Mains...		4,048.78	-873,375.29
Bill	08/29/2017	2339	Quinton Parts Supply		874.46 · Mains...		39.22	-873,414.51
Bill	08/29/2017	827 0...	Unifirst Holdings, In...		923.46 · Outsi...		32.70	-873,447.21
Bill	08/30/2017	20170...	PayChex		-SPLIT-		33,292.17	-906,739.38
Bill	08/30/2017	41670	Prince Plumbing LLC		-SPLIT-		3.06	-906,742.44
Bill	08/30/2017	170905	Stephens Co. Rural ...	Account A-04...	903.46 · Custo...		35.00	-906,777.44
Bill	08/30/2017	825 1...	Unifirst Holdings, In...		923.46 · Outsi...		173.19	-906,950.63
Bill Pmt -Check	08/31/2017	Transfer	PayChex		1107 · Checkin...	33,292.17		-873,658.46
Bill	08/31/2017	99999...	United Rentals, Inc.	Customer: 13...	426.30 · Penalt...		116.18	-873,774.64
Bill	08/31/2017	1708N...	Navitas 1, LLC		1499 · Contrac...		10,080.00	-883,854.64
Bill Pmt -Check	08/31/2017		NALLC - gas facilities	QuickBooks g...	1100 · Cash	0.00		-883,854.64
Bill	08/31/2017	170905	Farmers Coop	Account # 353	-SPLIT-		2,929.59	-886,784.23
Bill	08/31/2017	Tus A...	Tom's Utility Service		887.46 · Maint...		2,920.00	-889,704.23
Bill	08/31/2017	824 1...	Unifirst Holdings, In...		923.46 · Outsi...		71.97	-889,776.20
Bill	08/31/2017	FC 5879	Prince Plumbing LLC		426.30 · Penalt...		1.00	-889,777.20
Bill	08/31/2017	99475...	Airgas, Inc.		931 · Rents		35.56	-889,812.76
Bill	08/31/2017	1708-...	Battery Backup Pow...	August	6120 · Comm ...		465.45	-890,278.21
Bill	08/31/2017	58	TDH Construction		920 · Administr...		1,380.00	-891,658.21
Bill	08/31/2017	170831	Wright Brothers Exc...		874.28 · Mains...		100.00	-891,758.21
Bill	08/31/2017	170905	CKenergy Electric C...	Account: 592...	6230 · Utilities		306.00	-892,064.21
Bill	08/31/2017	170905	CKenergy Electric C...	Account: 592...	6230 · Utilities		454.00	-892,518.21
Bill	08/31/2017	170908	R & R Water /Culligan	Account # 2279	6230 · Utilities		60.42	-892,578.63
Bill	08/31/2017	70871...	One Call Concepts, ...	Acct # NAVIT01	925 · I/D - Safe...		0.50	-892,579.13
Bill	08/31/2017	307	B & W Pipeline	August Trans...	804.15 · City G...		13,897.67	-906,476.80
Bill	08/31/2017	308	B & W Pipeline	August Trans...	804.15 · City G...		79.80	-906,556.60
Bill	08/31/2017	1708N...	NALLC - gas facilities		851.46 · Sys C...		4,198.32	-910,754.92
Bill	09/01/2017	20505...	Sonitrol Orange Cou...	Customer # 3...	932 · Maintena...		131.35	-910,886.27
Bill	09/01/2017	170829	Access Cable Televi...	Acct # 09-003...	921.16 · Office...		144.22	-911,030.49
Bill	09/01/2017	170829	5100 Sue Yearwood		926 · Employe...		673.22	-911,703.71
Bill	09/01/2017		Opal Leach		931 · Rents		250.00	-911,953.71
Bill	09/01/2017		Volunteer Trenching		874.16 · Mains...		250.00	-912,203.71
Bill	09/01/2017	20170...	PayChex		-SPLIT-		42,492.34	-954,696.05
Bill	09/01/2017	170901	Big Tex Trailers		1603 · Heavy e...		4,700.00	-959,396.05
Bill	09/01/2017	17-635	DeBritton Aviation Ltd.		6241 · Contrac...		1,500.00	-960,896.05
Bill	09/01/2017	17-621	DeBritton Holdings, ...		931 · Rents		1,200.00	-962,096.05
Bill	09/01/2017	170901	Tate Boy's Tire & Se...		426.30 · Penalt...		1.63	-962,097.68
Bill	09/01/2017	120	Steve Jolley		874.15 · Mains...		2,500.00	-964,597.68
Bill	09/01/2017	30	LMJ Industries		1408 · Prepaid...		1,000.00	-965,597.68
Bill	09/01/2017	153	Robert Parks		1408 · Prepaid...		4,008.00	-969,605.68
Bill	09/01/2017	170901	Ochelata Utility Auth...	Account 1129	903.46 · Custo...		134.28	-969,739.96

Navitas Utility Corporation
General Ledger
As of December 31, 2017

Type	Date	Num	Name	Memo	Split	Debit	Credit	Balance
Bill	09/01/2017	170901	Velma Public Works...		903.46 · Custo...		100.00	-969,839.96
Bill	09/01/2017	170905	American Interstate ...	Policy AVWC...	924 · Insurance		1,798.70	-971,638.66
Bill	09/01/2017	1709N...	Navitas Communica...		435 · Extraordi...		2,000.00	-973,638.66
Bill	09/01/2017	170908	Time Warner Cable	Account # 84...	6120 · Comm ...		161.50	-973,800.16
Bill	09/01/2017	170908	Time Warner Cable	Account # 84...	6120 · Comm ...		709.37	-974,509.53
Bill	09/01/2017	95628...	Quill	Account # C2...	921.16 · Office...		87.38	-974,596.91
Bill	09/01/2017	170905	Motley Gin, Inc.	Account ID: N...	921.46 · Office...		659.18	-975,256.09
Bill	09/01/2017	170905	Totah Communicati...	account # 7460	921.46 · Office...		289.97	-975,546.06
Bill	09/01/2017	170908	Red River Valley Ru...	Account # 19...	855.46 · Other ...		37.38	-975,583.44
Bill	09/01/2017	S1133...	E & S Oil Company		921.46 · Office...		8.75	-975,592.19
Bill	09/01/2017	1676	Full Spectrum Servi...		932 · Maintena...		175.00	-975,767.19
Bill	09/01/2017	10185...	X Stream Services	Account 0023...	6120 · Comm ...		381.43	-976,148.62
Bill	09/01/2017	170912	Jellico Electric & Wa...	Account # 00...	903.16 · Custo...		87.33	-976,235.95
Bill	09/01/2017	170912	Ally	024923459722	-SPLIT-		645.10	-976,881.05
Bill	09/01/2017	40015...	Cintas Corporation #...	Acct # 35084	923.16 · Outsi...		25.00	-976,906.05
Bill	09/01/2017	170913	Green's Tire & Oil		-SPLIT-		167.82	-977,073.87
Bill	09/01/2017	54153...	Western Exterminat...	Cust # 15043...	932 · Maintena...		75.00	-977,148.87
Bill	09/01/2017	30589	Professional Collecti...		-SPLIT-		130.00	-977,278.87
Bill	09/01/2017	R93754	Dixon Kirchoff, Inc	Customer # 0...	874.46 · Mains...		12.50	-977,291.37
Bill	09/01/2017	17H00...	ReadyRefresh	Account # 00...	6230 · Utilities		79.30	-977,370.67
Bill	09/03/2017		Legacy Bank		6320 · Bank fees		75.00	-977,445.67
Bill	09/03/2017		Streetmaster, LLC		920 · Administr...		1,250.00	-978,695.67
Bill	09/03/2017	170913	Purchase Power	Acct # 8000-9...	6130 · Postage		1,121.35	-979,817.02
Bill	09/04/2017	825 1...	Unifirst Holdings, In...		923.46 · Outsi...		32.70	-979,849.72
Bill	09/04/2017	833 1...	Unifirst Holdings, In...		923.46 · Outsi...		19.93	-979,869.65
Bill Pmt -Check	09/05/2017	6615	Unifirst Holdings, In...		1107 · Checkin...	99.65		-979,770.00
Bill Pmt -Check	09/05/2017	Transfer	PayChex		1107 · Checkin...	42,492.34		-937,277.66
Bill Pmt -Check	09/05/2017	6616	Unifirst Holdings, In...		1107 · Checkin...	287.88		-936,989.78
Bill Pmt -Check	09/05/2017	6617	5100 John Guest		1107 · Checkin...	249.53		-936,740.25
Bill Pmt -Check	09/05/2017	6618	5100 Sue Yearwood		1107 · Checkin...	673.22		-936,067.03
Bill Pmt -Check	09/05/2017	6619	Access Cable Televi...	Acct # 09-003...	1107 · Checkin...	144.22		-935,922.81
Bill Pmt -Check	09/05/2017	6620	Aflac	Accout #: FG...	1107 · Checkin...	153.12		-935,769.69
Bill Pmt -Check	09/05/2017	6621	Albany Plumbing & ...		1107 · Checkin...	95.20		-935,674.49
Bill Pmt -Check	09/05/2017	6622	Ally	024923459722	1107 · Checkin...	677.35		-934,997.14
Bill Pmt -Check	09/05/2017	6623	American Interstate ...	Policy AVWC...	1107 · Checkin...	1,798.70		-933,198.44
Bill Pmt -Check	09/05/2017	6624	AT&T Mobility	287021588346	1107 · Checkin...	688.53		-932,509.91
Bill Pmt -Check	09/05/2017	6625	CenterPoint Energy ...	Customer ID: ...	1107 · Checkin...	499.50		-932,010.41
Bill Pmt -Check	09/05/2017	6626	Cintas Corporation #...		1107 · Checkin...	175.00		-931,835.41
Bill Pmt -Check	09/05/2017	6627	Cotton Electric Coop...	Acc # 270660...	1107 · Checkin...	175.74		-931,659.67
Bill Pmt -Check	09/05/2017	6628	Cummins		1107 · Checkin...	182.90		-931,476.77
Bill Pmt -Check	09/05/2017	6629	DirecTV	Account # 03...	1107 · Checkin...	137.11		-931,339.66
Bill Pmt -Check	09/05/2017	6630	Enable Gas Transmi...	Account # 26...	1107 · Checkin...	1,913.64		-929,426.02
Bill Pmt -Check	09/05/2017	6631	England Ford Inc		1107 · Checkin...	150.83		-929,275.19
Bill Pmt -Check	09/05/2017	6632	F & M Bank	Loan 9995000	1107 · Checkin...	630.87		-928,644.32
Bill Pmt -Check	09/05/2017	6633	G & C Supply Co, Inc	Cust # 109469	1107 · Checkin...	142.93		-928,501.39
Bill Pmt -Check	09/05/2017	6634	Green's Tire & Oil		1107 · Checkin...	244.82		-928,256.57
Bill Pmt -Check	09/05/2017	6635	Guardian	Group ID: 00 ...	1107 · Checkin...	314.68		-927,941.89
Bill Pmt -Check	09/05/2017	6636	Harmon Electric Ass...	Account # 50...	1107 · Checkin...	141.70		-927,800.19
Bill Pmt -Check	09/05/2017	6637	Haskell County Wat...	Acc # 10-1240	1107 · Checkin...	18.00		-927,782.19

Navitas Utility Corporation
General Ledger
As of December 31, 2017

Type	Date	Num	Name	Memo	Split	Debit	Credit	Balance
Bill Pmt -Check	09/05/2017	6638	Hudson Equipment		1107 · Checkin...	75.93		-927,706.26
Bill Pmt -Check	09/05/2017	6639	IPFS Corporation	Account # TX...	1107 · Checkin...	5,026.93		-922,679.33
Bill Pmt -Check	09/05/2017	6640	Kentucky Undergrou...	Customer ID: ...	1107 · Checkin...	6.40		-922,672.93
Bill Pmt -Check	09/05/2017	6641	Keystone-Beard Eq...		1107 · Checkin...	205.94		-922,466.99
Bill Pmt -Check	09/05/2017	6642	Klint Alexander		1107 · Checkin...	2,157.67		-920,309.32
Bill Pmt -Check	09/05/2017	6643	Legacy Bank		1107 · Checkin...	75.00		-920,234.32
Bill Pmt -Check	09/05/2017	6644	Liberty Mutual Insur...	Account # 40...	1107 · Checkin...	3,270.55		-916,963.77
Bill Pmt -Check	09/05/2017	6645	Mesa Consolidated ...	Acc # 045127...	1107 · Checkin...	47.99		-916,915.78
Bill Pmt -Check	09/05/2017	6646	Northfork Electric C...	Acct # 12975	1107 · Checkin...	48.21		-916,867.57
Bill Pmt -Check	09/05/2017	6647	Ochelata Utility Auth...	Account 1129	1107 · Checkin...	134.28		-916,733.29
Bill Pmt -Check	09/05/2017	6648	Oklahoma Natural G...		1107 · Checkin...	3,076.67		-913,656.62
Bill Pmt -Check	09/05/2017	6649	Opal Leach		1107 · Checkin...	250.00		-913,406.62
Bill Pmt -Check	09/05/2017	6650	Pioneer Telephone ...	Account # PT...	1107 · Checkin...	104.48		-913,302.14
Bill Pmt -Check	09/05/2017	6651	Public Service Co.		1107 · Checkin...	365.71		-912,936.43
Bill Pmt -Check	09/05/2017	6652	Quill		1107 · Checkin...	731.14		-912,205.29
Bill Pmt -Check	09/05/2017	6653	Russmar Utility Man...		1107 · Checkin...	1,000.00		-911,205.29
Bill Pmt -Check	09/05/2017	6654	SoCal Gas	Account # 10...	1107 · Checkin...	1.87		-911,203.42
Bill Pmt -Check	09/05/2017	6655	Sonitrol Orange Cou...	Customer # 3...	1107 · Checkin...	131.35		-911,072.07
Bill Pmt -Check	09/05/2017	6656	Southern California ...	Customer acc...	1107 · Checkin...	522.14		-910,549.93
Bill Pmt -Check	09/05/2017	6657	Southern Star Centr...		1107 · Checkin...	10,667.66		-899,882.27
Bill Pmt -Check	09/05/2017	6658	Steve Jolley		1107 · Checkin...	2,500.00		-897,382.27
Bill Pmt -Check	09/05/2017	6659	Tate Boy's Tire & Se...		1107 · Checkin...	149.07		-897,233.20
Bill Pmt -Check	09/05/2017	6660	Terminix Processing...	Cust # 7479088	1107 · Checkin...	55.00		-897,178.20
Bill Pmt -Check	09/05/2017	6661	Town of Eakly		1107 · Checkin...	153.76		-897,024.44
Bill Pmt -Check	09/05/2017	6662	Unifirst Holdings, In...		1107 · Checkin...	718.41		-896,306.03
Bill Pmt -Check	09/05/2017	6663	Unifirst Holdings, In...		1107 · Checkin...	130.80		-896,175.23
Bill Pmt -Check	09/05/2017	6664	US Cellular	Account # 84...	1107 · Checkin...	400.42		-895,774.81
Bill Pmt -Check	09/05/2017	6665	Velma Public Works...		1107 · Checkin...	100.00		-895,674.81
Bill Pmt -Check	09/05/2017	6666	Verizon Wireless	Account # 87...	1107 · Checkin...	733.03		-894,941.78
Bill Pmt -Check	09/05/2017	6667	Volunteer Trenching		1107 · Checkin...	250.00		-894,691.78
Bill Pmt -Check	09/05/2017	6668	Wann Stop		1107 · Checkin...	443.47		-894,248.31
Bill Pmt -Check	09/05/2017	6669	Windstream	Account # 04...	1107 · Checkin...	322.36		-893,925.95
Bill Pmt -Check	09/05/2017	6670	Ally	024922596418	1107 · Checkin...	624.64		-893,301.31
Bill Pmt -Check	09/05/2017	6671	Ally	611925685889	1107 · Checkin...	655.22		-892,646.09
Bill Pmt -Check	09/05/2017	6672	Big Tex Trailers		1107 · Checkin...	4,700.00		-887,946.09
Bill Pmt -Check	09/05/2017	6673	B & B Meter Service		1107 · Checkin...	1,546.32		-886,399.77
Bill Pmt -Check	09/05/2017	6674	Farris Bobango Bra...		1107 · Checkin...	3,675.00		-882,724.77
Bill Pmt -Check	09/05/2017	6675	RAGZ Roll Offs & H...		1107 · Checkin...	2,100.00		-880,624.77
Bill	09/05/2017	170908	The Town of Grace...		903.46 · Custo...		75.00	-880,699.77
Bill	09/05/2017	170905	CenterPoint Energy	7257756-2	804.46 · City G...		78.07	-880,777.84
Bill	09/05/2017	170905	Pioneer Cellular - us...	Account # CN...	921.46 · Office...		92.60	-880,870.44
Bill	09/05/2017	827 0...	Unifirst Holdings, In...		923.46 · Outsi...		32.70	-880,903.14
Bill	09/06/2017	170906	A New Energy LLC		923.46 · Outsi...	0.00		-880,903.14
Bill	09/06/2017	170901	First Volunteer Bank		6320 · Bank fees		16.50	-880,919.64
Bill	09/06/2017	11075...	Isco Industries, LLC		1302 · Certifie...		2,483.97	-883,403.61
Bill	09/06/2017	825 1...	Unifirst Holdings, In...		923.46 · Outsi...		198.84	-883,602.45
Bill	09/06/2017	3701	Huston DePue Labs...		874.16 · Mains...		127.41	-883,729.86
Bill Pmt -Check	09/07/2017	6676	Clearwater Enterpris...	Financial Mon...	1107 · Checkin...	9,000.00		-874,729.86
Bill	09/07/2017	70-TN...	Southern Star Centr...		804.46 · City G...		10,550.05	-885,279.91

Navitas Utility Corporation
General Ledger
As of December 31, 2017

Type	Date	Num	Name	Memo	Split	Debit	Credit	Balance
Bill	09/07/2017	09170...	Natural Gas Pipeline...	Acct # 5319 / ...	804.46 · City G...		492.23	-885,772.14
Bill	09/07/2017	824 1...	Unifirst Holdings, In...		923.46 · Outsi...		71.97	-885,844.11
Bill	09/07/2017	S1713...	Equipment Controls ...	Customer # 1...	1607 · Meters ...		8,694.00	-894,538.11
Bill	09/07/2017	170912	Public Service Co.	Account # 95...	903.46 · Custo...		37.93	-894,576.04
Bill	09/07/2017	11075...	Isco Industries, LLC		-SPLIT-		7,971.30	-902,547.34
Bill	09/08/2017	1792	Russmar Utility Man...		887.15 · Maint...		1,000.00	-903,547.34
Bill	09/08/2017	14862...	United Rentals, Inc.	Customer: 13...	887.46 · Maint...		5,982.97	-909,530.31
Bill	09/08/2017	170914	Public Service Co.	Account # 95...	903.46 · Custo...		24.62	-909,554.93
Bill	09/08/2017	170914	Northfork Electric C...	Acct # 12975	903.46 · Custo...		47.44	-909,602.37
Bill	09/08/2017	11075...	Isco Industries, LLC		-SPLIT-		1,906.21	-911,508.58
Bill	09/08/2017	40015...	Cintas Corporation #...	Acct # 35084	923.16 · Outsi...		25.00	-911,533.58
Bill	09/08/2017	0219-...	O'Reilly Auto Parts		874.46 · Mains...		61.99	-911,595.57
Bill	09/09/2017	09092...	AT&T Mobility	Account # 28...	921.46 · Office...		666.27	-912,261.84
Bill	09/10/2017	170914	Ron Comingdeer & ...		923.46 · Outsi...		2,083.00	-914,344.84
Bill Pmt -Check	09/11/2017	6677	Navitas 1, LLC		1107 · Checkin...	9,960.00		-904,384.84
Bill	09/11/2017	170913	SoCal Gas	Account # 10...	6230 · Utilities		0.94	-904,385.78
Bill	09/11/2017	S1708...	Equipment Controls ...	Customer # 1...	874.46 · Mains...		215.68	-904,601.46
Bill	09/11/2017	33043...	Pitney Bowes	Account # 00...	931 · Rents		634.38	-905,235.84
Bill	09/11/2017	27574	Keystone-Beard Eq...		874.46 · Mains...		23.76	-905,259.60
Bill	09/11/2017	97438...	Quill	Account # C2...	6140 · Office c...		3.66	-905,263.26
Bill	09/11/2017	97461...	Quill	Account # C2...	6140 · Office c...		42.79	-905,306.05
Bill	09/11/2017	97484...	Quill	Account # C2...	6140 · Office c...		5.23	-905,311.28
Bill	09/11/2017	112211	Cart Farm & Home ...		874.46 · Mains...		27.45	-905,338.73
Bill	09/11/2017	825 1...	Unifirst Holdings, In...		923.46 · Outsi...		36.98	-905,375.71
Bill	09/11/2017	833 1...	Unifirst Holdings, In...		923.46 · Outsi...		19.93	-905,395.64
Bill Pmt -Check	09/12/2017	6678	TDH Construction		1107 · Checkin...	1,380.00		-904,015.64
Bill	09/12/2017	170913	Southern California ...	Customer acc...	6230 · Utilities		489.40	-904,505.04
Bill	09/12/2017	TR-57...	Enable Oklahoma In...	Account # 26...	804.46 · City G...		1,403.00	-905,908.04
Bill	09/12/2017	TR-57...	Enable Oklahoma In...	Account # 26...	804.46 · City G...		1,650.00	-907,558.04
Bill	09/12/2017	TR-53...	Enable Gas Transmi...	Account # 26...	804.46 · City G...		2,024.42	-909,582.46
Bill	09/12/2017	170918	IPFS Corporation	Account # TX...	-SPLIT-		5,026.93	-914,609.39
Bill	09/12/2017	170918	F & M Bank	Loan 9995000	-SPLIT-		630.87	-915,240.26
Bill	09/12/2017	170918	Liberty Mutual Insur...	Account # 40...	924 · Insurance		3,480.81	-918,721.07
Bill	09/12/2017	K93066	OCT Equipment LLC		874.46 · Mains...		67.73	-918,788.80
Bill	09/12/2017	R94939	Dixon Kirchoff, Inc	Customer # 0...	874.46 · Mains...		275.99	-919,064.79
Bill	09/12/2017	827 0...	Unifirst Holdings, In...		923.46 · Outsi...		32.70	-919,097.49
Bill	09/13/2017	20170...	PayChex		-SPLIT-		33,173.52	-952,271.01
Bill	09/13/2017	170918	Windstream	Account # 04...	921.46 · Office...		339.46	-952,610.47
Bill	09/13/2017	10089...	Clearwater Enterpris...	Financial Mon...	804.46 · City G...		9,761.70	-962,372.17
Bill	09/13/2017	HC11...	H & C Services and ...		874.46 · Mains...		38.14	-962,410.31
Bill	09/13/2017	S2024...	Bemac Supply	Customer # 6...	1302 · Certifie...		312.62	-962,722.93
Bill	09/13/2017	98122...	Quill	Account # C2...	921.46 · Office...		71.91	-962,794.84
Bill	09/13/2017	104785	Hudson Equipment		874.46 · Mains...		13.13	-962,807.97
Bill	09/13/2017	112495	Cart Farm & Home ...		874.46 · Mains...		12.94	-962,820.91
Bill	09/13/2017	825 1...	Unifirst Holdings, In...		923.46 · Outsi...		173.19	-962,994.10
Bill Pmt -Check	09/14/2017	Transfer	PayChex		1107 · Checkin...	33,173.52		-929,820.58
Bill Pmt -Check	09/14/2017	6679	Clearwater Enterpris...	Financial Mon...	1107 · Checkin...	9,000.00		-920,820.58
Bill Pmt -Check	09/14/2017	6680	United Rentals, Inc.		1107 · Checkin...	5,808.87		-915,011.71
Bill	09/14/2017	20063...	Kentucky Undergrou...	Customer ID: ...	925 · I/D - Safe...		6.40	-915,018.11

Navitas Utility Corporation
General Ledger
As of December 31, 2017

Type	Date	Num	Name	Memo	Split	Debit	Credit	Balance
Bill	09/14/2017	10089...	Clearwater Enterpris...	Financial Mon...	804.46 · City G...		51,402.35	-966,420.46
Bill	09/14/2017	138	Petrol Energy, LLC		-SPLIT-		31,528.15	-997,948.61
Bill	09/14/2017	17080...	Enbridge/Spectra E...	Account # 29...	804.15 · City G...		1,674.99	-999,623.60
Bill	09/14/2017	170919	Ally	024922596418	-SPLIT-		624.64	-1,000,248.24
Bill	09/14/2017	170919	Guardian	Group ID: 00 ...	924 · Insurance		311.65	-1,000,559.89
Bill	09/14/2017	824 1...	Unifirst Holdings, In...		923.46 · Outsi...		71.97	-1,000,631.86
Bill	09/14/2017	17092...	Oklahoma Natural G...	Account # 21...	804.46 · City G...		547.60	-1,001,179.46
Bill	09/14/2017	17092...	Oklahoma Natural G...	Account # 21...	804.46 · City G...		133.93	-1,001,313.39
Bill	09/14/2017	17092...	Oklahoma Natural G...	Account # 21...	804.46 · City G...		1,152.90	-1,002,466.29
Bill	09/14/2017	17092...	Oklahoma Natural G...	Account # 21...	804.46 · City G...		381.42	-1,002,847.71
Bill	09/14/2017	17092...	Oklahoma Natural G...	Account # 21...	804.46 · City G...		452.14	-1,003,299.85
Bill	09/14/2017	17092...	Oklahoma Natural G...	Account # 21...	804.46 · City G...		144.39	-1,003,444.24
Bill	09/14/2017	17092...	Oklahoma Natural G...	Account # 21...	804.46 · City G...		1,303.85	-1,004,748.09
Bill	09/14/2017	128192	England Ford Inc	Cust # 1024	874.46 · Mains...		59.87	-1,004,807.96
Bill	09/14/2017	276904	Harold's Auto Supply	Acct # 3530	874.46 · Mains...		41.24	-1,004,849.20
Bill	09/15/2017	20170...	PayChex		-SPLIT-		42,101.86	-1,046,951.06
Bill	09/15/2017	Form ...	Oklahoma Tax Com...	20-5778213 2...	6420 · Tax con...		1,331.00	-1,048,282.06
Bill Pmt -Check	09/15/2017	6681	Oklahoma Tax Com...	20-5778213 2...	1107 · Checkin...	1,331.00		-1,046,951.06
Bill	09/15/2017	2017 ...	State of California	20-5778213 2...	6420 · Tax con...		800.00	-1,047,751.06
Bill	09/15/2017	2016 ...	State of California	EIN 20-57782...	6420 · Tax con...		24.00	-1,047,775.06
Bill Pmt -Check	09/15/2017	6682	State of California	20-5778213 2...	1107 · Checkin...	800.00		-1,046,975.06
Bill Pmt -Check	09/15/2017	6683	State of California	EIN 20-57782...	1107 · Checkin...	24.00		-1,046,951.06
Bill Pmt -Check	09/15/2017	6684	Hull Brothers, Inc.	TX-A Phase 1...	1107 · Checkin...	10,000.00		-1,036,951.06
Bill	09/15/2017	170918	Cotton Electric Coop...	Acc # 270660...	903.46 · Custo...		118.43	-1,037,069.49
Bill	09/15/2017	164336	Farris Bobango Bra...		923.16 · Outsi...		1,500.00	-1,038,569.49
Bill	09/15/2017	132303	Delgasco, Inc.	Account # 16...	804.16 · City G...		4,675.44	-1,043,244.93
Bill	09/15/2017	C0044...	United Healthcare	Customer # 4...	926 · Employe...		12,085.95	-1,055,330.88
Bill	09/15/2017	170926	Monday's Stop N Sh...		921.46 · Office...		1,670.50	-1,057,001.38
Bill	09/15/2017	170926	Monday's Stop N Sh...		921.46 · Office...		1,621.02	-1,058,622.40
Bill	09/15/2017	36872...	Terminix Processing...	Cust # 7479088	932 · Maintena...		57.00	-1,058,679.40
Bill	09/15/2017	170926	5100 John Guest		926 · Employe...		249.53	-1,058,928.93
Bill	09/15/2017	40016...	Cintas Corporation #...	Acct # 35084	923.16 · Outsi...		25.00	-1,058,953.93
Bill	09/15/2017	170927	Ally	611925685889	-SPLIT-		655.22	-1,059,609.15
Bill	09/18/2017	8551	German Roofing LLC		887.46 · Maint...		22,891.00	-1,082,500.15
Bill	09/18/2017	0166-...	DeBritton Aviation Ltd.		1499 · Contrac...		18,744.92	-1,101,245.07
Bill Pmt -Check	09/18/2017	6752	DeBritton Aviation Ltd.		1107 · Checkin...	3,744.92		-1,097,500.15
Bill	09/18/2017	97929...	Verizon Wireless	Account # 87...	921.16 · Office...		758.30	-1,098,258.45
Bill	09/18/2017	171001	Haskell County Wat...	Acc # 10-1240	903.46 · Custo...		18.00	-1,098,276.45
Bill	09/18/2017	277152	Harold's Auto Supply	Acct # 3530	874.46 · Mains...		5.16	-1,098,281.61
Bill	09/18/2017	825 1...	Unifirst Holdings, In...		923.46 · Outsi...		32.70	-1,098,314.31
Bill	09/18/2017	833 1...	Unifirst Holdings, In...		923.46 · Outsi...		19.93	-1,098,334.24
Bill Pmt -Check	09/19/2017	Transfer	PayChex		1107 · Checkin...	42,101.86		-1,056,232.38
Bill Pmt -Check	09/19/2017	6685	A New Energy LLC		1107 · Checkin...	4,188.41		-1,052,043.97
Bill Pmt -Check	09/19/2017	6686	Airgas, Inc.		1107 · Checkin...	35.56		-1,052,008.41
Bill Pmt -Check	09/19/2017	6687	Ally	024921495072	1107 · Checkin...	593.55		-1,051,414.86
Bill Pmt -Check	09/19/2017	6688	AT&T Mobility	287021588346	1107 · Checkin...	666.27		-1,050,748.59
Bill Pmt -Check	09/19/2017	6689	Bank 7	Loan 1010669	1107 · Checkin...	3,965.84		-1,046,782.75
Bill Pmt -Check	09/19/2017	6690	Bemac Supply	Customer # 6...	1107 · Checkin...	426.25		-1,046,356.50
Bill Pmt -Check	09/19/2017	6691	Cart Farm & Home ...		1107 · Checkin...	238.91		-1,046,117.59

Navitas Utility Corporation
General Ledger
As of December 31, 2017

Type	Date	Num	Name	Memo	Split	Debit	Credit	Balance
Bill Pmt -Check	09/19/2017	6692	CenterPoint Energy	7257756-2	1107 · Checkin...	78.07		-1,046,039.52
Bill Pmt -Check	09/19/2017	6693	Cintas Corporation #...		1107 · Checkin...	50.00		-1,045,989.52
Bill Pmt -Check	09/19/2017	6694	CKenergy Electric C...		1107 · Checkin...	760.00		-1,045,229.52
Bill Pmt -Check	09/19/2017	6695	German Roofing LLC		1107 · Checkin...	11,445.50		-1,033,784.02
Bill Pmt -Check	09/19/2017	6696	Cotton Electric Coop...	Acc # 270660...	1107 · Checkin...	118.43		-1,033,665.59
Bill Pmt -Check	09/19/2017	6697	Delgasco, Inc.		1107 · Checkin...	14,935.80		-1,018,729.79
Bill Pmt -Check	09/19/2017	6698	DirecTV	Account # 08...	1107 · Checkin...	46.99		-1,018,682.80
Bill Pmt -Check	09/19/2017	6699	Dixon Kirchoff, Inc		1107 · Checkin...	874.64		-1,017,808.16
Bill Pmt -Check	09/19/2017	6700	E & S Oil Company		1107 · Checkin...	8.75		-1,017,799.41
Bill Pmt -Check	09/19/2017	6701	EGW Utilities, Inc.		1107 · Checkin...	9,050.64		-1,008,748.77
Bill Pmt -Check	09/19/2017	6702	Equipment Controls ...		1107 · Checkin...	9,863.52		-998,885.25
Bill Pmt -Check	09/19/2017	6703	Farmers Coop	Account # 353	1107 · Checkin...	2,929.59		-995,955.66
Bill Pmt -Check	09/19/2017	6704	Farmers Coop Mill &...		1107 · Checkin...	63.00		-995,892.66
Bill Pmt -Check	09/19/2017	6705	First Volunteer Bank		1107 · Checkin...	16.50		-995,876.16
Bill Pmt -Check	09/19/2017	6706	Full Spectrum Servi...		1107 · Checkin...	175.00		-995,701.16
Bill Pmt -Check	09/19/2017	6707	Green's Tire & Oil		1107 · Checkin...	167.82		-995,533.34
Bill Pmt -Check	09/19/2017	6708	H & C Services and ...		1107 · Checkin...	601.16		-994,932.18
Bill Pmt -Check	09/19/2017	6709	HBC CPAs & Advisors	Client no 05761	1107 · Checkin...	4,500.00		-990,432.18
Bill Pmt -Check	09/19/2017	6710	Jellico Electric & Wa...	Account # 00...	1107 · Checkin...	87.33		-990,344.85
Bill Pmt -Check	09/19/2017	6711	LMJ Industries		1107 · Checkin...	1,000.00		-989,344.85
Bill Pmt -Check	09/19/2017	6712	Locke Supply		1107 · Checkin...	325.80		-989,019.05
Bill Pmt -Check	09/19/2017	6713	Motley Gin, Inc.	Account ID: N...	1107 · Checkin...	659.18		-988,359.87
Bill Pmt -Check	09/19/2017	6714	Natural Gas Pipeline...	Acct # 5319 / ...	1107 · Checkin...	492.23		-987,867.64
Bill Pmt -Check	09/19/2017	6715	Northfork Electric C...	Acct # 12975	1107 · Checkin...	47.44		-987,820.20
Bill Pmt -Check	09/19/2017	6716	O'Reilly Auto Parts		1107 · Checkin...	137.17		-987,683.03
Bill Pmt -Check	09/19/2017	6717	OCT Equipment LLC		1107 · Checkin...	67.73		-987,615.30
Bill Pmt -Check	09/19/2017	6718	Oklahoma Press Se...		1107 · Checkin...	3,454.25		-984,161.05
Bill Pmt -Check	09/19/2017	6719	One Call Concepts, ...	Acct # NAVIT01	1107 · Checkin...	0.50		-984,160.55
Bill Pmt -Check	09/19/2017	6720	Pioneer Cellular - us...	Account # CN...	1107 · Checkin...	92.60		-984,067.95
Bill Pmt -Check	09/19/2017	6721	Pitney Bowes	Account # 00...	1107 · Checkin...	634.38		-983,433.57
Bill Pmt -Check	09/19/2017	6722	Prince Plumbing LLC		1107 · Checkin...	100.97		-983,332.60
Bill Pmt -Check	09/19/2017	6723	Public Service Co.		1107 · Checkin...	62.55		-983,270.05
Bill Pmt -Check	09/19/2017	6724	Quill		1107 · Checkin...	283.56		-982,986.49
Bill Pmt -Check	09/19/2017	6725	Quinton Parts Supply		1107 · Checkin...	155.72		-982,830.77
Bill Pmt -Check	09/19/2017	6726	R & R Water /Culligan	Account # 2279	1107 · Checkin...	60.42		-982,770.35
Bill Pmt -Check	09/19/2017	6727	RAGZ Roll Offs & H...		1107 · Checkin...	525.00		-982,245.35
Bill Pmt -Check	09/19/2017	6728	Red River Valley Ru...	Account # 19...	1107 · Checkin...	37.38		-982,207.97
Bill Pmt -Check	09/19/2017	6729	Ron Comingdeer & ...		1107 · Checkin...	2,083.00		-980,124.97
Bill Pmt -Check	09/19/2017	6730	SoCal Gas	Account # 10...	1107 · Checkin...	0.94		-980,124.03
Bill Pmt -Check	09/19/2017	6731	Southern California ...	Customer acc...	1107 · Checkin...	489.40		-979,634.63
Bill Pmt -Check	09/19/2017	6732	Enbridge/Spectra E...	Account # 29...	1107 · Checkin...	1,674.99		-977,959.64
Bill Pmt -Check	09/19/2017	6733	Stephens Co. Rural ...	Account A-04...	1107 · Checkin...	35.00		-977,924.64
Bill Pmt -Check	09/19/2017	6734	The Town of Grace...		1107 · Checkin...	75.00		-977,849.64
Bill Pmt -Check	09/19/2017	6735	Time Warner Cable	Account # 84...	1107 · Checkin...	161.50		-977,688.14
Bill Pmt -Check	09/19/2017	6736	Tom's Utility Service		1107 · Checkin...	700.00		-976,988.14
Bill Pmt -Check	09/19/2017	6737	Totah Communicati...	account # 7460	1107 · Checkin...	289.97		-976,698.17
Bill Pmt -Check	09/19/2017	6738	Robert Parks		1107 · Checkin...	4,008.00		-972,690.17
Bill Pmt -Check	09/19/2017	6739	Unifirst Holdings, In...		1107 · Checkin...	545.22		-972,144.95
Bill Pmt -Check	09/19/2017	6740	Unifirst Holdings, In...	VOID:	1107 · Checkin...	0.00		-972,144.95

Navitas Utility Corporation
General Ledger
As of December 31, 2017

Type	Date	Num	Name	Memo	Split	Debit	Credit	Balance
Bill Pmt -Check	09/19/2017	6741	Unifirst Holdings, In...		1107 · Checkin...	143.94		-972,001.01
Bill Pmt -Check	09/19/2017	6742	Unifirst Holdings, In...		1107 · Checkin...	130.80		-971,870.21
Bill Pmt -Check	09/19/2017	6743	Unifirst Holdings, In...		1107 · Checkin...	39.86		-971,830.35
Bill Pmt -Check	09/19/2017	6744	Western Exterminat...	Cust # 15043...	1107 · Checkin...	75.00		-971,755.35
Bill Pmt -Check	09/19/2017	6745	Windstream	Account # 04...	1107 · Checkin...	339.46		-971,415.89
Bill Pmt -Check	09/19/2017	6746	Wright Brothers Exc...		1107 · Checkin...	100.00		-971,315.89
Bill Pmt -Check	09/19/2017	6747	X Stream Services	0013081	1107 · Checkin...	381.43		-970,934.46
Bill Pmt -Check	09/19/2017	6748	Ally	024924239093	1107 · Checkin...	602.92		-970,331.54
Bill Pmt -Check	09/19/2017	6749	Time Warner Cable	Account # 84...	1107 · Checkin...	709.37		-969,622.17
Bill Pmt -Check	09/19/2017	6750	Ally	024923459722	1107 · Checkin...	645.10		-968,977.07
Bill Pmt -Check	09/19/2017	6751	Unifirst Holdings, In...		1107 · Checkin...	98.10		-968,878.97
Bill	09/19/2017	00444...	United Healthcare	Customer # 5...	926 · Employe...		27,275.02	-996,153.99
Bill	09/19/2017	128254	England Ford Inc	Cust # 1024	874.46 · Mains...		58.58	-996,212.57
Bill	09/19/2017	171002	Town of Eakly	Account # 888	6230 · Utilities		143.01	-996,355.58
Bill	09/19/2017	171001	Town of Eakly	Account # 1019	6230 · Utilities		18.00	-996,373.58
Bill	09/19/2017	277201	Harold's Auto Supply	Acct # 3530	874.46 · Mains...		8.46	-996,382.04
Bill	09/19/2017	113194	Cart Farm & Home ...		874.46 · Mains...		6.59	-996,388.63
Bill	09/19/2017	827 0...	Unifirst Holdings, In...		923.46 · Outsi...		32.70	-996,421.33
Bill	09/20/2017	0219-...	O'Reilly Auto Parts		874.46 · Mains...		175.01	-996,596.34
Bill	09/20/2017	170921	5100 Noelle Ward		920 · Administr...		21.08	-996,617.42
Bill	09/20/2017	170920	5100 Bruce Lynn		887.46 · Maint...		890.00	-997,507.42
Bill	09/20/2017	170926	Public Service Co.	Account # 95...	903.46 · Custo...		37.46	-997,544.88
Bill	09/20/2017	170926	Public Service Co.	Account # 95...	903.46 · Custo...		145.25	-997,690.13
Bill	09/20/2017	170926	Pioneer Telephone ...	Account # PT...	921.46 · Office...		241.14	-997,931.27
Bill	09/20/2017	5398	B & B Meter Service		1607 · Meters ...		6,035.50	-1,003,966.77
Bill	09/20/2017	170920	Dixon Kirchoff, Inc	Customer # 0...	426.30 · Penalt...		13.12	-1,003,979.89
Bill	09/20/2017	02118...	US Cellular	Account # 84...	921.46 · Office...		400.42	-1,004,380.31
Bill	09/20/2017	739483	Hinton Auto Supply		874.46 · Mains...		20.70	-1,004,401.01
Bill	09/20/2017	105252	Hudson Equipment		874.46 · Mains...		54.10	-1,004,455.11
Bill	09/20/2017	105275	Hudson Equipment		874.46 · Mains...		3.07	-1,004,458.18
Bill	09/20/2017	825 1...	Unifirst Holdings, In...		923.46 · Outsi...		180.11	-1,004,638.29
Bill	09/21/2017	824 1...	Unifirst Holdings, In...		923.46 · Outsi...		102.21	-1,004,740.50
Bill	09/21/2017	170927	Klint Alexander	August 2017	-SPLIT-		1,000.00	-1,005,740.50
Bill	09/21/2017	105369	Hudson Equipment		874.46 · Mains...		45.68	-1,005,786.18
Bill	09/22/2017	14993...	United Rentals, Inc.	Customer: 13...	887.46 · Maint...		2,845.87	-1,008,632.05
Bill	09/22/2017	17I00...	ReadyRefresh	Account # 00...	6230 · Utilities		79.30	-1,008,711.35
Bill	09/22/2017	171002	Public Service Co.	Account # 95...	903.46 · Custo...		121.54	-1,008,832.89
Bill	09/22/2017	27770	Keystone-Beard Eq...		-SPLIT-		214.44	-1,009,047.33
Bill	09/22/2017	171002	Oklahoma Natural G...	Acc # 212809...	903.46 · Custo...		21.23	-1,009,068.56
Bill	09/22/2017	113584	Cart Farm & Home ...		874.46 · Mains...		10.98	-1,009,079.54
Bill	09/22/2017	113681	Cart Farm & Home ...		874.46 · Mains...		82.23	-1,009,161.77
Bill	09/22/2017	3795	Huston DePue Labs...		874.46 · Mains...		355.99	-1,009,517.76
Bill	09/23/2017	10670	Hull Brothers, Inc.		887.15 · Maint...		270.15	-1,009,787.91
Bill	09/23/2017	170923	Buckaloo Construction		887.46 · Maint...		25,114.00	-1,034,901.91
Bill	09/25/2017	282700	Aflac	Accout #: FG...	926 · Employe...		153.12	-1,035,055.03
Bill	09/25/2017	40017...	Cintas Corporation #...	Acct # 35084	923.16 · Outsi...		25.00	-1,035,080.03
Bill	09/25/2017	11233...	Quill	Account # C2...	6140 · Office c...		172.77	-1,035,252.80
Bill	09/25/2017	171002	Harmon Electric Ass...	Account # 50...	903.46 · Custo...		143.16	-1,035,395.96
Bill	09/25/2017	171002	Ally	024921495072	-SPLIT-		593.55	-1,035,989.51

Navitas Utility Corporation
General Ledger
As of December 31, 2017

Type	Date	Num	Name	Memo	Split	Debit	Credit	Balance
Bill	09/25/2017	171002	Bank 7	Loan 1010669	427 · Interest ...		3,717.13	-1,039,706.64
Bill	09/25/2017	11075...	Isco Industries, LLC		-SPLIT-		301.22	-1,040,007.86
Bill	09/25/2017	11075...	Isco Industries, LLC		-SPLIT-		1,116.23	-1,041,124.09
Bill	09/25/2017	833 1...	Unifirst Holdings, In...		923.46 · Outsi...		19.93	-1,041,144.02
Bill	09/25/2017	825 1...	Unifirst Holdings, In...		923.46 · Outsi...		32.70	-1,041,176.72
Bill Pmt -Check	09/26/2017	Transfer	United Healthcare	Customer # 4...	1107 · Checkin...	7,944.53		-1,033,232.19
Bill Pmt -Check	09/26/2017	Transfer	United Healthcare	Customer # 5...	1107 · Checkin...	27,275.02		-1,005,957.17
Bill Pmt -Check	09/26/2017	6753	Clearwater Enterpris...	Financial Mon...	1107 · Checkin...	9,000.00		-996,957.17
Bill	09/26/2017	3091	Harris Construction ...		887.46 · Maint...		400.00	-997,357.17
Bill	09/26/2017	27810	Keystone-Beard Eq...		-SPLIT-		97.99	-997,455.16
Bill	09/26/2017	0219-...	O'Reilly Auto Parts		874.46 · Mains...		73.10	-997,528.26
Bill	09/26/2017	827 0...	Unifirst Holdings, In...		923.46 · Outsi...		32.70	-997,560.96
Bill	09/27/2017	32461...	DirecTV	Account # 03...	6120 · Comm ...		131.98	-997,692.94
Bill	09/27/2017	15006...	United Rentals, Inc.	Customer: 13...	887.46 · Maint...		3,183.58	-1,000,876.52
Bill	09/27/2017	277602	Harold's Auto Supply	Acct # 3530	874.46 · Mains...		13.63	-1,000,890.15
Bill	09/27/2017	825 1...	Unifirst Holdings, In...		923.46 · Outsi...		173.19	-1,001,063.34
Bill	09/28/2017	20170...	PayChex		-SPLIT-		33,173.52	-1,034,236.86
Bill Pmt -Check	09/28/2017	6754	Clearwater Enterpris...	Financial Mon...	1107 · Checkin...	9,000.00		-1,025,236.86
Bill Pmt -Check	09/28/2017	6755	DeBritton Holdings, ...		1107 · Checkin...	1,200.00		-1,024,036.86
Bill Pmt -Check	09/28/2017	6756	TDH Construction		1107 · Checkin...	2,784.16		-1,021,252.70
Bill Pmt -Check	09/28/2017	6757	DeBritton Aviation Ltd.		1107 · Checkin...	826.18		-1,020,426.52
Bill Pmt -Check	09/28/2017	6758	DeBritton Aviation Ltd.		1107 · Checkin...	5,000.00		-1,015,426.52
Bill	09/28/2017	32469...	DirecTV	Account # 08...	6120 · Comm ...		51.24	-1,015,477.76
Bill	09/28/2017	171002	Solutions Practice M...	Account # 22...	925 · I/D - Safe...		30.00	-1,015,507.76
Bill	09/28/2017	27846	Keystone-Beard Eq...		874.46 · Mains...		33.80	-1,015,541.56
Bill	09/28/2017	824 1...	Unifirst Holdings, In...		923.46 · Outsi...		71.97	-1,015,613.53
Bill	09/28/2017	12355...	Quill	Account # C2...	921.46 · Office...		99.33	-1,015,712.86
Bill Pmt -Check	09/29/2017	Transfer	PayChex		1107 · Checkin...	33,173.52		-982,539.34
Bill	09/29/2017	20170...	PayChex		-SPLIT-		42,506.47	-1,025,045.81
Bill	09/29/2017	S1710...	Equipment Controls ...	Customer # 1...	874.46 · Mains...		38.70	-1,025,084.51
Bill	09/29/2017	S2027...	Bemac Supply	Customer # 6...	1302 · Certifie...		24.55	-1,025,109.06
Bill	09/29/2017	171005	Ally	024924239093	-SPLIT-		602.92	-1,025,711.98
Bill	09/30/2017	171002	CKenergy Electric C...	Account: 592...	6230 · Utilities		360.00	-1,026,071.98
Bill	09/30/2017	171002	CKenergy Electric C...	Account: 592...	6230 · Utilities		277.00	-1,026,348.98
Bill	09/30/2017	99999...	United Rentals, Inc.	Customer: 13...	426.30 · Penalt...		0.83	-1,026,349.81
Bill	09/30/2017	171004	Stephens Co. Rural ...	Account A-04...	903.46 · Custo...		36.75	-1,026,386.56
Bill	09/30/2017	1709N...	Navitas 1, LLC		1499 · Contrac...		10,080.00	-1,036,466.56
Bill	09/30/2017	171005	Farmers Coop	Account # 353	-SPLIT-		2,740.08	-1,039,206.64
Bill	09/30/2017	1709-...	Battery Backup Pow...	September	6120 · Comm ...		459.73	-1,039,666.37
Bill	09/30/2017	171011	R & R Water /Culligan	Account # 2279	6230 · Utilities		60.42	-1,039,726.79
Bill	09/30/2017	70971...	One Call Concepts, ...	Acct # NAVIT01	925 · I/D - Safe...		1.00	-1,039,727.79
Bill	09/30/2017	334	Southwestern Sport...		925 · I/D - Safe...		35.00	-1,039,762.79
Bill	09/30/2017	33045...	Pitney Bowes	Account # 00...	931 · Rents		220.29	-1,039,983.08
Bill	09/30/2017	59	TDH Construction		-SPLIT-		1,380.00	-1,041,363.08
Bill	09/30/2017	99482...	Airgas, Inc.		931 · Rents		12.18	-1,041,375.26
Bill	09/30/2017	1709N...	NALLC - gas facilities		851.46 · Sys C...		3,395.52	-1,044,770.78
Bill	09/30/2017	312	B & W Pipeline	September Tr...	804.15 · City G...		13,897.67	-1,058,668.45
Bill	09/30/2017	313	B & W Pipeline	September Tr...	804.15 · City G...		102.60	-1,058,771.05
Bill	09/30/2017	31	Sparta Energy	September Pr...	804.15 · City G...		10,479.56	-1,069,250.61

Navitas Utility Corporation
General Ledger
As of December 31, 2017

Type	Date	Num	Name	Memo	Split	Debit	Credit	Balance
Bill	10/01/2017	20517...	Sonitrol Orange Cou...	Customer # 3...	932 · Maintena...		131.35	-1,069,381.96
Bill	10/01/2017		Opal Leach		931 · Rents		250.00	-1,069,631.96
Bill	10/01/2017		Volunteer Trenching		874.16 · Mains...		250.00	-1,069,881.96
Bill	10/01/2017	121	Steve Jolley		874.15 · Mains...		2,500.00	-1,072,381.96
Bill	10/01/2017	31	LMJ Industries		1408 · Prepaid...		1,000.00	-1,073,381.96
Bill	10/01/2017	154	Robert Parks		1408 · Prepaid...		4,008.00	-1,077,389.96
Bill	10/01/2017	171001	American Interstate ...	Policy AVWC...	924 · Insurance		1,778.82	-1,079,168.78
Bill	10/01/2017	171002	Access Cable Televi...	Acct # 09-003...	921.16 · Office...		144.22	-1,079,313.00
Bill	10/01/2017	1710N...	Navitas Communica...		435 · Extraordi...		2,000.00	-1,081,313.00
Bill	10/01/2017	10187...	X Stream Services	Account 0023...	6120 · Comm ...		402.25	-1,081,715.25
Bill	10/01/2017	171001	Ochelata Utility Auth...	Account 1129	903.46 · Custo...		123.25	-1,081,838.50
Bill	10/01/2017	170930	E & S Oil Company		921.46 · Office...		69.00	-1,081,907.50
Bill	10/01/2017	171005	Totah Communicati...	account # 7460	921.46 · Office...		295.22	-1,082,202.72
Bill	10/01/2017	171001	Velma Public Works...		903.46 · Custo...		100.00	-1,082,302.72
Bill	10/01/2017	171011	5100 Sue Yearwood		926 · Employe...		673.22	-1,082,975.94
Bill	10/01/2017	171012	Motley Gin, Inc.	Account ID: N...	921.46 · Office...		401.38	-1,083,377.32
Bill	10/01/2017	171012	Time Warner Cable	Account # 84...	6120 · Comm ...		290.49	-1,083,667.81
Bill	10/01/2017	171012	Time Warner Cable	Account # 84...	6120 · Comm ...		1,134.02	-1,084,801.83
Bill	10/01/2017	54937...	Western Exterminat...	Cust # 15043...	932 · Maintena...		75.00	-1,084,876.83
Bill	10/01/2017	171010	Jellico Electric & Wa...	Account # 00...	903.16 · Custo...		92.86	-1,084,969.69
Bill	10/01/2017	1789	Full Spectrum Servi...		932 · Maintena...		200.00	-1,085,169.69
Bill	10/01/2017	171012	Red River Valley Ru...	Account # 19...	855.46 · Other ...		37.99	-1,085,207.68
Bill	10/01/2017	17-789	DeBritton Aviation Ltd.		6241 · Contrac...		1,500.00	-1,086,707.68
Bill	10/01/2017	17109	Russmar Utility Man...		887.15 · Maint...		1,000.00	-1,087,707.68
Bill	10/01/2017	10646	Hull Brothers, Inc.	Fitzgerald Bui...	887.16 · Maint...		2,683.09	-1,090,390.77
Bill	10/01/2017	277799	Harold's Auto Supply	Acct # 3530	874.46 · Mains...		61.26	-1,090,452.03
Bill	10/01/2017	10855...	EGW Utilities, Inc.	Customer ID ...	874.46 · Mains...		175.75	-1,090,627.78
Bill	10/01/2017	23630	HBC CPAs & Advisors	Client no 05761	6420 · Tax con...		2,750.00	-1,093,377.78
Bill	10/02/2017	HC11...	H & C Services and ...		874.46 · Mains...		453.09	-1,093,830.87
Bill	10/02/2017	171004	Green's Tire & Oil		-SPLIT-		178.44	-1,094,009.31
Bill	10/02/2017	13129...	Quill	Account # C2...	6140 · Office c...		98.09	-1,094,107.40
Bill	10/02/2017	40018...	Cintas Corporation #...	Acct # 35084	923.16 · Outsi...		25.00	-1,094,132.40
Bill	10/02/2017	171012	First Volunteer Bank		6320 · Bank fees		13.50	-1,094,145.90
Bill	10/02/2017	S2027...	Bemac Supply	Customer # 6...	874.46 · Mains...		287.71	-1,094,433.61
Bill	10/02/2017	833 1...	Unifirst Holdings, In...		923.46 · Outsi...		19.93	-1,094,453.54
Bill	10/02/2017	825 1...	Unifirst Holdings, In...		923.46 · Outsi...		37.98	-1,094,491.52
Bill	10/02/2017	114855	Cart Farm & Home ...		874.46 · Mains...		10.98	-1,094,502.50
Bill	10/02/2017	106162	Hudson Equipment		874.46 · Mains...		1.85	-1,094,504.35
Bill	10/02/2017	96523	Hudson Equipment		874.46 · Mains...		191.07	-1,094,695.42
Bill Pmt -Check	10/03/2017	Transfer	PayChex		1107 · Checkin...	42,506.47		-1,052,188.95
Bill	10/03/2017		Legacy Bank		6320 · Bank fees		75.00	-1,052,263.95
Bill	10/03/2017		Streetmaster, LLC		920 · Administr...		1,250.00	-1,053,513.95
Bill	10/03/2017	0219-...	O'Reilly Auto Parts		874.46 · Mains...		34.56	-1,053,548.51
Bill	10/03/2017	10686	Hull Brothers, Inc.		887.15 · Maint...		600.50	-1,054,149.01
Bill	10/03/2017	171011	Purchase Power	Acct # 8000-9...	6130 · Postage		73.10	-1,054,222.11
Bill	10/03/2017	171010	CenterPoint Energy	7257756-2	804.46 · City G...		75.83	-1,054,297.94
Bill	10/03/2017	171010	Northfork Electric C...	Acct # 12975	903.46 · Custo...		46.12	-1,054,344.06
Bill	10/03/2017	S1711...	Equipment Controls ...	Customer # 1...	874.46 · Mains...		95.37	-1,054,439.43
Bill	10/03/2017	85014	Jenkins Oilfield Sup...	Customer Acc...	874.46 · Mains...		511.83	-1,054,951.26

Navitas Utility Corporation
General Ledger
As of December 31, 2017

Type	Date	Num	Name	Memo	Split	Debit	Credit	Balance
Bill	10/03/2017	11075...	Isco Industries, LLC		1302 · Certifie...		218.72	-1,055,169.98
Bill	10/03/2017	827 0...	Unifirst Holdings, In...		923.46 · Outsi...		32.70	-1,055,202.68
Bill	10/04/2017	TR-53...	Enable Gas Transmi...	Account # 26...	804.46 · City G...		1,886.42	-1,057,089.10
Bill	10/04/2017	825 1...	Unifirst Holdings, In...		923.46 · Outsi...		198.84	-1,057,287.94
Bill	10/04/2017	115232	Cart Farm & Home ...		874.46 · Mains...		240.78	-1,057,528.72
Bill	10/05/2017	824 1...	Unifirst Holdings, In...		923.46 · Outsi...		71.97	-1,057,600.69
Bill	10/05/2017	10170...	Natural Gas Pipeline...	Acct # 5319 / ...	804.46 · City G...		495.07	-1,058,095.76
Bill	10/05/2017	70-TN...	Southern Star Centr...		804.46 · City G...		10,218.09	-1,068,313.85
Bill	10/05/2017	171011	The Town of Grace...		903.46 · Custo...		75.00	-1,068,388.85
Bill	10/05/2017	171011	Pioneer Cellular - us...	Account # CN...	921.46 · Office...		93.99	-1,068,482.84
Bill Pmt -Check	10/06/2017	6759	Isco Industries, LLC		1107 · Checkin...	8,617.11		-1,059,865.73
Bill Pmt -Check	10/06/2017	6760	Unifirst Holdings, In...		1107 · Checkin...	99.65		-1,059,766.08
Bill Pmt -Check	10/06/2017	6761	5100 Bruce Lynn		1107 · Checkin...	890.00		-1,058,876.08
Bill Pmt -Check	10/06/2017	6762	5100 John Guest		1107 · Checkin...	249.53		-1,058,626.55
Bill Pmt -Check	10/06/2017	6763	5100 Noelle Ward		1107 · Checkin...	21.08		-1,058,605.47
Bill Pmt -Check	10/06/2017	6764	A New Energy LLC		1107 · Checkin...	2,137.03		-1,056,468.44
Bill Pmt -Check	10/06/2017	6765	Access Cable Televi...	Acct # 09-003...	1107 · Checkin...	144.22		-1,056,324.22
Bill Pmt -Check	10/06/2017	6766	Aflac	Accout #: FG...	1107 · Checkin...	153.12		-1,056,171.10
Bill Pmt -Check	10/06/2017	6767	Ally	024922596418	1107 · Checkin...	624.64		-1,055,546.46
Bill Pmt -Check	10/06/2017	6768	American Interstate ...	Policy AVWC...	1107 · Checkin...	1,778.82		-1,053,767.64
Bill Pmt -Check	10/06/2017	6769	Buckaloo Construction		1107 · Checkin...	2,660.00		-1,051,107.64
Bill Pmt -Check	10/06/2017	6770	Cart Farm & Home ...		1107 · Checkin...	140.19		-1,050,967.45
Bill Pmt -Check	10/06/2017	6771	Cintas Corporation #...		1107 · Checkin...	50.00		-1,050,917.45
Bill Pmt -Check	10/06/2017	6772	CKenergy Electric C...		1107 · Checkin...	637.00		-1,050,280.45
Bill Pmt -Check	10/06/2017	6773	DirecTV	Account # 08...	1107 · Checkin...	51.24		-1,050,229.21
Bill Pmt -Check	10/06/2017	6774	Dixon Kirchoff, Inc		1107 · Checkin...	301.61		-1,049,927.60
Bill Pmt -Check	10/06/2017	6775	E & S Oil Company		1107 · Checkin...	69.00		-1,049,858.60
Bill Pmt -Check	10/06/2017	6776	EGW Utilities, Inc.		1107 · Checkin...	1,142.61		-1,048,715.99
Bill Pmt -Check	10/06/2017	6777	Enable Oklahoma In...		1107 · Checkin...	2,259.00		-1,046,456.99
Bill Pmt -Check	10/06/2017	6778	England Ford Inc		1107 · Checkin...	118.45		-1,046,338.54
Bill Pmt -Check	10/06/2017	6779	Equipment Controls ...	Customer # 1...	1107 · Checkin...	38.70		-1,046,299.84
Bill Pmt -Check	10/06/2017	6780	F & M Bank	Loan 9995000	1107 · Checkin...	630.87		-1,045,668.97
Bill Pmt -Check	10/06/2017	6781	Green's Tire & Oil		1107 · Checkin...	178.44		-1,045,490.53
Bill Pmt -Check	10/06/2017	6782	Guardian	Group ID: 00 ...	1107 · Checkin...	311.65		-1,045,178.88
Bill Pmt -Check	10/06/2017	6783	H & C Services and ...		1107 · Checkin...	453.09		-1,044,725.79
Bill Pmt -Check	10/06/2017	6784	Harmon Electric Ass...	Account # 50...	1107 · Checkin...	143.16		-1,044,582.63
Bill Pmt -Check	10/06/2017	6785	Harold's Auto Supply		1107 · Checkin...	68.49		-1,044,514.14
Bill Pmt -Check	10/06/2017	6786	Haskell County Wat...	Acc # 10-1240	1107 · Checkin...	18.00		-1,044,496.14
Bill Pmt -Check	10/06/2017	6787	HBC CPAs & Advisors	Client no 05761	1107 · Checkin...	4,500.00		-1,039,996.14
Bill Pmt -Check	10/06/2017	6788	Hinton Auto Supply		1107 · Checkin...	20.70		-1,039,975.44
Bill Pmt -Check	10/06/2017	6789	Hudson Equipment		1107 · Checkin...	115.98		-1,039,859.46
Bill Pmt -Check	10/06/2017	6790	IPFS Corporation	Account # TX...	1107 · Checkin...	5,026.93		-1,034,832.53
Bill Pmt -Check	10/06/2017	6791	Kentucky Undergrou...	Customer ID: ...	1107 · Checkin...	6.40		-1,034,826.13
Bill Pmt -Check	10/06/2017	6792	Keystone-Beard Eq...		1107 · Checkin...	369.99		-1,034,456.14
Bill Pmt -Check	10/06/2017	6793	Legacy Bank		1107 · Checkin...	75.00		-1,034,381.14
Bill Pmt -Check	10/06/2017	6794	Liberty Mutual Insur...	Account # 40...	1107 · Checkin...	3,480.81		-1,030,900.33
Bill Pmt -Check	10/06/2017	6795	Mountain Valley Sup...		1107 · Checkin...	2,285.10		-1,028,615.23
Bill Pmt -Check	10/06/2017	6796	Natural Gas Pipeline...	Acct # 5319 / ...	1107 · Checkin...	495.07		-1,028,120.16
Bill Pmt -Check	10/06/2017	6797	O'Reilly Auto Parts		1107 · Checkin...	282.67		-1,027,837.49

Navitas Utility Corporation
General Ledger
As of December 31, 2017

Type	Date	Num	Name	Memo	Split	Debit	Credit	Balance
Bill Pmt -Check	10/06/2017	6798	Ochelata Utility Auth...	Account 1129	1107 · Checkin...	123.25		-1,027,714.24
Bill Pmt -Check	10/06/2017	6799	Oklahoma Natural G...		1107 · Checkin...	4,137.46		-1,023,576.78
Bill Pmt -Check	10/06/2017	6800	Oklahoma Press Se...		1107 · Checkin...	4,000.00		-1,019,576.78
Bill Pmt -Check	10/06/2017	6801	Opal Leach		1107 · Checkin...	250.00		-1,019,326.78
Bill Pmt -Check	10/06/2017	6802	Pioneer Telephone ...	Account # PT...	1107 · Checkin...	241.14		-1,019,085.64
Bill Pmt -Check	10/06/2017	6803	Professional Collecti...		1107 · Checkin...	130.00		-1,018,955.64
Bill Pmt -Check	10/06/2017	6804	Public Service Co.		1107 · Checkin...	304.25		-1,018,651.39
Bill Pmt -Check	10/06/2017	6805	Purchase Power	Acct # 8000-9...	1107 · Checkin...	1,121.35		-1,017,530.04
Bill Pmt -Check	10/06/2017	6806	ReadyRefresh		1107 · Checkin...	158.60		-1,017,371.44
Bill Pmt -Check	10/06/2017	6807	Solutions Practice M...	Account # 22...	1107 · Checkin...	30.00		-1,017,341.44
Bill Pmt -Check	10/06/2017	6808	Sonitrol Orange Cou...	Customer # 3...	1107 · Checkin...	131.35		-1,017,210.09
Bill Pmt -Check	10/06/2017	6809	Southern Star Centr...		1107 · Checkin...	10,221.67		-1,006,988.42
Bill Pmt -Check	10/06/2017	6810	Stephens Co. Rural ...	Account A-04...	1107 · Checkin...	36.75		-1,006,951.67
Bill Pmt -Check	10/06/2017	6811	Steve Jolley		1107 · Checkin...	2,500.00		-1,004,451.67
Bill Pmt -Check	10/06/2017	6812	Tennessee One-Call...	MBR CODE: ...	1107 · Checkin...	450.00		-1,004,001.67
Bill Pmt -Check	10/06/2017	6813	Tennessee Press S...		1107 · Checkin...	687.06		-1,003,314.61
Bill Pmt -Check	10/06/2017	6814	Terminix Processing...	Cust # 7479088	1107 · Checkin...	57.00		-1,003,257.61
Bill Pmt -Check	10/06/2017	6815	Totah Communicati...	VOID: accoun...	1107 · Checkin...	0.00		-1,003,257.61
Bill Pmt -Check	10/06/2017	6816	Town of Eakly		1107 · Checkin...	161.01		-1,003,096.60
Bill Pmt -Check	10/06/2017	6817	Unifirst Holdings, In...		1107 · Checkin...	372.03		-1,002,724.57
Bill Pmt -Check	10/06/2017	6818	Unifirst Holdings, In...		1107 · Checkin...	96.83		-1,002,627.74
Bill Pmt -Check	10/06/2017	6819	Unifirst Holdings, In...		1107 · Checkin...	143.94		-1,002,483.80
Bill Pmt -Check	10/06/2017	6820	Unifirst Holdings, In...		1107 · Checkin...	65.40		-1,002,418.40
Bill Pmt -Check	10/06/2017	6821	United Rentals, Inc.		1107 · Checkin...	282.64		-1,002,135.76
Bill Pmt -Check	10/06/2017	6822	US Cellular	Account # 84...	1107 · Checkin...	400.42		-1,001,735.34
Bill Pmt -Check	10/06/2017	6823	Verizon Wireless	Account # 87...	1107 · Checkin...	758.30		-1,000,977.04
Bill Pmt -Check	10/06/2017	6824	Volunteer Trenching		1107 · Checkin...	250.00		-1,000,727.04
Bill Pmt -Check	10/06/2017	6825	X Stream Services	0013081	1107 · Checkin...	402.25		-1,000,324.79
Bill Pmt -Check	10/06/2017	6826	Ally	611925685889	1107 · Checkin...	655.22		-999,669.57
Bill Pmt -Check	10/06/2017	6827	DeBritton Aviation Ltd.		1107 · Checkin...	5,000.00		-994,669.57
Bill Pmt -Check	10/06/2017	6828	DeBritton Holdings, ...		1107 · Checkin...	1,200.00		-993,469.57
Bill Pmt -Check	10/06/2017	6829	DirecTV	Account # 03...	1107 · Checkin...	131.98		-993,337.59
Bill	10/06/2017	171018	Public Service Co.	Account # 95...	903.46 · Custo...		37.29	-993,374.88
Bill	10/06/2017	171018	Ally	024923459722	-SPLIT-		645.10	-994,019.98
Bill	10/06/2017	11075...	Isco Industries, LLC		-SPLIT-		1,300.55	-995,320.53
Bill	10/06/2017	106510	Hudson Equipment		874.46 · Mains...		5.46	-995,325.99
Bill Pmt -Check	10/07/2017	6830	Clearwater Enterpris...		1107 · Checkin...	19,584.62		-975,741.37
Bill	10/09/2017	171016	Public Service Co.	Account # 95...	903.46 · Custo...		26.07	-975,767.44
Bill	10/09/2017	40019...	Cintas Corporation #...	Acct # 35084	923.16 · Outsi...		25.00	-975,792.44
Bill	10/09/2017	10092...	AT&T Mobility	Account # 28...	921.46 · Office...		662.42	-976,454.86
Bill	10/09/2017	11075...	Isco Industries, LLC		1302 · Certifie...		328.11	-976,782.97
Bill	10/09/2017	833 1...	Unifirst Holdings, In...		923.46 · Outsi...		19.93	-976,802.90
Bill	10/09/2017	825 1...	Unifirst Holdings, In...		923.46 · Outsi...		32.70	-976,835.60
Bill	10/09/2017	115740	Cart Farm & Home ...		874.46 · Mains...		6.26	-976,841.86
Bill Pmt -Check	10/10/2017	6831	Navitas 1, LLC		1107 · Checkin...	9,000.00		-967,841.86
Bill	10/10/2017	TR-57...	Enable Oklahoma In...	Account # 26...	804.46 · City G...		2,582.00	-970,423.86
Bill	10/10/2017	TR-57...	Enable Oklahoma In...	Account # 26...	804.46 · City G...		1,997.00	-972,420.86
Bill	10/10/2017	16623...	Incorp	Account # 28...	6410 · Lic, per...		148.00	-972,568.86
Bill	10/10/2017	171012	SoCal Gas	Account # 10...	6230 · Utilities		0.91	-972,569.77

Navitas Utility Corporation
General Ledger
As of December 31, 2017

Type	Date	Num	Name	Memo	Split	Debit	Credit	Balance
Bill	10/10/2017	171018	Ron Comingdeer & ...		923.46 · Outsi...		2,083.00	-974,652.77
Bill	10/10/2017	S2029...	Bemac Supply	Customer # 6...	-SPLIT-		235.85	-974,888.62
Bill	10/10/2017	827 0...	Unifirst Holdings, In...		923.46 · Outsi...		32.70	-974,921.32
Bill	10/10/2017	97039	Hudson Equipment		874.46 · Mains...		60.76	-974,982.08
Bill	10/11/2017	140	Petrol Energy, LLC		-SPLIT-		29,240.85	-1,004,222.93
Bill	10/11/2017	10089...	Clearwater Enterpris...	Financial Mon...	804.46 · City G...		4,338.12	-1,008,561.05
Bill	10/11/2017	171016	Southern California ...	Customer acc...	6230 · Utilities		389.63	-1,008,950.68
Bill	10/11/2017	171018	IPFS Corporation	Account # TX...	-SPLIT-		5,278.28	-1,014,228.96
Bill	10/11/2017	66735...	G & C Supply Co, Inc	Cust # 109469	1302 · Certifie...		177.72	-1,014,406.68
Bill	10/11/2017	29908	Lucas Metal Works		887.46 · Maint...		380.07	-1,014,786.75
Bill	10/11/2017	28057	Keystone-Beard Eq...		874.46 · Mains...		235.13	-1,015,021.88
Bill	10/11/2017	825 1...	Unifirst Holdings, In...		923.46 · Outsi...		173.19	-1,015,195.07
Bill	10/11/2017	171026	R&R Tire Shop		874.46 · Mains...		10.00	-1,015,205.07
Bill	10/11/2017	106906	Hudson Equipment		874.46 · Mains...		18.60	-1,015,223.67
Bill	10/11/2017	R97086	Hudson Equipment		874.46 · Mains...		28.42	-1,015,252.09
Bill	10/12/2017	20171...	PayChex		-SPLIT-		33,184.52	-1,048,436.61
Bill	10/12/2017	17090...	Enbridge/Spectra E...	Account # 29...	804.15 · City G...		1,673.38	-1,050,109.99
Bill Pmt -Check	10/12/2017	6832	B & W Pipeline	VOID: STOP ...	1107 · Checkin...	0.00		-1,050,109.99
Bill Pmt -Check	10/12/2017	6833	Sparta Energy	April Production	1107 · Checkin...	18,972.80		-1,031,137.19
Bill Pmt -Check	10/12/2017	6834	Petrol Energy, LLC		1107 · Checkin...	33,949.00		-997,188.19
Bill	10/12/2017	171016	5100 Stephanie Rad...		887.46 · Maint...		140.00	-997,328.19
Bill	10/12/2017	10089...	Clearwater Enterpris...	Financial Mon...	804.46 · City G...		38,692.76	-1,036,020.95
Bill	10/12/2017	TR-53...	Enable Gas Transmi...	Account # 26...	804.28 · City G...		8,174.16	-1,044,195.11
Bill	10/12/2017	171018	Liberty Mutual Insur...	Account # 40...	924 · Insurance		3,480.81	-1,047,675.92
Bill	10/12/2017	171018	Windstream	Account # 04...	921.46 · Office...		323.97	-1,047,999.89
Bill	10/12/2017	171018	F & M Bank	Loan 9995000	-SPLIT-		630.87	-1,048,630.76
Bill	10/12/2017	11076...	Isco Industries, LLC		-SPLIT-		120.91	-1,048,751.67
Bill	10/12/2017	11076...	Isco Industries, LLC		-SPLIT-		202.28	-1,048,953.95
Bill	10/12/2017	824 1...	Unifirst Holdings, In...		923.46 · Outsi...		71.97	-1,049,025.92
Bill	10/12/2017	97153	Hudson Equipment		874.46 · Mains...		18.62	-1,049,044.54
Bill Pmt -Check	10/13/2017	Transfer	PayChex		1107 · Checkin...	33,184.52		-1,015,860.02
Bill	10/13/2017	20171...	PayChex		-SPLIT-		42,717.15	-1,058,577.17
Bill Pmt -Check	10/13/2017	6835	United Rentals, Inc.	Customer: 13...	1107 · Checkin...	6,487.38		-1,052,089.79
Bill	10/13/2017	171016	Mesa Consolidated ...	Acc # 045127...	6230 · Utilities		49.98	-1,052,139.77
Bill	10/13/2017	17-794	DeBritton Holdings, ...		931 · Rents		1,200.00	-1,053,339.77
Bill	10/13/2017	0185-...	DeBritton Aviation Ltd.		1499 · Contrac...		4,851.45	-1,058,191.22
Bill	10/13/2017	66737...	G & C Supply Co, Inc	Cust # 109469	-SPLIT-		200.50	-1,058,391.72
Bill	10/13/2017	17102...	Oklahoma Natural G...	Account # 21...	804.46 · City G...		452.40	-1,058,844.12
Bill	10/13/2017	17102...	Oklahoma Natural G...	Account # 21...	804.46 · City G...		134.04	-1,058,978.16
Bill	10/13/2017	17102...	Oklahoma Natural G...	Account # 21...	804.46 · City G...		160.77	-1,059,138.93
Bill	10/13/2017	17102...	Oklahoma Natural G...	Account # 21...	804.46 · City G...		548.00	-1,059,686.93
Bill	10/13/2017	17102...	Oklahoma Natural G...	Account # 21...	804.46 · City G...		384.44	-1,060,071.37
Bill	10/13/2017	17102...	Oklahoma Natural G...	Account # 21...	804.46 · City G...		144.60	-1,060,215.97
Bill	10/13/2017	17102...	Oklahoma Natural G...	Account # 21...	804.46 · City G...		1,136.29	-1,061,352.26
Bill	10/13/2017	2707	Quinton Parts Supply		874.46 · Mains...		7.06	-1,061,359.32
Bill Pmt -Check	10/14/2017	6836	Clearwater Enterpris...		1107 · Checkin...	18,895.06		-1,042,464.26
Bill Pmt -Check	10/15/2017	6837	Hull Brothers, Inc.	TX-A Phase 1...	1107 · Checkin...	10,000.00		-1,032,464.26
Bill	10/15/2017	171023	Cotton Electric Coop...	Acc # 270660...	903.46 · Custo...		96.09	-1,032,560.35
Bill Pmt -Check	10/16/2017	6838	Ally	024921495072	1107 · Checkin...	593.55		-1,031,966.80

Navitas Utility Corporation
General Ledger
As of December 31, 2017

Type	Date	Num	Name	Memo	Split	Debit	Credit	Balance
Bill Pmt -Check	10/16/2017	6839	Ally	024924239093	1107 · Checkin...	602.92		-1,031,363.88
Bill	10/16/2017	00445...	United Healthcare	Customer # 4...	926 · Employe...		9,307.81	-1,040,671.69
Credit	10/16/2017	10924...	EGW Utilities, Inc.	Customer ID ...	435 · Extraordi...	611.50		-1,040,060.19
Bill	10/16/2017	164905	Farris Bobango Bra...		923.16 · Outsi...		1,500.00	-1,041,560.19
Bill	10/16/2017	40019...	Cintas Corporation #...	Acct # 35084	923.16 · Outsi...		25.00	-1,041,585.19
Bill	10/16/2017	833 1...	Unifirst Holdings, In...		923.46 · Outsi...		19.93	-1,041,605.12
Bill	10/16/2017	825 1...	Unifirst Holdings, In...		923.46 · Outsi...		37.98	-1,041,643.10
Bill	10/16/2017	171030	Haskell County Wat...	Acc # 10-1240	903.46 · Custo...		19.80	-1,041,662.90
Bill Pmt -Check	10/17/2017	Transfer	PayChex		1107 · Checkin...	42,717.15		-998,945.75
Bill	10/17/2017	132595	Delgasco, Inc.	Account # 16...	804.16 · City G...		5,235.72	-1,004,181.47
Bill	10/17/2017	171023	Guardian	Group ID: 00 ...	924 · Insurance		311.55	-1,004,493.02
Bill	10/17/2017	171025	5100 John Guest		926 · Employe...		249.53	-1,004,742.55
Bill	10/17/2017	827 0...	Unifirst Holdings, In...		923.46 · Outsi...		32.70	-1,004,775.25
Bill	10/18/2017	20063...	Kentucky Undergrou...	Customer ID: ...	925 · I/D - Safe...		1.60	-1,004,776.85
Bill	10/18/2017	171025	Ally	024922596418	-SPLIT-		624.64	-1,005,401.49
Bill	10/18/2017	10101	Dirt Road Graphics		6140 · Office c...		318.00	-1,005,719.49
Bill	10/18/2017	0219-...	O'Reilly Auto Parts		874.46 · Mains...		83.80	-1,005,803.29
Bill	10/18/2017	825 1...	Unifirst Holdings, In...		923.46 · Outsi...		173.19	-1,005,976.48
Bill	10/18/2017	97947...	Verizon Wireless	Account # 87...	921.16 · Office...		950.14	-1,006,926.62
Bill	10/18/2017	10696	Hull Brothers, Inc.		-SPLIT-		412.50	-1,007,339.12
Bill	10/18/2017	95885...	Grainger	Account # 84...	874.46 · Mains...		115.38	-1,007,454.50
Bill	10/19/2017	00445...	United Healthcare	Customer # 5...	926 · Employe...		27,275.02	-1,034,729.52
Bill	10/19/2017	171025	Public Service Co.	Account # 95...	903.46 · Custo...		140.33	-1,034,869.85
Bill	10/19/2017	171025	Public Service Co.	Account # 95...	903.46 · Custo...		37.46	-1,034,907.31
Bill	10/19/2017	824 1...	Unifirst Holdings, In...		923.46 · Outsi...		71.97	-1,034,979.28
Bill Pmt -Check	10/20/2017	6840	Russmar Utility Man...		1107 · Checkin...	1,000.00		-1,033,979.28
Bill	10/20/2017	171025	Pioneer Telephone ...	Account # PT...	921.46 · Office...		106.81	-1,034,086.09
Bill	10/20/2017	14993...	United Rentals, Inc.	Customer: 13...	887.46 · Maint...		2,506.87	-1,036,592.96
Bill	10/20/2017	171026	Ally	611925685889	-SPLIT-		655.22	-1,037,248.18
Bill	10/20/2017	36972...	Terminix Processing...	Cust # 7479088	932 · Maintena...		57.00	-1,037,305.18
Bill	10/20/2017	02165...	US Cellular	Account # 84...	921.46 · Office...		401.34	-1,037,706.52
Bill	10/21/2017	171027	Monday's Stop N Sh...		921.46 · Office...		1,591.42	-1,039,297.94
Bill Pmt -Check	10/23/2017	6841	Clearwater Enterpris...	Financial Mon...	1107 · Checkin...	19,000.00		-1,020,297.94
Bill Pmt -Check	10/23/2017	6842	DeBritton Aviation Ltd.		1107 · Checkin...	5,000.00		-1,015,297.94
Bill Pmt -Check	10/23/2017	6843	DeBritton Holdings, ...		1107 · Checkin...	1,200.00		-1,014,097.94
Bill Pmt -Check	10/23/2017	6844	EGW Utilities, Inc.		1107 · Checkin...	1,536.51		-1,012,561.43
Bill	10/23/2017	171027	Oklahoma Natural G...	Acc # 212809...	903.46 · Custo...		21.55	-1,012,582.98
Bill	10/23/2017	171027	Public Service Co.	Account # 95...	903.46 · Custo...		103.50	-1,012,686.48
Bill	10/23/2017	171103	Town of Eakly	Account # 888	6230 · Utilities		119.19	-1,012,805.67
Bill	10/23/2017	40020...	Cintas Corporation #...	Acct # 35084	923.16 · Outsi...		25.00	-1,012,830.67
Bill	10/23/2017	171107	Town of Eakly	Account # 1019	6230 · Utilities		19.81	-1,012,850.48
Bill	10/23/2017	28219	Keystone-Beard Eq...		1302 · Certifie...		201.32	-1,013,051.80
Bill	10/23/2017	28220	Keystone-Beard Eq...		874.46 · Mains...		150.57	-1,013,202.37
Bill	10/23/2017	825 1...	Unifirst Holdings, In...		923.46 · Outsi...		33.70	-1,013,236.07
Bill	10/23/2017	833 1...	Unifirst Holdings, In...		923.46 · Outsi...		19.93	-1,013,256.00
Bill Pmt -Check	10/24/2017	6845	B & W Pipeline		1107 · Checkin...	14,279.50		-998,976.50
Bill Pmt -Check	10/24/2017	6846	Unifirst Holdings, In...		1107 · Checkin...	215.91		-998,760.59
Bill	10/24/2017	17J00...	ReadyRefresh	Account # 00...	6230 · Utilities		142.84	-998,903.43
Bill	10/24/2017	15006...	United Rentals, Inc.	Customer: 13...	887.46 · Maint...		676.71	-999,580.14

Navitas Utility Corporation
General Ledger
As of December 31, 2017

Type	Date	Num	Name	Memo	Split	Debit	Credit	Balance
Bill	10/24/2017	171107	Harmon Electric Ass...	Account # 50...	903.46 · Custo...		148.04	-999,728.18
Bill	10/24/2017	827 0...	Unifirst Holdings, In...		923.46 · Outsi...		32.70	-999,760.88
Bill Pmt -Check	10/25/2017	6847	Enable Gas Transmi...	Account # 26...	1107 · Checkin...	2,278.54		-997,482.34
Bill	10/25/2017	21539...	Tate Boy's Tire & Se...		874.46 · Mains...		91.94	-997,574.28
Bill Pmt -Check	10/25/2017	6848	5100 Bill Radford	VOID:	1107 · Checkin...	0.00		-997,574.28
Bill Pmt -Check	10/25/2017	6849	5100 John Guest		1107 · Checkin...	249.53		-997,324.75
Bill Pmt -Check	10/25/2017	6850	5100 Sue Yearwood		1107 · Checkin...	673.22		-996,651.53
Bill Pmt -Check	10/25/2017	6851	Airgas, Inc.		1107 · Checkin...	12.18		-996,639.35
Bill Pmt -Check	10/25/2017	6852	AT&T Mobility	287021588346	1107 · Checkin...	662.42		-995,976.93
Bill Pmt -Check	10/25/2017	6853	CenterPoint Energy	7257756-2	1107 · Checkin...	75.83		-995,901.10
Bill Pmt -Check	10/25/2017	6854	Cotton Electric Coop...	Acc # 270660...	1107 · Checkin...	96.09		-995,805.01
Bill Pmt -Check	10/25/2017	6855	Farmers Coop	Account # 353	1107 · Checkin...	2,740.08		-993,064.93
Bill Pmt -Check	10/25/2017	6856	First Volunteer Bank		1107 · Checkin...	13.50		-993,051.43
Bill Pmt -Check	10/25/2017	6857	Full Spectrum Servi...		1107 · Checkin...	200.00		-992,851.43
Bill Pmt -Check	10/25/2017	6858	Guardian	Group ID: 00 ...	1107 · Checkin...	311.55		-992,539.88
Bill Pmt -Check	10/25/2017	6859	Incorp	Account # 28...	1107 · Checkin...	148.00		-992,391.88
Bill Pmt -Check	10/25/2017	6860	Jellico Electric & Wa...	Account # 00...	1107 · Checkin...	92.86		-992,299.02
Bill Pmt -Check	10/25/2017	6861	Kentucky Undergrou...	Customer ID: ...	1107 · Checkin...	1.60		-992,297.42
Bill Pmt -Check	10/25/2017	6862	Mesa Consolidated ...	Acc # 045127...	1107 · Checkin...	49.98		-992,247.44
Bill Pmt -Check	10/25/2017	6863	Monday's Stop N Sh...		1107 · Checkin...	1,621.02		-990,626.42
Bill Pmt -Check	10/25/2017	6864	Motley Gin, Inc.	Account ID: N...	1107 · Checkin...	401.38		-990,225.04
Bill Pmt -Check	10/25/2017	6865	Northfork Electric C...	Acct # 12975	1107 · Checkin...	46.12		-990,178.92
Bill Pmt -Check	10/25/2017	6866	One Call Concepts, ...	Acct # NAVIT01	1107 · Checkin...	1.00		-990,177.92
Bill Pmt -Check	10/25/2017	6867	Pioneer Cellular - us...	Account # CN...	1107 · Checkin...	93.99		-990,083.93
Bill Pmt -Check	10/25/2017	6868	Pioneer Telephone ...	Account # PT...	1107 · Checkin...	106.81		-989,977.12
Bill Pmt -Check	10/25/2017	6869	Pitney Bowes	Account # 00...	1107 · Checkin...	220.29		-989,756.83
Bill Pmt -Check	10/25/2017	6870	Public Service Co.		1107 · Checkin...	241.15		-989,515.68
Bill Pmt -Check	10/25/2017	6871	Purchase Power	Acct # 8000-9...	1107 · Checkin...	73.10		-989,442.58
Bill Pmt -Check	10/25/2017	6872	R & R Water /Culligan	Account # 2279	1107 · Checkin...	60.42		-989,382.16
Bill Pmt -Check	10/25/2017	6873	ReadyRefresh	Account # 00...	1107 · Checkin...	142.84		-989,239.32
Bill Pmt -Check	10/25/2017	6874	Red River Valley Ru...	Account # 19...	1107 · Checkin...	37.99		-989,201.33
Bill Pmt -Check	10/25/2017	6875	SoCal Gas	Account # 10...	1107 · Checkin...	0.91		-989,200.42
Bill Pmt -Check	10/25/2017	6876	Southern California ...	Customer acc...	1107 · Checkin...	389.63		-988,810.79
Bill Pmt -Check	10/25/2017	6877	Southwestern Sport...		1107 · Checkin...	35.00		-988,775.79
Bill Pmt -Check	10/25/2017	6878	Enbridge/Spectra E...	Account # 29...	1107 · Checkin...	1,673.38		-987,102.41
Bill Pmt -Check	10/25/2017	6879	The Town of Grace...		1107 · Checkin...	75.00		-987,027.41
Bill Pmt -Check	10/25/2017	6880	Time Warner Cable	Account # 84...	1107 · Checkin...	290.49		-986,736.92
Bill Pmt -Check	10/25/2017	6881	Velma Public Works...		1107 · Checkin...	100.00		-986,636.92
Bill Pmt -Check	10/25/2017	6882	Western Exterminat...	Cust # 15043...	1107 · Checkin...	75.00		-986,561.92
Bill Pmt -Check	10/25/2017	6883	Windstream	Account # 04...	1107 · Checkin...	323.97		-986,237.95
Bill Pmt -Check	10/25/2017	6884	Time Warner Cable	Account # 84...	1107 · Checkin...	1,134.02		-985,103.93
Bill Pmt -Check	10/25/2017	6848	5100 Stephanie Rad...		1107 · Checkin...	140.00		-984,963.93
Bill	10/25/2017	171026	5100 Noelle Ward	OK Trip	920 · Administr...		42.87	-985,006.80
Bill	10/25/2017	IO14951	Core & Main	Account # 21...	874.46 · Mains...		174.79	-985,181.59
Bill	10/25/2017	710257	Aflac	Accout #: FG...	926 · Employe...		153.12	-985,334.71
Bill	10/25/2017	128843	England Ford Inc	Cust # 1024	874.46 · Mains...		811.68	-986,146.39
Bill	10/25/2017	825 1...	Unifirst Holdings, In...		923.46 · Outsi...		173.19	-986,319.58
Bill	10/26/2017	171026	5100 Stephanie Rad...		887.46 · Maint...		140.00	-986,459.58
Bill	10/26/2017	171026	5100 Jerry Walker	New Service	926 · Employe...		100.00	-986,559.58

Navitas Utility Corporation
General Ledger
As of December 31, 2017

Type	Date	Num	Name	Memo	Split	Debit	Credit	Balance
Bill	10/26/2017	824 1...	Unifirst Holdings, In...		923.46 · Outsi...		72.12	-986,631.70
Bill	10/26/2017	TR-53...	Enable Gas Transmi...	Account # 26...	804.28 · City G...		1,238.61	-987,870.31
Bill	10/26/2017	171030	Bank 7	Loan 1010669	427 · Interest ...		4,565.02	-992,435.33
Bill	10/26/2017	171106	Ally	024921495072	-SPLIT-		593.55	-993,028.88
Bill	10/26/2017	19826...	Quill	Account # C2...	921.46 · Office...		148.82	-993,177.70
Bill	10/26/2017	2818	Quinton Parts Supply		874.46 · Mains...		50.09	-993,227.79
Bill	10/27/2017	20171...	PayChex		-SPLIT-		40,405.55	-1,033,633.34
Bill	10/27/2017	32699...	DirecTV	Account # 03...	6120 · Comm ...		131.98	-1,033,765.32
Bill	10/28/2017	32707...	DirecTV	Account # 08...	6120 · Comm ...		46.99	-1,033,812.31
Bill Pmt -Check	10/30/2017	Transfer	United Healthcare	Customer # 4...	1107 · Checkin...	12,085.95		-1,021,726.36
Bill Pmt -Check	10/30/2017	Transfer	United Healthcare	Customer # 5...	1107 · Checkin...	27,275.02		-994,451.34
Bill	10/30/2017	20171...	PayChex		-SPLIT-		33,173.52	-1,027,624.86
Bill	10/30/2017	171103	Stephens Co. Rural ...	Account A-04...	903.46 · Custo...		35.00	-1,027,659.86
Bill	10/30/2017	40021...	Cintas Corporation #...	Acct # 35084	923.16 · Outsi...		25.00	-1,027,684.86
Bill	10/30/2017	171107	Ally	024924239093	-SPLIT-		602.92	-1,028,287.78
Bill	10/30/2017	825 1...	Unifirst Holdings, In...		923.46 · Outsi...		32.70	-1,028,320.48
Bill	10/30/2017	833 1...	Unifirst Holdings, In...		923.46 · Outsi...		19.93	-1,028,340.41
Bill Pmt -Check	10/31/2017	Transfer	PayChex		1107 · Checkin...	40,405.55		-987,934.86
Bill Pmt -Check	10/31/2017	Transfer	PayChex		1107 · Checkin...	33,173.52		-954,761.34
Bill Pmt -Check	10/31/2017	6885	NALLC - gas facilities		1107 · Checkin...	6,772.90		-947,988.44
Bill	10/31/2017	1710N...	Navitas 1, LLC		1499 · Contrac...		10,080.00	-958,068.44
Bill	10/31/2017	171103	CKenergy Electric C...	Account: 592...	6230 · Utilities		331.00	-958,399.44
Bill	10/31/2017	171103	CKenergy Electric C...	Account: 592...	6230 · Utilities		208.00	-958,607.44
Bill	10/31/2017	118445	Cart Farm & Home ...		874.46 · Mains...		10.98	-958,618.42
Bill	10/31/2017	71071...	One Call Concepts, ...	Acct # NAVIT01	925 · I/D - Safe...		1.00	-958,619.42
Bill	10/31/2017	171107	Farmers Coop	Account # 353	-SPLIT-		3,157.64	-961,777.06
Bill	10/31/2017	1710-...	Battery Backup Pow...	October	-SPLIT-		568.74	-962,345.80
Bill	10/31/2017	171109	R & R Water /Culligan	Account # 2279	6230 · Utilities		53.00	-962,398.80
Bill	10/31/2017	60	TDH Construction		920 · Administr...		1,380.00	-963,778.80
Bill	10/31/2017	99489...	Airgas, Inc.		931 · Rents		11.80	-963,790.60
Bill	10/31/2017	55867...	Western Exterminat...	Cust # 15043...	932 · Maintena...		75.00	-963,865.60
Bill	10/31/2017	317	B & W Pipeline	October Tran...	804.15 · City G...		13,897.67	-977,763.27
Bill	10/31/2017	318	B & W Pipeline	October Tran...	804.15 · City G...		39.13	-977,802.40
Bill	10/31/2017	1710N...	NALLC - gas facilities		851.46 · Sys C...		5,107.68	-982,910.08
Bill	10/31/2017	827 0...	Unifirst Holdings, In...		923.46 · Outsi...		32.70	-982,942.78
Bill Pmt -Check	11/01/2017	6892	United Rentals, Inc.	Customer: 13...	1107 · Checkin...	5,982.97		-976,959.81
Bill	11/01/2017	171030	Velma Public Works...		903.46 · Custo...		107.00	-977,066.81
Bill	11/01/2017	171030	Ochelata Utility Auth...	Account 1129	903.46 · Custo...		134.28	-977,201.09
Bill	11/01/2017	20528...	Sonitrol Orange Cou...	Customer # 3...	932 · Maintena...		131.35	-977,332.44
Bill	11/01/2017	171030	Access Cable Televi...	Acct # 09-003...	921.16 · Office...		144.22	-977,476.66
Bill	11/01/2017		Opal Leach		931 · Rents		250.00	-977,726.66
Bill	11/01/2017		Volunteer Trenching		874.16 · Mains...		250.00	-977,976.66
Bill	11/01/2017	1711N...	Navitas Communica...		435 · Extraordi...		2,000.00	-979,976.66
Bill	11/01/2017	10189...	X Stream Services	Account 0023...	6120 · Comm ...		387.70	-980,364.36
Bill	11/01/2017	171106	First Volunteer Bank		6320 · Bank fees		17.00	-980,381.36
Bill	11/01/2017	21352...	Quill	Account # C2...	6140 · Office c...		32.65	-980,414.01
Bill	11/01/2017	21367...	Quill	Account # C2...	6140 · Office c...		72.98	-980,486.99
Bill	11/01/2017	21367...	Quill	Account # C2...	6140 · Office c...		98.07	-980,585.06
Bill	11/01/2017	21377...	Quill	Account # C2...	6140 · Office c...		126.38	-980,711.44

Navitas Utility Corporation
General Ledger
As of December 31, 2017

Type	Date	Num	Name	Memo	Split	Debit	Credit	Balance
Bill	11/01/2017	171102	Zanette Insurance S...	Policy Numbe...	-SPLIT-		1,900.00	-982,611.44
Bill	11/01/2017	171102	The Town of Grace...		903.46 · Custo...		75.00	-982,686.44
Bill	11/01/2017	171102	Green's Tire & Oil		-SPLIT-		598.45	-983,284.89
Bill	11/01/2017	1898	Full Spectrum Servi...		932 · Maintena...		200.00	-983,484.89
Bill	11/01/2017	17-881	DeBritton Aviation Ltd.		6241 · Contrac...		1,500.00	-984,984.89
Bill	11/01/2017	155	Robert Parks		1408 · Prepaid...		4,008.00	-988,992.89
Bill	11/01/2017	32	LMJ Industries		1408 · Prepaid...		1,000.00	-989,992.89
Bill	11/01/2017	171101	5100 Sue Yearwood		926 · Employe...		673.22	-990,666.11
Bill	11/01/2017	122	Steve Jolley		874.15 · Mains...		2,500.00	-993,166.11
Bill	11/01/2017	30796	Professional Collecti...		925 · I/D - Safe...		65.00	-993,231.11
Bill	11/01/2017	171101	American Interstate ...	Policy AVWC...	924 · Insurance		1,761.40	-994,992.51
Bill	11/01/2017	171107	Jellico Electric & Wa...	Account # 00...	903.16 · Custo...		89.59	-995,082.10
Bill	11/01/2017	171107	Motley Gin, Inc.	Account ID: N...	921.46 · Office...		296.26	-995,378.36
Bill	11/01/2017	171107	Red River Valley Ru...	Account # 19...	855.46 · Other ...		38.19	-995,416.55
Bill	11/01/2017	171107	Totah Communicati...	account # 7460	921.46 · Office...		590.52	-996,007.07
Bill	11/01/2017	171107	Time Warner Cable	Account # 84...	6120 · Comm ...		290.49	-996,297.56
Bill	11/01/2017	171109	Time Warner Cable	Account # 84...	6120 · Comm ...		715.54	-997,013.10
Bill	11/01/2017	171113	Klint Alexander	September 20...	-SPLIT-		1,000.00	-998,013.10
Bill	11/01/2017	108410	Hudson Equipment		874.46 · Mains...		24.09	-998,037.19
Bill	11/01/2017	38970...	Spring House Water...	Acct No. 0170...	903.46 · Custo...		69.24	-998,106.43
Bill	11/01/2017	825 1...	Unifirst Holdings, In...		923.46 · Outsi...		199.15	-998,305.58
Bill Pmt -Check	11/02/2017	6887	Clearwater Enterpris...	Financial Mon...	1107 · Checkin...	19,000.00		-979,305.58
Bill Pmt -Check	11/02/2017	6888	DeBritton Aviation Ltd.		1107 · Checkin...	4,851.45		-974,454.13
Bill Pmt -Check	11/02/2017	6889	DeBritton Holdings, ...		1107 · Checkin...	1,200.00		-973,254.13
Bill	11/02/2017	2018...	Oklahoma One Call ...	Member Code...	-SPLIT-		1,716.60	-974,970.73
Bill	11/02/2017	171107	CenterPoint Energy	7257756-2	804.46 · City G...		50.61	-975,021.34
Bill	11/02/2017	824 1...	Unifirst Holdings, In...		923.46 · Outsi...		58.74	-975,080.08
Bill	11/02/2017	85600	Jenkins Oilfield Sup...	Customer Acc...	874.46 · Mains...		512.50	-975,592.58
Bill	11/02/2017	0153-...	O'Reilly Auto Parts		874.46 · Mains...		59.44	-975,652.02
Bill	11/02/2017	118761	Cart Farm & Home ...		874.46 · Mains...		12.16	-975,664.18
Bill	11/03/2017		Legacy Bank		6320 · Bank fees		75.00	-975,739.18
Bill	11/03/2017		Streetmaster, LLC		920 · Administr...		1,250.00	-976,989.18
Bill Pmt -Check	11/03/2017	6890	Enable Oklahoma In...		1107 · Checkin...	2,299.00		-974,690.18
Check	11/03/2017	6891	Totah Communicati...		1107 · Checkin...	295.22		-974,394.96
Bill	11/03/2017	TR-53...	Enable Gas Transmi...	Account # 26...	804.28 · City G...		8,173.37	-982,568.33
Bill	11/03/2017	171110	Purchase Power	Acct # 8000-9...	6130 · Postage		510.78	-983,079.11
Bill	11/03/2017	171110	Monday's Stop N Sh...		921.46 · Office...		1,876.79	-984,955.90
Bill	11/03/2017	10724	Hull Brothers, Inc.		887.15 · Maint...		450.00	-985,405.90
Bill	11/03/2017	10735	Hull Brothers, Inc.		887.15 · Maint...		386.20	-985,792.10
Bill	11/05/2017	171107	Pioneer Cellular - us...	Account # CN...	921.46 · Office...		113.72	-985,905.82
Bill Pmt -Check	11/06/2017	6893	Tom's Utility Service		1107 · Checkin...	2,920.00		-982,985.82
Bill	11/06/2017	11170...	Natural Gas Pipeline...	Acct # 5319 / ...	804.46 · City G...		494.70	-983,480.52
Bill	11/06/2017	70-TN...	Southern Star Centr...		804.46 · City G...		10,723.48	-994,204.00
Bill Pmt -Check	11/06/2017	6894	5100 Jerry Walker	New Service	1107 · Checkin...	100.00		-994,104.00
Bill Pmt -Check	11/06/2017	6895	5100 Noelle Ward	OK Trip	1107 · Checkin...	42.87		-994,061.13
Bill Pmt -Check	11/06/2017	6896	5100 Stephanie Rad...		1107 · Checkin...	140.00		-993,921.13
Bill Pmt -Check	11/06/2017	6897	5100 Sue Yearwood		1107 · Checkin...	673.22		-993,247.91
Bill Pmt -Check	11/06/2017	6898	A New Energy LLC		1107 · Checkin...	2,254.49		-990,993.42
Bill Pmt -Check	11/06/2017	6899	Access Cable Televi...	Acct # 09-003...	1107 · Checkin...	144.22		-990,849.20

Navitas Utility Corporation
General Ledger
As of December 31, 2017

Type	Date	Num	Name	Memo	Split	Debit	Credit	Balance
Bill Pmt -Check	11/06/2017	6900	Aflac	Accout #: FG...	1107 · Checkin...	153.12		-990,696.08
Bill Pmt -Check	11/06/2017	6901	Ally	024923459722	1107 · Checkin...	645.10		-990,050.98
Bill Pmt -Check	11/06/2017	6902	Bank 7	Loan 1010669	1107 · Checkin...	3,717.13		-986,333.85
Bill Pmt -Check	11/06/2017	6903	Cart Farm & Home ...		1107 · Checkin...	269.00		-986,064.85
Bill Pmt -Check	11/06/2017	6904	Cintas Corporation #...		1107 · Checkin...	100.00		-985,964.85
Bill Pmt -Check	11/06/2017	6905	CKenergy Electric C...		1107 · Checkin...	539.00		-985,425.85
Bill Pmt -Check	11/06/2017	6906	Core & Main	Account # 21...	1107 · Checkin...	174.79		-985,251.06
Bill Pmt -Check	11/06/2017	6907	Delgasco, Inc.	Account # 16...	1107 · Checkin...	5,085.50		-980,165.56
Bill Pmt -Check	11/06/2017	6908	DirecTV	Account # 03...	1107 · Checkin...	131.98		-980,033.58
Bill Pmt -Check	11/06/2017	6909	Dirt Road Graphics		1107 · Checkin...	318.00		-979,715.58
Bill Pmt -Check	11/06/2017	6910	Equipment Controls ...	Customer # 1...	1107 · Checkin...	95.37		-979,620.21
Bill Pmt -Check	11/06/2017	6911	Farris Bobango Bra...		1107 · Checkin...	1,500.00		-978,120.21
Bill Pmt -Check	11/06/2017	6912	First Volunteer Bank		1107 · Checkin...	17.00		-978,103.21
Bill Pmt -Check	11/06/2017	6913	Full Spectrum Servi...		1107 · Checkin...	200.00		-977,903.21
Bill Pmt -Check	11/06/2017	6914	Sparta Energy	June Producti...	1107 · Checkin...	9,783.02		-968,120.19
Bill Pmt -Check	11/06/2017	6915	G & C Supply Co, Inc		1107 · Checkin...	378.22		-967,741.97
Bill Pmt -Check	11/06/2017	6916	Green's Tire & Oil		1107 · Checkin...	598.45		-967,143.52
Bill Pmt -Check	11/06/2017	6917	Harold's Auto Supply	Acct # 3530	1107 · Checkin...	61.26		-967,082.26
Bill Pmt -Check	11/06/2017	6918	Harris Construction ...		1107 · Checkin...	400.00		-966,682.26
Bill Pmt -Check	11/06/2017	6919	Haskell County Wat...	Acc # 10-1240	1107 · Checkin...	19.80		-966,662.46
Bill Pmt -Check	11/06/2017	6920	Huston DePue Labs...		1107 · Checkin...	483.40		-966,179.06
Bill Pmt -Check	11/06/2017	6921	IPFS Corporation	Account # TX...	1107 · Checkin...	5,278.28		-960,900.78
Bill Pmt -Check	11/06/2017	6922	Isco Industries, LLC		1107 · Checkin...	2,483.97		-958,416.81
Bill Pmt -Check	11/06/2017	6923	Jenkins Oilfield Sup...		1107 · Checkin...	1,066.20		-957,350.61
Bill Pmt -Check	11/06/2017	6924	Keystone-Beard Eq...		1107 · Checkin...	235.13		-957,115.48
Bill Pmt -Check	11/06/2017	6925	Legacy Bank		1107 · Checkin...	75.00		-957,040.48
Bill Pmt -Check	11/06/2017	6926	Liberty Mutual Insur...	Account # 40...	1107 · Checkin...	3,480.81		-953,559.67
Bill Pmt -Check	11/06/2017	6927	LMJ Industries		1107 · Checkin...	1,000.00		-952,559.67
Bill Pmt -Check	11/06/2017	6928	Lucas Metal Works		1107 · Checkin...	380.07		-952,179.60
Bill Pmt -Check	11/06/2017	6929	Monday's Stop N Sh...		1107 · Checkin...	1,670.50		-950,509.10
Bill Pmt -Check	11/06/2017	6930	Natural Gas Pipeline...	Acct # 5319 / ...	1107 · Checkin...	494.70		-950,014.40
Bill Pmt -Check	11/06/2017	6931	O'Reilly Auto Parts		1107 · Checkin...	145.79		-949,868.61
Bill Pmt -Check	11/06/2017	6932	Ochelata Utility Auth...	Account 1129	1107 · Checkin...	134.28		-949,734.33
Bill Pmt -Check	11/06/2017	6933	Oklahoma Natural G...		1107 · Checkin...	2,982.09		-946,752.24
Bill Pmt -Check	11/06/2017	6934	Opal Leach		1107 · Checkin...	250.00		-946,502.24
Bill Pmt -Check	11/06/2017	6935	Professional Collecti...		1107 · Checkin...	65.00		-946,437.24
Bill Pmt -Check	11/06/2017	6936	Public Service Co.	Account # 95...	1107 · Checkin...	103.50		-946,333.74
Bill Pmt -Check	11/06/2017	6937	Quill		1107 · Checkin...	493.78		-945,839.96
Bill Pmt -Check	11/06/2017	6938	R&R Tire Shop		1107 · Checkin...	10.00		-945,829.96
Bill Pmt -Check	11/06/2017	6939	RAGZ Roll Offs & H...		1107 · Checkin...	1,050.00		-944,779.96
Bill Pmt -Check	11/06/2017	6940	Remco		1107 · Checkin...	575.72		-944,204.24
Bill Pmt -Check	11/06/2017	6941	Ron Comingdeer & ...		1107 · Checkin...	2,083.00		-942,121.24
Bill Pmt -Check	11/06/2017	6942	Sonitrol Orange Cou...	Customer # 3...	1107 · Checkin...	131.35		-941,989.89
Bill Pmt -Check	11/06/2017	6943	Southern Star Centr...		1107 · Checkin...	10,525.74		-931,464.15
Bill Pmt -Check	11/06/2017	6944	Stephens Co. Rural ...	Account A-04...	1107 · Checkin...	35.00		-931,429.15
Bill Pmt -Check	11/06/2017	6945	Steve Jolley		1107 · Checkin...	2,500.00		-928,929.15
Bill Pmt -Check	11/06/2017	6946	Tate Boy's Tire & Se...		1107 · Checkin...	91.94		-928,837.21
Bill Pmt -Check	11/06/2017	6947	Tennessee One-Call...	MBR CODE: ...	1107 · Checkin...	450.00		-928,387.21
Bill Pmt -Check	11/06/2017	6948	Terminix Processing...	Cust # 7479088	1107 · Checkin...	57.00		-928,330.21

Navitas Utility Corporation
General Ledger
As of December 31, 2017

Type	Date	Num	Name	Memo	Split	Debit	Credit	Balance
Bill Pmt -Check	11/06/2017	6949	The Town of Grace...		1107 · Checkin...	75.00		-928,255.21
Bill Pmt -Check	11/06/2017	6950	Town of Eakly	Account # 888	1107 · Checkin...	119.19		-928,136.02
Bill Pmt -Check	11/06/2017	6951	Robert Parks		1107 · Checkin...	4,008.00		-924,128.02
Bill Pmt -Check	11/06/2017	6952	Unifirst Holdings, In...		1107 · Checkin...	718.41		-923,409.61
Bill Pmt -Check	11/06/2017	6953	Unifirst Holdings, In...		1107 · Checkin...	130.80		-923,278.81
Bill Pmt -Check	11/06/2017	6954	Unifirst Holdings, In...		1107 · Checkin...	130.80		-923,148.01
Bill Pmt -Check	11/06/2017	6955	Unifirst Holdings, In...		1107 · Checkin...	39.86		-923,108.15
Bill Pmt -Check	11/06/2017	6956	Velma Public Works...		1107 · Checkin...	107.00		-923,001.15
Bill Pmt -Check	11/06/2017	6957	Verizon Wireless	Account # 87...	1107 · Checkin...	950.14		-922,051.01
Bill Pmt -Check	11/06/2017	6958	Volunteer Trenching		1107 · Checkin...	250.00		-921,801.01
Bill Pmt -Check	11/06/2017	6959	X Stream Services	0013081	1107 · Checkin...	387.70		-921,413.31
Bill Pmt -Check	11/06/2017	6960	DirecTV	Account # 08...	1107 · Checkin...	46.99		-921,366.32
Bill	11/06/2017	40022...	Cintas Corporation #...	Acct # 35084	923.16 · Outsi...		25.00	-921,391.32
Bill	11/06/2017	171110	Public Service Co.	Account # 95...	903.46 · Custo...		44.22	-921,435.54
Bill	11/06/2017	10932...	EGW Utilities, Inc.	Customer ID ...	-SPLIT-		759.35	-922,194.89
Bill	11/06/2017	171110	Ally	024923459722	-SPLIT-		677.35	-922,872.24
Bill	11/06/2017	9215	K E Andrews and C...		6420 · Tax con...		7,000.00	-929,872.24
Bill	11/06/2017	825 1...	Unifirst Holdings, In...		923.46 · Outsi...		36.98	-929,909.22
Bill	11/06/2017	833 1...	Unifirst Holdings, In...		923.46 · Outsi...		26.87	-929,936.09
Bill Pmt -Check	11/07/2017	6961	American Interstate ...	Policy AVWC...	1107 · Checkin...	1,761.40		-928,174.69
Bill Pmt -Check	11/07/2017	6962	CenterPoint Energy	7257756-2	1107 · Checkin...	50.61		-928,124.08
Bill Pmt -Check	11/07/2017	6963	Cintas Corporation #...	Acct # 35084	1107 · Checkin...	25.00		-928,099.08
Bill Pmt -Check	11/07/2017	6964	EGW Utilities, Inc.	Customer ID ...	1107 · Checkin...	175.75		-927,923.33
Bill Pmt -Check	11/07/2017	6965	Grainger	Account # 84...	1107 · Checkin...	115.38		-927,807.95
Bill Pmt -Check	11/07/2017	6966	Harmon Electric Ass...	Account # 50...	1107 · Checkin...	148.04		-927,659.91
Bill Pmt -Check	11/07/2017	6967	Hudson Equipment		1107 · Checkin...	324.78		-927,335.13
Bill Pmt -Check	11/07/2017	6968	Jellico Electric & Wa...	Account # 00...	1107 · Checkin...	89.59		-927,245.54
Bill Pmt -Check	11/07/2017	6969	Keystone-Beard Eq...		1107 · Checkin...	351.89		-926,893.65
Bill Pmt -Check	11/07/2017	6970	Motley Gin, Inc.	Account ID: N...	1107 · Checkin...	296.26		-926,597.39
Bill Pmt -Check	11/07/2017	6971	One Call Concepts, ...	Acct # NAVIT01	1107 · Checkin...	1.00		-926,596.39
Bill Pmt -Check	11/07/2017	6972	Pioneer Cellular - us...	Account # CN...	1107 · Checkin...	113.72		-926,482.67
Bill Pmt -Check	11/07/2017	6973	Quinton Parts Supply		1107 · Checkin...	57.15		-926,425.52
Bill Pmt -Check	11/07/2017	6974	Red River Valley Ru...	Account # 19...	1107 · Checkin...	38.19		-926,387.33
Bill Pmt -Check	11/07/2017	6975	Totah Communicati...	account # 7460	1107 · Checkin...	295.30		-926,092.03
Bill Pmt -Check	11/07/2017	6976	Town of Eakly	Account # 1019	1107 · Checkin...	19.81		-926,072.22
Bill Pmt -Check	11/07/2017	6977	US Cellular	Account # 84...	1107 · Checkin...	401.34		-925,670.88
Bill	11/07/2017	17-876	DeBritton Holdings, ...		931 · Rents		1,200.00	-926,870.88
Bill	11/07/2017	66766...	G & C Supply Co, Inc	Cust # 109469	1302 · Certifie...		143.06	-927,013.94
Bill	11/07/2017	171113	Public Service Co.	Account # 95...	903.46 · Custo...		29.55	-927,043.49
Bill	11/07/2017	171113	Northfork Electric C...	Acct # 12975...	903.46 · Custo...		46.88	-927,090.37
Bill	11/07/2017	22644...	Quill	Account # C2...	6140 · Office c...		200.54	-927,290.91
Bill	11/07/2017	827 0...	Unifirst Holdings, In...		923.46 · Outsi...		32.70	-927,323.61
Bill	11/07/2017	1703	Kenneth Lowe	Nicholson Well	800.15 · Well ...		906.40	-928,230.01
Bill	11/07/2017	1704	Kenneth Lowe	Nicholson Well	800.15 · Well ...		1,513.60	-929,743.61
Bill	11/07/2017	1705	Kenneth Lowe	Nicholson Well	800.15 · Well ...		993.30	-930,736.91
Bill	11/07/2017	1706	Kenneth Lowe	Nicholson Well	800.15 · Well ...		1,051.60	-931,788.51
Bill	11/07/2017	1707	Kenneth Lowe	Nicholson Well	800.15 · Well ...		942.70	-932,731.21
Bill	11/07/2017	1708	Kenneth Lowe	Nicholson Well	800.15 · Well ...		1,295.80	-934,027.01
Bill	11/07/2017	1709	Kenneth Lowe	Nicholson Well	800.15 · Well ...		829.40	-934,856.41

Navitas Utility Corporation
General Ledger
As of December 31, 2017

Type	Date	Num	Name	Memo	Split	Debit	Credit	Balance
Bill	11/07/2017	1710	Kenneth Lowe	Nicholson Well	800.15 · Well ...		717.20	-935,573.61
Bill	11/07/2017	1711	Kenneth Lowe	Nicholson Well	800.15 · Well ...		1,095.60	-936,669.21
Bill	11/07/2017	2896	Quinton Parts Supply		874.46 · Mains...		30.50	-936,699.71
Bill Pmt -Check	11/08/2017	6978	Clearwater Enterpris...	Financial Mon...	1107 · Checkin...	24,000.00		-912,699.71
Bill	11/08/2017	142	Petrol Energy, LLC		-SPLIT-		47,146.95	-959,846.66
Bill	11/08/2017	28939...	CenterPoint Energy ...	Customer ID: ...	-SPLIT-		636.90	-960,483.56
Bill	11/08/2017	28939...	CenterPoint Energy ...	Customer ID: ...	-SPLIT-		631.75	-961,115.31
Bill	11/08/2017	TR-53...	Enable Gas Transmi...	Account # 26...	804.46 · City G...		1,876.89	-962,992.20
Bill Pmt -Check	11/08/2017	6979	Petrol Energy, LLC		1107 · Checkin...	18,352.89		-944,639.31
Bill	11/08/2017	10934...	EGW Utilities, Inc.	Customer ID ...	-SPLIT-		83.76	-944,723.07
Bill	11/08/2017	825 1...	Unifirst Holdings, In...		923.46 · Outsi...		182.73	-944,905.80
Bill	11/08/2017	119561	Cart Farm & Home ...		874.46 · Mains...		16.96	-944,922.76
Bill	11/08/2017	119599	Cart Farm & Home ...		874.46 · Mains...		12.19	-944,934.95
Bill	11/09/2017	10089...	Clearwater Enterpris...	Financial Mon...	804.46 · City G...		42,754.77	-987,689.72
Bill	11/09/2017	824 1...	Unifirst Holdings, In...		923.46 · Outsi...		87.98	-987,777.70
Bill	11/09/2017	171109	5100 Stephanie Rad...		887.46 · Maint...		120.00	-987,897.70
Bill	11/09/2017	TR-57...	Enable Oklahoma In...	Account # 26...	804.46 · City G...		4,936.00	-992,833.70
Bill	11/09/2017	TR-57...	Enable Oklahoma In...	Account # 26...	804.46 · City G...		5,774.00	-998,607.70
Bill	11/09/2017	171110	Southern California ...	Customer acc...	6230 · Utilities		361.28	-998,968.98
Bill	11/09/2017	132884	Delgasco, Inc.	Account # 16...	804.16 · City G...		8,812.80	-1,007,781.78
Bill	11/09/2017	11092...	AT&T Mobility	Account # 28...	921.46 · Office...		666.99	-1,008,448.77
Bill	11/10/2017	20171...	PayChex		-SPLIT-		41,110.27	-1,049,559.04
Bill	11/10/2017	171116	F & M Bank	Loan 9995000	-SPLIT-		630.87	-1,050,189.91
Bill	11/10/2017	11076...	Isco Industries, LLC		-SPLIT-		1,334.02	-1,051,523.93
Bill	11/10/2017	171114	SoCal Gas	Account # 10...	6230 · Utilities		0.90	-1,051,524.83
Bill	11/10/2017	171113	Ron Comingdeer & ...		923.46 · Outsi...		2,083.00	-1,053,607.83
Bill	11/10/2017	10935...	EGW Utilities, Inc.	Customer ID ...	1301 · Meter &...		4,681.60	-1,058,289.43
Bill Pmt -Check	11/13/2017	6980	Navitas 1, LLC		1107 · Checkin...	10,080.00		-1,048,209.43
Bill Pmt -Check	11/13/2017	6981	Ally	024922596418	1107 · Checkin...	624.64		-1,047,584.79
Bill Pmt -Check	11/13/2017	6982	Ally	611925685889	1107 · Checkin...	655.22		-1,046,929.57
Bill Pmt -Check	11/13/2017	6983	Ally	024921495072	1107 · Checkin...	593.55		-1,046,336.02
Bill Pmt -Check	11/13/2017	6984	F & M Bank	Loan 9995000	1107 · Checkin...	630.87		-1,045,705.15
Bill Pmt -Check	11/13/2017	6985	Zanette Insurance S...	Policy Numbe...	1107 · Checkin...	1,900.00		-1,043,805.15
Bill	11/13/2017	20171...	PayChex		-SPLIT-		32,829.06	-1,076,634.21
Bill	11/13/2017	171115	Windstream	Account # 04...	921.46 · Office...		323.81	-1,076,958.02
Bill	11/13/2017	10089...	Clearwater Enterpris...	Financial Mon...	804.46 · City G...		8,654.06	-1,085,612.08
Bill	11/13/2017	28560	Keystone-Beard Eq...		874.46 · Mains...		74.60	-1,085,686.68
Bill	11/13/2017	0219-...	O'Reilly Auto Parts		874.46 · Mains...		94.95	-1,085,781.63
Bill	11/13/2017	17100...	Enbridge/Spectra E...	Account # 29...	804.15 · City G...		1,676.01	-1,087,457.64
Bill	11/13/2017	S2035...	Bemac Supply	Customer # 6...	-SPLIT-		123.66	-1,087,581.30
Bill	11/13/2017	109401	Hudson Equipment		874.46 · Mains...		2.62	-1,087,583.92
Bill	11/13/2017	40023...	Cintas Corporation #...	Acct # 35084	923.16 · Outsi...		25.00	-1,087,608.92
Bill	11/13/2017	20063...	Kentucky Undergrou...	Customer ID: ...	925 · I/D - Safe...		4.80	-1,087,613.72
Bill	11/13/2017	825 1...	Unifirst Holdings, In...		923.46 · Outsi...		32.70	-1,087,646.42
Bill	11/13/2017	833 1...	Unifirst Holdings, In...		923.46 · Outsi...		19.93	-1,087,666.35
Bill	11/13/2017	632736	Farmers Coop Mill &...		874.46 · Mains...		135.00	-1,087,801.35
Bill Pmt -Check	11/14/2017	Transfer	PayChex		1107 · Checkin...	41,110.27		-1,046,691.08
Bill Pmt -Check	11/14/2017	Transfer	PayChex		1107 · Checkin...	32,829.06		-1,013,862.02
Bill Pmt -Check	11/14/2017	6986	Clearwater Enterpris...		1107 · Checkin...	24,306.07		-989,555.95

Navitas Utility Corporation
General Ledger
As of December 31, 2017

Type	Date	Num	Name	Memo	Split	Debit	Credit	Balance
Bill Pmt -Check	11/14/2017	6987	Bank 7	Loan 1010669	1107 · Checkin...	4,565.02		-984,990.93
Bill Pmt -Check	11/14/2017	6988	Navitas Communica...		1107 · Checkin...	2,000.00		-982,990.93
Bill	11/14/2017	171114	5100 John Gorman	Kim Sokolosky	926 · Employe...		100.00	-983,090.93
Bill	11/14/2017	S2036...	Bemac Supply	Customer # 6...	-SPLIT-		69.57	-983,160.50
Bill	11/14/2017	109434	Hudson Equipment		874.46 · Mains...		14.64	-983,175.14
Bill	11/14/2017	32919...	Locke Supply		874.46 · Mains...		358.44	-983,533.58
Bill	11/14/2017	171130	IPFS Corporation	Account # TX...	-SPLIT-		5,026.93	-988,560.51
Bill	11/14/2017	171130	Liberty Mutual Insur...	Account # 40...	924 · Insurance		3,480.81	-992,041.32
Bill	11/14/2017	165269	Farris Bobango Bra...		923.16 · Outsi...		1,500.00	-993,541.32
Bill	11/14/2017	17113...	Oklahoma Natural G...	Account # 21...	804.46 · City G...		171.49	-993,712.81
Bill	11/14/2017	17113...	Oklahoma Natural G...	Account # 21...	804.46 · City G...		548.20	-994,261.01
Bill	11/14/2017	17113...	Oklahoma Natural G...	Account # 21...	804.46 · City G...		153.55	-994,414.56
Bill	11/14/2017	17113...	Oklahoma Natural G...	Account # 21...	804.46 · City G...		138.91	-994,553.47
Bill	11/14/2017	17113...	Oklahoma Natural G...	Account # 21...	804.46 · City G...		452.69	-995,006.16
Bill	11/14/2017	17113...	Oklahoma Natural G...	Account # 21...	804.46 · City G...		419.45	-995,425.61
Bill	11/14/2017	17113...	Oklahoma Natural G...	Account # 21...	804.46 · City G...		1,302.56	-996,728.17
Bill	11/14/2017	827 0...	Unifirst Holdings, In...		923.46 · Outsi...		32.70	-996,760.87
Bill Pmt -Check	11/15/2017	6989	Hull Brothers, Inc.		1107 · Checkin...	13,966.24		-982,794.63
Bill	11/15/2017	HC11...	H & C Services and ...		874.46 · Mains...		128.69	-982,923.32
Bill	11/15/2017	171130	Cotton Electric Coop...	Acc # 270660...	903.46 · Custo...		70.33	-982,993.65
Bill	11/15/2017	C0044...	United Healthcare	Customer # 4...	926 · Employe...		8,660.75	-991,654.40
Bill	11/15/2017	825 1...	Unifirst Holdings, In...		923.46 · Outsi...		174.19	-991,828.59
Check	11/15/2017	6263	US Cellular	Missing check...	1107 · Checkin...	400.55		-991,428.04
Bill	11/15/2017	171201	Haskell County Wat...	Acc # 10-1240	903.46 · Custo...		18.00	-991,446.04
Bill Pmt -Check	11/16/2017	6990	Streetmaster, LLC		1107 · Checkin...	11,250.00		-980,196.04
Bill Pmt -Check	11/16/2017	6991	TDH Construction		1107 · Checkin...	6,897.77		-973,298.27
Bill	11/16/2017	824 1...	Unifirst Holdings, In...		923.46 · Outsi...		58.03	-973,356.30
Bill	11/16/2017	00446...	United Healthcare	Customer # 5...	926 · Employe...		27,275.02	-1,000,631.32
Bill	11/17/2017	109712	Hudson Equipment		874.46 · Mains...		11.57	-1,000,642.89
Bill	11/17/2017	14993...	United Rentals, Inc.	Customer: 13...	887.46 · Maint...		2,506.87	-1,003,149.76
Bill	11/17/2017	171130	AFCO	Account # 03-...	-SPLIT-		828.33	-1,003,978.09
Bill	11/17/2017	171130	Ally	024922596418	-SPLIT-		624.64	-1,004,602.73
Bill	11/17/2017	171130	Ally	611925685889	-SPLIT-		655.22	-1,005,257.95
Bill	11/17/2017	171130	Public Service Co.	Account # 95...	903.46 · Custo...		44.43	-1,005,302.38
Bill	11/17/2017	171130	Public Service Co.	Account # 95...	903.46 · Custo...		114.84	-1,005,417.22
Bill	11/17/2017	171201	5100 Kevin Pearcy	Binger Tag off...	6410 · Lic, per...		89.75	-1,005,506.97
Bill	11/17/2017	2967	Quinton Parts Supply		874.46 · Mains...		47.94	-1,005,554.91
Bill	11/18/2017	97965...	Verizon Wireless	Account # 87...	921.16 · Office...		783.94	-1,006,338.85
Bill	11/20/2017	40024...	Cintas Corporation #...	Acct # 35084	923.16 · Outsi...		25.00	-1,006,363.85
Bill	11/20/2017	15191...	United Rentals, Inc.	Customer: 13...	887.46 · Maint...		2,054.30	-1,008,418.15
Bill	11/20/2017	14993...	United Rentals, Inc.	Customer: 13...	887.46 · Maint...		34.49	-1,008,452.64
Bill	11/20/2017	171130	A New Energy LLC		1408 · Prepaid...		2,083.33	-1,010,535.97
Bill	11/20/2017	171130	Pioneer Telephone ...	Account # PT...	921.46 · Office...		103.76	-1,010,639.73
Bill	11/20/2017	171130	Guardian	Group ID: 00 ...	924 · Insurance		311.55	-1,010,951.28
Bill	11/20/2017	825 1...	Unifirst Holdings, In...		923.46 · Outsi...		32.70	-1,010,983.98
Bill	11/20/2017	833 1...	Unifirst Holdings, In...		923.46 · Outsi...		19.93	-1,011,003.91
Bill	11/20/2017	02213...	US Cellular	Account # 84...	921.46 · Office...		401.34	-1,011,405.25
Bill Pmt -Check	11/20/2017		US Cellular	QuickBooks g...	1100 · Cash	0.00		-1,011,405.25
Bill	11/20/2017	Presor...	U S Postmaster	Permit Numb...	6130 · Postage		225.00	-1,011,630.25

Navitas Utility Corporation
General Ledger
As of December 31, 2017

Type	Date	Num	Name	Memo	Split	Debit	Credit	Balance
Bill	11/20/2017	37073...	Terminix Processing...	Cust # 7479088	932 · Maintena...		57.00	-1,011,687.25
Bill Pmt -Check	11/21/2017	6992	Clearwater Enterpris...	Financial Mon...	1107 · Checkin...	24,000.00		-987,687.25
Bill	11/21/2017	15006...	United Rentals, Inc.	Customer: 13...	887.46 · Maint...		676.71	-988,363.96
Bill	11/21/2017	21559...	Tate Boy's Tire & Se...		874.46 · Mains...		1,106.09	-989,470.05
Bill	11/21/2017	17116	Russmar Utility Man...		887.15 · Maint...		1,000.00	-990,470.05
Bill	11/21/2017	171130	Public Service Co.	Account # 95...	903.46 · Custo...		93.60	-990,563.65
Bill	11/21/2017	827 0...	Unifirst Holdings, In...		923.46 · Outsi...		32.70	-990,596.35
Bill	11/21/2017	26692...	Quill	Account # C2...	6140 · Office c...		67.56	-990,663.91
Bill Pmt -Check	11/22/2017	6993	German Roofing LLC		1107 · Checkin...	11,445.50		-979,218.41
Bill Pmt -Check	11/22/2017	6994	Isco Industries, LLC		1107 · Checkin...	11,294.96		-967,923.45
Bill	11/22/2017	171130	Oklahoma Natural G...	Acc # 212809...	903.46 · Custo...		21.55	-967,945.00
Bill	11/22/2017	825 1...	Unifirst Holdings, In...		923.46 · Outsi...		177.46	-968,122.46
Bill	11/22/2017	171204	Town of Eakly	Account # 888	6230 · Utilities		93.30	-968,215.76
Bill	11/22/2017	171204	Town of Eakly	Account # 1019	6230 · Utilities		18.00	-968,233.76
Bill	11/22/2017	280805	Harold's Auto Supply	Acct # 3530	874.46 · Mains...		9.99	-968,243.75
Bill	11/23/2017	824 1...	Unifirst Holdings, In...		923.46 · Outsi...		58.03	-968,301.78
Bill	11/24/2017	171201	Ally	024921495072	-SPLIT-		593.55	-968,895.33
Bill	11/25/2017	17K00...	ReadyRefresh	Account # 00...	6230 · Utilities		79.30	-968,974.63
Bill	11/25/2017	26436	Tennessee One-Call...	MBR CODE: ...	-SPLIT-		1,477.20	-970,451.83
Bill	11/27/2017	20171...	PayChex		-SPLIT-		40,622.74	-1,011,074.57
Bill	11/27/2017	20171...	PayChex		-SPLIT-		1,228.73	-1,012,303.30
Bill	11/27/2017	171130	England Ford Inc	Cust # 1024	426.30 · Penalt...		16.23	-1,012,319.53
Bill	11/27/2017	171201	Bank 7	Loan 1010669	427 · Interest ...		4,160.95	-1,016,480.48
Bill	11/27/2017	171201	Harmon Electric Ass...	Account # 50...	903.46 · Custo...		159.98	-1,016,640.46
Bill	11/27/2017	27161...	Quill	Account # C2...	6140 · Office c...		46.84	-1,016,687.30
Bill	11/27/2017	121775	Cart Farm & Home ...		874.46 · Mains...		8.34	-1,016,695.64
Bill	11/27/2017	172462	Aflac	Accout #: FG...	926 · Employe...		229.68	-1,016,925.32
Bill	11/27/2017	198045	Albany Plumbing & ...	Acct # 2621	874.15 · Mains...		31.75	-1,016,957.07
Bill	11/27/2017	32933...	DirecTV	Account # 03...	6120 · Comm ...		131.98	-1,017,089.05
Bill	11/27/2017	40025...	Cintas Corporation #...	Acct # 35084	923.16 · Outsi...		25.00	-1,017,114.05
Bill	11/27/2017	833 1...	Unifirst Holdings, In...		923.46 · Outsi...		19.93	-1,017,133.98
Bill	11/27/2017	825 1...	Unifirst Holdings, In...		923.46 · Outsi...		32.70	-1,017,166.68
Bill Pmt -Check	11/28/2017	Transfer	PayChex		1107 · Checkin...	40,622.74		-976,543.94
Bill Pmt -Check	11/28/2017	Transfer	United Healthcare	Customer # 4...	1107 · Checkin...	9,307.81		-967,236.13
Bill Pmt -Check	11/28/2017	Transfer	United Healthcare	Customer # 5...	1107 · Checkin...	27,275.02		-939,961.11
Bill Pmt -Check	11/28/2017	6996	Clearwater Enterpris...		1107 · Checkin...	24,484.59		-915,476.52
Bill Pmt -Check	11/28/2017	6997	Monday's Stop N Sh...		1107 · Checkin...	3,468.21		-912,008.31
Bill Pmt -Check	11/28/2017	6998	Unifirst Holdings, In...		1107 · Checkin...	462.06		-911,546.25
Bill Pmt -Check	11/28/2017	6999	Russmar Utility Man...		1107 · Checkin...	1,000.00		-910,546.25
Bill Pmt -Check	11/28/2017	7000	Bayou Engineering ...		1107 · Checkin...	2,371.67		-908,174.58
Bill Pmt -Check	11/28/2017	Transfer	PayChex		1107 · Checkin...	1,228.73		-906,945.85
Bill Pmt -Check	11/28/2017	7001	Ally	024924239093	1107 · Checkin...	602.92		-906,342.93
Bill Pmt -Check	11/28/2017	7002	Ally	024923459722	1107 · Checkin...	677.35		-905,665.58
Bill Pmt -Check	11/28/2017	7003	Petrol Energy, LLC		1107 · Checkin...	25,000.00		-880,665.58
Bill	11/28/2017	TR-53...	Enable Gas Transmi...	Account # 26...	804.28 · City G...		985.56	-881,651.14
Bill	11/28/2017	29314...	CenterPoint Energy ...	Customer ID: ...	-SPLIT-		2,382.03	-884,033.17
Bill	11/28/2017	10940...	EGW Utilities, Inc.	Customer ID ...	1607 · Meters ...		643.04	-884,676.21
Bill	11/28/2017	32941...	DirecTV	Account # 08...	6120 · Comm ...		46.99	-884,723.20
Bill	11/28/2017	3013	Quinton Parts Supply		874.46 · Mains...		33.77	-884,756.97

Navitas Utility Corporation
General Ledger
As of December 31, 2017

Type	Date	Num	Name	Memo	Split	Debit	Credit	Balance
Bill	11/28/2017	827 0...	Unifirst Holdings, In...		923.46 · Outsi...		32.70	-884,789.67
Bill	11/29/2017	20171...	PayChex		-SPLIT-		32,760.95	-917,550.62
Bill	11/29/2017	171129	Ochelata Volunteer ...		925 · I/D - Safe...		30.00	-917,580.62
Bill	11/29/2017	0219-...	O'Reilly Auto Parts		874.46 · Mains...		39.23	-917,619.85
Bill	11/29/2017	S2038...	Bemac Supply	Customer # 6...	1302 · Certifie...		159.24	-917,779.09
Bill	11/29/2017	171204	Ally	024924239093	-SPLIT-		602.92	-918,382.01
Bill	11/29/2017	171218	TDH Construction	Hertz	887.16 · Maint...		221.75	-918,603.76
Bill	11/29/2017	825 1...	Unifirst Holdings, In...		923.46 · Outsi...		199.15	-918,802.91
Bill Pmt -Check	11/30/2017	Transfer	PayChex		1107 · Checkin...	32,760.95		-886,041.96
Bill	11/30/2017	171130	WT&C Corporate S...	Navitas KY N...	6410 · Lic, per...		150.00	-886,191.96
Bill	11/30/2017	824 1...	Unifirst Holdings, In...		923.46 · Outsi...		58.03	-886,249.99
Credit	11/30/2017	20171...	PayChex		-SPLIT-	438.06		-885,811.93
Bill Pmt -Check	11/30/2017		PayChex	QuickBooks g...	1100 · Cash	0.00		-885,811.93
Bill	11/30/2017	1711N...	Navitas 1, LLC		1499 · Contrac...		10,080.00	-895,891.93
Bill	11/30/2017	99999...	United Rentals, Inc.	Customer: 13...	426.30 · Penalt...		120.59	-896,012.52
Bill	11/30/2017	17-0965	Southeastern Diagn...		925 · I/D - Safe...		25.00	-896,037.52
Bill	11/30/2017	61	TDH Construction		-SPLIT-		1,380.00	-897,417.52
Bill	11/30/2017	30926	Professional Collecti...		925 · I/D - Safe...		65.00	-897,482.52
Bill	11/30/2017	1711-...	Battery Backup Pow...	November	6120 · Comm ...		518.55	-898,001.07
Bill	11/30/2017	171204	Stephens Co. Rural ...	Account A-04...	903.46 · Custo...		35.00	-898,036.07
Bill	11/30/2017	99496...	Airgas, Inc.		931 · Rents		12.86	-898,048.93
Bill	11/30/2017	S2039...	Bemac Supply	Customer # 6...	426.30 · Penalt...		5.06	-898,053.99
Bill	11/30/2017	171208	Farmers Coop	Account # 353	-SPLIT-		2,403.04	-900,457.03
Bill	11/30/2017	171204	CKenergy Electric C...	Account: 592...	6230 · Utilities		228.00	-900,685.03
Bill	11/30/2017	171204	CKenergy Electric C...	Account: 592...	6230 · Utilities		147.00	-900,832.03
Bill	11/30/2017	171211	R & R Water /Culligan	Account # 2279	6230 · Utilities		54.00	-900,886.03
Bill	11/30/2017	56689...	Western Exterminat...	Cust # 15043...	932 · Maintena...		75.00	-900,961.03
Bill	11/30/2017	71171...	One Call Concepts, ...	Acct # NAVIT01	925 · I/D - Safe...		1.00	-900,962.03
Bill	11/30/2017	34	Sparta Energy	November Pr...	804.15 · City G...		21,908.07	-922,870.10
Bill	11/30/2017	322	B & W Pipeline	November Tr...	804.15 · City G...		13,897.67	-936,767.77
Bill	11/30/2017	323	B & W Pipeline	November Tr...	804.15 · City G...		324.12	-937,091.89
Bill	11/30/2017	1711N...	NALLC - gas facilities		851.46 · Sys C...		6,956.82	-944,048.71
Bill	12/01/2017	20537...	Sonitrol Orange Cou...	Customer # 3...	932 · Maintena...		131.35	-944,180.06
Bill	12/01/2017	171130	Access Cable Televi...	Acct # 09-003...	921.16 · Office...		144.22	-944,324.28
General Journal	12/01/2017	171130	PayChex	PayChex refund	1107 · Checkin...		438.06	-944,762.34
Bill	12/01/2017	1712N...	Navitas Communica...		435 · Extraordi...		2,000.00	-946,762.34
Bill	12/01/2017		Opal Leach		931 · Rents		250.00	-947,012.34
Bill	12/01/2017		Volunteer Trenching		874.16 · Mains...		250.00	-947,262.34
Bill Pmt -Check	12/01/2017	7004	Unifirst Holdings, In...		1107 · Checkin...	119.58		-947,142.76
Bill	12/01/2017	156	Robert Parks		-SPLIT-		8,016.00	-955,158.76
Bill	12/01/2017	33	LMJ Industries		-SPLIT-		2,000.00	-957,158.76
Bill	12/01/2017	123	Steve Jolley		874.15 · Mains...		2,500.00	-959,658.76
Bill	12/01/2017	17-930	DeBritton Aviation Ltd.		-SPLIT-		2,290.37	-961,949.13
Bill	12/01/2017	4201	Anderson's Heat & Air		932 · Maintena...		157.00	-962,106.13
Bill	12/01/2017	171201	Green's Tire & Oil		-SPLIT-		75.60	-962,181.73
Bill	12/01/2017	12-926	DeBritton Holdings, ...		931 · Rents		1,200.00	-963,381.73
Bill	12/01/2017	2008	Full Spectrum Servi...		932 · Maintena...		200.00	-963,581.73
Bill	12/01/2017	15253...	United Rentals, Inc.	Customer: 13...	887.46 · Maint...		713.71	-964,295.44
Bill	12/01/2017	15253...	United Rentals, Inc.	Customer: 13...	887.46 · Maint...		1,247.24	-965,542.68

Navitas Utility Corporation
General Ledger
As of December 31, 2017

Type	Date	Num	Name	Memo	Split	Debit	Credit	Balance
Credit	12/01/2017	15006...	United Rentals, Inc.	Customer: 13...	887.46 · Maint...	676.71		-964,865.97
Credit	12/01/2017	15006...	United Rentals, Inc.	Customer: 13...	887.46 · Maint...	676.71		-964,189.26
Bill	12/01/2017	171201	American Interstate ...	Policy AVWC...	924 · Insurance		2,434.00	-966,623.26
Bill	12/01/2017	171204	Ochelata Utility Auth...	Account 1129	903.46 · Custo...		123.25	-966,746.51
Bill	12/01/2017	171104	Velma Public Works...		903.46 · Custo...		93.00	-966,839.51
Bill	12/01/2017	10190...	X Stream Services	Account 0023...	6120 · Comm ...		386.51	-967,226.02
Bill	12/01/2017	28834...	Quill	Account # C2...	6140 · Office c...		40.32	-967,266.34
Bill	12/01/2017	171206	Oklahoma Tax Com...	Sales Tax Per...	6410 · Lic, per...		20.00	-967,286.34
Bill	12/01/2017	171208	The Town of Grace...		903.46 · Custo...		75.00	-967,361.34
Bill	12/01/2017	171205	Motley Gin, Inc.	Account ID: N...	921.46 · Office...		297.85	-967,659.19
Bill	12/01/2017	171201	A New Energy LLC		1408 · Prepaid...		2,083.33	-969,742.52
Bill	12/01/2017	15616	Brown Ford & Mercu...		874.46 · Mains...		146.35	-969,888.87
Bill	12/01/2017	171204	First Volunteer Bank		6320 · Bank fees		17.00	-969,905.87
Bill	12/01/2017	129658	England Ford Inc	Cust # 1024	874.46 · Mains...		62.73	-969,968.60
Bill	12/01/2017	171212	Jellico Electric & Wa...	Account # 00...	903.16 · Custo...		93.00	-970,061.60
Bill	12/01/2017	171201	5100 Sue Yearwood		926 · Employe...		673.22	-970,734.82
Credit	12/01/2017	171211	Totah Communicati...	account # 7460	921.46 · Office...	4.35		-970,730.47
Bill	12/01/2017	171211	Time Warner Cable	Account # 84...	6120 · Comm ...		709.14	-971,439.61
Bill	12/01/2017	171211	Time Warner Cable	Account # 84...	6120 · Comm ...		290.49	-971,730.10
Bill	12/01/2017	171211	Red River Valley Ru...	Account # 19...	855.46 · Other ...		37.61	-971,767.71
Bill	12/01/2017	110571	Hudson Equipment		874.46 · Mains...		15.08	-971,782.79
Bill	12/01/2017	481	Hudson Country Sto...	Acct # 04361	874.46 · Mains...		51.60	-971,834.39
Credit	12/01/2017	AC - P...	Streetmaster, LLC	DeBritton Avi...	-SPLIT-	790.37		-971,044.02
Bill	12/03/2017		Legacy Bank		6320 · Bank fees		75.00	-971,119.02
Bill	12/03/2017		Streetmaster, LLC		920 · Administr...		1,250.00	-972,369.02
Bill	12/03/2017	171211	Purchase Power	Acct # 8000-9...	6130 · Postage		1,256.54	-973,625.56
Bill Pmt -Check	12/04/2017	7005	Navitas Communica...		1107 · Checkin...	2,000.00		-971,625.56
Bill Pmt -Check	12/04/2017	7006	5100 John Gorman	Kim Sokolosky	1107 · Checkin...	100.00		-971,525.56
Bill Pmt -Check	12/04/2017	7007	5100 Kevin Pearcy	Binger Tag off...	1107 · Checkin...	89.75		-971,435.81
Bill Pmt -Check	12/04/2017	7008	5100 Stephanie Rad...		1107 · Checkin...	120.00		-971,315.81
Bill Pmt -Check	12/04/2017	7009	Access Cable Televi...	Acct # 09-003...	1107 · Checkin...	144.22		-971,171.59
Bill Pmt -Check	12/04/2017	7010	AFCO	04-98926209-...	1107 · Checkin...	828.33		-970,343.26
Bill Pmt -Check	12/04/2017	7011	Airgas, Inc.		1107 · Checkin...	11.80		-970,331.46
Bill Pmt -Check	12/04/2017	7012	Ally	024922596418	1107 · Checkin...	624.64		-969,706.82
Bill Pmt -Check	12/04/2017	7013	Anderson's Heat & Air		1107 · Checkin...	157.00		-969,549.82
Bill Pmt -Check	12/04/2017	7014	AT&T Mobility	287021588346	1107 · Checkin...	666.99		-968,882.83
Bill Pmt -Check	12/04/2017	7015	Bemac Supply		1107 · Checkin...	1,053.96		-967,828.87
Bill Pmt -Check	12/04/2017	7016	Buckaloo Construction		1107 · Checkin...	2,015.00		-965,813.87
Bill Pmt -Check	12/04/2017	7017	CenterPoint Energy ...		1107 · Checkin...	1,268.65		-964,545.22
Bill Pmt -Check	12/04/2017	7018	Cintas Corporation #...		1107 · Checkin...	75.00		-964,470.22
Bill Pmt -Check	12/04/2017	7019	Cotton Electric Coop...	Acc # 270660...	1107 · Checkin...	70.33		-964,399.89
Bill Pmt -Check	12/04/2017	7020	DeBritton Holdings, ...		1107 · Checkin...	1,200.00		-963,199.89
Bill Pmt -Check	12/04/2017	7021	Delgasco, Inc.		1107 · Checkin...	9,037.32		-954,162.57
Bill Pmt -Check	12/04/2017	7022	DNOW LP	107415	1107 · Checkin...	4,048.78		-950,113.79
Bill Pmt -Check	12/04/2017	7023	Enable Gas Transmi...	Account # 26...	1107 · Checkin...	2,024.42		-948,089.37
Bill Pmt -Check	12/04/2017	7024	Enable Oklahoma In...		1107 · Checkin...	3,053.00		-945,036.37
Bill Pmt -Check	12/04/2017	7025	England Ford Inc		1107 · Checkin...	827.91		-944,208.46
Bill Pmt -Check	12/04/2017	7026	F & M Bank	Loan 9995000	1107 · Checkin...	630.87		-943,577.59
Bill Pmt -Check	12/04/2017	7027	Farmers Coop	Account # 353	1107 · Checkin...	3,157.64		-940,419.95

Navitas Utility Corporation
General Ledger
As of December 31, 2017

Type	Date	Num	Name	Memo	Split	Debit	Credit	Balance
Bill Pmt -Check	12/04/2017	7028	Farris Bobango Bra...		1107 · Checkin...	3,000.00		-937,419.95
Bill Pmt -Check	12/04/2017	7029	Full Spectrum Servi...		1107 · Checkin...	200.00		-937,219.95
Bill Pmt -Check	12/04/2017	7030	G & C Supply Co, Inc	Cust # 109469	1107 · Checkin...	143.06		-937,076.89
Bill Pmt -Check	12/04/2017	7031	Green's Tire & Oil		1107 · Checkin...	75.60		-937,001.29
Bill Pmt -Check	12/04/2017	7032	Guardian	Group ID: 00 ...	1107 · Checkin...	311.55		-936,689.74
Bill Pmt -Check	12/04/2017	7033	H & C Services and ...		1107 · Checkin...	128.69		-936,561.05
Bill Pmt -Check	12/04/2017	7034	Harmon Electric Ass...	Account # 50...	1107 · Checkin...	159.98		-936,401.07
Bill Pmt -Check	12/04/2017	7035	Haskell County Wat...	Acc # 10-1240	1107 · Checkin...	18.00		-936,383.07
Bill Pmt -Check	12/04/2017	7036	Hudson Equipment		1107 · Checkin...	52.92		-936,330.15
Bill Pmt -Check	12/04/2017	7037	IPFS Corporation	Account # TX...	1107 · Checkin...	5,026.93		-931,303.22
Bill Pmt -Check	12/04/2017	7038	Isco Industries, LLC		1107 · Checkin...	1,519.27		-929,783.95
Bill Pmt -Check	12/04/2017	7039	Jenkins Oilfield Sup...		1107 · Checkin...	1,024.33		-928,759.62
Bill Pmt -Check	12/04/2017	7040	Kentucky Undergrou...	Customer ID: ...	1107 · Checkin...	4.80		-928,754.82
Bill Pmt -Check	12/04/2017	7041	Keystone-Beard Eq...		1107 · Checkin...	74.60		-928,680.22
Bill Pmt -Check	12/04/2017	7042	Klint Alexander	June 2017	1107 · Checkin...	1,000.00		-927,680.22
Bill Pmt -Check	12/04/2017	7043	Legacy Bank		1107 · Checkin...	75.00		-927,605.22
Bill Pmt -Check	12/04/2017	7044	Liberty Mutual Insur...	Account # 40...	1107 · Checkin...	3,480.81		-924,124.41
Bill Pmt -Check	12/04/2017	7045	LMJ Industries		1107 · Checkin...	1,000.00		-923,124.41
Bill Pmt -Check	12/04/2017	7046	Locke Supply		1107 · Checkin...	358.44		-922,765.97
Bill Pmt -Check	12/04/2017	7047	Northfork Electric C...	Acct # 12975...	1107 · Checkin...	46.88		-922,719.09
Bill Pmt -Check	12/04/2017	7048	O'Reilly Auto Parts		1107 · Checkin...	134.18		-922,584.91
Bill Pmt -Check	12/04/2017	7049	Ochelata Volunteer ...		1107 · Checkin...	30.00		-922,554.91
Bill Pmt -Check	12/04/2017	7050	Oklahoma Natural G...		1107 · Checkin...	3,208.40		-919,346.51
Bill Pmt -Check	12/04/2017	7051	Opal Leach		1107 · Checkin...	250.00		-919,096.51
Bill Pmt -Check	12/04/2017	7052	Pioneer Telephone ...	Account # PT...	1107 · Checkin...	103.76		-918,992.75
Bill Pmt -Check	12/04/2017	7053	Professional Collecti...		1107 · Checkin...	65.00		-918,927.75
Bill Pmt -Check	12/04/2017	7054	Public Service Co.		1107 · Checkin...	326.64		-918,601.11
Bill Pmt -Check	12/04/2017	7055	Purchase Power	Acct # 8000-9...	1107 · Checkin...	510.78		-918,090.33
Bill Pmt -Check	12/04/2017	7056	Quill		1107 · Checkin...	679.44		-917,410.89
Bill Pmt -Check	12/04/2017	7057	R & R Water /Culligan	Account # 2279	1107 · Checkin...	53.00		-917,357.89
Bill Pmt -Check	12/04/2017	7058	ReadyRefresh	Account # 00...	1107 · Checkin...	79.30		-917,278.59
Bill Pmt -Check	12/04/2017	7059	Ron Comingdeer & ...		1107 · Checkin...	4,166.00		-913,112.59
Bill Pmt -Check	12/04/2017	7060	Russmar Utility Man...		1107 · Checkin...	1,000.00		-912,112.59
Bill Pmt -Check	12/04/2017	7061	SoCal Gas	Account # 10...	1107 · Checkin...	0.90		-912,111.69
Bill Pmt -Check	12/04/2017	7062	Sonitrol Orange Cou...	Customer # 3...	1107 · Checkin...	131.35		-911,980.34
Bill Pmt -Check	12/04/2017	7063	Southeastern Diagn...		1107 · Checkin...	25.00		-911,955.34
Bill Pmt -Check	12/04/2017	7064	Southern California ...	Customer acc...	1107 · Checkin...	361.28		-911,594.06
Bill Pmt -Check	12/04/2017	7065	Southern Star Centr...		1107 · Checkin...	10,550.05		-901,044.01
Bill Pmt -Check	12/04/2017	7066	Enbridge/Spectra E...	Account # 29...	1107 · Checkin...	1,676.01		-899,368.00
Bill Pmt -Check	12/04/2017	7067	Spring House Water...	Acct No. 0170...	1107 · Checkin...	69.24		-899,298.76
Bill Pmt -Check	12/04/2017	7068	Steve Jolley		1107 · Checkin...	2,500.00		-896,798.76
Bill Pmt -Check	12/04/2017	7069	TDH Construction		1107 · Checkin...	1,380.00		-895,418.76
Bill Pmt -Check	12/04/2017	7070	Time Warner Cable	Account # 84...	1107 · Checkin...	290.49		-895,128.27
Bill Pmt -Check	12/04/2017	7071	Totah Communicati...	VOID: accoun...	1107 · Checkin...	0.00		-895,128.27
Bill Pmt -Check	12/04/2017	7072	Robert Parks		1107 · Checkin...	4,008.00		-891,120.27
Bill Pmt -Check	12/04/2017	7073	Unifirst Holdings, In...		1107 · Checkin...	725.33		-890,394.94
Bill Pmt -Check	12/04/2017	7074	Unifirst Holdings, In...		1107 · Checkin...	140.36		-890,254.58
Bill Pmt -Check	12/04/2017	7075	Unifirst Holdings, In...		1107 · Checkin...	130.80		-890,123.78
Bill Pmt -Check	12/04/2017	7076	US Cellular	Account # 84...	1107 · Checkin...	0.79		-890,122.99

Navitas Utility Corporation
General Ledger
As of December 31, 2017

Type	Date	Num	Name	Memo	Split	Debit	Credit	Balance
Bill Pmt -Check	12/04/2017	7077	Verizon Wireless	Account # 87...	1107 · Checkin...	783.94		-889,339.05
Bill Pmt -Check	12/04/2017	7078	Volunteer Trenching		1107 · Checkin...	250.00		-889,089.05
Bill Pmt -Check	12/04/2017	7079	Western Exterminat...	Cust # 15043...	1107 · Checkin...	75.00		-889,014.05
Bill Pmt -Check	12/04/2017	7080	Windstream	Account # 04...	1107 · Checkin...	323.81		-888,690.24
Bill Pmt -Check	12/04/2017	7081	WT&C Corporate S...	Navitas KY N...	1107 · Checkin...	150.00		-888,540.24
Bill Pmt -Check	12/04/2017	7082	Ally	611925685889	1107 · Checkin...	655.22		-887,885.02
Bill Pmt -Check	12/04/2017	7083	Time Warner Cable	Account # 84...	1107 · Checkin...	715.54		-887,169.48
Bill	12/04/2017	40026...	Cintas Corporation #...	Acct # 35084	923.16 · Outsi...		25.00	-887,194.48
Bill	12/04/2017	171218	CenterPoint Energy	7257756-2	804.46 · City G...		89.48	-887,283.96
Bill	12/04/2017	833 1...	Unifirst Holdings, In...		923.46 · Outsi...		19.93	-887,303.89
Bill	12/04/2017	825 1...	Unifirst Holdings, In...		923.46 · Outsi...		33.70	-887,337.59
Bill	12/04/2017	122944	Cart Farm & Home ...		874.46 · Mains...		41.79	-887,379.38
Bill Pmt -Check	12/05/2017	7084	B & B Meter Service		1107 · Checkin...	6,035.50		-881,343.88
Bill	12/05/2017	171205	City of Costa Mesa		6410 · Lic, per...		61.00	-881,404.88
Bill Pmt -CCard	12/05/2017		City of Costa Mesa		2273 · Joseph ...	61.00		-881,343.88
Bill Pmt -Check	12/05/2017	7085	American Interstate ...	Policy AVWC...	1107 · Checkin...	2,434.00		-878,909.88
Bill	12/05/2017	171207	Pioneer Cellular - us...	Account # CN...	921.46 · Office...		89.75	-878,999.63
Bill	12/05/2017	10942...	EGW Utilities, Inc.	Customer ID ...	874.46 · Mains...		314.36	-879,313.99
Bill	12/05/2017	171211	PayChex		926 · Employe...		1,500.00	-880,813.99
Bill	12/05/2017	827 0...	Unifirst Holdings, In...		923.46 · Outsi...		32.70	-880,846.69
Bill	12/05/2017	123019	Cart Farm & Home ...		874.46 · Mains...		9.75	-880,856.44
Bill	12/06/2017	12170...	Natural Gas Pipeline...	Acct # 5319 / ...	804.46 · City G...		494.70	-881,351.14
Bill	12/06/2017	70-TN...	Southern Star Centr...		804.46 · City G...		10,572.85	-891,923.99
Bill	12/06/2017	TR-53...	Enable Gas Transmi...	Account # 26...	804.46 · City G...		1,891.53	-893,815.52
Bill	12/06/2017	TR-53...	Enable Gas Transmi...	Account # 26...	804.28 · City G...		8,169.63	-901,985.15
Bill	12/06/2017	171211	Ally	024923459722	-SPLIT-		645.10	-902,630.25
Bill	12/06/2017	825 1...	Unifirst Holdings, In...		923.46 · Outsi...		173.19	-902,803.44
Bill	12/07/2017	144	Petrol Energy, LLC		-SPLIT-		47,412.81	-950,216.25
Bill	12/07/2017	824 1...	Unifirst Holdings, In...		923.46 · Outsi...		58.03	-950,274.28
Bill Pmt -Check	12/07/2017	7086	Clearwater Enterpris...		1107 · Checkin...	29,000.00		-921,274.28
Bill	12/07/2017	10116	Dirt Road Graphics		6140 · Office c...		119.25	-921,393.53
Bill	12/07/2017	171218	Public Service Co.	Account # 95...	903.46 · Custo...		44.88	-921,438.41
Bill	12/07/2017	123286	Cart Farm & Home ...		874.46 · Mains...		8.35	-921,446.76
Bill Pmt -Check	12/08/2017	7087	Petrol Energy, LLC		1107 · Checkin...	22,574.90		-898,871.86
Bill Pmt -Check	12/08/2017	7088	United Rentals, Inc.		1107 · Checkin...	6,029.45		-892,842.41
Bill	12/08/2017	20171...	PayChex		-SPLIT-		38,173.20	-931,015.61
Bill Pmt -Check	12/08/2017	7089	NALLC - gas facilities		1107 · Checkin...	3,047.88		-927,967.73
Bill Pmt -Check	12/08/2017	7090	Bank 7	Loan 1010669	1107 · Checkin...	4,160.95		-923,806.78
Bill Pmt -Check	12/08/2017	7091	Navitas 1, LLC		1107 · Checkin...	8,080.00		-915,726.78
Bill	12/08/2017	171215	Public Service Co.	Account # 95...	903.46 · Custo...		29.90	-915,756.68
Bill	12/08/2017	171211	Northfork Electric C...	Acct # 12975...	903.46 · Custo...		48.17	-915,804.85
Bill	12/08/2017	171208	Oakley Chevrolet Bu...	2017 Chevy S...	-SPLIT-	0.00		-915,804.85
Bill	12/09/2017	12092...	AT&T Mobility	Account # 28...	921.46 · Office...		515.07	-916,319.92
Bill	12/09/2017	171211	TDH Construction	Hertz	887.46 · Maint...		296.15	-916,616.07
Bill	12/10/2017	171215	Ron Comingdeer & ...		923.46 · Outsi...		2,083.00	-918,699.07
Bill	12/10/2017	118396	Entz Oilfield Chemic...		874.46 · Mains...		145.16	-918,844.23
Bill	12/11/2017	TR-57...	Enable Oklahoma In...	Account # 26...	804.46 · City G...		5,122.40	-923,966.63
Bill	12/11/2017	5540	B & B Meter Service		-SPLIT-		890.00	-924,856.63
Bill	12/11/2017	40027...	Cintas Corporation #...	Acct # 35084	923.16 · Outsi...		25.00	-924,881.63

Navitas Utility Corporation
General Ledger
As of December 31, 2017

Type	Date	Num	Name	Memo	Split	Debit	Credit	Balance
Bill	12/11/2017	02498...	Sensit Technologies	Customer # 0...	874.46 · Mains...		146.36	-925,027.99
Bill	12/11/2017	171211	Mike's Garage		874.46 · Mains...		145.05	-925,173.04
Bill	12/11/2017	129833	England Ford Inc	Cust # 1024	874.46 · Mains...		52.24	-925,225.28
Bill	12/11/2017	HC11...	H & C Services and ...		-SPLIT-		573.45	-925,798.73
Bill	12/11/2017	171220	Monday's Stop N Sh...		921.46 · Office...		1,775.44	-927,574.17
Bill	12/11/2017	37113...	Terminix Processing...	Cust # 7479088	932 · Maintena...		57.00	-927,631.17
Bill	12/11/2017	833 1...	Unifirst Holdings, In...		923.46 · Outsi...		19.93	-927,651.10
Bill	12/11/2017	825 1...	Unifirst Holdings, In...		923.46 · Outsi...		32.70	-927,683.80
Bill Pmt -Check	12/12/2017	Transfer	PayChex		1107 · Checkin...	38,173.20		-889,510.60
Bill	12/12/2017	10089...	Clearwater Enterpris...	Financial Mon...	804.46 · City G...		11,350.49	-900,861.09
Bill	12/12/2017	TR-57...	Enable Oklahoma In...	Account # 26...	804.46 · City G...		6,598.00	-907,459.09
Bill	12/12/2017	171215	SoCal Gas	Account # 10...	6230 · Utilities		29.18	-907,488.27
Bill	12/12/2017	57670	England Ford Inc	Cust # 1024	874.46 · Mains...		61.56	-907,549.83
Bill	12/12/2017	171218	Southern California ...	Customer acc...	6230 · Utilities		329.77	-907,879.60
Bill	12/12/2017	171218	Liberty Mutual Insur...	Account # 40...	924 · Insurance		3,543.41	-911,423.01
Bill	12/12/2017	11077...	Isco Industries, LLC		-SPLIT-		162.66	-911,585.67
Bill	12/12/2017	827 0...	Unifirst Holdings, In...		923.46 · Outsi...		32.70	-911,618.37
Bill	12/13/2017	20171...	PayChex		-SPLIT-		32,760.95	-944,379.32
Bill	12/13/2017	17110...	Enbridge/Spectra E...	Account # 29...	804.15 · City G...		1,672.53	-946,051.85
Bill	12/13/2017	171213	AirMedCare		925 · I/D - Safe...		990.00	-947,041.85
Bill	12/13/2017	02730...	Zee Medical Service...	Account # 2312	925 · I/D - Safe...		160.30	-947,202.15
Bill	12/13/2017	17126	Russmar Utility Man...		887.15 · Maint...		1,000.00	-948,202.15
Bill	12/13/2017	171220	IPFS Corporation	Account # TX...	-SPLIT-		5,278.28	-953,480.43
Bill	12/13/2017	171218	Windstream	Account # 04...	921.46 · Office...		341.28	-953,821.71
Bill	12/13/2017	171220	F & M Bank	Loan 9995000	-SPLIT-		630.87	-954,452.58
Bill	12/13/2017	33050...	Pitney Bowes	Account # 00...	931 · Rents		634.38	-955,086.96
Bill	12/13/2017	825 1...	Unifirst Holdings, In...		923.46 · Outsi...		173.19	-955,260.15
Bill Pmt -Check	12/14/2017	7093	Clearwater Enterpris...		1107 · Checkin...	29,783.94		-925,476.21
Bill Pmt -Check	12/14/2017	Transfer	PayChex		1107 · Checkin...	32,760.95		-892,715.26
Bill	12/14/2017	171215	Mesa Consolidated ...	Acc # 045127...	6230 · Utilities		52.60	-892,767.86
Bill	12/14/2017	10089...	Clearwater Enterpris...	Financial Mon...	804.46 · City G...		99,295.48	-992,063.34
Bill	12/14/2017	824 1...	Unifirst Holdings, In...		923.46 · Outsi...		58.03	-992,121.37
Bill	12/14/2017	17121...	Oklahoma Natural G...	Account # 21...	804.46 · City G...		1,550.12	-993,671.49
Bill	12/14/2017	17121...	Oklahoma Natural G...	Account # 21...	804.46 · City G...		146.89	-993,818.38
Bill	12/14/2017	17121...	Oklahoma Natural G...	Account # 21...	804.46 · City G...		451.76	-994,270.14
Bill	12/14/2017	17121...	Oklahoma Natural G...	Account # 21...	804.46 · City G...		547.14	-994,817.28
Bill	12/14/2017	17121...	Oklahoma Natural G...	Account # 21...	804.46 · City G...		191.64	-995,008.92
Bill	12/14/2017	17121...	Oklahoma Natural G...	Account # 21...	804.46 · City G...		489.31	-995,498.23
Bill	12/14/2017	17121...	Oklahoma Natural G...	Account # 21...	804.46 · City G...		198.12	-995,696.35
Bill	12/14/2017	171219	Guardian	Group ID: 00 ...	924 · Insurance		302.02	-995,998.37
Bill	12/14/2017	32766...	Quill	Account # C2...	6140 · Office c...		156.53	-996,154.90
Bill	12/14/2017	32766...	Quill	Account # C2...	6140 · Office c...		262.52	-996,417.42
Bill	12/14/2017	32833...	Quill	Account # C2...	6140 · Office c...		17.43	-996,434.85
Bill	12/14/2017	129911	England Ford Inc	Cust # 1024	874.46 · Mains...		55.94	-996,490.79
Bill Pmt -Check	12/15/2017	Transfer	PayChex		1107 · Checkin...	1,500.00		-994,990.79
Bill Pmt -Check	12/15/2017	7094	Hull Brothers, Inc.		1107 · Checkin...	10,836.20		-984,154.59
Bill	12/15/2017	21576...	Tate Boy's Tire & Se...		874.46 · Mains...		133.49	-984,288.08
Bill	12/15/2017	133177	Delgasco, Inc.	Account # 16...	804.16 · City G...		13,904.64	-998,192.72
Bill	12/15/2017	171220	Cotton Electric Coop...	Acc # 270660...	903.46 · Custo...		62.62	-998,255.34

Navitas Utility Corporation
General Ledger
As of December 31, 2017

Type	Date	Num	Name	Memo	Split	Debit	Credit	Balance
Bill	12/15/2017	165916	Farris Bobango Bra...		923.16 · Outsi...		1,500.00	-999,755.34
Bill	12/15/2017	171221	AFCO	Account # 03-...	-SPLIT-		828.33	-1,000,583.67
Bill	12/15/2017	636732	Farmers Coop Mill &...		921.46 · Office...		69.00	-1,000,652.67
Bill	12/16/2017	C0044...	United Healthcare	Customer # 4...	926 · Employe...		7,240.27	-1,007,892.94
Bill Pmt -Check	12/18/2017	7095	5100 Sue Yearwood		1107 · Checkin...	673.22		-1,007,219.72
Bill Pmt -Check	12/18/2017	7096	Aflac	Accout #: FG...	1107 · Checkin...	229.68		-1,006,990.04
Bill Pmt -Check	12/18/2017	7097	Airgas, Inc.		1107 · Checkin...	12.86		-1,006,977.18
Bill Pmt -Check	12/18/2017	7098	AirMedCare	VOID:	1107 · Checkin...	0.00		-1,006,977.18
Bill Pmt -Check	12/18/2017	7099	Albany Plumbing & ...	Acct # 2621	1107 · Checkin...	31.75		-1,006,945.43
Bill Pmt -Check	12/18/2017	7100	Ally	024921495072	1107 · Checkin...	593.55		-1,006,351.88
Bill Pmt -Check	12/18/2017	7101	AT&T Mobility	287021588346	1107 · Checkin...	515.07		-1,005,836.81
Bill Pmt -Check	12/18/2017	7102	Bemac Supply		1107 · Checkin...	164.30		-1,005,672.51
Bill Pmt -Check	12/18/2017	7103	Brown Ford & Mercu...		1107 · Checkin...	146.35		-1,005,526.16
Bill Pmt -Check	12/18/2017	7104	Cart Farm & Home ...		1107 · Checkin...	49.65		-1,005,476.51
Bill Pmt -Check	12/18/2017	7105	CenterPoint Energy	7257756-2	1107 · Checkin...	89.48		-1,005,387.03
Bill Pmt -Check	12/18/2017	7106	CenterPoint Energy ...	Customer ID: ...	1107 · Checkin...	2,382.03		-1,003,005.00
Bill Pmt -Check	12/18/2017	7107	Cintas Corporation #...		1107 · Checkin...	75.00		-1,002,930.00
Bill Pmt -Check	12/18/2017	7108	CKenergy Electric C...		1107 · Checkin...	375.00		-1,002,555.00
Bill Pmt -Check	12/18/2017	7109	DeBritton Holdings, ...		1107 · Checkin...	1,200.00		-1,001,355.00
Bill Pmt -Check	12/18/2017	7110	Delgasco, Inc.		1107 · Checkin...	5,335.72		-996,019.28
Bill Pmt -Check	12/18/2017	7111	DirecTV	Account # 03...	1107 · Checkin...	131.98		-995,887.30
Bill Pmt -Check	12/18/2017	7112	Dirt Road Graphics		1107 · Checkin...	119.25		-995,768.05
Bill Pmt -Check	12/18/2017	7113	Enable Gas Transmi...		1107 · Checkin...	10,060.58		-985,707.47
Bill Pmt -Check	12/18/2017	7114	Enable Oklahoma In...		1107 · Checkin...	4,579.00		-981,128.47
Bill Pmt -Check	12/18/2017	7115	England Ford Inc		1107 · Checkin...	176.53		-980,951.94
Bill Pmt -Check	12/18/2017	7116	Farmers Coop	Account # 353	1107 · Checkin...	2,403.04		-978,548.90
Bill Pmt -Check	12/18/2017	7117	Farmers Coop Mill &...		1107 · Checkin...	135.00		-978,413.90
Bill Pmt -Check	12/18/2017	7118	Farris Bobango Bra...		1107 · Checkin...	1,500.00		-976,913.90
Bill Pmt -Check	12/18/2017	7119	First Volunteer Bank		1107 · Checkin...	17.00		-976,896.90
Bill Pmt -Check	12/18/2017	7120	H & C Services and ...		1107 · Checkin...	573.45		-976,323.45
Bill Pmt -Check	12/18/2017	7121	Harold's Auto Supply	Acct # 3530	1107 · Checkin...	9.99		-976,313.46
Bill Pmt -Check	12/18/2017	7122	Isco Industries, LLC		1107 · Checkin...	651.30		-975,662.16
Bill Pmt -Check	12/18/2017	7123	Jellico Electric & Wa...	Account # 00...	1107 · Checkin...	93.00		-975,569.16
Bill Pmt -Check	12/18/2017	7124	Klint Alexander	July 2017	1107 · Checkin...	1,000.00		-974,569.16
Bill Pmt -Check	12/18/2017	7125	LMJ Industries		1107 · Checkin...	2,000.00		-972,569.16
Bill Pmt -Check	12/18/2017	7126	Mesa Consolidated ...	Acc # 045127...	1107 · Checkin...	52.60		-972,516.56
Bill Pmt -Check	12/18/2017	7127	Mike's Garage		1107 · Checkin...	145.05		-972,371.51
Bill Pmt -Check	12/18/2017	7128	Motley Gin, Inc.	Account ID: N...	1107 · Checkin...	297.85		-972,073.66
Bill Pmt -Check	12/18/2017	7129	Natural Gas Pipeline...	Acct # 5319 / ...	1107 · Checkin...	494.70		-971,578.96
Bill Pmt -Check	12/18/2017	7130	Northfork Electric C...	Acct # 12975...	1107 · Checkin...	48.17		-971,530.79
Bill Pmt -Check	12/18/2017	7131	O'Reilly Auto Parts		1107 · Checkin...	59.44		-971,471.35
Bill Pmt -Check	12/18/2017	7132	Ochelata Utility Auth...	Account 1129	1107 · Checkin...	123.25		-971,348.10
Bill Pmt -Check	12/18/2017	7133	Oklahoma One Call ...	Member Code...	1107 · Checkin...	1,716.60		-969,631.50
Bill Pmt -Check	12/18/2017	7134	Oklahoma Tax Com...	Sales Tax Per...	1107 · Checkin...	20.00		-969,611.50
Bill Pmt -Check	12/18/2017	7135	One Call Concepts, ...	Acct # NAVIT01	1107 · Checkin...	1.00		-969,610.50
Bill Pmt -Check	12/18/2017	7136	Pioneer Cellular - us...	Account # CN...	1107 · Checkin...	89.75		-969,520.75
Bill Pmt -Check	12/18/2017	7137	Public Service Co.	Account # 95...	1107 · Checkin...	29.90		-969,490.85
Bill Pmt -Check	12/18/2017	7138	Purchase Power	Acct # 8000-9...	1107 · Checkin...	1,256.54		-968,234.31
Bill Pmt -Check	12/18/2017	7139	Quill		1107 · Checkin...	154.72		-968,079.59

Navitas Utility Corporation
General Ledger
As of December 31, 2017

Type	Date	Num	Name	Memo	Split	Debit	Credit	Balance
Bill Pmt -Check	12/18/2017	7140	Quinton Parts Supply		1107 · Checkin...	112.21		-967,967.38
Bill Pmt -Check	12/18/2017	7141	R & R Water /Culligan	Account # 2279	1107 · Checkin...	54.00		-967,913.38
Bill Pmt -Check	12/18/2017	7142	Red River Valley Ru...	Account # 19...	1107 · Checkin...	37.61		-967,875.77
Bill Pmt -Check	12/18/2017	7143	Ron Comingdeer & ...		1107 · Checkin...	2,083.00		-965,792.77
Bill Pmt -Check	12/18/2017	7144	Sensit Technologies	Customer # 0...	1107 · Checkin...	146.36		-965,646.41
Bill Pmt -Check	12/18/2017	7145	SoCal Gas	Account # 10...	1107 · Checkin...	29.18		-965,617.23
Bill Pmt -Check	12/18/2017	7146	Battery Backup Pow...		1107 · Checkin...	5,115.20		-960,502.03
Bill Pmt -Check	12/18/2017	7147	Southern California ...	Customer acc...	1107 · Checkin...	329.77		-960,172.26
Bill Pmt -Check	12/18/2017	7148	Southern Star Centr...		1107 · Checkin...	10,218.09		-949,954.17
Bill Pmt -Check	12/18/2017	7149	Enbridge/Spectra E...	Account # 29...	1107 · Checkin...	1,672.53		-948,281.64
Bill Pmt -Check	12/18/2017	7150	Stephens Co. Rural ...	Account A-04...	1107 · Checkin...	35.00		-948,246.64
Bill Pmt -Check	12/18/2017	7151	Steve Jolley		1107 · Checkin...	2,500.00		-945,746.64
Bill Pmt -Check	12/18/2017	7152	Tate Boy's Tire & Se...		1107 · Checkin...	1,106.09		-944,640.55
Bill Pmt -Check	12/18/2017	7153	Terminix Processing...	Cust # 7479088	1107 · Checkin...	57.00		-944,583.55
Bill Pmt -Check	12/18/2017	7154	The Town of Grace...		1107 · Checkin...	75.00		-944,508.55
Bill Pmt -Check	12/18/2017	7155	Time Warner Cable	Account # 84...	1107 · Checkin...	709.14		-943,799.41
Bill Pmt -Check	12/18/2017	7156	Totah Communicati...	account # 7460	1107 · Checkin...	290.87		-943,508.54
Bill Pmt -Check	12/18/2017	7157	Town of Eakly		1107 · Checkin...	111.30		-943,397.24
Bill Pmt -Check	12/18/2017	7158	Robert Parks		1107 · Checkin...	8,016.00		-935,381.24
Bill Pmt -Check	12/18/2017	7159	U S Postmaster	Permit Numb...	1107 · Checkin...	225.00		-935,156.24
Bill Pmt -Check	12/18/2017	7160	Unifirst Holdings, In...		1107 · Checkin...	346.38		-934,809.86
Bill Pmt -Check	12/18/2017	7161	Unifirst Holdings, In...		1107 · Checkin...	70.68		-934,739.18
Bill Pmt -Check	12/18/2017	7162	Unifirst Holdings, In...		1107 · Checkin...	65.40		-934,673.78
Bill Pmt -Check	12/18/2017	7163	Velma Public Works...		1107 · Checkin...	93.00		-934,580.78
Bill Pmt -Check	12/18/2017	7164	Western Exterminat...	Cust # 15043...	1107 · Checkin...	75.00		-934,505.78
Bill Pmt -Check	12/18/2017	7165	X Stream Services	0013081	1107 · Checkin...	386.51		-934,119.27
Bill Pmt -Check	12/18/2017	7166	Zee Medical Service...	Account # 2312	1107 · Checkin...	160.30		-933,958.97
Bill Pmt -Check	12/18/2017	7167	DirecTV	Account # 08...	1107 · Checkin...	46.99		-933,911.98
Bill Pmt -Check	12/18/2017	7168	Time Warner Cable	Account # 84...	1107 · Checkin...	290.49		-933,621.49
Bill Pmt -Check	12/18/2017	7169	AirMedCare		1107 · Checkin...	990.00		-932,631.49
Bill	12/18/2017	C0044...	United Healthcare	Customer # 5...	926 · Employe...		27,099.38	-959,730.87
Bill	12/18/2017	10947...	EGW Utilities, Inc.	Customer ID ...	874.46 · Mains...		97.75	-959,828.62
Bill	12/18/2017	171221	5100 Woody Sitton	Hinton Econo...	926 · Employe...		100.00	-959,928.62
Bill	12/18/2017	40028...	Cintas Corporation #...	Acct # 35084	923.16 · Outsi...		25.00	-959,953.62
Bill	12/18/2017	29110	Keystone-Beard Eq...		-SPLIT-		20.38	-959,974.00
Bill	12/18/2017	171229	Ally	024922596418	-SPLIT-		624.64	-960,598.64
Bill	12/18/2017	97983...	Verizon Wireless	Account # 87...	921.16 · Office...		773.72	-961,372.36
Bill	12/18/2017	180103	Haskell County Wat...	Acc # 10-1240	903.46 · Custo...		18.00	-961,390.36
Bill	12/18/2017	833 1...	Unifirst Holdings, In...		923.46 · Outsi...		19.93	-961,410.29
Bill	12/18/2017	825 1...	Unifirst Holdings, In...		923.46 · Outsi...		32.70	-961,442.99
Bill	12/19/2017	10947...	EGW Utilities, Inc.	Customer ID ...	874.46 · Mains...		636.00	-962,078.99
Bill	12/19/2017	1777	Hudson Country Sto...	Acct # 04361	874.46 · Mains...		3.36	-962,082.35
Bill	12/19/2017	827 0...	Unifirst Holdings, In...		923.46 · Outsi...		32.70	-962,115.05
Bill	12/19/2017	42674	Prince Plumbing LLC		1302 · Certifie...		3.75	-962,118.80
Bill	12/20/2017	29151	Keystone-Beard Eq...		-SPLIT-		188.69	-962,307.49
Bill	12/20/2017	33188...	Locke Supply		874.46 · Mains...		176.35	-962,483.84
Bill	12/20/2017	171229	Ally	611925685889	-SPLIT-		655.22	-963,139.06
Bill	12/20/2017	171229	Public Service Co.	Account # 95...	903.46 · Custo...		153.04	-963,292.10
Bill	12/20/2017	171229	Public Service Co.	Account # 95...	903.46 · Custo...		44.43	-963,336.53

Navitas Utility Corporation
General Ledger
As of December 31, 2017

Type	Date	Num	Name	Memo	Split	Debit	Credit	Balance
Bill	12/20/2017	171229	Pioneer Telephone ...	Account # PT...	921.46 · Office...		105.32	-963,441.85
Bill	12/20/2017	180103	Town of Eakly	Account # 888	6230 · Utilities		154.63	-963,596.48
Bill	12/20/2017	180103	Town of Eakly	Account # 1019	6230 · Utilities		19.81	-963,616.29
Bill	12/20/2017	02261...	US Cellular	Account # 84...	921.46 · Office...		403.26	-964,019.55
Bill	12/20/2017	825 1...	Unifirst Holdings, In...		923.46 · Outsi...		173.19	-964,192.74
Bill	12/20/2017	125126	Cart Farm & Home ...		874.46 · Mains...		12.16	-964,204.90
Bill	12/20/2017	42688	Prince Plumbing LLC		874.46 · Mains...		239.76	-964,444.66
Bill Pmt -Check	12/21/2017	7170	Ally	024924239093	1107 · Checkin...	602.92		-963,841.74
Bill Pmt -Check	12/21/2017	7171	Clearwater Enterpris...		1107 · Checkin...	28,461.67		-935,380.07
Bill Pmt -Check	12/21/2017	7172	Ally	024923459722	1107 · Checkin...	645.10		-934,734.97
Bill Pmt -Check	12/21/2017	7173	Cotton Electric Coop...	Acc # 270660...	1107 · Checkin...	62.62		-934,672.35
Bill Pmt -Check	12/21/2017	7174	Monday's Stop N Sh...		1107 · Checkin...	1,775.44		-932,896.91
Bill Pmt -Check	12/21/2017	7175	Oklahoma Natural G...		1107 · Checkin...	3,574.98		-929,321.93
Bill Pmt -Check	12/21/2017	7176	Public Service Co.	Account # 95...	1107 · Checkin...	44.88		-929,277.05
Bill Pmt -Check	12/21/2017	7177	United Rentals, Inc.		1107 · Checkin...	2,627.46		-926,649.59
Bill Pmt -Check	12/21/2017	7178	Windstream	Account # 04...	1107 · Checkin...	341.28		-926,308.31
Bill	12/21/2017	824 1...	Unifirst Holdings, In...		923.46 · Outsi...		58.03	-926,366.34
Bill	12/21/2017	20063...	Kentucky Undergrou...	Customer ID: ...	925 · I/D - Safe...		28.80	-926,395.14
Bill	12/21/2017	5564	B & B Meter Service		1607 · Meters ...		3,456.00	-929,851.14
Bill	12/22/2017	20171...	PayChex		-SPLIT-		49,938.22	-979,789.36
Bill	12/22/2017	171222	Klint Alexander	November 2017	-SPLIT-		1,000.00	-980,789.36
Bill	12/22/2017	180103	Oklahoma Natural G...	Acc # 212809...	903.46 · Custo...		21.23	-980,810.59
Bill	12/25/2017	571536	Aflac	Accout #: FG...	926 · Employe...		153.12	-980,963.71
Bill	12/25/2017	825 1...	Unifirst Holdings, In...		923.46 · Outsi...		32.70	-980,996.41
Bill	12/25/2017	833 1...	Unifirst Holdings, In...		923.46 · Outsi...		19.93	-981,016.34
Bill Pmt -Check	12/26/2017	Transfer	PayChex		1107 · Checkin...	49,938.22		-931,078.12
Bill	12/26/2017	17L00...	ReadyRefresh	Account # 00...	6230 · Utilities		42.43	-931,120.55
Bill	12/26/2017	10950...	EGW Utilities, Inc.	Customer ID ...	874.46 · Mains...		636.25	-931,756.80
Bill	12/26/2017	29670...	CenterPoint Energy ...	Customer ID: ...	-SPLIT-		1,148.79	-932,905.59
Bill	12/26/2017	180101	Bank 7	Loan 1010669	427 · Interest ...		4,469.16	-937,374.75
Bill	12/26/2017	180103	Public Service Co.	Account # 95...	903.46 · Custo...		97.09	-937,471.84
Bill	12/26/2017	180103	Ally	024921495072	-SPLIT-		593.55	-938,065.39
Bill	12/26/2017	40029...	Cintas Corporation #...	Acct # 35084	923.16 · Outsi...		25.00	-938,090.39
Bill	12/26/2017	3198	Quinton Parts Supply		874.46 · Mains...		4.35	-938,094.74
Bill	12/26/2017	827 0...	Unifirst Holdings, In...		923.46 · Outsi...		32.70	-938,127.44
Bill	12/27/2017	20171...	PayChex		-SPLIT-		43,706.37	-981,833.81
Bill	12/27/2017	112320	Hudson Equipment		874.46 · Mains...		8.74	-981,842.55
Bill	12/27/2017	33166...	DirecTV	Account # 03...	6120 · Comm ...		136.23	-981,978.78
Bill	12/27/2017	180103	Harmon Electric Ass...	Account # 50...	903.46 · Custo...		134.58	-982,113.36
Bill	12/27/2017	09310...	Knox Oklahoma Re...		925 · I/D - Safe...		20.00	-982,133.36
Bill	12/27/2017	825 1...	Unifirst Holdings, In...		923.46 · Outsi...		199.15	-982,332.51
Bill Pmt -Check	12/28/2017	7179	EGW Utilities, Inc.		1107 · Checkin...	5,524.71		-976,807.80
Bill Pmt -Check	12/28/2017	7180	Unifirst Holdings, In...		1107 · Checkin...	290.81		-976,516.99
Bill Pmt -Check	12/28/2017	Transfer	PayChex		1107 · Checkin...	43,706.37		-932,810.62
Bill Pmt -Check	12/28/2017	Transfer	United Healthcare	Customer # 5...	1107 · Checkin...	27,275.02		-905,535.60
Bill Pmt -Check	12/28/2017	Transfer	United Healthcare	Customer # 4...	1107 · Checkin...	8,660.75		-896,874.85
Bill Pmt -Check	12/28/2017	7181	Clearwater Enterpris...	Financial Mon...	1107 · Checkin...	29,000.00		-867,874.85
Bill	12/28/2017	171228	Buckaloo Construction		887.46 · Maint...		1,365.00	-869,239.85
Bill	12/28/2017	824 1...	Unifirst Holdings, In...		923.46 · Outsi...		58.03	-869,297.88

Navitas Utility Corporation
General Ledger
As of December 31, 2017

Type	Date	Num	Name	Memo	Split	Debit	Credit	Balance
Bill	12/28/2017	33173...	DirecTV	Account # 08...	6120 · Comm ...		51.24	-869,349.12
Bill	12/28/2017	125853	Cart Farm & Home ...		874.46 · Mains...		10.86	-869,359.98
Bill	12/29/2017	171229	5100 Athena Riff	Marriott	925 · I/D - Safe...		24.93	-869,384.91
Bill	12/29/2017	180105	Ochelata Utility Auth...	Account 1129	903.46 · Custo...		134.28	-869,519.19
Bill	12/29/2017	180108	Ally	024924239093	-SPLIT-		633.06	-870,152.25
Bill	12/31/2017	180104	CKenergy Electric C...	Account: 592...	6230 · Utilities		194.00	-870,346.25
Bill	12/31/2017	180104	CKenergy Electric C...	Account: 592...	6230 · Utilities		139.00	-870,485.25
Bill	12/31/2017	31021	Professional Collecti...		925 · I/D - Safe...		65.00	-870,550.25
Bill	12/31/2017	1712N...	Navitas 1, LLC		1499 · Contrac...		10,080.00	-880,630.25
Bill	12/31/2017	180108	R & R Water /Culligan	Account # 2279	6230 · Utilities		45.58	-880,675.83
Bill	12/31/2017	33052...	Pitney Bowes	Account # 00...	931 · Rents		220.29	-880,896.12
Bill	12/31/2017	1712-...	Battery Backup Pow...	December	6120 · Comm ...		511.35	-881,407.47
Bill	12/31/2017	180108	Equity Exchange	Account # 353	-SPLIT-		2,541.59	-883,949.06
Bill	12/31/2017	62	TDH Construction		-SPLIT-		1,380.00	-885,329.06
Bill	12/31/2017	99503...	Airgas, Inc.		931 · Rents		16.60	-885,345.66
Bill	12/31/2017	26935	Tennessee One-Call...		925 · I/D - Safe...		229.00	-885,574.66
Bill	12/31/2017	57363...	Western Exterminat...	Cust # 15043...	932 · Maintena...		75.00	-885,649.66
Credit	12/31/2017	18-017	DeBritton Aviation Ltd.		6241 · Contrac...	5,460.00		-880,189.66
Bill	12/31/2017	1712N...	NALLC - gas facilities		851.46 · Sys C...		10,298.34	-890,488.00
Bill	12/31/2017	36	Sparta Energy	December Pr...	804.15 · City G...		24,649.96	-915,137.96
Bill	12/31/2017	327	B & W Pipeline	December Tr...	804.15 · City G...		13,897.67	-929,035.63
Bill	12/31/2017	328	B & W Pipeline	December Tr...	804.15 · City G...		799.83	-929,835.46
Bill	12/31/2017	180129	Stephens Co. Rural ...	Account A-04...	903.46 · Custo...		38.59	-929,874.05
General Journal	12/31/2017	171231	TDH Construction	Clear out TH ...	1499 · Contrac...	1,260.00		-928,614.05
General Journal	12/31/2017	171231	Streetmaster, LLC	Clear out RV ...	1499 · Contrac...	1,155.00		-927,459.05
Total 2221 · Vendors						6,708,058.99	6,525,917.44	-927,459.05
2231 · Other								0.00
Total 2231 · Other								0.00
2241 · Dividends declared								0.00
Total 2241 · Dividends declared								0.00
2200 · A/P - Other								0.00
Total 2200 · A/P - Other								0.00
Total 2200 · A/P						6,708,058.99	6,525,917.44	-927,459.05
2250 · Bank 2 Credit Cards								0.00
2251 · Bruce Lynn 0680								0.00
Total 2251 · Bruce Lynn 0680								0.00
2252 · Darrel Gregory 0706								0.00
Total 2252 · Darrel Gregory 0706								0.00
2253 · Javan Shaw 0698								0.00
Total 2253 · Javan Shaw 0698								0.00

Navitas Utility Corporation
General Ledger
As of December 31, 2017

Type	Date	Num	Name	Memo	Split	Debit	Credit	Balance
2254 · Ross Modglin 0714								0.00
Total 2254 · Ross Modglin 0714								0.00
2255 · Scott Kniess 0771								0.00
Total 2255 · Scott Kniess 0771								0.00
2256 · Jeff Fogle 0763								0.00
Total 2256 · Jeff Fogle 0763								0.00
2257 · Donald Hartline 0896								0.00
Total 2257 · Donald Hartline 0896								0.00
2258 · Gaylord Flood 0946								0.00
Total 2258 · Gaylord Flood 0946								0.00
2259 · Kevin Pearcy 0953								0.00
Total 2259 · Kevin Pearcy 0953								0.00
2260 · Bill Kellogg Jr. 0938								0.00
Total 2260 · Bill Kellogg Jr. 0938								0.00
2261 · Helene Crawford 0961								0.00
Total 2261 · Helene Crawford 0961								0.00
2262 · Trenda Kelley 0979								0.00
Total 2262 · Trenda Kelley 0979								0.00
2263 · Donald Hartline 0111								0.00
Total 2263 · Donald Hartline 0111								0.00
2264 · Joseph Irwin Senior 0987								0.00
Total 2264 · Joseph Irwin Senior 0987								0.00
2265 · John Gorman 1019								0.00
Total 2265 · John Gorman 1019								0.00
2266 · Jerry Walker 1027								0.00
Total 2266 · Jerry Walker 1027								0.00
2267 · Jim Schimmels 1035								0.00
Total 2267 · Jim Schimmels 1035								0.00
2268 · Chris Crenshaw 1050								0.00
Total 2268 · Chris Crenshaw 1050								0.00
2269 · Steven Yearwood 1167								0.00
Total 2269 · Steven Yearwood 1167								0.00
2270 · Ross Modglin 0145								0.00
Total 2270 · Ross Modglin 0145								0.00

Navitas Utility Corporation
General Ledger
As of December 31, 2017

Type	Date	Num	Name	Memo	Split	Debit	Credit	Balance
2250 · Bank 2 Credit Cards - Other								0.00
Total 2250 · Bank 2 Credit Cards - Other								0.00
Total 2250 · Bank 2 Credit Cards								0.00
2271 · Bank 7 Credit Cards								-4,212.28
2200 - Controller								0.00
Total 2200 - Controller								0.00
2272 · Ross Modglin 1469								0.00
Total 2272 · Ross Modglin 1469								0.00
2273 · Joseph Irwin 0126								0.00
Credit Card Charge	01/04/2017	170117	United States Postal...	USPS	6130 · Postage		235.00	-235.00
Credit Card Charge	01/15/2017	161229	OU Faculty House		931 · Rents		59.61	-294.61
Check	01/23/2017	ACH	Bank 7 Credit Cards		1107 · Checkin...	294.61		0.00
Credit Card Charge	01/26/2017	170202	923 Outside Services	tax1099	6420 · Tax con...		115.60	-115.60
Credit Card Charge	01/27/2017	170202	923 Outside Services	Staples	6420 · Tax con...		193.85	-309.45
Credit Card Charge	01/27/2017	170202	923 Outside Services	tax1099	6420 · Tax con...		14.20	-323.65
Credit Card Charge	01/27/2017	170202	923 Outside Services	tax1099	6420 · Tax con...		5.00	-328.65
Credit Card Charge	01/27/2017	170210	921 Office Supplies	**Rooster Cafe	6140 · Office c...		17.26	-345.91
Credit Card Charge	01/30/2017	170202	United States Postal...	Harvest Station	6130 · Postage		24.50	-370.41
Credit Card Charge	01/30/2017	170202	932 Maintenance of ...	Staples	6420 · Tax con...		64.62	-435.03
Credit Card Charge	01/31/2017	170202	United States Postal...	Harvest Station	6130 · Postage		6.65	-441.68
Credit Card Charge	02/08/2017	170208	United States Postal...	Harvest Station	6130 · Postage		245.00	-686.68
Credit Card Charge	02/15/2017	170221	OU Faculty House		931 · Rents		59.61	-746.29
Check	02/17/2017	ACH	Bank 7 Credit Cards		1107 · Checkin...	746.29		0.00
Credit Card Charge	03/16/2017	170324	FedEx		6130 · Postage		45.50	-45.50
Check	03/28/2017	ACH	Bank 7 Credit Cards		1107 · Checkin...	45.50		0.00
Credit Card Charge	03/31/2017	170410	United States Postal...	Harvest Station	6130 · Postage		294.00	-294.00
Credit Card Charge	04/26/2017	170426	Secretary of State - ...		6410 · Lic, per...		15.00	-309.00
Check	05/01/2017	ACH	Bank 7 Credit Cards		1107 · Checkin...	309.00		0.00
Credit Card Charge	06/16/2017	170616	United States Postal...	Harvest Station	6130 · Postage		254.80	-254.80
Credit Card Charge	06/22/2017	170622	921 Office Supplies	Walmart	6140 · Office c...		25.57	-280.37
Check	07/13/2017	ACH	Bank 7 Credit Cards		1107 · Checkin...	280.37		0.00
General Journal	08/03/2017	170803		Annual Fee fo...	-SPLIT-		49.00	-49.00
Credit Card Charge	08/11/2017	170811	United States Postal...	Harvest Station	6130 · Postage		245.00	-294.00
Credit Card Charge	08/28/2017	170828	Secretary of State - ...	Winstar LLC f...	6410 · Lic, per...		26.00	-320.00
Credit Card Charge	08/28/2017	170829	United States Postal...	Harvest Station	6130 · Postage		6.65	-326.65
Credit Card Charge	09/12/2017	170913	United States Postal...	Harvest Station	6130 · Postage		6.65	-333.30
Check	09/28/2017	ACH	Bank 7 Credit Cards		1107 · Checkin...	333.30		0.00
Credit Card Charge	10/11/2017	171012	United States Postal...	harvest Station	6130 · Postage		245.00	-245.00
Credit Card Charge	11/10/2017	171212	903 Customer Reco...	Big Tex Trailers	6410 · Lic, per...		50.00	-295.00
Check	11/14/2017	ACH	Bank 7 Credit Cards		1107 · Checkin...	295.00		0.00
Credit Card Charge	11/27/2017	171201	United States Postal...	Harvest Station	6130 · Postage		245.00	-245.00
Bill Pmt -CCard	12/05/2017		City of Costa Mesa		2221 · Vendors		61.00	-306.00
Total 2273 · Joseph Irwin 0126						2,304.07	2,610.07	-306.00

Navitas Utility Corporation
General Ledger
As of December 31, 2017

Type	Date	Num	Name	Memo	Split	Debit	Credit	Balance
2274 · Jerry Walker 0794								-77.85
Credit Card Charge	01/06/2017	170202	921 Office Supplies	J&M Market	921.16 · Office...		75.00	-152.85
Credit Card Charge	01/06/2017	170202	874 Mains & Services	Buck's Hardw...	874.16 · Mains...		28.79	-181.64
Credit Card Charge	01/11/2017	170210	874 Mains & Services	Heath Consul...	874.16 · Mains...		302.94	-484.58
Credit Card Charge	01/12/2017	170202	921 Office Supplies	J&M Market	921.16 · Office...		75.00	-559.58
Credit Card Credit	01/12/2017	170202	921 Office Supplies	J&M Market	921.16 · Office...	12.00		-547.58
Credit Card Credit	01/12/2017	170202	921 Office Supplies	J&M Market	921.16 · Office...	10.00		-537.58
Credit Card Charge	01/18/2017	170202	921 Office Supplies	J&M Market	921.16 · Office...		75.00	-612.58
Credit Card Credit	01/18/2017	170202	921 Office Supplies	J&M Market	921.16 · Office...	7.50		-605.08
Credit Card Charge	01/21/2017	170202	921 Office Supplies	J&M Market	921.16 · Office...		60.00	-665.08
Credit Card Charge	01/23/2017	170202	921 Office Supplies	Walmart	921.16 · Office...		62.71	-727.79
Check	01/23/2017	ACH	Bank 7 Credit Cards		1107 · Checkin...	727.79		0.00
Credit Card Charge	01/26/2017	170202	921 Office Supplies	J&M Market	921.16 · Office...		62.00	-62.00
Credit Card Charge	01/26/2017	170202	874 Mains & Services	WD Bryant	874.16 · Mains...		24.27	-86.27
Credit Card Charge	01/26/2017	170202	874 Mains & Services	Buck's Hardw...	874.16 · Mains...		13.09	-99.36
Credit Card Charge	01/31/2017	170202	921 Office Supplies	J&M Market	921.16 · Office...		61.25	-160.61
Credit Card Charge	01/31/2017	170202	United States Postal...	Jellico MPO	6130 · Postage		6.65	-167.26
Credit Card Charge	02/03/2017	170308	921 Office Supplies	J&M Market	921.16 · Office...		61.50	-228.76
Credit Card Charge	02/09/2017	170308	921 Office Supplies	J&M Market	921.16 · Office...		62.50	-291.26
Credit Card Charge	02/14/2017	170308	921 Office Supplies	J&M Market	921.16 · Office...		57.50	-348.76
Credit Card Charge	02/16/2017	170308	874 Mains & Services	Johnny Wheels	874.16 · Mains...		275.61	-624.37
Credit Card Charge	02/17/2017	170308	921 Office Supplies	J&M Market	921.16 · Office...		58.00	-682.37
Check	02/17/2017	ACH	Bank 7 Credit Cards		1107 · Checkin...	682.37		0.00
Credit Card Charge	02/21/2017	170308	903 Customer Reco...	Tn Dept of Rev	6410 · Lic, per...		102.00	-102.00
Credit Card Charge	02/22/2017	170308	921 Office Supplies	J&M Market	921.16 · Office...		62.00	-164.00
Credit Card Charge	02/24/2017	170308	874 Mains & Services	Buck's Hardw...	874.16 · Mains...		6.39	-170.39
Credit Card Charge	02/27/2017	170308	921 Office Supplies	J&M Market	921.16 · Office...		64.25	-234.64
Credit Card Charge	02/28/2017	170308	United States Postal...	Jellico MPO	6130 · Postage		6.65	-241.29
Credit Card Charge	03/03/2017	170410	921 Office Supplies	J&M Market	921.16 · Office...		59.50	-300.79
Credit Card Charge	03/10/2017	170410	921 Office Supplies	J&M Market	921.16 · Office...		63.25	-364.04
Credit Card Charge	03/16/2017	170410	921 Office Supplies	J&M Market	921.16 · Office...		62.30	-426.34
Credit Card Charge	03/22/2017	170410	921 Office Supplies	J&M Market	921.16 · Office...		62.70	-489.04
Credit Card Charge	03/22/2017	170410	874 Mains & Services	Buck's Jellico ...	874.16 · Mains...		34.31	-523.35
Credit Card Charge	03/23/2017	170410	874 Mains & Services	Tractor Suppl...	874.16 · Mains...		121.85	-645.20
Credit Card Charge	03/28/2017	170410	921 Office Supplies	J&M Market	921.16 · Office...		65.00	-710.20
Check	03/28/2017	ACH	Bank 7 Credit Cards		1107 · Checkin...	710.20		0.00
Credit Card Charge	03/29/2017	170410	874 Mains & Services	Ray Varner Q...	874.16 · Mains...		169.63	-169.63
Credit Card Charge	03/30/2017	170410	921 Office Supplies	Walmart	921.16 · Office...		34.82	-204.45
Credit Card Charge	03/31/2017	170410	921 Office Supplies	J&M Market	921.16 · Office...		61.65	-266.10
Credit Card Charge	03/31/2017	170410	United States Postal...	Jellico MPO	6130 · Postage		6.65	-272.75
Credit Card Charge	04/05/2017	170505	921 Office Supplies	J&M Market	921.16 · Office...		64.10	-336.85
Credit Card Charge	04/07/2017	170505	925 I/D Safety & Se...	Walmart	925 · I/D - Safe...		36.35	-373.20
Credit Card Charge	04/11/2017	170505	921 Office Supplies	J&M Market	921.16 · Office...		75.00	-448.20
Credit Card Charge	04/21/2017	170505	921 Office Supplies	Frontier House	921.16 · Office...		75.00	-523.20
Credit Card Charge	04/24/2017	170505	874 Mains & Services	Buck's Jellico ...	874.16 · Mains...		9.83	-533.03
Credit Card Credit	04/25/2017	170505	921 Office Supplies	J&M Market	921.16 · Office...	7.75		-525.28
Credit Card Charge	04/25/2017	170505	921 Office Supplies	J&M Market	921.16 · Office...		75.00	-600.28
Credit Card Charge	04/28/2017	170505	United States Postal...	Jellico MPO	6130 · Postage		16.45	-616.73
Credit Card Charge	04/29/2017	170505	921 Office Supplies	J&M Market	921.16 · Office...		70.00	-686.73

Navitas Utility Corporation
General Ledger
As of December 31, 2017

Type	Date	Num	Name	Memo	Split	Debit	Credit	Balance
Credit Card Credit	04/29/2017	170505	921 Office Supplies	J&M Market	921.16 · Office...	3.75		-682.98
Check	05/01/2017	ACH	Bank 7 Credit Cards		1107 · Checkin...	682.98		0.00
Credit Card Charge	05/04/2017	170605	921 Office Supplies	J&M Market	921.16 · Office...		75.00	-75.00
Credit Card Credit	05/04/2017	170605	921 Office Supplies	J&M Market	921.16 · Office...	5.00		-70.00
Credit Card Charge	05/08/2017	170605	921 Office Supplies	J&M Market	921.16 · Office...		65.10	-135.10
Credit Card Charge	05/12/2017	170605	921 Office Supplies	J&M Market	921.16 · Office...		75.00	-210.10
Credit Card Credit	05/12/2017	170605	921 Office Supplies	J&M Market	921.16 · Office...	14.99		-195.11
Credit Card Charge	05/15/2017	170605	874 Mains & Services	Buck's Hardw...	874.16 · Mains...		55.79	-250.90
Credit Card Charge	05/17/2017	170605	921 Office Supplies	J&M Market	921.16 · Office...		64.70	-315.60
Credit Card Charge	05/21/2017	170605	921 Office Supplies	J&M Market	921.16 · Office...		70.00	-385.60
Credit Card Credit	05/21/2017	170605	921 Office Supplies	J&M Market	921.16 · Office...	16.00		-369.60
Check	05/22/2017	ACH	Bank 7 Credit Cards		1107 · Checkin...	427.16		57.56
Credit Card Charge	05/22/2017	170605	874 Mains & Services	Buck's Hardw...	874.16 · Mains...		33.24	24.32
Credit Card Charge	05/22/2017	170605	874 Mains & Services	WD Bryant	874.16 · Mains...		24.32	0.00
Credit Card Charge	05/25/2017	170605	921 Office Supplies	J&M Market	921.16 · Office...		60.00	-60.00
Credit Card Charge	05/31/2017	170605	United States Postal...	Jellico PO	6130 · Postage		6.65	-66.65
Credit Card Charge	06/02/2017	170710	921 Office Supplies	Shell	921.16 · Office...		67.50	-134.15
Credit Card Charge	06/07/2017	170710	921 Office Supplies	Shell	921.16 · Office...		69.01	-203.16
Credit Card Charge	06/12/2017	170710	921 Office Supplies	Shell	921.16 · Office...		74.35	-277.51
Credit Card Charge	06/17/2017	170710	921 Office Supplies	Shell	921.16 · Office...		61.75	-339.26
Credit Card Charge	06/19/2017	170710	874 Mains & Services	Buck's Hardw...	874.16 · Mains...		12.57	-351.83
Credit Card Charge	06/22/2017	170710	921 Office Supplies	Shell	921.16 · Office...		62.15	-413.98
Credit Card Charge	06/24/2017	170710	921 Office Supplies	Shell	921.16 · Office...		56.00	-469.98
Credit Card Charge	06/28/2017	170710	921 Office Supplies	Shell	921.16 · Office...		63.15	-533.13
Credit Card Charge	06/29/2017	170710	874 Mains & Services	Ray Varner F...	874.16 · Mains...		175.29	-708.42
Credit Card Charge	06/30/2017	170710	United States Postal...	Jellico MPO	6130 · Postage		16.45	-724.87
Credit Card Charge	07/03/2017	170802	921 Office Supplies	Shell	921.16 · Office...		66.10	-790.97
Credit Card Charge	07/07/2017	170802	921 Office Supplies	Shell	921.16 · Office...		66.41	-857.38
Credit Card Charge	07/11/2017	170802	921 Office Supplies	Shell	921.16 · Office...		62.20	-919.58
Check	07/13/2017	ACH	Bank 7 Credit Cards		1107 · Checkin...	919.58		0.00
Credit Card Charge	07/15/2017	170802	921 Office Supplies	Shell	921.16 · Office...		63.00	-63.00
Credit Card Charge	07/18/2017	170802	921 Office Supplies	Shell	921.16 · Office...		66.55	-129.55
Credit Card Charge	07/20/2017	170802	874 Mains & Services	Dollar General	874.16 · Mains...		27.09	-156.64
Credit Card Charge	07/24/2017	170802	921 Office Supplies	Shell	921.16 · Office...		68.80	-225.44
Credit Card Charge	07/27/2017	170802	874 Mains & Services	Jellico Drug	874.16 · Mains...		12.72	-238.16
Credit Card Charge	07/28/2017	170802	921 Office Supplies	Shell	921.16 · Office...		66.50	-304.66
Credit Card Charge	07/28/2017	170802	United States Postal...	Jellico MPO	6130 · Postage		6.65	-311.31
Credit Card Charge	08/01/2017	170814	United States Postal...	Jellico MPO	6130 · Postage		7.15	-318.46
Credit Card Charge	08/02/2017	170911	921 Office Supplies	Shell	921.16 · Office...		71.15	-389.61
General Journal	08/03/2017	170803		Annual Fee fo...	2273 · Joseph ...		49.00	-438.61
Credit Card Charge	08/04/2017	170911	874 Mains & Services	Buck's Hardw...	874.16 · Mains...		26.72	-465.33
Credit Card Charge	08/07/2017	170911	921 Office Supplies	Shell	921.16 · Office...		58.85	-524.18
Credit Card Charge	08/08/2017	170911	874 Mains & Services	Buck's Hardw...	874.16 · Mains...		30.58	-554.76
Credit Card Charge	08/15/2017	170911	921 Office Supplies	Shell	921.16 · Office...		74.70	-629.46
Credit Card Charge	08/22/2017	170911	921 Office Supplies	Shell	921.16 · Office...		72.70	-702.16
Credit Card Charge	08/27/2017	170911	921 Office Supplies	Shell	921.16 · Office...		79.15	-781.31
Credit Card Charge	09/01/2017	171005	United States Postal...	Jellico MPO	6130 · Postage		6.65	-787.96
Credit Card Charge	09/03/2017	171005	921 Office Supplies	Shell	921.16 · Office...		86.70	-874.66
Credit Card Charge	09/05/2017	171005	874 Mains & Services	WD Bryant	874.16 · Mains...		26.43	-901.09

Navitas Utility Corporation
General Ledger
As of December 31, 2017

Type	Date	Num	Name	Memo	Split	Debit	Credit	Balance
Credit Card Charge	09/05/2017	171005	874 Mains & Services	Moutain Valle...	874.16 · Mains...		295.32	-1,196.41
Credit Card Charge	09/07/2017	171005	874 Mains & Services	Buck's Hardw...	874.16 · Mains...		51.41	-1,247.82
Credit Card Charge	09/08/2017	171005	921 Office Supplies	Shell	921.16 · Office...		73.00	-1,320.82
Credit Card Charge	09/14/2017	171005	921 Office Supplies	Shell	921.16 · Office...		82.30	-1,403.12
Credit Card Charge	09/18/2017	171005	874 Mains & Services	Buck's Hardw...	874.16 · Mains...		32.18	-1,435.30
Credit Card Charge	09/19/2017	171012	921 Office Supplies	**Shell	921.16 · Office...		78.40	-1,513.70
Credit Card Charge	09/24/2017	171005	921 Office Supplies	Shell	921.16 · Office...		73.35	-1,587.05
Credit Card Charge	09/28/2017	171005	921 Office Supplies	Shell	921.16 · Office...		70.25	-1,657.30
Check	09/28/2017	ACH	Bank 7 Credit Cards		1107 · Checkin...	1,657.30		0.00
Credit Card Charge	09/29/2017	171005	United States Postal...	Jellico MPO	6130 · Postage		6.65	-6.65
Credit Card Charge	10/03/2017	171109	921 Office Supplies	Shell	921.16 · Office...		72.15	-78.80
Credit Card Charge	10/08/2017	171109	921 Office Supplies	Shell	921.16 · Office...		73.00	-151.80
Credit Card Charge	10/09/2017	171109	874 Mains & Services	Ray Varner	874.16 · Mains...		40.55	-192.35
Credit Card Charge	10/11/2017	171109	925 I/D Safety & Se...	Care Plus	925 · I/D - Safe...		20.00	-212.35
Credit Card Charge	10/13/2017	171109	921 Office Supplies	Shell	921.16 · Office...		75.05	-287.40
Credit Card Charge	10/19/2017	171109	874 Mains & Services	Buck Jellico H...	874.46 · Mains...		4.00	-291.40
Credit Card Charge	10/20/2017	171109	921 Office Supplies	Shell	921.16 · Office...		67.40	-358.80
Credit Card Charge	10/23/2017	171109	921 Office Supplies	Shell	921.16 · Office...		75.01	-433.81
Credit Card Charge	10/28/2017	171109	921 Office Supplies	Shell	921.16 · Office...		67.00	-500.81
Credit Card Charge	10/31/2017	171109	921 Office Supplies	Shell	921.16 · Office...		66.60	-567.41
Credit Card Charge	10/31/2017	171109	United States Postal...	Jellico MPO	6130 · Postage		6.65	-574.06
Credit Card Charge	11/06/2017	171201	921 Office Supplies	Shell	921.16 · Office...		69.60	-643.66
Credit Card Charge	11/06/2017	171201	874 Mains & Services	Buck's Jellico ...	874.16 · Mains...		39.64	-683.30
Credit Card Charge	11/07/2017	171201	921 Office Supplies	Walmart	921.16 · Office...		57.60	-740.90
Credit Card Charge	11/11/2017	171201	874 Mains & Services	O'Reilly	874.16 · Mains...		3.81	-744.71
Credit Card Charge	11/13/2017	171201	921 Office Supplies	Shell	921.16 · Office...		73.70	-818.41
Check	11/14/2017	ACH	Bank 7 Credit Cards		1107 · Checkin...	818.41		0.00
Credit Card Charge	11/18/2017	171201	921 Office Supplies	Shell	921.16 · Office...		79.80	-79.80
Credit Card Charge	11/24/2017	171201	921 Office Supplies	Shell	921.16 · Office...		81.00	-160.80
Credit Card Charge	11/30/2017	171201	921 Office Supplies	Shell	921.16 · Office...		76.00	-236.80
Credit Card Charge	12/01/2017	180818	United States Postal...	Jellico MPO	6130 · Postage		16.45	-253.25
Credit Card Charge	12/06/2017	180818	921 Office Supplies	Shell	921.16 · Office...		70.15	-323.40
Credit Card Charge	12/08/2017	180818	874 Mains & Services	Buck's Hardw...	874.16 · Mains...		43.41	-366.81
Credit Card Charge	12/11/2017	180818	921 Office Supplies	Shell	921.16 · Office...		20.00	-386.81
Credit Card Charge	12/11/2017	180818	921 Office Supplies	Shell	921.16 · Office...		55.00	-441.81
Credit Card Charge	12/12/2017	180818	874 Mains & Services	Buck's Hardw...	874.16 · Mains...		7.19	-449.00
Credit Card Charge	12/14/2017	180818	874 Mains & Services	Buck's Hardw...	874.16 · Mains...		6.55	-455.55
Credit Card Charge	12/16/2017	180818	921 Office Supplies	Shell	921.16 · Office...		65.80	-521.35
Credit Card Charge	12/20/2017	180818	921 Office Supplies	Shell	921.16 · Office...		63.70	-585.05
Credit Card Charge	12/24/2017	180818	921 Office Supplies	Shell	921.16 · Office...		59.40	-644.45
Credit Card Charge	12/26/2017	180818	903 Customer Reco...	UPS	6130 · Postage		41.99	-686.44
Credit Card Charge	12/28/2017	180818	United States Postal...	Jellico MPO	6130 · Postage		6.65	-693.09
Credit Card Charge	12/29/2017	180818	921 Office Supplies	Shell	921.16 · Office...		60.00	-753.09
Total 2274 · Jerry Walker 0794						6,702.78	7,378.02	-753.09

Navitas Utility Corporation
General Ledger
As of December 31, 2017

Type	Date	Num	Name	Memo	Split	Debit	Credit	Balance
2275 · Johnny Gorman 0209								-1,624.48
Credit Card Charge	01/04/2017	170210	874 Mains & Services	TC's Total Se...	874.46 · Mains...		15.00	-1,639.48
Check	01/23/2017	ACH	Bank 7 Credit Cards		1107 · Checkin...	1,639.48		0.00
Credit Card Charge	01/25/2017	170202	921 Office Supplies	Shell	921.46 · Office...		63.00	-63.00
Check	02/17/2017	ACH	Bank 7 Credit Cards		1107 · Checkin...	63.00		0.00
Credit Card Charge	02/18/2017	170308	921 Office Supplies	T-Birds	921.46 · Office...		70.00	-70.00
Credit Card Charge	03/08/2017	170308	921 Office Supplies	T-Birds	921.46 · Office...		70.00	-140.00
Credit Card Charge	03/11/2017	170324	921 Office Supplies	T-Birds	921.46 · Office...		68.00	-208.00
Credit Card Charge	03/11/2017	170324	921 Office Supplies	T-Birds	921.46 · Office...		68.00	-276.00
Check	03/28/2017	ACH	Bank 7 Credit Cards		1107 · Checkin...	276.00		0.00
Credit Card Charge	06/14/2017	170622	887 Maintenance of ...	Dollar General	887.46 · Maint...		7.87	-7.87
Credit Card Charge	06/21/2017	170622	887 Maintenance of ...	Dominos	887.46 · Maint...		98.00	-105.87
Credit Card Charge	06/23/2017	170629	921 Office Supplies	TC's Total	921.46 · Office...		77.00	-182.87
Check	07/13/2017	ACH	Bank 7 Credit Cards		1107 · Checkin...	182.87		0.00
Credit Card Charge	07/14/2017	170725	921 Office Supplies	Shell	921.46 · Office...		64.00	-64.00
Credit Card Charge	07/18/2017	170725	874 Mains & Services	Dollar General	874.46 · Mains...		12.82	-76.82
Credit Card Charge	07/24/2017	170801	921 Office Supplies	T-Birds	921.46 · Office...		62.51	-139.33
Credit Card Charge	08/02/2017	170811	874 Mains & Services	Dollar General	874.46 · Mains...		39.22	-178.55
Credit Card Charge	08/03/2017	170811	874 Mains & Services	Dollar General	874.46 · Mains...		7.87	-186.42
General Journal	08/03/2017	170803		Annual Fee fo...	2273 · Joseph ...		49.00	-235.42
Credit Card Charge	08/23/2017	170830	874 Mains & Services	Dollar General	874.46 · Mains...		20.35	-255.77
Credit Card Charge	09/20/2017	170927	874 Mains & Services	TC's Total Se...	874.46 · Mains...		147.66	-403.43
Check	09/28/2017	ACH	Bank 7 Credit Cards		1107 · Checkin...	403.43		0.00
Credit Card Charge	10/06/2017	171012	887 Maintenance of ...	Sonics	887.46 · Maint...		10.19	-10.19
Credit Card Charge	10/16/2017	171018	874 Mains & Services	Smith & Sons	874.46 · Mains...		29.00	-39.19
Credit Card Charge	11/06/2017	171109	925 I/D Safety & Se...	Dr Aaron	925 · I/D - Safe...		120.00	-159.19
Credit Card Charge	11/07/2017	171107	874 Mains & Services	Amazon	874.46 · Mains...		109.98	-269.17
Credit Card Charge	11/08/2017	171109	874 Mains & Services	Amazon	874.46 · Mains...		109.99	-379.16
Check	11/14/2017	ACH	Bank 7 Credit Cards		1107 · Checkin...	379.16		0.00
Credit Card Charge	11/16/2017	171201	921 Office Supplies	TC's Total Se...	921.46 · Office...		87.00	-87.00
Credit Card Charge	11/21/2017	171201	874 Mains & Services	TC's Total Se...	874.46 · Mains...		15.00	-102.00
Credit Card Charge	11/27/2017	171201	874 Mains & Services	Dollar General	874.46 · Mains...		27.50	-129.50
Credit Card Charge	11/30/2017	171201	921 Office Supplies	Shell	921.46 · Office...		74.00	-203.50
Credit Card Charge	12/05/2017	171208	921 Office Supplies	TC's Total Se...	921.46 · Office...		73.00	-276.50
Credit Card Charge	12/11/2017	171107	874 Mains & Services	Hinton Auto S...	874.46 · Mains...		37.67	-314.17
Credit Card Charge	12/13/2017	171222	874 Mains & Services	Huston De-Pue	874.46 · Mains...		460.00	-774.17
Credit Card Charge	12/26/2017	180118	921 Office Supplies	T-Birds	921.46 · Office...		72.00	-846.17
Credit Card Charge	12/31/2017	180118	921 Office Supplies	Shell	921.46 · Office...		37.00	-883.17
Credit Card Charge	12/31/2017	180118	887 Maintenance of ...	Braum's	887.46 · Maint...		15.65	-898.82
Total 2275 · Johnny Gorman 0209						2,943.94	2,218.28	-898.82

Navitas Utility Corporation
General Ledger
As of December 31, 2017

Type	Date	Num	Name	Memo	Split	Debit	Credit	Balance
2276 · Trenda Kelley 0760								0.00
Credit Card Charge	01/04/2017	170104	United States Postal...	Eakly PO	6130 · Postage		488.24	-488.24
Credit Card Charge	01/06/2017	170106	United States Postal...	Eakly PO	6130 · Postage		187.34	-675.58
Credit Card Charge	01/13/2017	170117	United States Postal...	Eakly PO	6130 · Postage		500.82	-1,176.40
Check	01/23/2017	ACH	Bank 7 Credit Cards		1107 · Checkin...	1,176.40		0.00
Credit Card Charge	02/07/2017	170208	United States Postal...	Eakly PO	6130 · Postage		151.98	-151.98
Credit Card Charge	02/08/2017	170210	921 Office Supplies	Walmart	6140 · Office c...		107.71	-259.69
Credit Card Charge	02/16/2017	170217	United States Postal...	Eakly PO	6130 · Postage		480.42	-740.11
Check	02/17/2017	ACH	Bank 7 Credit Cards		1107 · Checkin...	740.11		0.00
Credit Card Charge	02/21/2017	170221	925 I/D Safety & Se...	Weatherford ...	925 · I/D - Safe...		20.00	-20.00
Credit Card Charge	03/01/2017	170308	United States Postal...	Eakly PO	6130 · Postage		423.30	-443.30
Credit Card Charge	03/08/2017	170308	United States Postal...	Eakly PO	6130 · Postage		153.00	-596.30
Credit Card Charge	03/15/2017	170410	United States Postal...	Eakly PO	6130 · Postage		469.54	-1,065.84
Credit Card Charge	03/21/2017	170324	921 Office Supplies	Dollar General	6140 · Office c...		20.30	-1,086.14
Check	03/28/2017	ACH	Bank 7 Credit Cards		1107 · Checkin...	1,086.14		0.00
Credit Card Charge	03/30/2017	170410	921 Office Supplies	Eakly Flowers	6140 · Office c...		61.04	-61.04
Credit Card Charge	04/04/2017	170410	United States Postal...	Eakly PO	6130 · Postage		459.34	-520.38
Credit Card Charge	04/07/2017	170410	United States Postal...	Eakly PO	6130 · Postage		150.62	-671.00
Credit Card Charge	04/18/2017	170419	United States Postal...	Eakly PO	6130 · Postage		494.02	-1,165.02
Check	05/01/2017	ACH	Bank 7 Credit Cards		1107 · Checkin...	1,165.02		0.00
Credit Card Charge	05/03/2017	170505	United States Postal...	Eakly PO	6130 · Postage		451.86	-451.86
Credit Card Charge	05/08/2017	170508	United States Postal...	Eakly PO	6130 · Postage		152.32	-604.18
Credit Card Charge	05/09/2017	170512	921 Office Supplies	United Super...	6140 · Office c...		38.14	-642.32
Credit Card Charge	05/13/2017	170515	921 Office Supplies	Garden Center	6140 · Office c...		29.43	-671.75
Credit Card Charge	05/15/2017	170515	United States Postal...	Eakly PO	6130 · Postage		486.20	-1,157.95
Check	05/22/2017	ACH	Bank 7 Credit Cards		1107 · Checkin...	1,157.95		0.00
Credit Card Charge	06/07/2017	170607	United States Postal...	Eakly PO	6130 · Postage		161.84	-161.84
Credit Card Charge	06/15/2017	170616	United States Postal...	Eakly PO	6130 · Postage		509.66	-671.50
Credit Card Charge	06/20/2017	170622	921 Office Supplies	Walmart	6140 · Office c...		56.40	-727.90
Credit Card Charge	06/22/2017	170622	921 Office Supplies	Eakly Flowers	6140 · Office c...		43.60	-771.50
Credit Card Charge	06/29/2017	170710	921 Office Supplies	Walmart	6140 · Office c...		45.85	-817.35
Credit Card Charge	07/03/2017	170710	United States Postal...	Eakly PO	6130 · Postage		474.98	-1,292.33
Credit Card Charge	07/07/2017	170710	United States Postal...	Eakly PO	6130 · Postage		167.28	-1,459.61
Check	07/13/2017	ACH	Bank 7 Credit Cards		1107 · Checkin...	1,459.61		0.00
Credit Card Charge	07/18/2017	170725	United States Postal...	Eakly PO	6130 · Postage		532.10	-532.10
General Journal	08/03/2017	170803		Annual Fee fo...	2273 · Joseph ...		49.00	-581.10
Credit Card Charge	08/08/2017	170811	United States Postal...	Eakly PO	6130 · Postage		161.50	-742.60
Credit Card Charge	08/15/2017	170816	United States Postal...	Eakly PO	6130 · Postage		532.10	-1,274.70
Credit Card Charge	09/01/2017	170908	United States Postal...	Eakly PO	6130 · Postage		474.30	-1,749.00
Credit Card Charge	09/08/2017	170908	United States Postal...	Eakly PO	6130 · Postage		158.44	-1,907.44
Credit Card Charge	09/15/2017	170919	United States Postal...	Eakly PO	6130 · Postage		539.92	-2,447.36
Check	09/28/2017	ACH	Bank 7 Credit Cards		1107 · Checkin...	2,447.36		0.00
Credit Card Charge	10/03/2017	171005	United States Postal...	Eakly PO	6130 · Postage		477.70	-477.70
Credit Card Charge	10/10/2017	171012	United States Postal...	Eakly PO	6130 · Postage		153.34	-631.04
Credit Card Charge	10/18/2017	171018	United States Postal...	Eakly PO	6130 · Postage		541.96	-1,173.00
Credit Card Charge	11/08/2017	171109	United States Postal...	Eakly PO	6130 · Postage		159.80	-1,332.80
Credit Card Charge	11/14/2017	171201	921 Office Supplies	Walmart	6140 · Office c...		21.14	-1,353.94
Credit Card Charge	11/14/2017	171201	921 Office Supplies	Columbia Spo...	6140 · Office c...		116.60	-1,470.54
Check	11/14/2017	ACH	Bank 7 Credit Cards		1107 · Checkin...	1,470.54		0.00

Navitas Utility Corporation
General Ledger
As of December 31, 2017

Type	Date	Num	Name	Memo	Split	Debit	Credit	Balance
Credit Card Charge	11/15/2017	171201	United States Postal...	Eakly PO	6130 · Postage		543.66	-543.66
Credit Card Charge	12/01/2017	171201	United States Postal...	Eakly PO	6130 · Postage		448.46	-992.12
Credit Card Charge	12/07/2017	171208	United States Postal...	Eakly PO	6130 · Postage		164.56	-1,156.68
Credit Card Charge	12/15/2017	171222	United States Postal...	Eakly PO	6130 · Postage		506.26	-1,662.94
Credit Card Charge	12/15/2017	171222	921 Office Supplies	Popcorn Fact...	6140 · Office c...		136.97	-1,799.91
Total 2276 · Trenda Kelley 0760						10,703.13	12,503.04	-1,799.91
2277 · Bruce Lynn 1329								0.00
Total 2277 · Bruce Lynn 1329								0.00
2278 · Trenton Pearcy 1461								0.00
Credit Card Charge	01/23/2017	170202	921 Office Supplies	Walmart	6140 · Office c...		19.53	-19.53
Check	01/23/2017	ACH	Bank 7 Credit Cards		1107 · Checkin...	19.53		0.00
Credit Card Charge	04/04/2017	170410	887 Maintenance of ...	Cobb Creek C...	887.46 · Maint...		9.93	-9.93
Check	05/01/2017	ACH	Bank 7 Credit Cards		1107 · Checkin...	9.93		0.00
Credit Card Charge	05/02/2017	170505	874 Mains & Services	Coob Creek C...	874.46 · Mains...		8.29	-8.29
Credit Card Charge	05/11/2017	170515	887 Maintenance of ...	Billy Sims	887.46 · Maint...		36.03	-44.32
Credit Card Charge	05/16/2017	170519	887 Maintenance of ...	Mr Joe's Grille	887.46 · Maint...		19.39	-63.71
Check	05/22/2017	ACH	Bank 7 Credit Cards		1107 · Checkin...	63.71		0.00
Credit Card Charge	06/20/2017	170620	921 Office Supplies	Walmart	6140 · Office c...		86.91	-86.91
Check	07/13/2017	ACH	Bank 7 Credit Cards		1107 · Checkin...	86.91		0.00
General Journal	08/03/2017	170803		Annual Fee fo...	2273 · Joseph ...		49.00	-49.00
Check	09/28/2017	ACH	Bank 7 Credit Cards		1107 · Checkin...	49.00		0.00
Credit Card Charge	10/10/2017	171016	887 Maintenance of ...	Dawns	887.46 · Maint...		30.13	-30.13
Credit Card Charge	10/11/2017	171016	887 Maintenance of ...	Golden Corral	887.46 · Maint...		8.36	-38.49
Credit Card Charge	10/11/2017	171016	887 Maintenance of ...	Best Western	887.46 · Maint...		83.51	-122.00
Credit Card Charge	10/11/2017	171016	921 Office Supplies	Circle K	921.46 · Office...		42.00	-164.00
Credit Card Charge	10/16/2017	171018	887 Maintenance of ...	New China	887.46 · Maint...		18.95	-182.95
Credit Card Charge	10/17/2017	171018	887 Maintenance of ...	Marriott	887.46 · Maint...		115.04	-297.99
Credit Card Charge	10/17/2017	171018	887 Maintenance of ...	Daylight Donuts	887.46 · Maint...		11.79	-309.78
Credit Card Charge	10/17/2017	171018	887 Maintenance of ...	CiCi's Pizza	887.46 · Maint...		10.74	-320.52
Credit Card Charge	10/18/2017	171113	874 Mains & Services	Citadel Auto	874.46 · Mains...		608.53	-929.05
Credit Card Charge	11/01/2017	171109	887 Maintenance of ...	Mr Joes Grille	887.46 · Maint...		21.58	-950.63
Check	11/14/2017	ACH	Bank 7 Credit Cards		1107 · Checkin...	950.63		0.00
Credit Card Charge	12/10/2017	180118	925 I/D Safety & Se...	**Marriott	925 · I/D - Safe...		36.40	-36.40
Total 2278 · Trenton Pearcy 1461						1,179.71	1,216.11	-36.40
2279 · Kevin Pearcy 1386								0.00
Total 2279 · Kevin Pearcy 1386								0.00

Navitas Utility Corporation
General Ledger
As of December 31, 2017

Type	Date	Num	Name	Memo	Split	Debit	Credit	Balance
2280 · Gaylord Flood 0752								0.00
Credit Card Charge	01/01/2017	170106	925 I/D Safety & Se...	Walmart	925 · I/D - Safe...		9.68	-9.68
Credit Card Charge	01/04/2017	170202	887 Maintenance of ...	Chuckwagon ...	887.46 · Maint...		37.38	-47.06
Credit Card Charge	01/04/2017	170202	921 Office Supplies	Love's	6242 · Fuel		35.35	-82.41
Credit Card Charge	01/23/2017	170202	874 Mains & Services	Conoco	874.46 · Mains...		42.50	-124.91
Check	01/23/2017	ACH	Bank 7 Credit Cards		1107 · Checkin...	124.91		0.00
Credit Card Charge	01/26/2017	170202	887 Maintenance of ...	Rib Crib	887.46 · Maint...		20.77	-20.77
Credit Card Charge	01/26/2017	170202	921 Office Supplies	EZ Go	6242 · Fuel		35.58	-56.35
Credit Card Charge	01/27/2017	170202	921 Office Supplies	EZ Go	6242 · Fuel		24.14	-80.49
Credit Card Charge	01/27/2017	170202	887 Maintenance of ...	Marriott - Bart...	887.46 · Maint...		107.07	-187.56
Credit Card Charge	01/31/2017	170202	887 Maintenance of ...	Mr Joe's Grille	887.46 · Maint...		16.45	-204.01
Credit Card Charge	02/03/2017	170208	925 I/D Safety & Se...	Walmart	925 · I/D - Safe...		14.65	-218.66
Check	02/17/2017	ACH	Bank 7 Credit Cards		1107 · Checkin...	218.66		0.00
Credit Card Charge	03/07/2017	170308	887 Maintenance of ...	Chuckwagon ...	887.46 · Maint...		36.21	-36.21
Credit Card Charge	03/09/2017	170410	874 Mains & Services	Auto Bath	874.46 · Mains...		16.00	-52.21
Credit Card Charge	03/27/2017	170410	887 Maintenance of ...	Mr Joe's Grille	887.46 · Maint...		20.29	-72.50
Check	03/28/2017	ACH	Bank 7 Credit Cards		1107 · Checkin...	72.50		0.00
Credit Card Charge	04/10/2017	170410	887 Maintenance of ...	Chuck Wagon...	887.46 · Maint...		58.25	-58.25
Credit Card Charge	04/20/2017	170509	887 Maintenance of ...	Phillips	6242 · Fuel		36.39	-94.64
Credit Card Charge	04/23/2017	170509	874 Mains & Services	Pikepass	874.46 · Mains...		320.00	-414.64
Check	05/01/2017	ACH	Bank 7 Credit Cards		1107 · Checkin...	414.64		0.00
Credit Card Charge	05/18/2017	170526	887 Maintenance of ...	Mr. Joe's Grille	887.46 · Maint...		39.95	-39.95
Credit Card Charge	05/22/2017	170526	921 Office Supplies	Walmart	6140 · Office c...		16.28	-56.23
Credit Card Charge	05/22/2017	170526	921 Office Supplies	Asap General...	6242 · Fuel		34.93	-91.16
Check	05/22/2017	ACH	Bank 7 Credit Cards		1107 · Checkin...	91.16		0.00
Credit Card Charge	05/25/2017	170526	921 Office Supplies	Love's	6242 · Fuel		18.61	-18.61
Credit Card Charge	05/25/2017	170526	887 Maintenance of ...	Chuck Wagon...	887.46 · Maint...		67.59	-86.20
Credit Card Charge	06/13/2017	170615	921 Office Supplies	EZ Go	6242 · Fuel		43.37	-129.57
Credit Card Charge	06/13/2017	170615	887 Maintenance of ...	Marriott - Bart...	887.46 · Maint...		120.73	-250.30
Credit Card Charge	06/14/2017	170615	874 Mains & Services	Conoco	874.46 · Mains...		42.50	-292.80
Check	07/13/2017	ACH	Bank 7 Credit Cards		1107 · Checkin...	292.80		0.00
Credit Card Charge	07/19/2017	170814	887 Maintenance of ...	Mr Joes Grille	887.46 · Maint...		22.48	-22.48
Credit Card Charge	07/19/2017	170814	874 Mains & Services	O'Reilly	874.46 · Mains...		13.06	-35.54
Credit Card Charge	07/19/2017	170814	874 Mains & Services	Walmart	874.46 · Mains...		21.58	-57.12
General Journal	08/03/2017	170803		Annual Fee fo...	2273 · Joseph ...		49.00	-106.12
Credit Card Charge	08/16/2017	170814	874 Mains & Services	Walmart	874.46 · Mains...		14.65	-120.77
Credit Card Charge	08/20/2017	170824	921 Office Supplies	EZ Go	6242 · Fuel		23.88	-144.65
Credit Card Charge	08/20/2017	170824	887 Maintenance of ...	Rib Crib	887.46 · Maint...		25.36	-170.01
Credit Card Charge	08/21/2017	170824	921 Office Supplies	EZ Go	6242 · Fuel		25.27	-195.28
Credit Card Charge	08/21/2017	170824	887 Maintenance of ...	Marriott	887.46 · Maint...		107.07	-302.35
Credit Card Charge	08/29/2017	170918	887 Maintenance of ...	Chuckwagon ...	887.46 · Maint...		46.91	-349.26
Credit Card Charge	08/29/2017	170918	921 Office Supplies	Loves	6242 · Fuel		34.87	-384.13
Credit Card Charge	09/13/2017	171012	887 Maintenance of ...	Me Joe's Grille	887.46 · Maint...		41.01	-425.14
Check	09/28/2017	ACH	Bank 7 Credit Cards		1107 · Checkin...	425.14		0.00
Credit Card Charge	10/09/2017	171025	887 Maintenance of ...	Hunan Chinese	887.46 · Maint...		19.70	-19.70
Credit Card Charge	10/09/2017	171025	874 Mains & Services	Conoco	874.46 · Mains...		42.50	-62.20
Credit Card Charge	10/10/2017	171025	887 Maintenance of ...	Marriott	887.46 · Maint...		124.15	-186.35
Credit Card Charge	10/10/2017	171025	921 Office Supplies	General Stores	6242 · Fuel		37.02	-223.37
Credit Card Charge	10/24/2017	171025	921 Office Supplies	Fuel	6242 · Fuel		16.00	-239.37

Navitas Utility Corporation
General Ledger
As of December 31, 2017

Type	Date	Num	Name	Memo	Split	Debit	Credit	Balance
Credit Card Charge	10/24/2017	171025	925 I/D Safety & Se...	Walmart	925 · I/D - Safe...		6.06	-245.43
Check	11/14/2017	ACH	Bank 7 Credit Cards		1107 · Checkin...	245.43		0.00
Credit Card Charge	12/07/2017	180118	887 Maintenance of ...	Lucille's Road...	887.46 · Maint...		22.65	-22.65
Total 2280 · Gaylord Flood 0752						1,885.24	1,907.89	-22.65
2281 · Scott Kniess 1360								0.00
Total 2281 · Scott Kniess 1360								0.00
2282 · Thomas Hartline 1008								-57.24
Credit Card Charge	01/03/2017	170117	921 Office Supplies	Chevron	6242 · Fuel		64.34	-121.58
Credit Card Charge	01/11/2017	170210	Incorp		6410 · Lic, per...		148.00	-269.58
Credit Card Charge	01/13/2017	170117	920 Administration ...	Inka Grill	920 · Administr...		43.85	-313.43
Credit Card Charge	01/13/2017	170117	920 Administration ...	French's	920 · Administr...		29.48	-342.91
Credit Card Charge	01/17/2017	170118	921 Office Supplies	The Home De...	6140 · Office c...		8.11	-351.02
Credit Card Charge	01/18/2017	170119	921 Office Supplies	The Home De...	6140 · Office c...		10.35	-361.37
Credit Card Charge	01/19/2017	170119	921 Office Supplies	Ganahl Lumber	6140 · Office c...		30.79	-392.16
Credit Card Charge	01/23/2017	170210	Incorp		6410 · Lic, per...		251.00	-643.16
Check	01/23/2017	ACH	Bank 7 Credit Cards		1107 · Checkin...	643.16		0.00
Credit Card Charge	01/27/2017	170202	920 Administration ...	Rooster Cafe	920 · Administr...		27.85	-27.85
Credit Card Charge	01/27/2017	170202	920 Administration ...	Newport Smog	920 · Administr...		50.00	-77.85
Credit Card Charge	01/30/2017	170202	921 Office Supplies	Home Depot	6140 · Office c...		21.49	-99.34
Credit Card Charge	01/30/2017	170210	920 Administration ...	**Maaco	920 · Administr...		250.00	-349.34
Credit Card Charge	02/01/2017	170309	921 Office Supplies	**MAACO	6140 · Office c...		255.00	-604.34
Credit Card Charge	02/02/2017	170202	921 Office Supplies	Chevron	6242 · Fuel		47.23	-651.57
Credit Card Charge	02/02/2017	170202	921 Office Supplies	Amazon	6140 · Office c...		17.55	-669.12
Credit Card Charge	02/05/2017	170208	921 Office Supplies	Harbor Freight	6140 · Office c...		213.28	-882.40
Credit Card Charge	02/06/2017	170208	921 Office Supplies	Ganahl Lumber	6140 · Office c...		32.31	-914.71
Credit Card Charge	02/06/2017	170208	921 Office Supplies	McFadden-Dale	6140 · Office c...		135.36	-1,050.07
Credit Card Charge	02/09/2017	170210	920 Administration ...	America's Tire	920 · Administr...		80.65	-1,130.72
Credit Card Charge	02/10/2017	170309	921 Office Supplies	**Ganahl Lum...	6140 · Office c...		11.57	-1,142.29
Credit Card Charge	02/16/2017	170221	921 Office Supplies	Amazon	6140 · Office c...		8.36	-1,150.65
Bill Pmt -CCard	02/17/2017		Incorp	Account # 28...	2221 · Vendors		99.00	-1,249.65
Credit Card Charge	02/17/2017	170309	921 Office Supplies	**Amazon	6140 · Office c...		58.21	-1,307.86
Check	02/17/2017	ACH	Bank 7 Credit Cards		1107 · Checkin...	1,307.86		0.00
Credit Card Charge	02/21/2017	170222	921 Office Supplies	Sweet Basil	6140 · Office c...		35.14	-35.14
Credit Card Charge	02/23/2017	170224	920 Administration ...	American Airli...	920 · Administr...		824.40	-859.54
Credit Card Charge	02/28/2017	170308	921 Office Supplies	EZ Mart	6242 · Fuel		17.82	-877.36
Credit Card Charge	02/28/2017	170309	921 Office Supplies	**Amazon	6140 · Office c...		33.79	-911.15
Credit Card Charge	02/28/2017	170309	921 Office Supplies	**Amazon	6140 · Office c...		2.97	-914.12
Credit Card Charge	02/28/2017	170309	921 Office Supplies	**Amazon	6140 · Office c...		8.04	-922.16
Credit Card Charge	03/01/2017	170308	887 Maintenance of ...	Kinta Kafe	887.46 · Maint...		20.53	-942.69
Credit Card Charge	03/01/2017	170308	921 Office Supplies	Walmart	6140 · Office c...		9.61	-952.30
Credit Card Charge	03/01/2017	170410	921 Office Supplies	**Monday's	6242 · Fuel		18.48	-970.78
Credit Card Charge	03/02/2017	170308	887 Maintenance of ...	Budget	887.46 · Maint...		192.21	-1,162.99
Credit Card Charge	03/07/2017	170410	921 Office Supplies	The Home de...	6140 · Office c...		11.83	-1,174.82
Credit Card Charge	03/08/2017	170410	921 Office Supplies	**The Eastwo...	6140 · Office c...		26.99	-1,201.81
Credit Card Charge	03/09/2017	170309	921 Office Supplies	Shell	6242 · Fuel		43.49	-1,245.30
Credit Card Charge	03/19/2017	170410	887 Maintenance of ...	**Budget	887.46 · Maint...		13.34	-1,258.64

Navitas Utility Corporation
General Ledger
As of December 31, 2017

Type	Date	Num	Name	Memo	Split	Debit	Credit	Balance
Credit Card Charge	03/21/2017	170324	921 Office Supplies	McFadden-Dale	6140 · Office c...		18.64	-1,277.28
Credit Card Charge	03/23/2017	170324	921 Office Supplies	Ganahl	6140 · Office c...		23.66	-1,300.94
Credit Card Charge	03/24/2017	170410	921 Office Supplies	**Chevron	6242 · Fuel		67.02	-1,367.96
Check	03/28/2017	ACH	Bank 7 Credit Cards		1107 · Checkin...	1,367.96		0.00
Credit Card Charge	03/30/2017	170410	887 Maintenance of ...	American Airli...	887.46 · Maint...		783.58	-783.58
Credit Card Charge	03/30/2017	170410	921 Office Supplies	**Amazon	6140 · Office c...		21.54	-805.12
Credit Card Charge	04/07/2017	170509	921 Office Supplies	Amazon	6140 · Office c...		59.25	-864.37
Bill Pmt -CCard	04/10/2017		Incorp		2221 · Vendors		349.00	-1,213.37
Credit Card Charge	04/11/2017	170411	Secretary of State - ...	2017 Sateme...	6410 · Lic, per...		25.00	-1,238.37
Credit Card Charge	04/11/2017	170411	Secretary of State - ...		6410 · Lic, per...		525.00	-1,763.37
Credit Card Charge	04/11/2017	170411	Secretary of State - ...		6410 · Lic, per...		650.00	-2,413.37
Credit Card Charge	04/11/2017	170509	887 Maintenance of ...	**Hertz	887.46 · Maint...		112.94	-2,526.31
Credit Card Charge	04/11/2017	170509	Secretary of State - ...		6410 · Lic, per...		1,593.00	-4,119.31
Credit Card Charge	05/01/2017	170509	921 Office Supplies	Wallstreet Jo...	6140 · Office c...		119.85	-4,239.16
Check	05/01/2017	ACH	Bank 7 Credit Cards		1107 · Checkin...	4,239.16		0.00
Credit Card Charge	05/10/2017	170510	921 Office Supplies	KeelerHeartt	6140 · Office c...		54.95	-54.95
Credit Card Charge	05/10/2017	170615	887 Maintenance of ...	**American Ai...	887.28 · Maint...		868.37	-923.32
Credit Card Charge	05/15/2017	170615	887 Maintenance of ...	**Catfish King	887.28 · Maint...		22.26	-945.58
Credit Card Charge	05/15/2017	170615	921 Office Supplies	**Shell	6242 · Fuel		19.84	-965.42
Credit Card Charge	05/16/2017	170615	887 Maintenance of ...	**The Country...	887.46 · Maint...		39.87	-1,005.29
Credit Card Charge	05/16/2017	170615	887 Maintenance of ...	**Gran Central	887.46 · Maint...		17.72	-1,023.01
Credit Card Charge	05/17/2017	170615	921 Office Supplies	**Gran Central	6242 · Fuel		33.72	-1,056.73
Credit Card Charge	05/18/2017	170519	887 Maintenance of ...	Thrifty	887.46 · Maint...		280.10	-1,336.83
Credit Card Charge	05/18/2017	170615	887 Maintenance of ...	**Downtowner	887.28 · Maint...		46.01	-1,382.84
Credit Card Charge	05/18/2017	170615	887 Maintenance of ...	**Corner Store	887.28 · Maint...		10.61	-1,393.45
Credit Card Charge	05/22/2017	170526	921 Office Supplies	Ryder	6140 · Office c...		101.77	-1,495.22
Check	05/22/2017	ACH	Bank 7 Credit Cards		1107 · Checkin...	1,495.22		0.00
Credit Card Charge	05/23/2017	170526	887 Maintenance of ...	American Airli...	887.16 · Maint...		409.36	-409.36
Credit Card Charge	05/23/2017	170526	887 Maintenance of ...	American Airli...	887.16 · Maint...		310.63	-719.99
Credit Card Charge	05/23/2017	170615	921 Office Supplies	Tooltopia	6140 · Office c...		61.30	-781.29
Credit Card Charge	05/31/2017	170605	921 Office Supplies	BP	6242 · Fuel		24.85	-806.14
Credit Card Charge	06/01/2017	170605	887 Maintenance of ...	Pizza Spot	887.16 · Maint...		19.07	-825.21
Credit Card Charge	06/01/2017	170605	887 Maintenance of ...	Crawdaddy	887.16 · Maint...		62.10	-887.31
Credit Card Charge	06/02/2017	170605	887 Maintenance of ...	Cracker Barrel	887.16 · Maint...		36.39	-923.70
Credit Card Charge	06/02/2017	170605	887 Maintenance of ...	Hertz	887.16 · Maint...		80.50	-1,004.20
Credit Card Charge	06/09/2017	170615	887 Maintenance of ...	American Airli...	887.46 · Maint...		415.99	-1,420.19
Credit Card Charge	06/09/2017	170615	887 Maintenance of ...	United Arilines	887.46 · Maint...		750.40	-2,170.59
Credit Card Charge	06/12/2017	170615	921 Office Supplies	Amazon	6140 · Office c...		196.45	-2,367.04
Bill Pmt -CCard	06/12/2017		Incorp		2221 · Vendors		712.00	-3,079.04
Credit Card Charge	06/14/2017	170615	887 Maintenance of ...	United Arilines	887.46 · Maint...		358.00	-3,437.04
Credit Card Charge	06/14/2017	170615	887 Maintenance of ...	United Arilines	887.46 · Maint...		27.00	-3,464.04
Credit Card Charge	06/19/2017	170622	887 Maintenance of ...	Dollar	887.28 · Maint...		111.09	-3,575.13
Credit Card Charge	06/19/2017	170622	921 Office Supplies	Harbor Freight	6140 · Office c...		44.11	-3,619.24
Credit Card Charge	06/20/2017	170622	887 Maintenance of ...	Ramona Grill	887.46 · Maint...		51.68	-3,670.92
Credit Card Charge	06/21/2017	170622	887 Maintenance of ...	Budget	887.46 · Maint...		173.24	-3,844.16
Credit Card Charge	06/21/2017	170711	920 Administration ...	**American Ai...	920 · Administr...		490.21	-4,334.37
Credit Card Charge	06/22/2017	170710	920 Administration ...	Taco Asylum	920 · Administr...		79.15	-4,413.52
Credit Card Charge	06/25/2017	170710	921 Office Supplies	Walmart	6140 · Office c...		75.77	-4,489.29
Credit Card Credit	06/25/2017	170711	920 Administration ...	**American Ai...	920 · Administr...	9.72		-4,479.57

Navitas Utility Corporation
General Ledger
As of December 31, 2017

Type	Date	Num	Name	Memo	Split	Debit	Credit	Balance
Credit Card Charge	06/26/2017	170710	921 Office Supplies	Hickory Flat T...	6242 · Fuel		39.16	-4,518.73
Credit Card Charge	06/26/2017	170710	921 Office Supplies	Loves	6242 · Fuel		36.96	-4,555.69
Credit Card Charge	06/26/2017	170710	921 Office Supplies	Walmart	6140 · Office c...		6.54	-4,562.23
Credit Card Charge	06/26/2017	170711	921 Office Supplies	**Sunoco	6242 · Fuel		48.92	-4,611.15
Credit Card Charge	06/27/2017	170710	921 Office Supplies	Shell	6242 · Fuel		25.40	-4,636.55
Credit Card Charge	06/27/2017	170710	921 Office Supplies	Flying J	6242 · Fuel		38.56	-4,675.11
Credit Card Charge	06/27/2017	170710	921 Office Supplies	Shell	6242 · Fuel		21.88	-4,696.99
Credit Card Charge	06/28/2017	170710	921 Office Supplies	Love's	6242 · Fuel		59.09	-4,756.08
Credit Card Charge	06/28/2017	170710	921 Office Supplies	Good2Go	6242 · Fuel		60.02	-4,816.10
Credit Card Charge	06/28/2017	170710	921 Office Supplies	Shell	6242 · Fuel		68.11	-4,884.21
Credit Card Charge	06/28/2017	170710	903 Customer Reco...	Binger Tag	6410 · Lic, per...		73.80	-4,958.01
Credit Card Charge	06/28/2017	170711	921 Office Supplies	**Farmers Coop	6242 · Fuel		49.77	-5,007.78
Credit Card Charge	06/29/2017	170710	921 Office Supplies	Needles Gas	6242 · Fuel		76.44	-5,084.22
Credit Card Charge	06/29/2017	170710	921 Office Supplies	Chevron	6242 · Fuel		56.23	-5,140.45
Credit Card Charge	06/29/2017	170711	921 Office Supplies	**Pilot	6242 · Fuel		31.47	-5,171.92
Check	07/13/2017	ACH	Bank 7 Credit Cards		1107 · Checkin...	5,171.92		0.00
Credit Card Charge	07/17/2017	170725	921 Office Supplies	Shell	6242 · Fuel		85.00	-85.00
Credit Card Charge	07/20/2017	170725	921 Office Supplies	Ganahl Lumber	6140 · Office c...		15.88	-100.88
Credit Card Charge	07/21/2017	170725	921 Office Supplies	Lowe's	6140 · Office c...		58.68	-159.56
Credit Card Charge	07/23/2017	170725	921 Office Supplies	Harbor Freight	6140 · Office c...		47.87	-207.43
Credit Card Charge	07/23/2017	170725	921 Office Supplies	Walmart	6140 · Office c...		134.34	-341.77
Credit Card Charge	07/24/2017	170725	921 Office Supplies	Harbor Freight	6140 · Office c...		272.55	-614.32
Credit Card Charge	07/25/2017	170727	921 Office Supplies	Walmart	6140 · Office c...		74.09	-688.41
General Journal	08/03/2017	170803		Annual Fee fo...	2273 · Joseph ...		49.00	-737.41
Credit Card Charge	08/10/2017	170811	921 Office Supplies	KellerHeartt	6140 · Office c...		54.95	-792.36
Credit Card Charge	08/22/2017	170822	CT Corporation	Navitas TNN...	6410 · Lic, per...		439.00	-1,231.36
Credit Card Charge	08/22/2017	170822	887 Maintenance of ...	American Airli...	887.46 · Maint...		553.35	-1,784.71
Credit Card Charge	08/29/2017	170911	921 Office Supplies	**Amazon	6140 · Office c...		51.36	-1,836.07
Credit Card Charge	08/30/2017	170908	887 Maintenance of ...	El Caporel	887.46 · Maint...		47.07	-1,883.14
Credit Card Charge	08/30/2017	170908	921 Office Supplies	Midway	921.28 · Office...		17.37	-1,900.51
Credit Card Charge	08/30/2017	170908	921 Office Supplies	Corner Store	921.28 · Office...		18.83	-1,919.34
Credit Card Charge	08/31/2017	170908	921 Office Supplies	Shell	921.28 · Office...		21.38	-1,940.72
Credit Card Charge	09/01/2017	170908	887 Maintenance of ...	Dollar	887.28 · Maint...		223.65	-2,164.37
Credit Card Charge	09/07/2017	170908	921 Office Supplies	Shell	6242 · Fuel		71.59	-2,235.96
Credit Card Charge	09/07/2017	170908	921 Office Supplies	Klingspor	6140 · Office c...		150.74	-2,386.70
Credit Card Charge	09/14/2017	171012	920 Administration ...	**Southwest	920 · Administr...		168.98	-2,555.68
Credit Card Charge	09/19/2017	170921	921 Office Supplies	Arco	6242 · Fuel		5.32	-2,561.00
Credit Card Charge	09/19/2017	171005	920 Administration ...	Dollar	920 · Administr...		71.99	-2,632.99
Check	09/28/2017	ACH	Bank 7 Credit Cards		1107 · Checkin...	2,632.99		0.00
Credit Card Charge	10/04/2017	171005	920 Administration ...	JS Gear	920 · Administr...		602.95	-602.95
Credit Card Charge	10/09/2017	171012	921 Office Supplies	Amazon	6140 · Office c...		45.84	-648.79
Credit Card Charge	10/09/2017	171113	921 Office Supplies	Amazon	6140 · Office c...		33.18	-681.97
Credit Card Charge	10/10/2017	171012	921 Office Supplies	Rocket Oil	6242 · Fuel		60.00	-741.97
Credit Card Charge	10/16/2017	171113	921 Office Supplies	**Sweet Basil	6140 · Office c...		44.37	-786.34
Credit Card Charge	10/19/2017	171025	921 Office Supplies	Shell	6242 · Fuel		74.85	-861.19
Credit Card Charge	10/20/2017	171025	921 Office Supplies	Shell	6242 · Fuel		43.58	-904.77
Credit Card Charge	10/24/2017	171025	921 Office Supplies	Orange Coast...	6140 · Office c...		15.40	-920.17
Credit Card Charge	10/24/2017	171113	921 Office Supplies	**Amazon	6140 · Office c...		64.67	-984.84
Credit Card Charge	10/25/2017	171025	921 Office Supplies	Orange Coast...	6140 · Office c...		17.82	-1,002.66

Navitas Utility Corporation
General Ledger
As of December 31, 2017

Type	Date	Num	Name	Memo	Split	Debit	Credit	Balance
Credit Card Charge	10/25/2017	171025	921 Office Supplies	Ganahl Lumber	6140 · Office c...		21.18	-1,023.84
Credit Card Charge	10/25/2017	171113	921 Office Supplies	Amazon	6140 · Office c...		83.25	-1,107.09
Credit Card Charge	10/25/2017	171113	921 Office Supplies	**Amazon	6140 · Office c...		62.99	-1,170.08
Credit Card Charge	10/25/2017	171113	921 Office Supplies	Amazon	6140 · Office c...		42.29	-1,212.37
Credit Card Charge	10/25/2017	171113	921 Office Supplies	Amazon	6140 · Office c...		93.87	-1,306.24
Credit Card Charge	10/26/2017	171113	921 Office Supplies	Amazon	6140 · Office c...		50.78	-1,357.02
Credit Card Charge	11/03/2017	171109	921 Office Supplies	Mar Vac	6140 · Office c...		64.71	-1,421.73
Credit Card Charge	11/03/2017	171109	921 Office Supplies	Mar Vac	6140 · Office c...		16.54	-1,438.27
Credit Card Charge	11/08/2017	171108	887 Maintenance of ...	American Airli...	887.16 · Maint...		723.60	-2,161.87
Credit Card Charge	11/08/2017	171109	921 Office Supplies	Home Depot	6140 · Office c...		14.49	-2,176.36
Credit Card Charge	11/08/2017	171109	921 Office Supplies	Tummy Stuffer	6140 · Office c...		22.87	-2,199.23
Check	11/14/2017	ACH	Bank 7 Credit Cards		1107 · Checkin...	2,199.23		0.00
Credit Card Charge	11/16/2017	171201	920 Administration ...	Shake Shack	920 · Administr...		25.24	-25.24
Credit Card Charge	11/17/2017	171201	921 Office Supplies	Industrail met...	6140 · Office c...		24.80	-50.04
Credit Card Charge	11/20/2017	171201	921 Office Supplies	Shell	6242 · Fuel		85.00	-135.04
Credit Card Charge	11/21/2017	171201	920 Administration ...	Sweet Basil	920 · Administr...		46.79	-181.83
Credit Card Charge	11/22/2017	171201	921 Office Supplies	Eastwood	6140 · Office c...		277.95	-459.78
Credit Card Charge	11/27/2017	171201	887 Maintenance of ...	United Airlines	887.46 · Maint...		358.80	-818.58
Credit Card Charge	11/27/2017	171201	887 Maintenance of ...	American Airli...	887.46 · Maint...		249.60	-1,068.18
Credit Card Charge	11/28/2017	171201	887 Maintenance of ...	El Tapatio Me...	887.16 · Maint...		26.69	-1,094.87
Credit Card Charge	11/29/2017	171201	921 Office Supplies	Pilot	6242 · Fuel		3.00	-1,097.87
Credit Card Charge	11/29/2017	171201	887 Maintenance of ...	Pizza Spot	887.16 · Maint...		27.11	-1,124.98
Credit Card Charge	12/01/2017	171201	UPS		6130 · Postage		15.00	-1,139.98
Credit Card Charge	12/04/2017	171204	921 Office Supplies	Kay Jewelers	6140 · Office c...		473.03	-1,613.01
Credit Card Charge	12/06/2017	171222	921 Office Supplies	OnCue	6242 · Fuel		31.41	-1,644.42
Credit Card Charge	12/06/2017	180118	921 Office Supplies	**Eastwood	6140 · Office c...		113.94	-1,758.36
Credit Card Charge	12/09/2017	171222	887 Maintenance of ...	United Airlines	887.46 · Maint...		179.00	-1,937.36
Credit Card Credit	12/10/2017	180118	887 Maintenance of ...	**United Arilin...	887.46 · Maint...	59.00		-1,878.36
Credit Card Charge	12/20/2017	171222	925 I/D Safety & Se...	Marriott	925 · I/D - Safe...		4,835.70	-6,714.06
Credit Card Charge	12/21/2017	171222	921 Office Supplies	J S Gear	6140 · Office c...		228.70	-6,942.76
Credit Card Charge	12/27/2017	180118	921 Office Supplies	**McMaster-C...	6140 · Office c...		120.89	-7,063.65
Credit Card Charge	12/28/2017	180118	921 Office Supplies	**Amazon	6140 · Office c...		44.50	-7,108.15
Credit Card Charge	12/29/2017	180118	921 Office Supplies	**Amazon	6140 · Office c...		271.30	-7,379.45
Credit Card Charge	12/31/2017	180118	921 Office Supplies	**Amazon	6140 · Office c...		18.90	-7,398.35
Total 2282 · Thomas Hartline 1008						19,126.22	26,467.33	-7,398.35

Navitas Utility Corporation
General Ledger
As of December 31, 2017

Type	Date	Num	Name	Memo	Split	Debit	Credit	Balance
2283 · Steven Yearwood 1388 - old 0810								-114.45
Credit Card Charge	01/05/2017	170117	887 Maintenance of ...	McDonalds	887.46 · Maint...		9.47	-123.92
Credit Card Charge	01/05/2017	170117	921 Office Supplies	Quiktrip	921.46 · Office...		51.00	-174.92
Credit Card Charge	01/05/2017	170117	921 Office Supplies	Quiktrip	921.46 · Office...		0.93	-175.85
Credit Card Charge	01/11/2017	170202	887 Maintenance of ...	The Water N ...	887.46 · Maint...		20.43	-196.28
Credit Card Charge	01/12/2017	170202	887 Maintenance of ...	Mr Joe's Grille	887.46 · Maint...		12.01	-208.29
Credit Card Charge	01/16/2017	170202	925 I/D Safety & Se...	Dr Aaron	925 · I/D - Safe...		120.00	-328.29
Credit Card Charge	01/17/2017	170202	921 Office Supplies	Asap	921.46 · Office...		95.00	-423.29
Credit Card Charge	01/22/2017	170202	874 Mains & Services	Harbor Freight	874.46 · Mains...		33.77	-457.06
Check	01/23/2017	ACH	Bank 7 Credit Cards		1107 · Checkin...	457.06		0.00
Credit Card Charge	01/24/2017	170202	887 Maintenance of ...	Mr Joes Grille	887.46 · Maint...		54.34	-54.34
Credit Card Charge	01/30/2017	170208	874 Mains & Services	Tractor Supply	874.46 · Mains...		198.68	-253.02
Credit Card Credit	01/30/2017	170208	874 Mains & Services	Tractor Supply	874.46 · Mains...	182.34		-70.68
Credit Card Charge	01/30/2017	170208	874 Mains & Services	Conoco	874.46 · Mains...		142.77	-213.45
Credit Card Charge	02/01/2017	170208	887 Maintenance of ...	Mr. Joe's Grille	887.46 · Maint...		16.10	-229.55
Credit Card Charge	02/02/2017	170208	887 Maintenance of ...	The Water N ...	887.46 · Maint...		20.32	-249.87
Credit Card Charge	02/03/2017	170208	887 Maintenance of ...	The Boars Nest	887.46 · Maint...		20.99	-270.86
Credit Card Charge	02/07/2017	170208	887 Maintenance of ...	El Charro	887.46 · Maint...		27.88	-298.74
Credit Card Charge	02/07/2017	170208	887 Maintenance of ...	George's	887.46 · Maint...		13.06	-311.80
Credit Card Charge	02/08/2017	170222	887 Maintenance of ...	Water N Hole	887.46 · Maint...		20.42	-332.22
Credit Card Charge	02/09/2017	170222	887 Maintenance of ...	Water N Hole	887.46 · Maint...		18.13	-350.35
Credit Card Charge	02/10/2017	170222	887 Maintenance of ...	Paupers Corner	887.46 · Maint...		9.24	-359.59
Check	02/17/2017	ACH	Bank 7 Credit Cards		1107 · Checkin...	359.59		0.00
Credit Card Charge	02/21/2017	170309	887 Maintenance of ...	Mr. Joe's Grille	887.46 · Maint...		30.59	-30.59
Credit Card Charge	02/28/2017	170309	887 Maintenance of ...	Mr. Joe's Grille	887.46 · Maint...		21.50	-52.09
Credit Card Charge	03/01/2017	170309	887 Maintenance of ...	Mr. Joe's Grille	887.46 · Maint...		10.70	-62.79
Credit Card Charge	03/02/2017	170309	887 Maintenance of ...	George's	887.46 · Maint...		15.75	-78.54
Credit Card Charge	03/03/2017	170309	887 Maintenance of ...	Mr. Joe's Grille	887.46 · Maint...		17.50	-96.04
Credit Card Charge	03/06/2017	170309	887 Maintenance of ...	Mr. Joe's Grille	887.46 · Maint...		18.19	-114.23
Credit Card Charge	03/06/2017	170309	921 Office Supplies	Sunnys	921.46 · Office...		39.32	-153.55
Credit Card Charge	03/07/2017	170309	887 Maintenance of ...	Mr. Joe's Grille	887.46 · Maint...		17.50	-171.05
Credit Card Charge	03/09/2017	170324	887 Maintenance of ...	Love's	887.46 · Maint...		9.98	-181.03
Credit Card Charge	03/09/2017	170410	887 Maintenance of ...	Love's	887.46 · Maint...		3.36	-184.39
Credit Card Charge	03/10/2017	170324	874 Mains & Services	Cummins	874.46 · Mains...		41.93	-226.32
Credit Card Charge	03/14/2017	170410	887 Maintenance of ...	Mr Joe's Grille	887.46 · Maint...		17.50	-243.82
Credit Card Charge	03/15/2017	170410	874 Mains & Services	Dollar General	874.46 · Mains...		9.36	-253.18
Credit Card Charge	03/16/2017	170410	887 Maintenance of ...	El Charro	887.46 · Maint...		12.63	-265.81
Check	03/28/2017	ACH	Bank 7 Credit Cards		1107 · Checkin...	265.81		0.00
Credit Card Charge	03/30/2017	170410	874 Mains & Services	Ace	874.46 · Mains...		117.69	-117.69
Credit Card Credit	03/30/2017	170410	874 Mains & Services	Ace	874.46 · Mains...	108.98		-8.71
Credit Card Charge	03/30/2017	170410	874 Mains & Services	Tractor Supply	874.46 · Mains...		261.58	-270.29
Credit Card Charge	04/05/2017	170410	887 Maintenance of ...	Mr. Joe's Grille	887.46 · Maint...		15.30	-285.59
Credit Card Charge	04/06/2017	170410	874 Mains & Services	Napa	874.46 · Mains...		6.88	-292.47
Credit Card Charge	04/06/2017	170410	887 Maintenance of ...	The Boar's Nest	887.46 · Maint...		18.88	-311.35
Credit Card Charge	04/07/2017	170410	874 Mains & Services	Redneck Trailer	874.46 · Mains...		125.34	-436.69
Credit Card Charge	04/07/2017	170410	874 Mains & Services	Quick Service	874.46 · Mains...		3.55	-440.24
Credit Card Charge	04/07/2017	170410	874 Mains & Services	Cannon Auto	874.46 · Mains...		21.88	-462.12
Credit Card Charge	04/07/2017	170410	887 Maintenance of ...	Braum's	887.46 · Maint...		14.21	-476.33
Credit Card Charge	04/07/2017	170410	874 Mains & Services	2 D Trailers	874.46 · Mains...		86.72	-563.05

Navitas Utility Corporation
General Ledger
As of December 31, 2017

Type	Date	Num	Name	Memo	Split	Debit	Credit	Balance
Credit Card Charge	04/21/2017	170505	887 Maintenance of ...	The Boars Nest	887.46 · Maint...		18.88	-581.93
Credit Card Charge	04/25/2017	170505	887 Maintenance of ...	Midwest Moto...	887.46 · Maint...		76.85	-658.78
Credit Card Charge	04/28/2017	170505	887 Maintenance of ...	Mr. Joe's Grille	887.46 · Maint...		18.34	-677.12
Check	05/01/2017	ACH	Bank 7 Credit Cards		1107 · Checkin...	677.12		0.00
Credit Card Charge	05/03/2017	170509	887 Maintenance of ...	Mr. Joe's Grille	887.46 · Maint...		16.38	-16.38
Credit Card Charge	05/04/2017	170509	887 Maintenance of ...	Mr. Joe's Grille	887.46 · Maint...		16.88	-33.26
Credit Card Charge	05/05/2017	170509	887 Maintenance of ...	Mr. Joe's Grille	887.46 · Maint...		16.40	-49.66
Credit Card Charge	05/05/2017	170509	874 Mains & Services	Ace	874.46 · Mains...		86.99	-136.65
Credit Card Charge	05/22/2017	170605	1308 Engine Parts	Zanes Auto R...	1308 · Engine ...		180.00	-316.65
Check	05/22/2017	ACH	Bank 7 Credit Cards		1107 · Checkin...	316.65		0.00
Credit Card Charge	05/31/2017	170605	874 Mains & Services	Dollar General	874.46 · Mains...		3.29	-3.29
Credit Card Charge	05/31/2017	170605	887 Maintenance of ...	Sunnys	887.46 · Maint...		40.51	-43.80
Credit Card Charge	05/31/2017	170615	874 Mains & Services	Phil's cycle & ...	874.46 · Mains...		91.70	-135.50
Credit Card Charge	06/01/2017	170605	874 Mains & Services	Walmart	874.46 · Mains...		5.32	-140.82
Credit Card Charge	06/02/2017	170615	874 Mains & Services	Amazon	874.46 · Mains...		43.79	-184.61
Credit Card Charge	06/06/2017	170615	887 Maintenance of ...	Mr Joe's Grille	887.46 · Maint...		16.39	-201.00
Credit Card Charge	06/07/2017	170615	887 Maintenance of ...	Mr Joe's Grille	887.46 · Maint...		17.50	-218.50
Credit Card Charge	06/08/2017	170615	874 Mains & Services	Walmart	874.46 · Mains...		81.62	-300.12
Credit Card Charge	06/08/2017	170615	921 Office Supplies	Love's	921.46 · Office...		41.66	-341.78
Credit Card Charge	06/08/2017	170615	887 Maintenance of ...	Pizza Hut	887.46 · Maint...		9.02	-350.80
Credit Card Charge	06/20/2017	170622	887 Maintenance of ...	Mr Joes Grille	887.46 · Maint...		21.85	-372.65
Credit Card Charge	06/22/2017	170622	921 Office Supplies	AT&T	6110 · Comm ...		191.20	-563.85
Credit Card Charge	06/22/2017	170622	921 Office Supplies	AT&T	6110 · Comm ...		113.99	-677.84
Credit Card Credit	06/22/2017	170622	921 Office Supplies	AT&T	6110 · Comm ...	43.60		-634.24
Credit Card Charge	07/05/2017	170725	887 Maintenance of ...	Mr Joes Grille	887.46 · Maint...		17.50	-651.74
Credit Card Charge	07/06/2017	170725	887 Maintenance of ...	The Boars Nest	887.46 · Maint...		23.00	-674.74
Credit Card Charge	07/11/2017	170725	887 Maintenance of ...	Mr Joes Grille	887.46 · Maint...		16.37	-691.11
Credit Card Charge	07/12/2017	170725	887 Maintenance of ...	Mr Joes Grille	887.46 · Maint...		17.48	-708.59
Credit Card Charge	07/13/2017	170725	887 Maintenance of ...	Mr Joes Grille	887.46 · Maint...		19.67	-728.26
Check	07/13/2017	ACH	Bank 7 Credit Cards		1107 · Checkin...	710.76		-17.50
Credit Card Charge	07/18/2017	170725	887 Maintenance of ...	Mr Joes Grille	887.46 · Maint...		19.67	-37.17
Credit Card Charge	07/19/2017	170725	874 Mains & Services	Redneck Trac...	874.46 · Mains...		190.84	-228.01
Credit Card Charge	07/20/2017	170802	887 Maintenance of ...	Mr Joes Grille	887.46 · Maint...		13.10	-241.11
Credit Card Charge	07/25/2017	170802	874 Mains & Services	Tractor Supply	874.46 · Mains...		81.73	-322.84
Credit Card Charge	07/27/2017	170802	887 Maintenance of ...	Mr Joes Grille	887.46 · Maint...		18.58	-341.42
Credit Card Charge	07/28/2017	170802	887 Maintenance of ...	Mr Joes Grille	887.46 · Maint...		17.50	-358.92
Credit Card Charge	07/31/2017	170802	887 Maintenance of ...	Monday's	887.46 · Maint...		7.21	-366.13
Credit Card Charge	07/31/2017	170802	887 Maintenance of ...	Freddy's	887.46 · Maint...		8.37	-374.50
Credit Card Charge	07/31/2017	170802	921 Office Supplies	EZ Go	921.46 · Office...		38.40	-412.90
Credit Card Charge	07/31/2017	170802	887 Maintenance of ...	Motel 6	887.46 · Maint...		51.24	-464.14
Credit Card Charge	08/01/2017	170802	887 Maintenance of ...	Simple Simon's	887.46 · Maint...		7.72	-471.86
Credit Card Charge	08/01/2017	170802	921 Office Supplies	Quiktrip	921.46 · Office...		28.08	-499.94
Credit Card Charge	08/01/2017	170802	921 Office Supplies	Shell	921.46 · Office...		40.51	-540.45
General Journal	08/03/2017	170803		Annual Fee fo...	2273 · Joseph ...		49.00	-589.45
Credit Card Charge	08/07/2017	170816	887 Maintenance of ...	Mr Joes Grille	887.46 · Maint...		30.58	-620.03
Credit Card Charge	08/08/2017	170816	887 Maintenance of ...	Mr Joes Grille	887.46 · Maint...		35.69	-655.72
Credit Card Charge	08/09/2017	170816	887 Maintenance of ...	Love's	887.46 · Maint...		24.08	-679.80
Credit Card Charge	08/10/2017	170816	887 Maintenance of ...	Mr Joes Grille	887.46 · Maint...		29.05	-708.85
Credit Card Charge	08/10/2017	170816	921 Office Supplies	Sunny's	921.46 · Office...		38.91	-747.76

Navitas Utility Corporation
General Ledger
As of December 31, 2017

Type	Date	Num	Name	Memo	Split	Debit	Credit	Balance
Credit Card Charge	08/11/2017	170816	887 Maintenance of ...	Mr Joes Grille	887.46 · Maint...		30.32	-778.08
Credit Card Charge	08/14/2017	170822	887 Maintenance of ...	IHOP	887.46 · Maint...		22.77	-800.85
Credit Card Charge	08/14/2017	170822	921 Office Supplies	EZ Go	921.46 · Office...		26.89	-827.74
Credit Card Charge	08/15/2017	170822	887 Maintenance of ...	Rib Crib	887.46 · Maint...		31.18	-858.92
Credit Card Charge	08/16/2017	170822	887 Maintenance of ...	Days Inn	887.46 · Maint...		142.38	-1,001.30
Credit Card Charge	08/16/2017	170822	887 Maintenance of ...	Days Inn	887.46 · Maint...		142.38	-1,143.68
Credit Card Charge	08/16/2017	170822	887 Maintenance of ...	Simple Simon...	887.46 · Maint...		15.44	-1,159.12
Credit Card Charge	08/16/2017	170822	921 Office Supplies	QuikTrip	921.46 · Office...		39.56	-1,198.68
Credit Card Charge	08/16/2017	170822	921 Office Supplies	Shell	921.46 · Office...		49.45	-1,248.13
Credit Card Charge	08/21/2017	170822	874 Mains & Services	IdentoGO	874.46 · Mains...		86.50	-1,334.63
Credit Card Charge	08/22/2017	170822	874 Mains & Services	Cummins	874.46 · Mains...		142.50	-1,477.13
Credit Card Charge	08/28/2017	170908	921 Office Supplies	CTS	921.28 · Office...		20.83	-1,497.96
Credit Card Charge	08/28/2017	170908	887 Maintenance of ...	Sub	887.28 · Maint...		7.48	-1,505.44
Credit Card Charge	08/29/2017	170908	887 Maintenance of ...	Randys Smok...	887.28 · Maint...		35.63	-1,541.07
Credit Card Charge	08/30/2017	170908	921 Office Supplies	Shell	921.28 · Office...		48.59	-1,589.66
Credit Card Charge	08/30/2017	170908	887 Maintenance of ...	New Boston ...	887.28 · Maint...		17.53	-1,607.19
Credit Card Charge	08/30/2017	170908	887 Maintenance of ...	Quick Stop	887.28 · Maint...		5.37	-1,612.56
Credit Card Charge	08/31/2017	170908	921 Office Supplies	Corner Store	921.28 · Office...		39.40	-1,651.96
Credit Card Charge	08/31/2017	170908	921 Office Supplies	PWI	921.28 · Office...		24.54	-1,676.50
Credit Card Charge	08/31/2017	170908	887 Maintenance of ...	Toby Keith's	887.28 · Maint...		51.50	-1,728.00
Credit Card Charge	08/31/2017	170908	921 Office Supplies	Quick Stop	921.28 · Office...		13.14	-1,741.14
Credit Card Charge	09/07/2017	170912	874 Mains & Services	Cowboy UP	874.46 · Mains...		854.75	-2,595.89
Credit Card Charge	09/08/2017	170919	887 Maintenance of ...	George's	887.46 · Maint...		8.81	-2,604.70
Credit Card Charge	09/14/2017	170919	887 Maintenance of ...	Love's	887.46 · Maint...		9.98	-2,614.68
Credit Card Charge	09/15/2017	170919	887 Maintenance of ...	Mr Joes Grille	887.46 · Maint...		20.53	-2,635.21
Credit Card Charge	09/18/2017	170919	874 Mains & Services	54 Truck Stop	874.46 · Mains...		30.00	-2,665.21
Credit Card Charge	09/19/2017	170921	874 Mains & Services	54 Truck Stop	874.46 · Mains...		60.00	-2,725.21
Credit Card Charge	09/20/2017	171005	887 Maintenance of ...	Mr Joes Grille	887.46 · Maint...		19.69	-2,744.90
Credit Card Charge	09/20/2017	171005	874 Mains & Services	54 Truck Stop	874.46 · Mains...		60.00	-2,804.90
Credit Card Charge	09/20/2017	171005	921 Office Supplies	Sunnys	921.46 · Office...		74.34	-2,879.24
Credit Card Charge	09/21/2017	171005	887 Maintenance of ...	Mr Joes Grille	887.46 · Maint...		12.02	-2,891.26
Credit Card Charge	09/23/2017	170927	874 Mains & Services	Harbor Freight	874.46 · Mains...		205.87	-3,097.13
Check	09/28/2017	ACH	Bank 7 Credit Cards		1107 · Checkin...	3,097.13		0.00
Credit Card Charge	10/11/2017	171109	887 Maintenance of ...	Mr Joes Grille	887.46 · Maint...		15.29	-15.29
Credit Card Charge	10/17/2017	171109	887 Maintenance of ...	Love's	887.46 · Maint...		13.13	-28.42
Credit Card Charge	11/07/2017	171109	805 Other Gas Purc...	ASAP	805.46 · Other ...		75.66	-104.08
Credit Card Charge	11/09/2017	171109	805 Other Gas Purc...	ASAP	805.46 · Other ...		95.00	-199.08
Credit Card Charge	11/09/2017	171109	805 Other Gas Purc...	ASAP	805.46 · Other ...		138.32	-337.40
Credit Card Charge	11/14/2017	171208	887 Maintenance of ...	Chinese	887.46 · Maint...		9.85	-347.25
Credit Card Charge	11/14/2017	171208	921 Office Supplies	Loves	921.46 · Office...		37.16	-384.41
Check	11/14/2017	ACH	Bank 7 Credit Cards		1107 · Checkin...	384.41		0.00
Credit Card Charge	11/15/2017	171208	887 Maintenance of ...	Motel 6	887.46 · Maint...		51.24	-51.24
Credit Card Charge	11/15/2017	171208	887 Maintenance of ...	Subway	887.46 · Maint...		12.46	-63.70
Credit Card Charge	11/15/2017	171208	887 Maintenance of ...	Braums	887.46 · Maint...		6.08	-69.78
Credit Card Charge	11/15/2017	171208	921 Office Supplies	OneCue	921.46 · Office...		41.15	-110.93
Credit Card Charge	11/15/2017	171208	921 Office Supplies	ASAP	921.46 · Office...		34.88	-145.81
Credit Card Charge	12/13/2017	171222	887 Maintenance of ...	Georges	887.46 · Maint...		7.83	-153.64
Credit Card Charge	12/18/2017	171222	887 Maintenance of ...	Ramona Grill	887.46 · Maint...		9.81	-163.45
Credit Card Charge	12/18/2017	171222	921 Office Supplies	EZ Go	921.46 · Office...		30.67	-194.12

Navitas Utility Corporation
General Ledger
As of December 31, 2017

Type	Date	Num	Name	Memo	Split	Debit	Credit	Balance
Credit Card Charge	12/19/2017	171222	887 Maintenance of ...	Braum's	887.46 · Maint...		6.08	-200.20
Credit Card Charge	12/19/2017	171222	887 Maintenance of ...	IHOP	887.46 · Maint...		12.50	-212.70
Credit Card Charge	12/19/2017	171222	921 Office Supplies	Love's	921.46 · Office...		39.14	-251.84
Credit Card Charge	12/19/2017	171222	921 Office Supplies	Quiktrip	921.46 · Office...		38.02	-289.86
Credit Card Charge	12/20/2017	171222	887 Maintenance of ...	Motel 6	887.46 · Maint...		153.72	-443.58
Credit Card Credit	12/21/2017	180118	887 Maintenance of ...	Motel 6	887.46 · Maint...	51.24		-392.34
Total 2283 · Steven Yearwood 1388 - old 0810						6,654.69	6,932.58	-392.34
2284 · Sam Crenshaw 0802								0.00
Credit Card Charge	07/13/2017	170713	874 Mains & Services	Dollar General	874.46 · Mains...		11.50	-11.50
Check	07/13/2017	ACH	Bank 7 Credit Cards		1107 · Checkin...	11.50		0.00
Credit Card Charge	07/19/2017	170814	874 Mains & Services	**Dollar Gene...	874.46 · Mains...		7.50	-7.50
General Journal	08/03/2017	170803		Annual Fee fo...	2273 · Joseph ...		49.00	-56.50
Check	09/28/2017	ACH	Bank 7 Credit Cards		1107 · Checkin...	56.50		0.00
Total 2284 · Sam Crenshaw 0802						68.00	68.00	0.00
2285 · Jeff Fogle 0745								0.00
Credit Card Charge	01/27/2017	170202	921 Office Supplies	Asap	921.46 · Office...		25.50	-25.50
Credit Card Charge	02/15/2017	170309	921 Office Supplies	US Cellular	6110 · Comm ...		59.81	-85.31
Check	02/17/2017	ACH	Bank 7 Credit Cards		1107 · Checkin...	85.31		0.00
Credit Card Charge	03/09/2017	170309	874 Mains & Services	Dollar General	874.46 · Mains...		36.26	-36.26
Credit Card Charge	03/09/2017	170309	874 Mains & Services	Atwoods	874.46 · Mains...		222.22	-258.48
Credit Card Charge	03/09/2017	170309	874 Mains & Services	Tractor Supply	874.46 · Mains...		65.32	-323.80
Check	03/28/2017	ACH	Bank 7 Credit Cards		1107 · Checkin...	323.80		0.00
Credit Card Charge	05/23/2017	170615	887 Maintenance of ...	United Rentals	887.46 · Maint...		156.03	-156.03
Credit Card Charge	05/31/2017	170605	874 Mains & Services	Dollar General	874.46 · Mains...		32.67	-188.70
Credit Card Charge	06/09/2017	170620	874 Mains & Services	Dollar General	874.46 · Mains...		49.01	-237.71
Credit Card Charge	06/09/2017	170620	874 Mains & Services	Monday's	874.46 · Mains...		24.44	-262.15
Credit Card Charge	06/30/2017	170711	874 Mains & Services	Tractor Supply	874.46 · Mains...		59.88	-322.03
Credit Card Charge	07/07/2017	170711	874 Mains & Services	Dollar General	874.46 · Mains...		43.56	-365.59
Credit Card Charge	07/10/2017	170711	921 Office Supplies	Dollar General	921.46 · Office...		13.07	-378.66
Credit Card Charge	07/11/2017	170711	921 Office Supplies	Simple Simon...	921.46 · Office...		49.08	-427.74
Check	07/13/2017	ACH	Bank 7 Credit Cards		1107 · Checkin...	427.74		0.00
Credit Card Charge	07/18/2017	170725	874 Mains & Services	Monday's	874.46 · Mains...		24.03	-24.03
Credit Card Charge	08/01/2017	170811	874 Mains & Services	Dollar General	874.46 · Mains...		27.23	-51.26
General Journal	08/03/2017	170803		Annual Fee fo...	2273 · Joseph ...		49.00	-100.26
Credit Card Charge	08/15/2017	170816	874 Mains & Services	Dollar General	874.46 · Mains...		26.84	-127.10
Credit Card Charge	08/28/2017	170829	874 Mains & Services	Dollar General	874.46 · Mains...		31.53	-158.63
Credit Card Charge	09/13/2017	170921	874 Mains & Services	Dollar General	874.46 · Mains...		32.67	-191.30
Credit Card Charge	09/13/2017	170921	874 Mains & Services	Lowe's	874.46 · Mains...		255.86	-447.16
Check	09/28/2017	ACH	Bank 7 Credit Cards		1107 · Checkin...	447.16		0.00
Credit Card Charge	10/10/2017	171025	874 Mains & Services	Dollar General	874.46 · Mains...		8.16	-8.16
Credit Card Charge	10/24/2017	171025	874 Mains & Services	Food Pyramid	874.46 · Mains...		31.53	-39.69
Credit Card Charge	10/25/2017	171026	874 Mains & Services	Lowe's	874.46 · Mains...		123.82	-163.51

Navitas Utility Corporation
General Ledger
As of December 31, 2017

Type	Date	Num	Name	Memo	Split	Debit	Credit	Balance
Check	11/14/2017	ACH	Bank 7 Credit Cards		1107 · Checkin...	163.51		0.00
Credit Card Charge	12/11/2017	180118	874 Mains & Services	Truck Traits	874.46 · Mains...		770.35	-770.35
Total 2285 · Jeff Fogle 0745						1,447.52	2,217.87	-770.35
2286 · Darrel Gregory 0737								0.00
Credit Card Charge	02/22/2017	170224	921 Office Supplies	Dollar General	6140 · Office c...		43.29	-43.29
Check	03/28/2017	ACH	Bank 7 Credit Cards		1107 · Checkin...	43.29		0.00
Credit Card Charge	04/07/2017	170421	874 Mains & Services	Tractor Supply	874.46 · Mains...		27.35	-27.35
Credit Card Charge	04/19/2017	170421	887 Maintenance of ...	Rib Crib	887.46 · Maint...		16.85	-44.20
Credit Card Charge	04/19/2017	170421	887 Maintenance of ...	Pete's of Dew...	887.46 · Maint...		4.78	-48.98
Credit Card Charge	04/19/2017	170421	921 Office Supplies	Pete's	921.46 · Office...		55.00	-103.98
Credit Card Charge	04/19/2017	170421	1302 System Parts	Lowe's	-SPLIT-		40.17	-144.15
Credit Card Charge	04/20/2017	170421	887 Maintenance of ...	Woodshed	887.46 · Maint...		8.33	-152.48
Credit Card Charge	04/20/2017	170427	887 Maintenance of ...	Marriott	887.46 · Maint...		118.46	-270.94
Check	05/01/2017	ACH	Bank 7 Credit Cards		1107 · Checkin...	270.94		0.00
Credit Card Charge	05/08/2017	170509	921 Office Supplies	Walmart	6140 · Office c...		48.11	-48.11
Check	05/22/2017	ACH	Bank 7 Credit Cards		1107 · Checkin...	48.11		0.00
Credit Card Charge	06/27/2017	170710	874 Mains & Services	Walmart	874.46 · Mains...		36.76	-36.76
Check	07/13/2017	ACH	Bank 7 Credit Cards		1107 · Checkin...	36.76		0.00
General Journal	08/03/2017	170803		Annual Fee fo...	2273 · Joseph ...		49.00	-49.00
Credit Card Charge	08/16/2017	170822	874 Mains & Services	Tractor Supply	874.46 · Mains...		4.57	-53.57
Credit Card Charge	08/16/2017	170822	874 Mains & Services	Walmart	874.46 · Mains...		41.01	-94.58
Credit Card Charge	08/30/2017	170908	921 Office Supplies	Dollar General	6140 · Office c...		10.89	-105.47
Credit Card Charge	09/07/2017	170907	874 Mains & Services	Ditch Witch	874.46 · Mains...		388.79	-494.26
Check	09/28/2017	ACH	Bank 7 Credit Cards		1107 · Checkin...	494.26		0.00
Credit Card Charge	10/17/2017	171018	United States Postal...	Eakly PO	6130 · Postage		8.50	-8.50
Credit Card Charge	11/02/2017	171109	United States Postal...	Eakly PO	6130 · Postage		468.18	-476.68
Check	11/14/2017	ACH	Bank 7 Credit Cards		1107 · Checkin...	476.68		0.00
Credit Card Charge	11/15/2017	171201	921 Office Supplies	Walmart	6140 · Office c...		37.92	-37.92
Credit Card Charge	12/06/2017	171208	874 Mains & Services	Gregory Tire ...	874.46 · Mains...		388.25	-426.17
Credit Card Charge	12/11/2017	180118	921 Office Supplies	Shell	921.46 · Office...		68.50	-494.67
Total 2286 · Darrel Gregory 0737						1,370.04	1,864.71	-494.67
2287 · Don Hartline 0828								0.00
Total 2287 · Don Hartline 0828								0.00

Navitas Utility Corporation
General Ledger
As of December 31, 2017

Type	Date	Num	Name	Memo	Split	Debit	Credit	Balance
2288 · Kevin Pearcy 0869								-89.60
Credit Card Charge	01/01/2017	170119	921 Office Supplies	Shell	921.15 · Office...		43.11	-132.71
Credit Card Charge	01/01/2017	170119	887 Maintenance of ...	McDonalds	887.15 · Maint...		3.84	-136.55
Credit Card Charge	01/02/2017	170119	887 Maintenance of ...	Baymont - Litt...	887.15 · Maint...		88.53	-225.08
Credit Card Charge	01/02/2017	170119	874 Mains & Services	Lowe's	874.15 · Mains...		160.68	-385.76
Credit Card Charge	01/02/2017	170119	921 Office Supplies	Love's	921.15 · Office...		49.74	-435.50
Credit Card Charge	01/02/2017	170119	921 Office Supplies	Delta	921.15 · Office...		37.48	-472.98
Credit Card Charge	01/02/2017	170119	887 Maintenance of ...	Chick-fil-A	887.15 · Maint...		8.18	-481.16
Credit Card Charge	01/02/2017	170119	887 Maintenance of ...	Subway	887.15 · Maint...		5.01	-486.17
Credit Card Charge	01/03/2017	170119	887 Maintenance of ...	Days Inn - Kn...	887.15 · Maint...		64.48	-550.65
Credit Card Charge	01/03/2017	170119	874 Mains & Services	Albany Plumb...	874.15 · Mains...		6.32	-556.97
Credit Card Charge	01/03/2017	170119	887 Maintenance of ...	Lee's	887.15 · Maint...		6.75	-563.72
Credit Card Charge	01/03/2017	170119	887 Maintenance of ...	Arby's	887.15 · Maint...		18.86	-582.58
Credit Card Charge	01/04/2017	170119	874 Mains & Services	Albany Buildi...	874.15 · Mains...		7.67	-590.25
Credit Card Charge	01/04/2017	170119	887 Maintenance of ...	Dragon Garden	887.15 · Maint...		12.28	-602.53
Credit Card Charge	01/05/2017	170119	887 Maintenance of ...	Baymont - Alb...	887.15 · Maint...		208.70	-811.23
Credit Card Charge	01/05/2017	170119	874 Mains & Services	Albany Buildi...	874.15 · Mains...		6.35	-817.58
Credit Card Charge	01/05/2017	170119	921 Office Supplies	Shell	921.15 · Office...		51.48	-869.06
Credit Card Charge	01/05/2017	170119	887 Maintenance of ...	Popeyes	887.15 · Maint...		7.35	-876.41
Credit Card Charge	01/05/2017	170119	887 Maintenance of ...	Subway	887.15 · Maint...		7.91	-884.32
Credit Card Charge	01/05/2017	170119	887 Maintenance of ...	Junction Station	887.15 · Maint...		10.01	-894.33
Credit Card Charge	01/06/2017	170119	887 Maintenance of ...	Baymont - Ja...	887.16 · Maint...		76.29	-970.62
Credit Card Charge	01/06/2017	170119	921 Office Supplies	Pilot	921.15 · Office...		39.35	-1,009.97
Credit Card Charge	01/06/2017	170119	921 Office Supplies	Highland Expr...	921.15 · Office...		42.99	-1,052.96
Credit Card Charge	01/06/2017	170119	921 Office Supplies	Shell	921.15 · Office...		31.15	-1,084.11
Credit Card Charge	01/06/2017	170119	887 Maintenance of ...	LJS	887.15 · Maint...		10.74	-1,094.85
Credit Card Charge	01/06/2017	170119	887 Maintenance of ...	McDonalds	887.15 · Maint...		4.54	-1,099.39
Credit Card Charge	01/11/2017	170202	921 Office Supplies	Asap	6242 · Fuel		51.85	-1,151.24
Credit Card Charge	01/16/2017	170210	FedEx		6130 · Postage		25.87	-1,177.11
Credit Card Charge	01/18/2017	170119	903 Customer Reco...	Binger Tag A...	6410 · Lic, per...		1,503.68	-2,680.79
Credit Card Charge	01/19/2017	170202	921 Office Supplies	Walmart	6140 · Office c...		61.71	-2,742.50
Check	01/23/2017	ACH	Bank 7 Credit Cards		1107 · Checkin...	2,742.50		0.00
Credit Card Charge	01/24/2017	170202	921 Office Supplies	Love's	6242 · Fuel		51.54	-51.54
Credit Card Charge	01/24/2017	170210	FedEx		6130 · Postage		15.63	-67.17
Credit Card Charge	02/01/2017	170221	874 Mains & Services	Amazon	874.46 · Mains...		233.98	-301.15
Credit Card Charge	02/07/2017	170309	FedEx		6130 · Postage		42.08	-343.23
Credit Card Charge	02/10/2017	170213	874 Mains & Services	O'Reilly	874.46 · Mains...		24.08	-367.31
Credit Card Charge	02/10/2017	170213	874 Mains & Services	Atwoods	874.46 · Mains...		48.07	-415.38
Credit Card Charge	02/10/2017	170213	887 Maintenance of ...	LJS	887.46 · Maint...		9.72	-425.10
Credit Card Charge	02/13/2017	170309	FedEx		6130 · Postage		79.79	-504.89
Credit Card Charge	02/14/2017	170221	874 Mains & Services	HillBilly Tire	-SPLIT-		318.94	-823.83
Credit Card Charge	02/16/2017	170221	887 Maintenance of ...	Gold River	887.46 · Maint...		29.36	-853.19
Credit Card Charge	02/16/2017	170221	874 Mains & Services	Amazon	874.46 · Mains...		191.75	-1,044.94
Credit Card Charge	02/16/2017	170221	874 Mains & Services	Amazon	874.46 · Mains...		14.21	-1,059.15
Check	02/17/2017	ACH	Bank 7 Credit Cards		1107 · Checkin...	1,059.15		0.00
Credit Card Charge	02/21/2017	170308	887 Maintenance of ...	Toby Keith's	887.46 · Maint...		17.44	-17.44
Credit Card Charge	02/21/2017	170308	887 Maintenance of ...	LJS	887.46 · Maint...		9.95	-27.39
Credit Card Charge	02/21/2017	170308	921 Office Supplies	Gas Mart	6242 · Fuel		35.96	-63.35
Credit Card Charge	02/22/2017	170308	887 Maintenance of ...	Catfish King	887.46 · Maint...		19.01	-82.36

Navitas Utility Corporation
General Ledger
As of December 31, 2017

Type	Date	Num	Name	Memo	Split	Debit	Credit	Balance
Credit Card Charge	02/22/2017	170308	887 Maintenance of ...	Subway	887.46 · Maint...		9.53	-91.89
Credit Card Charge	02/22/2017	170308	921 Office Supplies	Quikstop	6242 · Fuel		31.14	-123.03
Credit Card Charge	02/22/2017	170308	874 Mains & Services	Quikstop	874.46 · Mains...		3.22	-126.25
Credit Card Charge	02/23/2017	170308	887 Maintenance of ...	Dairy Queen	887.46 · Maint...		7.12	-133.37
Credit Card Charge	02/23/2017	170308	887 Maintenance of ...	Braum's	887.46 · Maint...		6.63	-140.00
Credit Card Charge	02/23/2017	170308	921 Office Supplies	Shell	6242 · Fuel		42.94	-182.94
Credit Card Charge	02/23/2017	170308	887 Maintenance of ...	Days Inn - Te...	887.46 · Maint...		138.58	-321.52
Credit Card Charge	03/02/2017	170411	887 Maintenance of ...	**Meeks	887.46 · Maint...		33.18	-354.70
Credit Card Charge	03/08/2017	170321	921 Office Supplies	Amazon	6140 · Office c...		7.40	-362.10
Credit Card Charge	03/20/2017	170410	903 Customer Reco...	Carnegie Tag	6410 · Lic, per...		374.13	-736.23
Credit Card Charge	03/21/2017	170321	FedEx		6130 · Postage		17.24	-753.47
Credit Card Charge	03/24/2017	170411	874 Mains & Services	Ace	874.46 · Mains...		39.23	-792.70
Credit Card Charge	03/27/2017	170410	887 Maintenance of ...	Love's	887.46 · Maint...		6.56	-799.26
Credit Card Charge	03/27/2017	170410	887 Maintenance of ...	Billy Sims	887.46 · Maint...		10.99	-810.25
Credit Card Charge	03/27/2017	170410	921 Office Supplies	Love's	6242 · Fuel		50.30	-860.55
Credit Card Charge	03/27/2017	170321	FedEx		6130 · Postage		44.97	-905.52
Credit Card Charge	03/27/2017	170321	921 Office Supplies	Amazon	6140 · Office c...		79.60	-985.12
Credit Card Charge	03/28/2017	170410	887 Maintenance of ...	LJS	887.46 · Maint...		7.38	-992.50
Credit Card Charge	03/28/2017	170410	887 Maintenance of ...	Dairy Queen	887.46 · Maint...		10.65	-1,003.15
Credit Card Charge	03/28/2017	170410	874 Mains & Services	Huston-Depue	874.46 · Mains...		126.42	-1,129.57
Check	03/28/2017	ACH	Bank 7 Credit Cards		1107 · Checkin...	1,129.57		0.00
Credit Card Charge	03/29/2017	170410	887 Maintenance of ...	Wyndham	887.46 · Maint...		155.94	-155.94
Credit Card Charge	03/29/2017	170410	887 Maintenance of ...	Subway	887.46 · Maint...		11.96	-167.90
Credit Card Charge	03/29/2017	170410	887 Maintenance of ...	Dairy Queen	887.46 · Maint...		10.00	-177.90
Credit Card Charge	03/29/2017	170410	874 Mains & Services	The Home De...	874.46 · Mains...		18.34	-196.24
Credit Card Charge	03/29/2017	170410	921 Office Supplies	Shell	6242 · Fuel		46.14	-242.38
Credit Card Charge	03/31/2017	170410	887 Maintenance of ...	Rib Crib	887.46 · Maint...		36.54	-278.92
Credit Card Charge	03/31/2017	170410	887 Maintenance of ...	Ramona Casino	887.46 · Maint...		13.24	-292.16
Credit Card Charge	03/31/2017	170410	921 Office Supplies	Quiktrip	6242 · Fuel		38.28	-330.44
Credit Card Credit	04/11/2017	170411	874 Mains & Services	Ace	874.46 · Mains...	39.23		-291.21
Credit Card Charge	04/11/2017	170411	921 Office Supplies	Walmart	6140 · Office c...		98.03	-389.24
Credit Card Charge	04/13/2017	170419	874 Mains & Services	Auto Supply	874.46 · Mains...		569.32	-958.56
Credit Card Charge	04/18/2017	170420	887 Maintenance of ...	Mr Joe's Grille	887.46 · Maint...		23.36	-981.92
Credit Card Charge	04/19/2017	170420	887 Maintenance of ...	Mr Joe's Grille	887.46 · Maint...		32.25	-1,014.17
Credit Card Charge	04/19/2017	170420	921 Office Supplies	Tosh's F-Stop	6242 · Fuel		43.39	-1,057.56
Credit Card Charge	04/21/2017	170509	903 Customer Reco...	Weatherford ...	6410 · Lic, per...		110.19	-1,167.75
Credit Card Charge	04/25/2017	170427	874 Mains & Services	Atwoods	874.46 · Mains...		109.16	-1,276.91
Credit Card Charge	04/25/2017	170427	887 Maintenance of ...	Billy Sims	887.46 · Maint...		15.31	-1,292.22
Credit Card Charge	04/25/2017	170427	921 Office Supplies	Circle K	6242 · Fuel		40.73	-1,332.95
Credit Card Charge	04/25/2017	170505	874 Mains & Services	Redneck Trailer	874.46 · Mains...		259.44	-1,592.39
Credit Card Charge	04/28/2017	170505	874 Mains & Services	Atwoods	874.46 · Mains...		142.34	-1,734.73
Credit Card Charge	04/28/2017	170505	874 Mains & Services	Amazon	874.46 · Mains...		159.66	-1,894.39
Check	05/01/2017	ACH	Bank 7 Credit Cards		1107 · Checkin...	1,894.39		0.00
Credit Card Charge	05/02/2017	170509	887 Maintenance of ...	LJS	887.46 · Maint...		12.41	-12.41
Credit Card Charge	05/02/2017	170509	887 Maintenance of ...	Dairy Queen	887.46 · Maint...		8.27	-20.68
Credit Card Charge	05/02/2017	170509	921 Office Supplies	Shell	6242 · Fuel		35.49	-56.17
Credit Card Charge	05/02/2017	170509	921 Office Supplies	The Arrow	6242 · Fuel		50.25	-106.42
Credit Card Charge	05/03/2017	170509	874 Mains & Services	Express Lube	874.46 · Mains...		75.22	-181.64
Credit Card Charge	05/03/2017	170509	887 Maintenance of ...	Wyndham	887.46 · Maint...		77.97	-259.61

Navitas Utility Corporation
General Ledger
As of December 31, 2017

Type	Date	Num	Name	Memo	Split	Debit	Credit	Balance
Credit Card Charge	05/03/2017	170509	887 Maintenance of ...	Subway	887.46 · Maint...		11.10	-270.71
Credit Card Charge	05/04/2017	170509	887 Maintenance of ...	Pizza Hut	887.46 · Maint...		31.19	-301.90
Credit Card Charge	05/05/2017	170509	874 Mains & Services	Lowe's	874.46 · Mains...		6.45	-308.35
Credit Card Charge	05/08/2017	170510	874 Mains & Services	HillBilly Tire	-SPLIT-		281.10	-589.45
Credit Card Charge	05/14/2017	170526	887 Maintenance of ...	Comache Nat...	887.28 · Maint...		53.50	-642.95
Credit Card Charge	05/14/2017	170526	887 Maintenance of ...	McDonalds	887.28 · Maint...		4.21	-647.16
Credit Card Charge	05/14/2017	170526	887 Maintenance of ...	Kwik Pick	887.28 · Maint...		37.19	-684.35
Credit Card Charge	05/15/2017	170526	887 Maintenance of ...	Walmart	887.28 · Maint...		30.94	-715.29
Credit Card Charge	05/15/2017	170526	887 Maintenance of ...	Dairy Queen	887.28 · Maint...		7.77	-723.06
Credit Card Charge	05/15/2017	170526	887 Maintenance of ...	Subway	887.28 · Maint...		8.41	-731.47
Credit Card Charge	05/16/2017	170526	887 Maintenance of ...	Chik-fil-A	887.28 · Maint...		7.03	-738.50
Credit Card Charge	05/16/2017	170526	887 Maintenance of ...	PWI	887.28 · Maint...		47.56	-786.06
Credit Card Charge	05/17/2017	170526	887 Maintenance of ...	Burger King	887.28 · Maint...		7.57	-793.63
Credit Card Charge	05/17/2017	170526	887 Maintenance of ...	Catfish King	887.28 · Maint...		11.66	-805.29
Credit Card Charge	05/17/2017	170526	887 Maintenance of ...	Lowe's	887.28 · Maint...		23.02	-828.31
Credit Card Charge	05/17/2017	170526	887 Maintenance of ...	Wyndham	887.28 · Maint...		267.81	-1,096.12
Credit Card Charge	05/18/2017	170526	887 Maintenance of ...	Subway	887.28 · Maint...		8.41	-1,104.53
Credit Card Charge	05/18/2017	170526	887 Maintenance of ...	Wyndham	887.28 · Maint...		77.97	-1,182.50
Credit Card Charge	05/18/2017	170615	887 Maintenance of ...	Wyndham	887.28 · Maint...		89.27	-1,271.77
Credit Card Charge	05/19/2017	170526	887 Maintenance of ...	71 Express	887.28 · Maint...		36.72	-1,308.49
Credit Card Charge	05/19/2017	170526	887 Maintenance of ...	Subway	887.28 · Maint...		11.36	-1,319.85
Credit Card Charge	05/19/2017	170526	887 Maintenance of ...	Wyndham	887.28 · Maint...		77.97	-1,397.82
Credit Card Charge	05/19/2017	170615	921 Office Supplies	Hop & Sack	6242 · Fuel		41.17	-1,438.99
Credit Card Charge	05/19/2017	170615	887 Maintenance of ...	Country Kitchen	887.46 · Maint...		15.60	-1,454.59
Check	05/22/2017	ACH	Bank 7 Credit Cards		1107 · Checkin...	1,454.59		0.00
Credit Card Charge	05/23/2017	170530	887 Maintenance of ...	Chick-fil-A	887.28 · Maint...		6.70	-6.70
Credit Card Charge	05/23/2017	170530	887 Maintenance of ...	Murphy USA	887.28 · Maint...		38.24	-44.94
Credit Card Charge	05/24/2017	170530	887 Maintenance of ...	Walmart	887.28 · Maint...		69.34	-114.28
Credit Card Charge	05/24/2017	170530	887 Maintenance of ...	Reggie's Burg...	887.28 · Maint...		11.00	-125.28
Credit Card Charge	05/25/2017	170530	887 Maintenance of ...	Wyndham	887.28 · Maint...		155.94	-281.22
Credit Card Charge	05/25/2017	170530	887 Maintenance of ...	Doc'S In-N-Out	887.28 · Maint...		54.06	-335.28
Credit Card Charge	05/25/2017	170530	887 Maintenance of ...	Billy Sims	887.28 · Maint...		15.52	-350.80
Credit Card Charge	05/30/2017	170605	903 Customer Reco...	Weatherford ...	6410 · Lic, per...		426.91	-777.71
Credit Card Charge	05/30/2017	170605	874 Mains & Services	Amazon	874.46 · Mains...		105.30	-883.01
Credit Card Charge	05/31/2017	170605	887 Maintenance of ...	Subway	887.46 · Maint...		11.72	-894.73
Credit Card Charge	05/31/2017	170605	921 Office Supplies	Gas Mart	6242 · Fuel		52.86	-947.59
Credit Card Charge	06/01/2017	170615	874 Mains & Services	Atwoods	874.46 · Mains...		217.91	-1,165.50
Credit Card Charge	06/02/2017	170711	921 Office Supplies	AT&T	6110 · Comm ...		113.99	-1,279.49
Credit Card Charge	06/02/2017	170711	921 Office Supplies	AT&T	6110 · Comm ...		117.05	-1,396.54
Credit Card Charge	06/06/2017	170616	887 Maintenance of ...	Kwik Corner	887.28 · Maint...		45.27	-1,441.81
Credit Card Charge	06/06/2017	170616	887 Maintenance of ...	Burger King	887.28 · Maint...		7.34	-1,449.15
Credit Card Charge	06/06/2017	170616	887 Maintenance of ...	Loves	887.28 · Maint...		8.88	-1,458.03
Credit Card Charge	06/07/2017	170616	887 Maintenance of ...	China King	887.28 · Maint...		13.28	-1,471.31
Credit Card Charge	06/07/2017	170616	887 Maintenance of ...	McDonalds	887.28 · Maint...		7.10	-1,478.41
Credit Card Charge	06/08/2017	170616	887 Maintenance of ...	Wyndham	887.28 · Maint...		155.94	-1,634.35
Credit Card Charge	06/08/2017	170711	887 Maintenance of ...	Subway	887.28 · Maint...		11.91	-1,646.26
Credit Card Charge	06/08/2017	170711	921 Office Supplies	Shell	6242 · Fuel		51.64	-1,697.90
Credit Card Charge	06/08/2017	170711	921 Office Supplies	Hop & Sack	6242 · Fuel		48.31	-1,746.21
Credit Card Charge	06/12/2017	170616	887 Maintenance of ...	Braum's	887.28 · Maint...		3.67	-1,749.88

Navitas Utility Corporation
General Ledger
As of December 31, 2017

Type	Date	Num	Name	Memo	Split	Debit	Credit	Balance
Credit Card Charge	06/12/2017	170616	887 Maintenance of ...	Taco Bell	887.28 · Maint...		7.24	-1,757.12
Credit Card Charge	06/12/2017	170616	887 Maintenance of ...	Subway	887.28 · Maint...		6.50	-1,763.62
Credit Card Charge	06/12/2017	170616	887 Maintenance of ...	Cefco	887.28 · Maint...		47.85	-1,811.47
Credit Card Charge	06/13/2017	170616	887 Maintenance of ...	China King	887.28 · Maint...		10.28	-1,821.75
Credit Card Charge	06/13/2017	170616	887 Maintenance of ...	Chick-fil-A	887.28 · Maint...		6.70	-1,828.45
Credit Card Charge	06/13/2017	170711	FedEx		6130 · Postage		13.28	-1,841.73
Credit Card Charge	06/14/2017	170616	887 Maintenance of ...	Cefco	887.28 · Maint...		46.64	-1,888.37
Credit Card Charge	06/14/2017	170616	887 Maintenance of ...	Subway	887.28 · Maint...		11.14	-1,899.51
Credit Card Charge	06/14/2017	170616	887 Maintenance of ...	Wyndham	887.28 · Maint...		155.94	-2,055.45
Credit Card Charge	06/19/2017	170620	874 Mains & Services	Western Equi...	874.46 · Mains...		26.56	-2,082.01
Credit Card Charge	06/20/2017	170622	874 Mains & Services	Hillybilly Tire	874.46 · Mains...		73.41	-2,155.42
Credit Card Charge	06/22/2017	170622	874 Mains & Services	Hillybilly Tire	874.46 · Mains...		52.00	-2,207.42
Credit Card Charge	06/26/2017	170710	887 Maintenance of ...	Texoma Food...	887.28 · Maint...		49.02	-2,256.44
Credit Card Charge	06/26/2017	170710	887 Maintenance of ...	Chick-fil-A	887.28 · Maint...		6.93	-2,263.37
Credit Card Charge	06/26/2017	170710	887 Maintenance of ...	Home Depot	887.28 · Maint...		112.66	-2,376.03
Credit Card Charge	06/26/2017	170710	887 Maintenance of ...	Subway	887.28 · Maint...		8.50	-2,384.53
Credit Card Charge	06/27/2017	170710	887 Maintenance of ...	China King	887.28 · Maint...		12.01	-2,396.54
Credit Card Charge	06/27/2017	170710	887 Maintenance of ...	Lowe's	887.28 · Maint...		10.38	-2,406.92
Credit Card Charge	06/27/2017	170710	887 Maintenance of ...	Whataburger	887.28 · Maint...		10.73	-2,417.65
Credit Card Charge	06/28/2017	170710	887 Maintenance of ...	Catfish King	887.28 · Maint...		10.58	-2,428.23
Credit Card Charge	06/28/2017	170710	921 Office Supplies	EZ Mart	6242 · Fuel		45.37	-2,473.60
Credit Card Charge	06/28/2017	170710	887 Maintenance of ...	KFC	887.28 · Maint...		5.61	-2,479.21
Credit Card Charge	06/29/2017	170710	887 Maintenance of ...	Subway	887.28 · Maint...		11.78	-2,490.99
Credit Card Charge	06/29/2017	170710	887 Maintenance of ...	Wyndham	887.28 · Maint...		233.91	-2,724.90
Credit Card Charge	06/29/2017	170710	921 Office Supplies	Shell	6242 · Fuel		43.37	-2,768.27
Credit Card Charge	06/29/2017	170711	921 Office Supplies	Amazon	6140 · Office c...		106.67	-2,874.94
Credit Card Charge	07/05/2017	170725	921 Office Supplies	Murphy USA	6242 · Fuel		38.03	-2,912.97
Credit Card Charge	07/05/2017	170725	887 Maintenance of ...	Mondays	887.46 · Maint...		3.85	-2,916.82
Credit Card Charge	07/05/2017	170814	887 Maintenance of ...	**Braum's	887.46 · Maint...		3.69	-2,920.51
Credit Card Charge	07/05/2017	170814	921 Office Supplies	Murphy USA	6242 · Fuel		43.18	-2,963.69
Credit Card Charge	07/10/2017	170725	887 Maintenance of ...	Eakly One Stop	887.46 · Maint...		19.64	-2,983.33
Credit Card Charge	07/10/2017	170725	887 Maintenance of ...	Cobb Creek S...	887.46 · Maint...		86.82	-3,070.15
Credit Card Charge	07/11/2017	170725	921 Office Supplies	Quiktrip	6242 · Fuel		38.35	-3,108.50
Credit Card Charge	07/12/2017	170725	887 Maintenance of ...	KFC	887.46 · Maint...		5.61	-3,114.11
Credit Card Charge	07/12/2017	170725	887 Maintenance of ...	Subway	887.46 · Maint...		10.52	-3,124.63
Credit Card Charge	07/12/2017	170725	921 Office Supplies	Circle K	6242 · Fuel		35.09	-3,159.72
Credit Card Charge	07/13/2017	170725	887 Maintenance of ...	Taco Bell	887.46 · Maint...		6.69	-3,166.41
Check	07/13/2017	ACH	Bank 7 Credit Cards		1107 · Checkin...	3,119.54		-46.87
Credit Card Charge	07/14/2017	170725	887 Maintenance of ...	Wyndham	887.46 · Maint...		155.94	-202.81
Credit Card Charge	07/14/2017	170725	887 Maintenance of ...	Subway	887.46 · Maint...		12.31	-215.12
Credit Card Charge	07/14/2017	170725	921 Office Supplies	Murphys USA	6242 · Fuel		46.11	-261.23
Credit Card Charge	07/17/2017	170725	874 Mains & Services	LineX	874.46 · Mains...		1,109.49	-1,370.72
Credit Card Charge	07/20/2017	170725	887 Maintenance of ...	Eakly One Stop	887.46 · Maint...		50.04	-1,420.76
Credit Card Charge	07/21/2017	170814	921 Office Supplies	**Communica...	6110 · Comm ...		162.54	-1,583.30
Credit Card Charge	07/25/2017	170727	874 Mains & Services	Atwoods	874.46 · Mains...		245.15	-1,828.45
Credit Card Charge	07/25/2017	170727	887 Maintenance of ...	Billy Sims	887.46 · Maint...		7.59	-1,836.04
Credit Card Charge	07/25/2017	170727	921 Office Supplies	Circle K	6242 · Fuel		46.30	-1,882.34
Credit Card Charge	07/30/2017	170811	921 Office Supplies	**Amazon	6140 · Office c...		12.50	-1,894.84
Credit Card Charge	07/31/2017	170801	874 Mains & Services	Amazon	874.46 · Mains...		24.95	-1,919.79

Navitas Utility Corporation
General Ledger
As of December 31, 2017

Type	Date	Num	Name	Memo	Split	Debit	Credit	Balance
Credit Card Charge	07/31/2017	170801	874 Mains & Services	Amazon	874.46 · Mains...		32.82	-1,952.61
Credit Card Charge	07/31/2017	170801	874 Mains & Services	LineX	874.46 · Mains...		19.18	-1,971.79
Credit Card Charge	07/31/2017	170801	874 Mains & Services	Walmart	874.46 · Mains...		97.48	-2,069.27
Credit Card Charge	07/31/2017	170811	FedEx		6130 · Postage		31.06	-2,100.33
General Journal	08/03/2017	170803		Annual Fee fo...	2273 · Joseph ...		49.00	-2,149.33
Credit Card Charge	08/05/2017	170816	887 Maintenance of ...	Days Inn	887.16 · Maint...		84.38	-2,233.71
Credit Card Charge	08/05/2017	170816	887 Maintenance of ...	Burger King	887.16 · Maint...		8.16	-2,241.87
Credit Card Charge	08/05/2017	170918	921 Office Supplies	Exxon	6242 · Fuel		49.65	-2,291.52
Credit Card Charge	08/06/2017	170816	887 Maintenance of ...	Subway	887.16 · Maint...		8.46	-2,299.98
Credit Card Charge	08/06/2017	170816	887 Maintenance of ...	Burger King	887.16 · Maint...		6.35	-2,306.33
Credit Card Charge	08/06/2017	170918	921 Office Supplies	BP	6242 · Fuel		52.46	-2,358.79
Credit Card Charge	08/07/2017	170816	887 Maintenance of ...	The Bobcat D...	887.16 · Maint...		22.55	-2,381.34
Credit Card Charge	08/07/2017	170918	887 Maintenance of ...	Lee's	887.15 · Maint...		7.09	-2,388.43
Credit Card Charge	08/08/2017	170816	887 Maintenance of ...	Subway	887.16 · Maint...		8.71	-2,397.14
Credit Card Charge	08/08/2017	170816	921 Office Supplies	Exxon	6242 · Fuel		53.01	-2,450.15
Credit Card Charge	08/08/2017	170816	874 Mains & Services	Potters Home	874.16 · Mains...		21.02	-2,471.17
Credit Card Charge	08/08/2017	170918	887 Maintenance of ...	McDonalds	887.15 · Maint...		6.87	-2,478.04
Credit Card Charge	08/09/2017	170816	887 Maintenance of ...	Lee's	887.16 · Maint...		5.28	-2,483.32
Credit Card Charge	08/09/2017	170816	887 Maintenance of ...	Subway	887.16 · Maint...		7.73	-2,491.05
Credit Card Charge	08/09/2017	170918	874 Mains & Services	Albany Buildi...	874.15 · Mains...		19.29	-2,510.34
Credit Card Charge	08/10/2017	170816	887 Maintenance of ...	Super 8	887.16 · Maint...		65.85	-2,576.19
Credit Card Charge	08/10/2017	170816	887 Maintenance of ...	Baymont Inn	887.16 · Maint...		417.40	-2,993.59
Credit Card Charge	08/10/2017	170816	887 Maintenance of ...	McDonalds	887.16 · Maint...		6.55	-3,000.14
Credit Card Charge	08/10/2017	170816	921 Office Supplies	VeriFone	6242 · Fuel		50.07	-3,050.21
Credit Card Charge	08/10/2017	170918	874 Mains & Services	Albany Buildi...	874.15 · Mains...		4.55	-3,054.76
Credit Card Charge	08/10/2017	170918	921 Office Supplies	Marathon	6242 · Fuel		49.50	-3,104.26
Credit Card Charge	08/11/2017	170816	887 Maintenance of ...	Subway	887.16 · Maint...		9.62	-3,113.88
Credit Card Charge	08/11/2017	170816	921 Office Supplies	Murphy	6242 · Fuel		38.57	-3,152.45
Credit Card Charge	08/14/2017	170816	874 Mains & Services	Amazon	874.46 · Mains...		59.55	-3,212.00
Credit Card Charge	08/15/2017	170911	921 Office Supplies	Walmart	6140 · Office c...		9.68	-3,221.68
Credit Card Charge	08/27/2017	170911	921 Office Supplies	**Amazon	6140 · Office c...		21.44	-3,243.12
Credit Card Charge	08/28/2017	170911	887 Maintenance of ...	Love's	887.46 · Maint...		19.65	-3,262.77
Credit Card Charge	08/28/2017	170911	921 Office Supplies	EZ Mart	6242 · Fuel		52.00	-3,314.77
Credit Card Charge	08/28/2017	170911	921 Office Supplies	EZ Mart	6242 · Fuel		42.68	-3,357.45
Credit Card Charge	08/28/2017	170911	887 Maintenance of ...	Braum's	887.28 · Maint...		13.61	-3,371.06
Credit Card Charge	08/28/2017	170911	FedEx		6130 · Postage		13.22	-3,384.28
Credit Card Charge	08/29/2017	170911	887 Maintenance of ...	Walmart	874.28 · Mains...		7.18	-3,391.46
Credit Card Charge	08/29/2017	170911	921 Office Supplies	Chevron	6242 · Fuel		52.97	-3,444.43
Credit Card Charge	08/30/2017	170911	874 Mains & Services	Lowe's	874.28 · Mains...		151.85	-3,596.28
Credit Card Charge	08/30/2017	170911	887 Maintenance of ...	Long Horn	887.28 · Maint...		77.91	-3,674.19
Credit Card Charge	08/31/2017	170911	887 Maintenance of ...	Lowe's	874.28 · Mains...		40.20	-3,714.39
Credit Card Charge	08/31/2017	170911	887 Maintenance of ...	Love's	887.28 · Maint...		31.94	-3,746.33
Credit Card Charge	08/31/2017	170911	921 Office Supplies	Corner Store	6242 · Fuel		45.92	-3,792.25
Credit Card Charge	08/31/2017	170911	887 Maintenance of ...	Burger KINg	887.28 · Maint...		33.29	-3,825.54
Credit Card Charge	08/31/2017	170911	887 Maintenance of ...	Wyndham	887.28 · Maint...		233.91	-4,059.45
Credit Card Charge	08/31/2017	170911	887 Maintenance of ...	Wyndham	887.28 · Maint...		233.91	-4,293.36
Credit Card Charge	08/31/2017	170911	887 Maintenance of ...	Wyndham	887.28 · Maint...		233.91	-4,527.27
Credit Card Charge	09/01/2017	170911	887 Maintenance of ...	Meeks Diner	887.46 · Maint...		42.36	-4,569.63
Credit Card Credit	09/01/2017	17120...	921 Office Supplies	EZ Mart	6242 · Fuel	52.00		-4,517.63

Navitas Utility Corporation
General Ledger
As of December 31, 2017

Type	Date	Num	Name	Memo	Split	Debit	Credit	Balance
Credit Card Charge	09/18/2017	171012	FedEx		6130 · Postage		10.36	-4,527.99
Credit Card Charge	09/22/2017	170816	1604 Tools And Equ...	Honeywell Me...	1604 · Tools a...		3,331.60	-7,859.59
Credit Card Charge	09/22/2017	171005	903 Customer Reco...	Carnegie Tag	6410 · Lic, per...		37.41	-7,897.00
Credit Card Charge	09/25/2017	171005	874 Mains & Services	Dollar General	874.46 · Mains...		16.35	-7,913.35
Credit Card Charge	09/26/2017	171005	921 Office Supplies	Stop & Go	921.28 · Office...		40.00	-7,953.35
Credit Card Charge	09/26/2017	171005	887 Maintenance of ...	Dairy Queen	887.28 · Maint...		8.53	-7,961.88
Credit Card Charge	09/26/2017	171005	887 Maintenance of ...	Subway	887.46 · Maint...		8.73	-7,970.61
Credit Card Charge	09/27/2017	171005	921 Office Supplies	PWI	921.28 · Office...		56.82	-8,027.43
Credit Card Charge	09/27/2017	171005	887 Maintenance of ...	Catfish	887.28 · Maint...		7.56	-8,034.99
Credit Card Charge	09/27/2017	171005	887 Maintenance of ...	Burger King	887.28 · Maint...		10.61	-8,045.60
Credit Card Charge	09/28/2017	171005	874 Mains & Services	Lowes	874.28 · Mains...		60.43	-8,106.03
Credit Card Charge	09/28/2017	171005	887 Maintenance of ...	Dairy Queen	887.28 · Maint...		9.17	-8,115.20
Credit Card Charge	09/28/2017	171005	921 Office Supplies	Jolly	921.28 · Office...		54.62	-8,169.82
Credit Card Charge	09/28/2017	171005	887 Maintenance of ...	Subway	887.28 · Maint...		12.52	-8,182.34
Credit Card Charge	09/28/2017	171005	887 Maintenance of ...	Wyndham	887.28 · Maint...		133.34	-8,315.68
Check	09/28/2017	ACH	Bank 7 Credit Cards		1107 · Checkin...	8,315.68		0.00
Credit Card Charge	10/05/2017	171012	874 Mains & Services	Walmart	874.46 · Mains...		81.62	-81.62
Credit Card Charge	10/05/2017	171012	921 Office Supplies	EZ Go	6242 · Fuel		46.83	-128.45
Credit Card Charge	10/07/2017	171116	921 Office Supplies	Carhartt	6140 · Office c...		2,632.81	-2,761.26
Credit Card Charge	10/11/2017	171116	1607 Meters & Regu...	Honeywell Me...	1607 · Meters ...		3,332.25	-6,093.51
Credit Card Charge	10/16/2017	171018	887 Maintenance of ...	Chick-fil-A	887.28 · Maint...		9.81	-6,103.32
Credit Card Charge	10/16/2017	171018	887 Maintenance of ...	Subway	887.28 · Maint...		6.82	-6,110.14
Credit Card Charge	10/16/2017	171018	921 Office Supplies	Exxon	921.28 · Office...		61.56	-6,171.70
Credit Card Charge	10/17/2017	171018	887 Maintenance of ...	Catfish King	887.28 · Maint...		11.65	-6,183.35
Credit Card Charge	10/17/2017	171018	887 Maintenance of ...	Subway	887.28 · Maint...		10.15	-6,193.50
Credit Card Charge	10/17/2017	171018	887 Maintenance of ...	Wyndham	887.28 · Maint...		77.97	-6,271.47
Credit Card Charge	10/17/2017	171018	921 Office Supplies	Murphy	921.28 · Office...		42.57	-6,314.04
Credit Card Charge	10/18/2017	171018	874 Mains & Services	Dollar General	874.46 · Mains...		34.10	-6,348.14
Credit Card Charge	10/19/2017	171025	921 Office Supplies	Loves	6242 · Fuel		60.38	-6,408.52
Credit Card Charge	10/19/2017	171025	887 Maintenance of ...	Loves	887.46 · Maint...		11.00	-6,419.52
Credit Card Charge	10/23/2017	171025	887 Maintenance of ...	Chuckwagon ...	887.46 · Maint...		29.88	-6,449.40
Credit Card Charge	10/24/2017	171025	903 Customer Reco...	Hinton Tag A...	6410 · Lic, per...		345.94	-6,795.34
Credit Card Charge	10/24/2017	171025	874 Mains & Services	Dollar General	874.46 · Mains...		15.81	-6,811.15
Credit Card Charge	10/24/2017	171025	874 Mains & Services	Dollar General	874.46 · Mains...		18.87	-6,830.02
Credit Card Charge	10/25/2017	171026	887 Maintenance of ...	Pizza Hut	887.46 · Maint...		140.70	-6,970.72
Credit Card Charge	11/01/2017	171109	874 Mains & Services	DNOW	874.46 · Mains...		648.26	-7,618.98
Credit Card Charge	11/03/2017	171109	874 Mains & Services	Amazon	874.46 · Mains...		99.06	-7,718.04
Credit Card Charge	11/09/2017	171201	921 Office Supplies	Shell	6242 · Fuel		56.13	-7,774.17
Credit Card Charge	11/10/2017	171201	887 Maintenance of ...	Meeks	887.46 · Maint...		56.37	-7,830.54
Credit Card Charge	11/14/2017	171201	903 Customer Reco...	Binger Tag A...	6410 · Lic, per...		117.94	-7,948.48
Check	11/14/2017	ACH	Bank 7 Credit Cards		1107 · Checkin...	7,435.93		-512.55
Credit Card Charge	11/21/2017	171201	887 Maintenance of ...	Chuckwagon ...	887.46 · Maint...		32.07	-544.62
Credit Card Charge	11/21/2017	171201	921 Office Supplies	Love's	6242 · Fuel		50.94	-595.56
Credit Card Charge	11/28/2017	171208	921 Office Supplies	Columbia	6140 · Office c...		453.15	-1,048.71
Credit Card Charge	11/30/2017	171208	887 Maintenance of ...	Mr Joe Grille	887.46 · Maint...		22.69	-1,071.40
Credit Card Charge	12/04/2017	171208	874 Mains & Services	Ditch Witch	874.46 · Mains...		99.27	-1,170.67
Credit Card Charge	12/04/2017	171208	887 Maintenance of ...	Taco Mayo	887.46 · Maint...		7.64	-1,178.31
Credit Card Charge	12/04/2017	171208	921 Office Supplies	Fiesta Mart	6242 · Fuel		49.51	-1,227.82
Credit Card Charge	12/05/2017	171208	887 Maintenance of ...	Days Inn	887.46 · Maint...		101.91	-1,329.73

Navitas Utility Corporation
General Ledger
As of December 31, 2017

Type	Date	Num	Name	Memo	Split	Debit	Credit	Balance
Credit Card Charge	12/05/2017	171208	887 Maintenance of ...	Subway	887.46 · Maint...		11.88	-1,341.61
Credit Card Charge	12/05/2017	171208	887 Maintenance of ...	Braums	887.46 · Maint...		4.36	-1,345.97
Credit Card Charge	12/05/2017	171208	874 Mains & Services	Lowe's	874.28 · Mains...		283.23	-1,629.20
Credit Card Charge	12/05/2017	171208	921 Office Supplies	Murphys	921.28 · Office...		41.15	-1,670.35
Credit Card Charge	12/05/2017	180118	FedEx		6130 · Postage		15.53	-1,685.88
Credit Card Charge	12/11/2017	171222	921 Office Supplies	Walmart	6140 · Office c...		21.03	-1,706.91
Credit Card Charge	12/12/2017	171222	903 Customer Reco...	Binger Tag A...	6410 · Lic, per...		117.94	-1,824.85
Credit Card Charge	12/12/2017	180118	FedEx		6130 · Postage		36.61	-1,861.46
Credit Card Charge	12/15/2017	171222	903 Customer Reco...	Weatherford ...	6410 · Lic, per...		406.93	-2,268.39
Credit Card Charge	12/19/2017	171222	887 Maintenance of ...	Loves	887.46 · Maint...		9.89	-2,278.28
Credit Card Charge	12/19/2017	180118	FedEx		6130 · Postage		71.35	-2,349.63
Credit Card Charge	12/20/2017	171222	921 Office Supplies	Eastside 66	6242 · Fuel		34.17	-2,383.80
Credit Card Charge	12/20/2017	171222	887 Maintenance of ...	LJS	887.46 · Maint...		12.08	-2,395.88
Credit Card Charge	12/26/2017	180118	FedEx		6130 · Postage		24.00	-2,419.88
Credit Card Charge	12/27/2017	180118	921 Office Supplies	Walmart	6140 · Office c...		43.75	-2,463.63
Credit Card Charge	12/27/2017	180118	921 Office Supplies	Billy Sims	6140 · Office c...		13.72	-2,477.35
Credit Card Charge	12/27/2017	180118	921 Office Supplies	**Murphys	6242 · Fuel		49.88	-2,527.23
Credit Card Charge	12/29/2017	180118	921 Office Supplies	Amazon	6140 · Office c...		62.67	-2,589.90
Credit Card Charge	12/29/2017	180118	921 Office Supplies	Amazon	6140 · Office c...		6.88	-2,596.78
Total 2288 · Kevin Pearcy 0869						27,242.58	29,749.76	-2,596.78
2289 · Bruce Lynn 0844								-358.91
Credit Card Charge	01/03/2017	170117	921 Office Supplies	E&S Oil	921.46 · Office...		40.50	-399.41
Credit Card Charge	01/06/2017	170117	887 Maintenance of ...	Jimmy G's	887.46 · Maint...		32.75	-432.16
Credit Card Charge	01/06/2017	170117	921 Office Supplies	E&S Oil	921.46 · Office...		26.50	-458.66
Credit Card Charge	01/06/2017	170117	921 Office Supplies	E&S Oil	921.46 · Office...		44.50	-503.16
Credit Card Charge	01/12/2017	170202	921 Office Supplies	E&S Oil	921.46 · Office...		26.50	-529.66
Credit Card Charge	01/12/2017	170202	874 Mains & Services	Tractor Supply	874.46 · Mains...		3.44	-533.10
Credit Card Charge	01/12/2017	170202	887 Maintenance of ...	Los Mariachis	887.46 · Maint...		70.68	-603.78
Credit Card Charge	01/18/2017	170202	921 Office Supplies	E&S Oil	921.46 · Office...		46.01	-649.79
Credit Card Charge	01/19/2017	170202	921 Office Supplies	E&S Oil	921.46 · Office...		18.79	-668.58
Credit Card Charge	01/20/2017	170202	874 Mains & Services	Hollywood Ga...	874.46 · Mains...		62.05	-730.63
Check	01/23/2017	ACH	Bank 7 Credit Cards		1107 · Checkin...	730.63		0.00
Credit Card Charge	01/24/2017	170202	921 Office Supplies	E&S Oil	921.46 · Office...		25.50	-25.50
Credit Card Charge	01/26/2017	170202	921 Office Supplies	E&S Oil	921.46 · Office...		38.50	-64.00
Credit Card Charge	01/26/2017	170202	United States Postal...	Velma PO	6130 · Postage		49.00	-113.00
Credit Card Charge	01/26/2017	170202	874 Mains & Services	Hollywood Ga...	874.46 · Mains...		801.18	-914.18
Credit Card Charge	01/31/2017	170202	874 Mains & Services	RC Pumps	874.46 · Mains...		19.16	-933.34
Credit Card Charge	01/31/2017	170202	887 Maintenance of ...	Chuckwagon ...	887.46 · Maint...		16.58	-949.92
Credit Card Charge	02/01/2017	170210	874 Mains & Services	Gordon Lumber	874.46 · Mains...		11.94	-961.86
Credit Card Charge	02/06/2017	170221	921 Office Supplies	E&S Oil	921.46 · Office...		26.50	-988.36
Credit Card Charge	02/07/2017	170221	921 Office Supplies	E&S Oil	921.46 · Office...		47.50	-1,035.86
Credit Card Charge	02/07/2017	170221	874 Mains & Services	Lowe's	874.46 · Mains...		244.15	-1,280.01
Credit Card Charge	02/07/2017	170221	887 Maintenance of ...	Angel's Diner	887.46 · Maint...		28.36	-1,308.37
Credit Card Charge	02/07/2017	170221	887 Maintenance of ...	Los Mariachis	887.46 · Maint...		140.18	-1,448.55
Credit Card Charge	02/07/2017	170221	887 Maintenance of ...	Jimmy's Eggs	887.46 · Maint...		24.63	-1,473.18
Credit Card Charge	02/13/2017	170221	921 Office Supplies	E&S Oil	921.46 · Office...		37.00	-1,510.18
Credit Card Charge	02/14/2017	170221	921 Office Supplies	E&S Oil	921.46 · Office...		40.00	-1,550.18

Navitas Utility Corporation
General Ledger
As of December 31, 2017

Type	Date	Num	Name	Memo	Split	Debit	Credit	Balance
Credit Card Charge	02/14/2017	170222	874 Mains & Services	Family Dollar	874.46 · Mains...		3.28	-1,553.46
Credit Card Charge	02/15/2017	170222	887 Maintenance of ...	Chicken Run	887.46 · Maint...		24.72	-1,578.18
Credit Card Charge	02/15/2017	170222	874 Mains & Services	Byford Chevy	874.46 · Mains...		23.57	-1,601.75
Credit Card Charge	02/16/2017	170222	921 Office Supplies	E&S Oil	921.46 · Office...		21.25	-1,623.00
Credit Card Charge	02/16/2017	170222	921 Office Supplies	E&S Oil	921.46 · Office...		4.20	-1,627.20
Credit Card Charge	02/17/2017	170222	921 Office Supplies	E&S Oil	921.46 · Office...		34.51	-1,661.71
Credit Card Charge	02/17/2017	170222	921 Office Supplies	Shell	921.46 · Office...		3.61	-1,665.32
Credit Card Charge	02/17/2017	170222	887 Maintenance of ...	Chicken Run	887.46 · Maint...		36.00	-1,701.32
Check	02/17/2017	ACH	Bank 7 Credit Cards		1107 · Checkin...	1,701.32		0.00
Credit Card Charge	02/21/2017	170222	921 Office Supplies	E&S Oil	921.46 · Office...		43.45	-43.45
Credit Card Charge	02/22/2017	170308	874 Mains & Services	Hollywood Ga...	874.46 · Mains...		25.00	-68.45
Credit Card Charge	02/23/2017	170308	921 Office Supplies	E&S Oil	921.46 · Office...		55.35	-123.80
Credit Card Charge	02/23/2017	170308	921 Office Supplies	E&S Oil	921.46 · Office...		28.50	-152.30
Credit Card Charge	02/27/2017	170308	921 Office Supplies	E&S Oil	921.46 · Office...		51.00	-203.30
Credit Card Charge	02/28/2017	170308	921 Office Supplies	EZ Mart	921.46 · Office...		46.50	-249.80
Credit Card Charge	02/28/2017	170308	887 Maintenance of ...	Mi Granja	887.46 · Maint...		30.13	-279.93
Credit Card Charge	02/28/2017	170308	887 Maintenance of ...	McDonalds	887.46 · Maint...		10.71	-290.64
Credit Card Charge	02/28/2017	170308	887 Maintenance of ...	PIzza Hut	887.46 · Maint...		21.76	-312.40
Credit Card Charge	03/01/2017	170308	887 Maintenance of ...	Kinta Kafe	887.46 · Maint...		20.01	-332.41
Credit Card Charge	03/05/2017	170324	921 Office Supplies	Speedys	921.46 · Office...		36.20	-368.61
Credit Card Charge	03/05/2017	170324	887 Maintenance of ...	El Fenix	887.46 · Maint...		57.90	-426.51
Credit Card Charge	03/09/2017	170324	921 Office Supplies	E&S Oil	921.46 · Office...		48.50	-475.01
Credit Card Charge	03/10/2017	170324	874 Mains & Services	Gordon White...	874.46 · Mains...		19.58	-494.59
Credit Card Charge	03/14/2017	170324	921 Office Supplies	E&S Oil	921.46 · Office...		29.50	-524.09
Credit Card Charge	03/14/2017	170324	887 Maintenance of ...	Chicken Run	887.46 · Maint...		24.43	-548.52
Credit Card Charge	03/16/2017	170410	874 Mains & Services	Marshall Auto...	874.46 · Mains...		18.46	-566.98
Credit Card Charge	03/20/2017	170410	921 Office Supplies	E&S Oil	921.46 · Office...		50.01	-616.99
Credit Card Charge	03/20/2017	170410	921 Office Supplies	E&S Oil	921.46 · Office...		33.20	-650.19
Credit Card Charge	03/20/2017	170410	874 Mains & Services	Family Dollar	874.46 · Mains...		34.73	-684.92
Credit Card Charge	03/20/2017	170410	887 Maintenance of ...	McDonalds	887.46 · Maint...		5.37	-690.29
Credit Card Charge	03/21/2017	170410	921 Office Supplies	E&S Oil	921.46 · Office...		29.00	-719.29
Credit Card Charge	03/22/2017	170410	921 Office Supplies	E&S Oil	921.46 · Office...		30.50	-749.79
Credit Card Charge	03/26/2017	170410	921 Office Supplies	Fuelmaster	921.46 · Office...		25.24	-775.03
Credit Card Charge	03/26/2017	170410	921 Office Supplies	Fuelmaster	921.46 · Office...		36.96	-811.99
Credit Card Charge	03/27/2017	170410	887 Maintenance of ...	Marilyn's Rest...	887.46 · Maint...		11.05	-823.04
Credit Card Charge	03/27/2017	170410	887 Maintenance of ...	Western Sizzlin	887.46 · Maint...		30.89	-853.93
Credit Card Charge	03/27/2017	170410	887 Maintenance of ...	McDonalds	887.46 · Maint...		9.83	-863.76
Credit Card Charge	03/27/2017	170410	887 Maintenance of ...	Best Western	887.46 · Maint...		83.51	-947.27
Credit Card Charge	03/28/2017	170410	921 Office Supplies	E&S Oil	921.46 · Office...		54.00	-1,001.27
Credit Card Charge	03/28/2017	170410	874 Mains & Services	Goodson Aut...	874.46 · Mains...		23.97	-1,025.24
Credit Card Charge	03/28/2017	170410	887 Maintenance of ...	Marilyn's Rest...	887.46 · Maint...		9.52	-1,034.76
Check	03/28/2017	ACH	Bank 7 Credit Cards		1107 · Checkin...	1,034.76		0.00
Credit Card Charge	03/30/2017	170410	874 Mains & Services	Hollywood Ga...	874.46 · Mains...		68.03	-68.03
Credit Card Charge	04/04/2017	170410	921 Office Supplies	E&S Oil	921.46 · Office...		17.65	-85.68
Credit Card Charge	04/04/2017	170410	921 Office Supplies	Stigler Home ...	921.46 · Office...		262.20	-347.88
Credit Card Charge	04/04/2017	170410	887 Maintenance of ...	Dave's Diner	887.46 · Maint...		6.63	-354.51
Credit Card Charge	04/04/2017	170410	887 Maintenance of ...	El Caporal Me...	887.46 · Maint...		25.90	-380.41
Credit Card Charge	04/04/2017	170410	887 Maintenance of ...	Kinta Kafe	887.46 · Maint...		35.83	-416.24
Credit Card Charge	04/05/2017	170410	887 Maintenance of ...	Kinta Kafe	887.46 · Maint...		20.55	-436.79

Navitas Utility Corporation
General Ledger
As of December 31, 2017

Type	Date	Num	Name	Memo	Split	Debit	Credit	Balance
Credit Card Charge	04/05/2017	170410	887 Maintenance of ...	Farm House ...	887.46 · Maint...		18.06	-454.85
Credit Card Charge	04/05/2017	170410	887 Maintenance of ...	Kinta Kafe	887.46 · Maint...		45.23	-500.08
Credit Card Charge	04/06/2017	170410	921 Office Supplies	EZ Mart	921.46 · Office...		36.00	-536.08
Credit Card Charge	04/06/2017	170410	887 Maintenance of ...	Kinta Kafe	887.46 · Maint...		21.14	-557.22
Credit Card Charge	04/06/2017	170410	887 Maintenance of ...	Kinta Kafe	887.46 · Maint...		19.22	-576.44
Credit Card Charge	04/10/2017	170419	921 Office Supplies	E&S Oil	921.46 · Office...		41.50	-617.94
Credit Card Charge	04/11/2017	170419	874 Mains & Services	O'Reilly	874.46 · Mains...		15.02	-632.96
Credit Card Charge	04/11/2017	170419	887 Maintenance of ...	Kinta Kafe	887.46 · Maint...		40.22	-673.18
Credit Card Charge	04/11/2017	170419	887 Maintenance of ...	Dave's Diner	887.46 · Maint...		16.92	-690.10
Credit Card Charge	04/11/2017	170419	887 Maintenance of ...	KFC	887.46 · Maint...		25.91	-716.01
Credit Card Charge	04/11/2017	170419	921 Office Supplies	Fiesta Mart	921.46 · Office...		50.50	-766.51
Credit Card Charge	04/11/2017	170419	874 Mains & Services	Lowe's	874.46 · Mains...		112.76	-879.27
Credit Card Charge	04/12/2017	170419	887 Maintenance of ...	Kinta Kafe	887.46 · Maint...		21.46	-900.73
Credit Card Charge	04/12/2017	170419	887 Maintenance of ...	PJ's Diner	887.46 · Maint...		27.88	-928.61
Credit Card Charge	04/13/2017	170419	887 Maintenance of ...	Kinta Kafe	887.46 · Maint...		17.47	-946.08
Credit Card Charge	04/13/2017	170419	887 Maintenance of ...	Subway	887.46 · Maint...		18.03	-964.11
Credit Card Charge	04/16/2017	170419	887 Maintenance of ...	El fenix	887.46 · Maint...		42.17	-1,006.28
Credit Card Charge	04/16/2017	170419	921 Office Supplies	Fuelmaster	921.46 · Office...		43.50	-1,049.78
Credit Card Charge	04/17/2017	170419	887 Maintenance of ...	Kinta Kafe	887.46 · Maint...		37.41	-1,087.19
Credit Card Charge	04/17/2017	170420	887 Maintenance of ...	Pizza Hut	887.46 · Maint...		21.67	-1,108.86
Credit Card Charge	04/17/2017	170420	887 Maintenance of ...	Jimmy's Egg	887.46 · Maint...		25.62	-1,134.48
Credit Card Charge	04/17/2017	170420	921 Office Supplies	E&S Oil	921.46 · Office...		25.51	-1,159.99
Credit Card Charge	04/17/2017	170420	874 Mains & Services	Lowe's	874.46 · Mains...		326.31	-1,486.30
Credit Card Charge	04/18/2017	170420	887 Maintenance of ...	Kinta Kafe	887.46 · Maint...		19.00	-1,505.30
Credit Card Charge	04/18/2017	170420	887 Maintenance of ...	East Gourmet	887.46 · Maint...		23.90	-1,529.20
Credit Card Charge	04/18/2017	170420	887 Maintenance of ...	Western Sizzlin	887.46 · Maint...		29.67	-1,558.87
Credit Card Charge	04/18/2017	170420	874 Mains & Services	Lowe's	874.46 · Mains...		470.82	-2,029.69
Credit Card Charge	04/19/2017	170420	887 Maintenance of ...	Kinta Kafe	887.46 · Maint...		26.60	-2,056.29
Credit Card Charge	04/19/2017	170420	887 Maintenance of ...	Kinta Kafe	887.46 · Maint...		19.52	-2,075.81
Credit Card Charge	04/19/2017	170420	921 Office Supplies	EZ Mart	921.46 · Office...		37.00	-2,112.81
Credit Card Charge	04/20/2017	170420	874 Mains & Services	Family Dollar	874.46 · Mains...		12.61	-2,125.42
Credit Card Charge	04/21/2017	170508	921 Office Supplies	E&S Oil	921.46 · Office...		32.00	-2,157.42
Credit Card Charge	04/24/2017	170505	921 Office Supplies	Speedy G's	921.46 · Office...		51.00	-2,208.42
Credit Card Charge	04/24/2017	170505	887 Maintenance of ...	La Roca Mexi...	887.46 · Maint...		20.15	-2,228.57
Credit Card Charge	04/25/2017	170505	921 Office Supplies	E&S Oil	921.46 · Office...		29.00	-2,257.57
Credit Card Charge	04/26/2017	170505	887 Maintenance of ...	Grandpas Pizza	887.46 · Maint...		17.24	-2,274.81
Credit Card Charge	04/26/2017	170505	887 Maintenance of ...	El Caporel Mex	887.46 · Maint...		35.63	-2,310.44
Credit Card Charge	04/27/2017	170505	887 Maintenance of ...	Western Sizzlin	887.46 · Maint...		76.30	-2,386.74
Credit Card Charge	04/27/2017	170505	887 Maintenance of ...	Kinta Kafe	887.46 · Maint...		20.31	-2,407.05
Credit Card Charge	04/27/2017	170505	887 Maintenance of ...	Kinta Kafe	887.46 · Maint...		24.46	-2,431.51
Credit Card Charge	04/28/2017	170505	921 Office Supplies	EZ Mart	921.46 · Office...		42.00	-2,473.51
Credit Card Charge	04/28/2017	170505	887 Maintenance of ...	Kinta Kafe	887.46 · Maint...		20.72	-2,494.23
Credit Card Charge	04/28/2017	170505	874 Mains & Services	Mike's Small ...	874.46 · Mains...		284.84	-2,779.07
Credit Card Charge	05/01/2017	170505	921 Office Supplies	E&S Oil	921.46 · Office...		33.70	-2,812.77
Credit Card Charge	05/01/2017	170505	887 Maintenance of ...	Grandpas Pizza	887.46 · Maint...		19.93	-2,832.70
Credit Card Charge	05/01/2017	170505	887 Maintenance of ...	Sonic	887.46 · Maint...		21.14	-2,853.84
Credit Card Charge	05/01/2017	170505	874 Mains & Services	Dollar General	874.46 · Mains...		20.87	-2,874.71
Credit Card Charge	05/01/2017	170505	874 Mains & Services	Grissoms	874.46 · Mains...		332.25	-3,206.96
Check	05/01/2017	ACH	Bank 7 Credit Cards		1107 · Checkin...	3,206.96		0.00

Navitas Utility Corporation
General Ledger
As of December 31, 2017

Type	Date	Num	Name	Memo	Split	Debit	Credit	Balance
Credit Card Charge	05/03/2017	170505	921 Office Supplies	E&S Oil	921.46 · Office...		53.00	-53.00
Credit Card Charge	05/03/2017	170505	921 Office Supplies	Shell	921.46 · Office...		31.80	-84.80
Credit Card Charge	05/03/2017	170505	887 Maintenance of ...	East Gourmet...	887.46 · Maint...		30.38	-115.18
Credit Card Charge	05/04/2017	170505	874 Mains & Services	Dollar General	874.46 · Mains...		42.51	-157.69
Credit Card Charge	05/07/2017	170512	921 Office Supplies	Fuelmaster	921.46 · Office...		35.65	-193.34
Credit Card Charge	05/08/2017	170512	887 Maintenance of ...	Adelita's Mexi...	887.46 · Maint...		26.58	-219.92
Credit Card Charge	05/08/2017	170512	887 Maintenance of ...	Gran Central ...	887.46 · Maint...		15.43	-235.35
Credit Card Charge	05/08/2017	170512	874 Mains & Services	Dollar General	874.46 · Mains...		19.08	-254.43
Credit Card Charge	05/09/2017	170512	887 Maintenance of ...	The Country ...	887.46 · Maint...		54.96	-309.39
Credit Card Charge	05/09/2017	170512	887 Maintenance of ...	Western Sizzlin	887.46 · Maint...		32.08	-341.47
Credit Card Charge	05/09/2017	170512	887 Maintenance of ...	Gran Central ...	887.46 · Maint...		17.63	-359.10
Credit Card Charge	05/09/2017	170512	921 Office Supplies	Shell	921.46 · Office...		44.00	-403.10
Credit Card Charge	05/10/2017	170512	887 Maintenance of ...	Grandpas Pizza	887.46 · Maint...		40.34	-443.44
Credit Card Charge	05/10/2017	170512	887 Maintenance of ...	Gran Central ...	887.46 · Maint...		17.16	-460.60
Credit Card Charge	05/14/2017	170518	921 Office Supplies	Speedys	921.46 · Office...		36.45	-497.05
Credit Card Charge	05/15/2017	170518	887 Maintenance of ...	Gran Central	887.46 · Maint...		15.13	-512.18
Credit Card Charge	05/15/2017	170518	887 Maintenance of ...	Subway	887.46 · Maint...		15.36	-527.54
Credit Card Charge	05/15/2017	170518	921 Office Supplies	Gran Central	921.46 · Office...		36.90	-564.44
Credit Card Charge	05/16/2017	170518	887 Maintenance of ...	PJS Diner	887.46 · Maint...		21.32	-585.76
Credit Card Charge	05/17/2017	170518	887 Maintenance of ...	Grandpas Pizza	887.46 · Maint...		29.11	-614.87
Credit Card Charge	05/17/2017	170518	887 Maintenance of ...	Pops BBQ	887.46 · Maint...		35.97	-650.84
Credit Card Charge	05/17/2017	170518	921 Office Supplies	Shell	921.46 · Office...		49.50	-700.34
Credit Card Charge	05/18/2017	170518	887 Maintenance of ...	Gran Central	887.46 · Maint...		14.14	-714.48
Credit Card Charge	05/19/2017	170526	921 Office Supplies	E&S Oil	921.46 · Office...		51.00	-765.48
Check	05/22/2017	ACH	Bank 7 Credit Cards		1107 · Checkin...	765.48		0.00
Credit Card Charge	05/23/2017	170526	921 Office Supplies	E&S Oil	921.46 · Office...		28.80	-28.80
Credit Card Charge	05/23/2017	170526	887 Maintenance of ...	El Fenix	887.46 · Maint...		46.43	-75.23
Credit Card Charge	05/26/2017	170526	921 Office Supplies	E&S Oil	921.46 · Office...		56.35	-131.58
Credit Card Charge	05/30/2017	170605	887 Maintenance of ...	McDonalds	887.46 · Maint...		15.77	-147.35
Credit Card Charge	05/30/2017	170605	887 Maintenance of ...	Pops BBQ	887.46 · Maint...		46.51	-193.86
Credit Card Charge	05/30/2017	170605	887 Maintenance of ...	Marilyn's Rest...	887.46 · Maint...		24.02	-217.88
Credit Card Charge	05/30/2017	170605	921 Office Supplies	Shell	921.46 · Office...		46.40	-264.28
Credit Card Charge	05/30/2017	170615	874 Mains & Services	**Walmart	874.46 · Mains...		21.93	-286.21
Credit Card Charge	05/31/2017	170605	887 Maintenance of ...	Subway	887.46 · Maint...		17.78	-303.99
Credit Card Charge	05/31/2017	170605	887 Maintenance of ...	Gran Central	887.46 · Maint...		21.72	-325.71
Credit Card Charge	05/31/2017	170605	887 Maintenance of ...	LJS	887.46 · Maint...		22.51	-348.22
Credit Card Charge	06/01/2017	170605	887 Maintenance of ...	Best Western	887.46 · Maint...		167.02	-515.24
Credit Card Charge	06/01/2017	170605	887 Maintenance of ...	Gran Central	887.46 · Maint...		19.01	-534.25
Credit Card Charge	06/01/2017	170605	887 Maintenance of ...	Grandpas Pizza	887.46 · Maint...		30.65	-564.90
Credit Card Charge	06/01/2017	170605	921 Office Supplies	Shell	921.46 · Office...		27.90	-592.80
Credit Card Charge	06/02/2017	170615	874 Mains & Services	EJ Crow	874.46 · Mains...		104.72	-697.52
Credit Card Charge	06/02/2017	170615	874 Mains & Services	Hollywood Ga...	874.46 · Mains...		63.95	-761.47
Credit Card Charge	06/03/2017	170615	874 Mains & Services	Lowe's	874.46 · Mains...		43.56	-805.03
Credit Card Charge	06/04/2017	170711	921 Office Supplies	**Speedy G	921.46 · Office...		18.77	-823.80
Credit Card Charge	06/05/2017	170615	921 Office Supplies	E&S Oil	921.46 · Office...		41.00	-864.80
Credit Card Charge	06/05/2017	170615	887 Maintenance of ...	Western Sizzlin	887.46 · Maint...		32.08	-896.88
Credit Card Charge	06/05/2017	170615	887 Maintenance of ...	McDonalds	887.46 · Maint...		17.57	-914.45
Credit Card Charge	06/05/2017	170615	874 Mains & Services	Lowe's	874.46 · Mains...		38.29	-952.74
Credit Card Charge	06/06/2017	170615	887 Maintenance of ...	Darts	887.46 · Maint...		20.66	-973.40

Navitas Utility Corporation
General Ledger
As of December 31, 2017

Type	Date	Num	Name	Memo	Split	Debit	Credit	Balance
Credit Card Charge	06/06/2017	170615	887 Maintenance of ...	Angle's Diner	887.46 · Maint...		36.46	-1,009.86
Credit Card Charge	06/06/2017	170615	887 Maintenance of ...	Taco Bell	887.46 · Maint...		13.67	-1,023.53
Credit Card Charge	06/06/2017	170615	887 Maintenance of ...	Gran Central	887.46 · Maint...		25.32	-1,048.85
Credit Card Charge	06/06/2017	170615	874 Mains & Services	Grissoms	874.46 · Mains...		176.75	-1,225.60
Credit Card Charge	06/07/2017	170615	921 Office Supplies	Circle K	921.46 · Office...		49.40	-1,275.00
Credit Card Charge	06/07/2017	170615	887 Maintenance of ...	Gran Central	887.46 · Maint...		24.45	-1,299.45
Credit Card Charge	06/07/2017	170615	887 Maintenance of ...	Gran Central	887.46 · Maint...		20.43	-1,319.88
Credit Card Charge	06/07/2017	170615	887 Maintenance of ...	Best Western	887.46 · Maint...		159.70	-1,479.58
Credit Card Charge	06/08/2017	170616	921 Office Supplies	E&S Oil	921.46 · Office...		43.00	-1,522.58
Credit Card Charge	06/11/2017	170616	921 Office Supplies	Fuelmaster	921.46 · Office...		39.97	-1,562.55
Credit Card Charge	06/12/2017	170616	887 Maintenance of ...	Valley Inn	887.46 · Maint...		57.75	-1,620.30
Credit Card Charge	06/12/2017	170616	887 Maintenance of ...	Billy Sims	887.46 · Maint...		27.23	-1,647.53
Credit Card Charge	06/12/2017	170616	887 Maintenance of ...	Gran Central	887.46 · Maint...		19.11	-1,666.64
Credit Card Charge	06/12/2017	170616	887 Maintenance of ...	Gran Central	887.46 · Maint...		19.26	-1,685.90
Credit Card Charge	06/12/2017	170616	874 Mains & Services	Walmart	874.46 · Mains...		19.51	-1,705.41
Credit Card Charge	06/13/2017	170616	887 Maintenance of ...	Marilyn's Rest...	887.46 · Maint...		24.08	-1,729.49
Credit Card Charge	06/13/2017	170616	887 Maintenance of ...	Adelitas	887.46 · Maint...		35.14	-1,764.63
Credit Card Charge	06/13/2017	170616	887 Maintenance of ...	Western Sizzlin	887.46 · Maint...		48.62	-1,813.25
Credit Card Charge	06/13/2017	170616	874 Mains & Services	Lowes	874.46 · Mains...		58.76	-1,872.01
Credit Card Charge	06/14/2017	170616	887 Maintenance of ...	Best Western	887.46 · Maint...		88.73	-1,960.74
Credit Card Charge	06/14/2017	170616	874 Mains & Services	Discount Whe...	874.46 · Mains...		12.00	-1,972.74
Credit Card Charge	06/14/2017	170616	887 Maintenance of ...	Merriman Cou...	887.46 · Maint...		12.56	-1,985.30
Credit Card Charge	06/14/2017	170616	887 Maintenance of ...	Taco Bell	887.46 · Maint...		30.05	-2,015.35
Credit Card Charge	06/14/2017	170616	887 Maintenance of ...	McDonalds	887.46 · Maint...		14.33	-2,029.68
Credit Card Charge	06/14/2017	170616	921 Office Supplies	Circle K	921.46 · Office...		44.01	-2,073.69
Credit Card Charge	06/14/2017	170616	874 Mains & Services	Circle K	874.46 · Mains...		5.48	-2,079.17
Credit Card Charge	06/14/2017	170616	874 Mains & Services	Lowes	874.46 · Mains...		17.15	-2,096.32
Credit Card Charge	06/15/2017	170623	921 Office Supplies	E&S Oil	921.46 · Office...		40.00	-2,136.32
Credit Card Charge	06/15/2017	170623	887 Maintenance of ...	El Fenix	887.46 · Maint...		46.36	-2,182.68
Credit Card Charge	06/16/2017	170623	887 Maintenance of ...	EJ Crow	887.46 · Maint...		12.00	-2,194.68
Credit Card Charge	06/18/2017	170623	921 Office Supplies	Fuelmasters	921.46 · Office...		39.34	-2,234.02
Credit Card Charge	06/19/2017	170623	887 Maintenance of ...	LJS	887.46 · Maint...		32.35	-2,266.37
Credit Card Charge	06/19/2017	170623	887 Maintenance of ...	Taco Bell	887.46 · Maint...		16.50	-2,282.87
Credit Card Charge	06/19/2017	170623	887 Maintenance of ...	Gran Central	887.46 · Maint...		19.01	-2,301.88
Credit Card Charge	06/19/2017	170623	887 Maintenance of ...	Best Western	887.46 · Maint...		79.85	-2,381.73
Credit Card Charge	06/19/2017	170623	874 Mains & Services	Lowe's	874.46 · Mains...		28.43	-2,410.16
Credit Card Charge	06/20/2017	170623	921 Office Supplies	Circle K	921.46 · Office...		41.30	-2,451.46
Credit Card Charge	06/20/2017	170623	887 Maintenance of ...	Marilyn's Rest...	887.46 · Maint...		45.12	-2,496.58
Credit Card Charge	06/20/2017	170623	887 Maintenance of ...	Krebs Korner	887.46 · Maint...		16.49	-2,513.07
Credit Card Charge	06/22/2017	170623	921 Office Supplies	Quick Stop	921.46 · Office...		42.07	-2,555.14
Credit Card Charge	06/22/2017	170623	887 Maintenance of ...	Front Porch C...	887.46 · Maint...		23.03	-2,578.17
Credit Card Charge	06/22/2017	170623	887 Maintenance of ...	McDonalds	887.46 · Maint...		11.46	-2,589.63
Credit Card Charge	06/25/2017	170629	921 Office Supplies	Fuelmaster	921.46 · Office...		33.63	-2,623.26
Credit Card Charge	06/25/2017	170629	921 Office Supplies	Fuelmaster	921.46 · Office...		27.05	-2,650.31
Credit Card Charge	06/26/2017	170629	887 Maintenance of ...	Marilyn's Rest...	887.46 · Maint...		26.71	-2,677.02
Credit Card Charge	06/26/2017	170629	887 Maintenance of ...	Dawns	887.46 · Maint...		32.72	-2,709.74
Credit Card Charge	06/26/2017	170629	887 Maintenance of ...	Allen Quick Pic	887.46 · Maint...		15.64	-2,725.38
Credit Card Charge	06/26/2017	170629	874 Mains & Services	Lowe's	874.46 · Mains...		24.68	-2,750.06
Credit Card Charge	06/27/2017	170629	921 Office Supplies	Shell	921.46 · Office...		38.11	-2,788.17

Navitas Utility Corporation
General Ledger
As of December 31, 2017

Type	Date	Num	Name	Memo	Split	Debit	Credit	Balance
Credit Card Charge	06/27/2017	170629	887 Maintenance of ...	Gran Central	887.46 · Maint...		19.61	-2,807.78
Credit Card Charge	06/27/2017	170629	887 Maintenance of ...	Gran Central	887.46 · Maint...		26.16	-2,833.94
Credit Card Charge	06/27/2017	170629	887 Maintenance of ...	Best Western	887.46 · Maint...		79.85	-2,913.79
Credit Card Charge	06/29/2017	170711	921 Office Supplies	E&S Oil	921.46 · Office...		39.50	-2,953.29
Credit Card Charge	07/02/2017	170725	U S Postmaster	PO BOX 395	-SPLIT-		119.00	-3,072.29
Credit Card Charge	07/09/2017	170725	921 Office Supplies	Fuelmaster	921.46 · Office...		34.69	-3,106.98
Credit Card Charge	07/09/2017	170814	921 Office Supplies	**E&S Oil	921.46 · Office...		39.00	-3,145.98
Credit Card Charge	07/10/2017	170725	921 Office Supplies	Fuelmaster	921.46 · Office...		32.90	-3,178.88
Credit Card Charge	07/11/2017	170725	887 Maintenance of ...	Legends Bar	887.46 · Maint...		46.66	-3,225.54
Credit Card Charge	07/11/2017	170725	887 Maintenance of ...	McDonalds	887.46 · Maint...		9.66	-3,235.20
Credit Card Charge	07/12/2017	170725	874 Mains & Services	Airgas	874.46 · Mains...		101.09	-3,336.29
Credit Card Charge	07/13/2017	170725	921 Office Supplies	E&S Oil	921.46 · Office...		40.00	-3,376.29
Credit Card Charge	07/13/2017	170725	874 Mains & Services	Lowe's	874.46 · Mains...		23.46	-3,399.75
Credit Card Charge	07/13/2017	170725	874 Mains & Services	Walmart	874.46 · Mains...		48.72	-3,448.47
Credit Card Charge	07/13/2017	170725	887 Maintenance of ...	IHOP	887.46 · Maint...		28.79	-3,477.26
Check	07/13/2017	ACH	Bank 7 Credit Cards		1107 · Checkin...	3,508.26		31.00
Credit Card Charge	07/17/2017	170727	887 Maintenance of ...	Taco Bell	887.46 · Maint...		16.82	14.18
Credit Card Charge	07/17/2017	170727	887 Maintenance of ...	Circle K	887.46 · Maint...		22.37	-8.19
Credit Card Charge	07/17/2017	170727	887 Maintenance of ...	charlie's chick...	887.46 · Maint...		24.05	-32.24
Credit Card Charge	07/17/2017	170727	921 Office Supplies	E&S OIl	921.46 · Office...		41.50	-73.74
Credit Card Charge	07/17/2017	170727	887 Maintenance of ...	Best Western	887.46 · Maint...		79.85	-153.59
Credit Card Charge	07/17/2017	170727	874 Mains & Services	Lowes	874.46 · Mains...		98.54	-252.13
Credit Card Charge	07/17/2017	170727	874 Mains & Services	Walmart	874.46 · Mains...		160.97	-413.10
Credit Card Charge	07/18/2017	170727	887 Maintenance of ...	BBQ	887.46 · Maint...		49.81	-462.91
Credit Card Charge	07/18/2017	170727	887 Maintenance of ...	Gran Central	887.46 · Maint...		11.00	-473.91
Credit Card Charge	07/18/2017	170727	921 Office Supplies	Shell	921.46 · Office...		35.25	-509.16
Credit Card Charge	07/20/2017	170727	921 Office Supplies	E&S OIl	921.46 · Office...		52.80	-561.96
Credit Card Charge	07/21/2017	170727	887 Maintenance of ...	Front Porch C...	887.46 · Maint...		19.55	-581.51
Credit Card Charge	07/24/2017	170801	921 Office Supplies	E&S Oil	921.46 · Office...		32.00	-613.51
Credit Card Charge	07/24/2017	170801	887 Maintenance of ...	Pups BBQ	887.46 · Maint...		100.63	-714.14
Credit Card Charge	07/24/2017	170801	887 Maintenance of ...	Marilyn's Rest...	887.46 · Maint...		23.59	-737.73
Credit Card Charge	07/24/2017	170801	887 Maintenance of ...	Marilyn's Rest...	887.46 · Maint...		25.61	-763.34
Credit Card Charge	07/24/2017	170801	887 Maintenance of ...	E&S Oil	887.46 · Maint...		3.91	-767.25
Credit Card Charge	07/25/2017	170801	887 Maintenance of ...	Taco Bell	887.46 · Maint...		19.79	-787.04
Credit Card Charge	07/25/2017	170801	887 Maintenance of ...	Grandpas Pizza	887.46 · Maint...		35.41	-822.45
Credit Card Charge	07/25/2017	170801	887 Maintenance of ...	Gran Central	887.46 · Maint...		19.88	-842.33
Credit Card Charge	07/26/2017	170801	921 Office Supplies	Travel Plaza	921.46 · Office...		46.50	-888.83
Credit Card Charge	07/26/2017	170801	887 Maintenance of ...	Marilyn's Rest...	887.46 · Maint...		25.61	-914.44
Credit Card Charge	07/26/2017	170801	887 Maintenance of ...	Pizza Hut	887.46 · Maint...		24.90	-939.34
Credit Card Charge	07/26/2017	170801	887 Maintenance of ...	Gran Central	887.46 · Maint...		25.12	-964.46
Credit Card Charge	07/26/2017	170801	887 Maintenance of ...	Gran Central	887.46 · Maint...		33.18	-997.64
Credit Card Charge	07/27/2017	170801	887 Maintenance of ...	Pizza Hut	887.46 · Maint...		25.98	-1,023.62
Credit Card Charge	07/27/2017	170801	887 Maintenance of ...	Gran Central	887.46 · Maint...		12.83	-1,036.45
Credit Card Charge	07/27/2017	170801	887 Maintenance of ...	Best Western	887.46 · Maint...		239.55	-1,276.00
Credit Card Charge	07/28/2017	170801	921 Office Supplies	E&S Oil	921.46 · Office...		31.25	-1,307.25
Credit Card Charge	07/28/2017	170801	932 Maintenance of ...	Allstate	932 · Maintena...		125.00	-1,432.25
Credit Card Charge	07/28/2017	170811	874 Mains & Services	Gordon White	874.46 · Mains...		43.48	-1,475.73
Credit Card Charge	07/31/2017	170811	887 Maintenance of ...	Marilyn Restu...	887.46 · Maint...		12.51	-1,488.24
Credit Card Charge	07/31/2017	170811	887 Maintenance of ...	Gran Central	887.46 · Maint...		40.43	-1,528.67

Navitas Utility Corporation
General Ledger
As of December 31, 2017

Type	Date	Num	Name	Memo	Split	Debit	Credit	Balance
Credit Card Charge	07/31/2017	170811	887 Maintenance of ...	Pizza Hut	887.46 · Maint...		23.81	-1,552.48
Credit Card Charge	07/31/2017	170811	921 Office Supplies	E&S Oil	921.46 · Office...		28.50	-1,580.98
Credit Card Charge	08/01/2017	170811	887 Maintenance of ...	Jarochos Mex...	887.46 · Maint...		30.50	-1,611.48
Credit Card Charge	08/01/2017	170811	887 Maintenance of ...	Marilyn Restu...	887.46 · Maint...		13.51	-1,624.99
Credit Card Charge	08/01/2017	170811	887 Maintenance of ...	Gran Central	887.46 · Maint...		8.68	-1,633.67
Credit Card Charge	08/01/2017	170811	874 Mains & Services	Lowes	874.46 · Mains...		72.73	-1,706.40
Credit Card Charge	08/02/2017	170811	887 Maintenance of ...	Marilyn Restu...	887.46 · Maint...		13.51	-1,719.91
Credit Card Charge	08/02/2017	170811	887 Maintenance of ...	Gran Central	887.46 · Maint...		26.19	-1,746.10
Credit Card Charge	08/02/2017	170811	887 Maintenance of ...	Gran Central	887.46 · Maint...		22.06	-1,768.16
Credit Card Charge	08/02/2017	170811	921 Office Supplies	Gran Central	921.46 · Office...		39.00	-1,807.16
Credit Card Charge	08/02/2017	170811	874 Mains & Services	Quinton True ...	874.46 · Mains...		75.18	-1,882.34
Credit Card Charge	08/02/2017	170811	874 Mains & Services	Walmart	874.46 · Mains...		47.23	-1,929.57
Credit Card Charge	08/03/2017	170811	887 Maintenance of ...	Gran Central	887.46 · Maint...		7.26	-1,936.83
Credit Card Charge	08/03/2017	170811	887 Maintenance of ...	Gran Central	887.46 · Maint...		16.31	-1,953.14
Credit Card Charge	08/03/2017	170811	887 Maintenance of ...	Best Western	887.46 · Maint...		239.55	-2,192.69
General Journal	08/03/2017	170803		Annual Fee fo...	2273 · Joseph ...		49.00	-2,241.69
Credit Card Charge	08/06/2017	170811	921 Office Supplies	Fuelmaster	921.46 · Office...		36.91	-2,278.60
Credit Card Charge	08/07/2017	170811	887 Maintenance of ...	Marilyn Restu...	887.46 · Maint...		24.02	-2,302.62
Credit Card Charge	08/07/2017	170811	887 Maintenance of ...	Gran Central	887.46 · Maint...		10.86	-2,313.48
Credit Card Charge	08/07/2017	170811	887 Maintenance of ...	Adelita's Mexi...	887.46 · Maint...		22.67	-2,336.15
Credit Card Charge	08/08/2017	170811	887 Maintenance of ...	Gran Central	887.46 · Maint...		26.74	-2,362.89
Credit Card Charge	08/08/2017	170811	887 Maintenance of ...	Pizza Hut	887.46 · Maint...		25.98	-2,388.87
Credit Card Charge	08/09/2017	170811	887 Maintenance of ...	Marilyn Restu...	887.46 · Maint...		24.08	-2,412.95
Credit Card Charge	08/09/2017	170811	887 Maintenance of ...	Marilyn Restu...	887.46 · Maint...		25.22	-2,438.17
Credit Card Charge	08/09/2017	170811	887 Maintenance of ...	Gran Central	887.46 · Maint...		18.50	-2,456.67
Credit Card Charge	08/09/2017	170811	887 Maintenance of ...	Gran Central	887.46 · Maint...		29.78	-2,486.45
Credit Card Charge	08/09/2017	170811	921 Office Supplies	Shell	921.46 · Office...		43.00	-2,529.45
Credit Card Charge	08/10/2017	170811	887 Maintenance of ...	Gran Central	887.46 · Maint...		12.30	-2,541.75
Credit Card Charge	08/10/2017	170811	887 Maintenance of ...	Gran Central	887.46 · Maint...		22.37	-2,564.12
Credit Card Charge	08/11/2017	170829	874 Mains & Services	Hollywood Ga...	874.46 · Mains...		68.07	-2,632.19
Credit Card Charge	08/20/2017	170829	921 Office Supplies	Fuelmaster	921.46 · Office...		38.61	-2,670.80
Credit Card Charge	08/21/2017	170829	887 Maintenance of ...	Marilyn's Rest...	887.46 · Maint...		22.76	-2,693.56
Credit Card Charge	08/21/2017	170829	887 Maintenance of ...	Pops BBQ	887.46 · Maint...		35.19	-2,728.75
Credit Card Charge	08/21/2017	170829	887 Maintenance of ...	Gran Central	887.46 · Maint...		21.70	-2,750.45
Credit Card Charge	08/22/2017	170829	887 Maintenance of ...	El Caporel Mex	887.46 · Maint...		35.62	-2,786.07
Credit Card Charge	08/22/2017	170829	887 Maintenance of ...	Pizza Hut	887.46 · Maint...		25.98	-2,812.05
Credit Card Charge	08/22/2017	170829	887 Maintenance of ...	Gran Central	887.46 · Maint...		15.24	-2,827.29
Credit Card Charge	08/22/2017	170829	874 Mains & Services	Lowe's	874.46 · Mains...		105.04	-2,932.33
Credit Card Charge	08/23/2017	170829	921 Office Supplies	Shell	921.46 · Office...		36.01	-2,968.34
Credit Card Charge	08/23/2017	170829	887 Maintenance of ...	Gran Central	887.46 · Maint...		35.66	-3,004.00
Credit Card Charge	08/23/2017	170829	887 Maintenance of ...	Gran Central	887.46 · Maint...		17.64	-3,021.64
Credit Card Charge	08/24/2017	170829	921 Office Supplies	QuikStop	921.46 · Office...		47.50	-3,069.14
Credit Card Charge	08/24/2017	170829	887 Maintenance of ...	El Fenix	887.46 · Maint...		27.03	-3,096.17
Credit Card Charge	08/25/2017	170908	921 Office Supplies	Walmart	921.46 · Office...		83.42	-3,179.59
Credit Card Charge	08/25/2017	170911	921 Office Supplies	**E&S Oil	921.46 · Office...		26.01	-3,205.60
Credit Card Charge	08/29/2017	170908	921 Office Supplies	E&S Oil	921.46 · Office...		18.30	-3,223.90
Credit Card Charge	08/29/2017	170908	887 Maintenance of ...	McDonalds	887.46 · Maint...		12.74	-3,236.64
Credit Card Charge	08/30/2017	170908	887 Maintenance of ...	Gran Central	887.46 · Maint...		25.64	-3,262.28
Credit Card Charge	08/30/2017	170908	887 Maintenance of ...	Gran Central	887.46 · Maint...		32.75	-3,295.03

Navitas Utility Corporation
General Ledger
As of December 31, 2017

Type	Date	Num	Name	Memo	Split	Debit	Credit	Balance
Credit Card Charge	08/31/2017	170908	921 Office Supplies	Shell	921.46 · Office...		45.50	-3,340.53
Credit Card Charge	08/31/2017	170908	887 Maintenance of ...	Gran Central	887.46 · Maint...		22.91	-3,363.44
Credit Card Charge	08/31/2017	170911	887 Maintenance of ...	**Gran Central	887.46 · Maint...		20.59	-3,384.03
Credit Card Charge	09/01/2017	170908	874 Mains & Services	R&R Truck Fit...	874.46 · Mains...		190.00	-3,574.03
Credit Card Charge	09/05/2017	170911	887 Maintenance of ...	Marilyn's Rest...	887.46 · Maint...		13.51	-3,587.54
Credit Card Charge	09/05/2017	170911	887 Maintenance of ...	Subway	887.46 · Maint...		19.45	-3,606.99
Credit Card Charge	09/05/2017	170911	874 Mains & Services	Lowe's	874.46 · Mains...		98.46	-3,705.45
Credit Card Charge	09/05/2017	170911	921 Office Supplies	E&S Oil	921.46 · Office...		33.20	-3,738.65
Credit Card Charge	09/06/2017	170911	887 Maintenance of ...	Pops BBQ	887.46 · Maint...		30.78	-3,769.43
Credit Card Charge	09/06/2017	170911	887 Maintenance of ...	Marilyn's Rest...	887.46 · Maint...		23.81	-3,793.24
Credit Card Charge	09/06/2017	170911	874 Mains & Services	Lowe's	874.46 · Mains...		19.67	-3,812.91
Credit Card Charge	09/06/2017	170911	921 Office Supplies	Shell	921.46 · Office...		48.50	-3,861.41
Credit Card Charge	09/07/2017	170911	887 Maintenance of ...	Best Western	887.46 · Maint...		159.70	-4,021.11
Credit Card Charge	09/07/2017	170911	887 Maintenance of ...	Gran Central	887.46 · Maint...		16.90	-4,038.01
Credit Card Charge	09/08/2017	170919	887 Maintenance of ...	chips & Ales	887.46 · Maint...		29.51	-4,067.52
Credit Card Charge	09/08/2017	170919	921 Office Supplies	E&S Oil	921.46 · Office...		43.00	-4,110.52
Credit Card Charge	09/10/2017	170919	887 Maintenance of ...	Marilyn's Rest...	887.46 · Maint...		44.57	-4,155.09
Credit Card Charge	09/10/2017	170919	921 Office Supplies	E&S Oil	921.46 · Office...		26.00	-4,181.09
Credit Card Charge	09/11/2017	170919	887 Maintenance of ...	East Gourmet...	887.46 · Maint...		70.43	-4,251.52
Credit Card Charge	09/12/2017	170919	887 Maintenance of ...	Marilyn's Rest...	887.46 · Maint...		51.04	-4,302.56
Credit Card Charge	09/12/2017	170919	887 Maintenance of ...	Marilyn's Rest...	887.46 · Maint...		13.06	-4,315.62
Credit Card Charge	09/12/2017	170919	874 Mains & Services	Lowe's	874.46 · Mains...		81.67	-4,397.29
Credit Card Charge	09/13/2017	170919	887 Maintenance of ...	Marilyn's Rest...	887.46 · Maint...		49.47	-4,446.76
Credit Card Charge	09/13/2017	170919	887 Maintenance of ...	Braum's	887.46 · Maint...		14.10	-4,460.86
Credit Card Charge	09/14/2017	170919	887 Maintenance of ...	Marilyn's Rest...	887.46 · Maint...		45.62	-4,506.48
Credit Card Charge	09/14/2017	170919	921 Office Supplies	Circle K	921.46 · Office...		44.25	-4,550.73
Credit Card Charge	09/14/2017	170919	887 Maintenance of ...	Best Western	887.46 · Maint...		319.40	-4,870.13
Credit Card Charge	09/15/2017	170919	921 Office Supplies	E&S Oil	921.46 · Office...		43.80	-4,913.93
Credit Card Charge	09/15/2017	170919	921 Office Supplies	E&S Oil	921.46 · Office...		40.00	-4,953.93
Credit Card Charge	09/15/2017	171005	874 Mains & Services	Duncan Build...	874.46 · Mains...		61.05	-5,014.98
Credit Card Charge	09/16/2017	170919	887 Maintenance of ...	Cobb Creek C...	887.46 · Maint...		37.37	-5,052.35
Credit Card Charge	09/16/2017	170919	887 Maintenance of ...	Eakly One Stop	887.46 · Maint...		40.62	-5,092.97
Credit Card Charge	09/16/2017	170919	887 Maintenance of ...	Pizza Hut	887.46 · Maint...		70.00	-5,162.97
Credit Card Charge	09/16/2017	170919	887 Maintenance of ...	Carnegie Inn	887.46 · Maint...		112.00	-5,274.97
Credit Card Charge	09/17/2017	170919	874 Mains & Services	Eakly One Stop	874.46 · Mains...		64.00	-5,338.97
Credit Card Charge	09/18/2017	170919	887 Maintenance of ...	Gordon White...	887.46 · Maint...		1,413.85	-6,752.82
Credit Card Charge	09/18/2017	171005	921 Office Supplies	E&S Oil	921.46 · Office...		28.60	-6,781.42
Credit Card Charge	09/19/2017	171005	887 Maintenance of ...	Gran Central	887.46 · Maint...		21.20	-6,802.62
Credit Card Charge	09/19/2017	171005	887 Maintenance of ...	Rib Crib	887.46 · Maint...		60.23	-6,862.85
Credit Card Charge	09/19/2017	171005	887 Maintenance of ...	McDonalds	887.46 · Maint...		12.52	-6,875.37
Credit Card Charge	09/20/2017	171005	887 Maintenance of ...	McDonalds	887.46 · Maint...		7.86	-6,883.23
Credit Card Charge	09/20/2017	171005	887 Maintenance of ...	Western Sizzlin	887.46 · Maint...		48.62	-6,931.85
Credit Card Charge	09/21/2017	171005	887 Maintenance of ...	East China	887.46 · Maint...		44.75	-6,976.60
Credit Card Charge	09/21/2017	171005	887 Maintenance of ...	McDonalds	887.46 · Maint...		8.41	-6,985.01
Credit Card Charge	09/21/2017	171005	887 Maintenance of ...	Best Western	887.46 · Maint...		159.70	-7,144.71
Credit Card Charge	09/21/2017	171005	921 Office Supplies	Krebs Korner	921.46 · Office...		47.25	-7,191.96
Credit Card Charge	09/21/2017	171005	874 Mains & Services	Airgas	874.46 · Mains...		66.86	-7,258.82
Credit Card Charge	09/22/2017	171005	874 Mains & Services	Dollar General	874.46 · Mains...		10.87	-7,269.69
Credit Card Charge	09/22/2017	171005	874 Mains & Services	Walmart	874.46 · Mains...		11.17	-7,280.86

Navitas Utility Corporation
General Ledger
As of December 31, 2017

Type	Date	Num	Name	Memo	Split	Debit	Credit	Balance
Credit Card Charge	09/22/2017	171012	874 Mains & Services	Starlite Weldi...	874.46 · Mains...		249.51	-7,530.37
Credit Card Charge	09/25/2017	171005	921 Office Supplies	E&S Oil	921.46 · Office...		41.70	-7,572.07
Credit Card Charge	09/26/2017	171005	887 Maintenance of ...	Circle K	887.46 · Maint...		10.96	-7,583.03
Credit Card Charge	09/26/2017	171005	887 Maintenance of ...	McDonalds	887.46 · Maint...		8.96	-7,591.99
Credit Card Charge	09/26/2017	171005	887 Maintenance of ...	Pops BBQ	887.46 · Maint...		31.99	-7,623.98
Credit Card Charge	09/26/2017	171005	921 Office Supplies	E&S Oil	921.46 · Office...		30.00	-7,653.98
Credit Card Charge	09/27/2017	171005	887 Maintenance of ...	Gran Central	887.46 · Maint...		10.70	-7,664.68
Credit Card Charge	09/27/2017	171005	887 Maintenance of ...	Western Sizzlin	887.46 · Maint...		43.92	-7,708.60
Credit Card Charge	09/27/2017	171005	887 Maintenance of ...	Gran Central	887.46 · Maint...		37.65	-7,746.25
Credit Card Charge	09/28/2017	171005	921 Office Supplies	E&S Oil	921.46 · Office...		33.00	-7,779.25
Check	09/28/2017	ACH	Bank 7 Credit Cards		1107 · Checkin...	7,779.25		0.00
Credit Card Charge	09/29/2017	171005	887 Maintenance of ...	El Fenix	887.46 · Maint...		27.35	-27.35
Credit Card Charge	10/02/2017	171005	887 Maintenance of ...	Marilyn's Rest...	887.46 · Maint...		13.51	-40.86
Credit Card Charge	10/03/2017	171005	887 Maintenance of ...	Marilyn's Rest...	887.46 · Maint...		13.51	-54.37
Credit Card Charge	10/03/2017	171005	887 Maintenance of ...	Dawns	887.46 · Maint...		58.55	-112.92
Credit Card Charge	10/04/2017	171005	887 Maintenance of ...	Best Western	887.46 · Maint...		159.70	-272.62
Credit Card Charge	10/04/2017	171005	887 Maintenance of ...	Roseanna's R...	887.46 · Maint...		61.63	-334.25
Credit Card Charge	10/04/2017	171005	887 Maintenance of ...	McDonalds	887.46 · Maint...		8.96	-343.21
Credit Card Charge	10/04/2017	171005	921 Office Supplies	Circle K	921.46 · Office...		57.00	-400.21
Credit Card Charge	10/04/2017	171005	874 Mains & Services	Lowes	874.46 · Mains...		26.26	-426.47
Credit Card Charge	10/04/2017	171005	874 Mains & Services	Lowes	874.46 · Mains...		197.12	-623.59
Credit Card Charge	10/08/2017	171016	921 Office Supplies	Speedy G's	921.46 · Office...		52.70	-676.29
Credit Card Charge	10/09/2017	171016	887 Maintenance of ...	Marilyn's Rest...	887.46 · Maint...		14.65	-690.94
Credit Card Charge	10/09/2017	171016	887 Maintenance of ...	Marilyn's Rest...	887.46 · Maint...		36.78	-727.72
Credit Card Charge	10/09/2017	171016	887 Maintenance of ...	McDonalds	887.46 · Maint...		14.19	-741.91
Credit Card Charge	10/09/2017	171016	874 Mains & Services	Lowe's	874.46 · Mains...		48.95	-790.86
Credit Card Charge	10/09/2017	171016	874 Mains & Services	O'Reilly	874.46 · Mains...		67.33	-858.19
Credit Card Charge	10/10/2017	171016	887 Maintenance of ...	La Cabana	887.46 · Maint...		42.03	-900.22
Credit Card Charge	10/10/2017	171016	887 Maintenance of ...	McDonalds	887.46 · Maint...		12.90	-913.12
Credit Card Charge	10/11/2017	171016	921 Office Supplies	Krebs Korner	921.46 · Office...		9.90	-923.02
Credit Card Charge	10/11/2017	171016	887 Maintenance of ...	Marilyn's Rest...	887.46 · Maint...		33.35	-956.37
Credit Card Charge	10/11/2017	171016	887 Maintenance of ...	Marilyn's Rest...	887.46 · Maint...		47.80	-1,004.17
Credit Card Charge	10/11/2017	171016	887 Maintenance of ...	Rib Crib	887.46 · Maint...		40.08	-1,044.25
Credit Card Charge	10/12/2017	171016	921 Office Supplies	Circle K	921.46 · Office...		42.40	-1,086.65
Credit Card Charge	10/12/2017	171016	887 Maintenance of ...	best Western	887.46 · Maint...		250.53	-1,337.18
Credit Card Charge	10/12/2017	171016	874 Mains & Services	Lowe's	874.46 · Mains...		15.97	-1,353.15
Credit Card Charge	10/12/2017	171016	887 Maintenance of ...	McDonalds	887.46 · Maint...		10.71	-1,363.86
Credit Card Charge	10/16/2017	171025	921 Office Supplies	E&S Oil	921.46 · Office...		25.50	-1,389.36
Credit Card Charge	10/16/2017	171025	887 Maintenance of ...	Flipside Grille	887.46 · Maint...		34.31	-1,423.67
Credit Card Charge	10/17/2017	171025	921 Office Supplies	E&S Oil	921.46 · Office...		60.80	-1,484.47
Credit Card Charge	10/18/2017	171025	874 Mains & Services	Hollywood Ga...	874.46 · Mains...		95.50	-1,579.97
Credit Card Charge	10/24/2017	171109	921 Office Supplies	E&S Oil	921.46 · Office...		31.01	-1,610.98
Credit Card Charge	10/24/2017	171109	921 Office Supplies	E&S Oil	921.46 · Office...		28.00	-1,638.98
Credit Card Charge	10/24/2017	171109	887 Maintenance of ...	Quick Stop	887.46 · Maint...		10.25	-1,649.23
Credit Card Charge	10/27/2017	171109	921 Office Supplies	E&S Oil	921.46 · Office...		52.50	-1,701.73
Credit Card Charge	10/30/2017	171109	921 Office Supplies	Circle K	921.46 · Office...		29.30	-1,731.03
Credit Card Charge	10/30/2017	171109	887 Maintenance of ...	Gran Central	887.46 · Maint...		11.79	-1,742.82
Credit Card Charge	10/30/2017	171109	887 Maintenance of ...	Gran Central	887.46 · Maint...		15.65	-1,758.47
Credit Card Charge	10/31/2017	171109	887 Maintenance of ...	Chuckwagon ...	887.46 · Maint...		32.88	-1,791.35

Navitas Utility Corporation
General Ledger
As of December 31, 2017

Type	Date	Num	Name	Memo	Split	Debit	Credit	Balance
Credit Card Charge	11/01/2017	171109	921 Office Supplies	E&S Oil	921.46 · Office...		46.00	-1,837.35
Credit Card Charge	11/02/2017	171109	921 Office Supplies	E&S Oil	921.46 · Office...		26.50	-1,863.85
Credit Card Charge	11/03/2017	171109	874 Mains & Services	Montgomery ...	874.46 · Mains...		141.38	-2,005.23
Credit Card Charge	11/03/2017	171201	921 Office Supplies	E&S Oil	921.46 · Office...		43.00	-2,048.23
Credit Card Charge	11/04/2017	171201	874 Mains & Services	Hollywood Ga...	874.46 · Mains...		180.22	-2,228.45
Credit Card Charge	11/06/2017	171201	887 Maintenance of ...	Marilyn's Rest...	887.46 · Maint...		13.07	-2,241.52
Credit Card Charge	11/06/2017	171201	887 Maintenance of ...	Western Sizzlin	887.46 · Maint...		66.12	-2,307.64
Credit Card Charge	11/06/2017	171201	887 Maintenance of ...	McDonalds	887.46 · Maint...		12.22	-2,319.86
Credit Card Charge	11/06/2017	171201	921 Office Supplies	Walmart	921.46 · Office...		66.12	-2,385.98
Credit Card Charge	11/07/2017	171201	887 Maintenance of ...	Smokehouse	887.46 · Maint...		52.49	-2,438.47
Credit Card Charge	11/07/2017	171201	887 Maintenance of ...	McDonalds	887.46 · Maint...		10.71	-2,449.18
Credit Card Charge	11/08/2017	171201	887 Maintenance of ...	Marilyn's Rest...	887.46 · Maint...		12.75	-2,461.93
Credit Card Charge	11/08/2017	171201	887 Maintenance of ...	Rib Crib	887.46 · Maint...		44.38	-2,506.31
Credit Card Charge	11/08/2017	171201	887 Maintenance of ...	McDonalds	887.46 · Maint...		9.94	-2,516.25
Credit Card Charge	11/09/2017	171201	887 Maintenance of ...	Best Western	887.46 · Maint...		250.53	-2,766.78
Credit Card Charge	11/09/2017	171201	887 Maintenance of ...	Dawns	887.46 · Maint...		23.72	-2,790.50
Credit Card Charge	11/09/2017	171201	887 Maintenance of ...	McDonalds	887.46 · Maint...		9.61	-2,800.11
Credit Card Charge	11/09/2017	171201	921 Office Supplies	All Fuels	921.46 · Office...		57.50	-2,857.61
Credit Card Charge	11/12/2017	171201	921 Office Supplies	E&S Oil	921.46 · Office...		22.00	-2,879.61
Credit Card Charge	11/13/2017	171201	874 Mains & Services	Lowe's	874.46 · Mains...		151.61	-3,031.22
Credit Card Charge	11/13/2017	171201	887 Maintenance of ...	McDonalds	887.46 · Maint...		10.71	-3,041.93
Credit Card Charge	11/13/2017	171201	887 Maintenance of ...	Angels Diner	887.46 · Maint...		29.14	-3,071.07
Credit Card Charge	11/14/2017	171201	874 Mains & Services	Lowe's	874.46 · Mains...		37.19	-3,108.26
Credit Card Charge	11/14/2017	171201	887 Maintenance of ...	McDonalds	887.46 · Maint...		8.30	-3,116.56
Credit Card Charge	11/14/2017	171201	887 Maintenance of ...	LJS	887.46 · Maint...		10.92	-3,127.48
Credit Card Charge	11/14/2017	171201	887 Maintenance of ...	Subway	887.46 · Maint...		32.81	-3,160.29
Credit Card Charge	11/14/2017	171201	921 Office Supplies	Circle K	921.46 · Office...		41.00	-3,201.29
Credit Card Charge	11/15/2017	171201	874 Mains & Services	Lowe's	874.46 · Mains...		117.13	-3,318.42
Credit Card Charge	11/15/2017	171201	887 Maintenance of ...	McDonalds	887.46 · Maint...		12.00	-3,330.42
Credit Card Charge	11/15/2017	171201	887 Maintenance of ...	McDonalds	887.46 · Maint...		9.50	-3,339.92
Credit Card Charge	11/15/2017	171201	887 Maintenance of ...	Marilyn's Rest...	887.46 · Maint...		13.51	-3,353.43
Credit Card Charge	11/15/2017	171201	887 Maintenance of ...	Rib Crib	887.46 · Maint...		30.33	-3,383.76
Credit Card Charge	11/16/2017	171201	887 Maintenance of ...	Krebs Korner	887.46 · Maint...		11.08	-3,394.84
Credit Card Charge	11/16/2017	171201	887 Maintenance of ...	Best Western	887.46 · Maint...		250.53	-3,645.37
Credit Card Charge	11/17/2017	171201	874 Mains & Services	Hollywood Ga...	874.46 · Mains...		293.40	-3,938.77
Credit Card Charge	11/20/2017	171201	921 Office Supplies	E&S Oil	921.46 · Office...		50.00	-3,988.77
Credit Card Charge	11/20/2017	171201	887 Maintenance of ...	McDonalds	887.46 · Maint...		5.37	-3,994.14
Credit Card Charge	11/28/2017	171201	921 Office Supplies	E&S Oil	921.46 · Office...		48.00	-4,042.14
Credit Card Charge	11/29/2017	171201	887 Maintenance of ...	Marilyn's Rest...	887.46 · Maint...		20.63	-4,062.77
Credit Card Charge	11/29/2017	171201	887 Maintenance of ...	Marilyn's Rest...	887.46 · Maint...		13.18	-4,075.95
Credit Card Charge	11/29/2017	171201	887 Maintenance of ...	McDonalds	887.46 · Maint...		13.12	-4,089.07
Credit Card Charge	11/30/2017	171201	887 Maintenance of ...	Marilyn's Rest...	887.46 · Maint...		13.51	-4,102.58
Credit Card Charge	11/30/2017	171201	887 Maintenance of ...	McDonalds	887.46 · Maint...		11.15	-4,113.73
Credit Card Charge	11/30/2017	171201	887 Maintenance of ...	Rib Crib	887.46 · Maint...		72.16	-4,185.89
Credit Card Charge	11/30/2017	171201	874 Mains & Services	Lowes	874.46 · Mains...		80.99	-4,266.88
Credit Card Charge	12/01/2017	171201	921 Office Supplies	Circle K	921.46 · Office...		32.00	-4,298.88
Credit Card Charge	12/01/2017	171201	887 Maintenance of ...	McDonalds	887.46 · Maint...		10.69	-4,309.57
Credit Card Charge	12/01/2017	171201	887 Maintenance of ...	Best Western	887.46 · Maint...		167.02	-4,476.59
Credit Card Charge	12/01/2017	171222	887 Maintenance of ...	2 Magoos	887.46 · Maint...		12.64	-4,489.23

Navitas Utility Corporation
General Ledger
As of December 31, 2017

Type	Date	Num	Name	Memo	Split	Debit	Credit	Balance
Credit Card Charge	12/04/2017	171222	921 Office Supplies	E&S Oil	921.46 · Office...		26.30	-4,515.53
Credit Card Charge	12/04/2017	171222	887 Maintenance of ...	Flipside Grill	887.46 · Maint...		31.83	-4,547.36
Credit Card Charge	12/05/2017	171222	921 Office Supplies	E&S Oil	921.46 · Office...		47.00	-4,594.36
Credit Card Charge	12/05/2017	171222	887 Maintenance of ...	Allen Quick Pic	887.46 · Maint...		10.56	-4,604.92
Credit Card Charge	12/11/2017	171222	921 Office Supplies	E&S Oil	921.46 · Office...		44.25	-4,649.17
Credit Card Charge	12/14/2017	171222	921 Office Supplies	E&S Oil	921.46 · Office...		45.20	-4,694.37
Credit Card Charge	12/20/2017	180118	921 Office Supplies	E&S Oil	921.46 · Office...		39.50	-4,733.87
Credit Card Charge	12/26/2017	180118	921 Office Supplies	E&S Oil	921.46 · Office...		51.00	-4,784.87
Credit Card Charge	12/26/2017	180118	United States Postal...	Velma PO	6130 · Postage		9.80	-4,794.67
Credit Card Charge	12/27/2017	180118	874 Mains & Services	Hollywood Ga...	921.46 · Office...		64.14	-4,858.81
Credit Card Charge	12/29/2017	180118	921 Office Supplies	E&S Oil	921.46 · Office...		53.50	-4,912.31
Total 2289 · Bruce Lynn 0844						18,726.66	23,280.06	-4,912.31
2290 · Scott Kniess 0851								-48.00
Credit Card Charge	01/04/2017	170110	921 Office Supplies	CTS	921.46 · Office...		56.00	-104.00
Credit Card Charge	01/09/2017	170110	921 Office Supplies	EZ Mart	921.46 · Office...		50.00	-154.00
Credit Card Charge	01/11/2017	170210	921 Office Supplies	EZ Mart	921.46 · Office...		45.00	-199.00
Credit Card Charge	01/16/2017	170210	921 Office Supplies	EZ Mart	921.46 · Office...		44.00	-243.00
Credit Card Charge	01/19/2017	170210	921 Office Supplies	EZ Mart	921.46 · Office...		43.00	-286.00
Credit Card Charge	01/19/2017	170210	921 Office Supplies	All Fuels	921.46 · Office...		40.00	-326.00
Credit Card Charge	01/19/2017	170210	887 Maintenance of ...	Braum's	887.46 · Maint...		2.62	-328.62
Credit Card Charge	01/19/2017	170210	887 Maintenance of ...	Chuckwagon ...	887.46 · Maint...		61.14	-389.76
Check	01/23/2017	ACH	Bank 7 Credit Cards		1107 · Checkin...	389.76		0.00
Credit Card Charge	01/25/2017	170210	921 Office Supplies	EZ Mart	921.46 · Office...		42.00	-42.00
Credit Card Charge	01/25/2017	170210	921 Office Supplies	Walmart	921.46 · Office...		41.77	-83.77
Credit Card Charge	01/30/2017	170210	921 Office Supplies	EZ Mart	921.46 · Office...		40.00	-123.77
Credit Card Charge	01/31/2017	170210	887 Maintenance of ...	B&L Tire	887.46 · Maint...		10.00	-133.77
Credit Card Charge	02/03/2017	170210	921 Office Supplies	EZ Mart	921.46 · Office...		45.00	-178.77
Credit Card Charge	02/07/2017	170210	921 Office Supplies	Krebs Korner	921.46 · Office...		51.00	-229.77
Credit Card Charge	02/07/2017	170210	921 Office Supplies	Krebs Korner	921.46 · Office...		42.05	-271.82
Credit Card Charge	02/07/2017	170210	887 Maintenance of ...	Braum's	887.46 · Maint...		8.84	-280.66
Credit Card Charge	02/13/2017	170210	921 Office Supplies	Gran Central	921.46 · Office...		48.00	-328.66
Credit Card Charge	02/16/2017	170309	921 Office Supplies	Gran Central	921.46 · Office...		44.00	-372.66
Check	02/17/2017	ACH	Bank 7 Credit Cards		1107 · Checkin...	372.66		0.00
Credit Card Charge	02/20/2017	170309	921 Office Supplies	Gran Central	921.46 · Office...		52.00	-52.00
Credit Card Charge	02/20/2017	170309	887 Maintenance of ...	Chuckwagon ...	887.46 · Maint...		30.64	-82.64
Credit Card Charge	02/21/2017	170309	921 Office Supplies	Gran Central	921.46 · Office...		47.00	-129.64
Credit Card Charge	02/23/2017	170309	921 Office Supplies	Total	921.46 · Office...		56.00	-185.64
Credit Card Charge	02/27/2017	170309	874 Mains & Services	Lowes'	874.46 · Mains...		54.71	-240.35
Credit Card Charge	02/28/2017	170309	921 Office Supplies	Gran Central	921.46 · Office...		13.00	-253.35
Credit Card Charge	02/28/2017	170309	921 Office Supplies	Gran Central	921.46 · Office...		37.00	-290.35
Credit Card Charge	03/07/2017	170309	921 Office Supplies	Gran Central	921.46 · Office...		42.00	-332.35
Credit Card Charge	03/07/2017	170309	921 Office Supplies	Krebs Korner	921.46 · Office...		43.00	-375.35
Credit Card Charge	03/08/2017	170309	874 Mains & Services	Lowe's	874.46 · Mains...		17.49	-392.84
Credit Card Charge	03/16/2017	170410	921 Office Supplies	EZ Mart	921.46 · Office...		41.00	-433.84
Credit Card Charge	03/17/2017	170410	921 Office Supplies	EZ Mart	921.46 · Office...		11.20	-445.04
Credit Card Charge	03/21/2017	170410	921 Office Supplies	EZ Mart	921.46 · Office...		34.00	-479.04
Credit Card Charge	03/23/2017	170410	921 Office Supplies	Krebs Korner	921.46 · Office...		44.00	-523.04

Navitas Utility Corporation
General Ledger
As of December 31, 2017

Type	Date	Num	Name	Memo	Split	Debit	Credit	Balance
Credit Card Charge	03/27/2017	170410	874 Mains & Services	Nix Auto Center	874.46 · Mains...		116.89	-639.93
Credit Card Charge	03/28/2017	170410	921 Office Supplies	EZ Mart	921.46 · Office...		48.00	-687.93
Check	03/28/2017	ACH	Bank 7 Credit Cards		1107 · Checkin...	687.93		0.00
Credit Card Charge	03/30/2017	170410	921 Office Supplies	Gran Central	921.46 · Office...		43.00	-43.00
Credit Card Charge	04/03/2017	170419	921 Office Supplies	EZ Mart	921.46 · Office...		44.00	-87.00
Credit Card Charge	04/05/2017	170419	921 Office Supplies	Krebs Korner	921.46 · Office...		53.00	-140.00
Credit Card Charge	04/06/2017	170419	921 Office Supplies	EZ Mart	921.46 · Office...		5.00	-145.00
Credit Card Charge	04/07/2017	170419	921 Office Supplies	EZ Mart	921.46 · Office...		36.00	-181.00
Credit Card Charge	04/10/2017	170419	921 Office Supplies	CTS	921.46 · Office...		46.00	-227.00
Credit Card Charge	04/11/2017	170509	921 Office Supplies	Fiesta Mart	921.46 · Office...		44.01	-271.01
Credit Card Charge	04/12/2017	170509	921 Office Supplies	EZ Mart	921.46 · Office...		13.00	-284.01
Credit Card Charge	04/16/2017	170509	921 Office Supplies	Gran Central	921.46 · Office...		53.01	-337.02
Credit Card Charge	04/20/2017	170509	921 Office Supplies	EZ Mart	921.46 · Office...		37.00	-374.02
Credit Card Charge	04/24/2017	170509	921 Office Supplies	Kwick Stop	921.46 · Office...		55.00	-429.02
Credit Card Charge	04/24/2017	170509	921 Office Supplies	Walmart	921.46 · Office...		69.27	-498.29
Credit Card Charge	04/27/2017	170509	921 Office Supplies	EZ Mart	921.46 · Office...		47.01	-545.30
Credit Card Charge	04/30/2017	170509	921 Office Supplies	EZ Mart	921.46 · Office...		55.00	-600.30
Check	05/01/2017	ACH	Bank 7 Credit Cards		1107 · Checkin...	600.30		0.00
Credit Card Charge	05/05/2017	170509	921 Office Supplies	Total Express	921.46 · Office...		45.00	-45.00
Credit Card Charge	05/08/2017	170509	921 Office Supplies	Gran Central	921.46 · Office...		12.00	-57.00
Credit Card Charge	05/11/2017	170615	921 Office Supplies	Gran Central	921.46 · Office...		50.00	-107.00
Credit Card Charge	05/15/2017	170615	921 Office Supplies	Gran Central	921.46 · Office...		48.00	-155.00
Credit Card Charge	05/22/2017	170615	921 Office Supplies	Shell	921.46 · Office...		48.01	-203.01
Check	05/22/2017	ACH	Bank 7 Credit Cards		1107 · Checkin...	765.48		562.47
Credit Card Charge	05/24/2017	170615	874 Mains & Services	B Litre	874.46 · Mains...		10.00	552.47
Credit Card Charge	05/25/2017	170615	921 Office Supplies	Gran Central	921.46 · Office...		56.02	496.45
Credit Card Charge	05/25/2017	170615	921 Office Supplies	All Fuel	921.46 · Office...		42.00	454.45
Credit Card Charge	05/28/2017	170615	921 Office Supplies	Shell	921.46 · Office...		48.00	406.45
Credit Card Charge	05/31/2017	170615	921 Office Supplies	Gran Central	921.46 · Office...		36.00	370.45
Credit Card Charge	05/31/2017	170615	921 Office Supplies	Gran Central	921.46 · Office...		45.00	325.45
Credit Card Charge	06/05/2017	170615	921 Office Supplies	Whitefield	921.46 · Office...		50.00	275.45
Credit Card Charge	06/09/2017	170712	921 Office Supplies	Gran Central	921.46 · Office...		41.00	234.45
Credit Card Charge	06/09/2017	170712	874 Mains & Services	True Value	874.46 · Mains...		19.61	214.84
Credit Card Charge	06/14/2017	170712	921 Office Supplies	Gran Central	921.46 · Office...		57.00	157.84
Credit Card Charge	06/15/2017	170712	921 Office Supplies	Gran Central	921.46 · Office...		46.00	111.84
Credit Card Charge	06/15/2017	170712	921 Office Supplies	Krebs Korner	921.46 · Office...		17.00	94.84
Credit Card Charge	06/15/2017	170712	921 Office Supplies	Krebs Korner	921.46 · Office...		14.01	80.83
Credit Card Charge	06/16/2017	170712	874 Mains & Services	Lowe's	874.46 · Mains...		10.91	69.92
Credit Card Charge	06/17/2017	170712	921 Office Supplies	Gran Central	921.46 · Office...		41.00	28.92
Credit Card Charge	06/19/2017	170712	921 Office Supplies	Gran Central	921.46 · Office...		51.00	-22.08
Credit Card Charge	06/20/2017	170712	921 Office Supplies	Circle K	921.46 · Office...		29.00	-51.08
Credit Card Charge	06/20/2017	170712	887 Maintenance of ...	Chuckwagon ...	887.46 · Maint...		45.99	-97.07
Credit Card Charge	06/20/2017	170712	874 Mains & Services	Nix Auto Center	874.46 · Mains...		125.84	-222.91
Credit Card Charge	06/21/2017	170712	921 Office Supplies	CTS	921.46 · Office...		48.00	-270.91
Credit Card Charge	06/21/2017	170712	887 Maintenance of ...	Wright's Donuts	887.46 · Maint...		9.00	-279.91
Credit Card Charge	06/23/2017	170712	921 Office Supplies	Krebs Mart Gas	921.46 · Office...		52.00	-331.91
Credit Card Charge	06/26/2017	170712	921 Office Supplies	Gran Central	921.46 · Office...		13.06	-344.97
Credit Card Charge	06/26/2017	170712	921 Office Supplies	Krebs Korner	921.46 · Office...		33.00	-377.97
Credit Card Charge	06/29/2017	170712	921 Office Supplies	Gran Central	921.46 · Office...		44.00	-421.97

Navitas Utility Corporation
General Ledger
As of December 31, 2017

Type	Date	Num	Name	Memo	Split	Debit	Credit	Balance
Credit Card Charge	07/01/2017	170712	921 Office Supplies	Gran Central	921.46 · Office...		41.00	-462.97
Credit Card Charge	07/05/2017	170712	921 Office Supplies	All Fuels	921.46 · Office...		40.00	-502.97
Credit Card Charge	07/08/2017	170712	921 Office Supplies	Total Express	921.46 · Office...		54.00	-556.97
Credit Card Charge	07/11/2017	170712	921 Office Supplies	Fiesta Mart	921.46 · Office...		29.92	-586.89
Check	07/13/2017	ACH	Bank 7 Credit Cards		1107 · Checkin...	585.98		-0.91
Credit Card Charge	07/15/2017	170811	921 Office Supplies	Gas	921.46 · Office...		38.00	-38.91
Credit Card Charge	07/17/2017	170811	921 Office Supplies	Gran Central	921.46 · Office...		14.00	-52.91
Credit Card Charge	07/17/2017	170811	921 Office Supplies	Gran Central	921.46 · Office...		38.00	-90.91
Credit Card Charge	07/19/2017	170811	921 Office Supplies	Gran Central	921.46 · Office...		30.00	-120.91
Credit Card Charge	07/23/2017	170811	921 Office Supplies	Shell	921.46 · Office...		62.00	-182.91
Credit Card Charge	07/24/2017	170811	921 Office Supplies	Gran Central	921.46 · Office...		22.52	-205.43
Credit Card Charge	07/27/2017	170811	921 Office Supplies	Gran Central	921.46 · Office...		37.00	-242.43
Credit Card Charge	08/01/2017	170811	921 Office Supplies	Gran Central	921.46 · Office...		35.00	-277.43
General Journal	08/03/2017	170803		Annual Fee fo...	2273 · Joseph ...		49.00	-326.43
Credit Card Charge	08/07/2017	170811	874 Mains & Services	Gran Central	874.46 · Mains...		8.68	-335.11
Credit Card Charge	08/07/2017	170912	921 Office Supplies	BD Mart	921.46 · Office...		57.58	-392.69
Credit Card Charge	08/09/2017	170912	921 Office Supplies	Gran Central	921.46 · Office...		36.73	-429.42
Credit Card Charge	08/10/2017	170912	921 Office Supplies	Gran Central	921.46 · Office...		47.00	-476.42
Credit Card Charge	08/18/2017	170912	921 Office Supplies	Whitefield	921.46 · Office...		53.00	-529.42
Credit Card Charge	08/22/2017	170912	921 Office Supplies	Circle K	921.46 · Office...		38.00	-567.42
Credit Card Charge	08/23/2017	170912	874 Mains & Services	B Litre	874.46 · Mains...		10.00	-577.42
Credit Card Charge	08/24/2017	170912	874 Mains & Services	Dollar General	874.46 · Mains...		5.62	-583.04
Credit Card Charge	08/27/2017	170912	921 Office Supplies	Shell	921.46 · Office...		50.00	-633.04
Credit Card Charge	08/29/2017	170912	887 Maintenance of ...	Braum's	887.46 · Maint...		3.71	-636.75
Credit Card Charge	08/30/2017	170912	921 Office Supplies	Gran Central	921.46 · Office...		60.00	-696.75
Credit Card Charge	08/30/2017	170912	887 Maintenance of ...	Gran Central	887.46 · Maint...		8.68	-705.43
Credit Card Charge	08/31/2017	170912	887 Maintenance of ...	Gran Central	887.46 · Maint...		6.51	-711.94
Credit Card Charge	09/06/2017	170912	921 Office Supplies	Gran Central	921.46 · Office...		44.00	-755.94
Credit Card Charge	09/11/2017	170912	921 Office Supplies	Gran Central	921.46 · Office...		15.00	-770.94
Credit Card Charge	09/11/2017	170912	921 Office Supplies	Gran Central	921.46 · Office...		47.00	-817.94
Credit Card Charge	09/12/2017	170912	887 Maintenance of ...	Gran Central	887.46 · Maint...		34.60	-852.54
Credit Card Charge	09/13/2017	171012	921 Office Supplies	Gran Central	921.46 · Office...		40.00	-892.54
Credit Card Charge	09/14/2017	171012	921 Office Supplies	Gran Central	921.46 · Office...		22.84	-915.38
Credit Card Charge	09/14/2017	171012	887 Maintenance of ...	Gran Central	887.46 · Maint...		10.88	-926.26
Credit Card Charge	09/18/2017	171012	921 Office Supplies	Total Express	921.46 · Office...		64.00	-990.26
Credit Card Charge	09/20/2017	171012	921 Office Supplies	Krebs Korner	921.46 · Office...		18.73	-1,008.99
Credit Card Charge	09/20/2017	171012	921 Office Supplies	Krebs Korner	921.46 · Office...		6.00	-1,014.99
Credit Card Charge	09/21/2017	171012	921 Office Supplies	Krebs Korner	921.46 · Office...		39.00	-1,053.99
Credit Card Charge	09/22/2017	171012	874 Mains & Services	Nix Auto	874.46 · Mains...		84.42	-1,138.41
Credit Card Charge	09/23/2017	171012	921 Office Supplies	Whitefield	921.46 · Office...		40.00	-1,178.41
Credit Card Charge	09/26/2017	171012	921 Office Supplies	Gran Central	921.46 · Office...		55.00	-1,233.41
Credit Card Charge	09/26/2017	171012	921 Office Supplies	Gran Central	921.46 · Office...		47.00	-1,280.41
Credit Card Charge	09/28/2017	171012	921 Office Supplies	Shell	921.46 · Office...		38.00	-1,318.41
Check	09/28/2017	ACH	Bank 7 Credit Cards		1107 · Checkin...	1,318.41		0.00
Credit Card Charge	09/29/2017	171012	921 Office Supplies	**Gran Central	921.46 · Office...		50.00	-50.00
Credit Card Charge	10/03/2017	171012	921 Office Supplies	Gran Central	921.46 · Office...		48.00	-98.00
Credit Card Charge	10/03/2017	171012	887 Maintenance of ...	Gran Central	887.46 · Maint...		30.77	-128.77
Credit Card Charge	10/04/2017	171012	921 Office Supplies	Krebs Korner	921.46 · Office...		12.30	-141.07
Credit Card Charge	10/04/2017	171012	921 Office Supplies	Circle K	921.46 · Office...		28.00	-169.07

Navitas Utility Corporation
General Ledger
As of December 31, 2017

Type	Date	Num	Name	Memo	Split	Debit	Credit	Balance
Credit Card Charge	10/05/2017	171012	921 Office Supplies	Krebs Korner	921.46 · Office...		21.00	-190.07
Credit Card Charge	10/09/2017	171012	921 Office Supplies	Gran Central	921.46 · Office...		45.01	-235.08
Credit Card Charge	10/09/2017	171012	921 Office Supplies	Gran Central	921.46 · Office...		19.34	-254.42
Credit Card Charge	10/12/2017	171109	921 Office Supplies	Gran Central	921.46 · Office...		62.00	-316.42
Credit Card Charge	10/17/2017	171109	921 Office Supplies	Gran Central	921.46 · Office...		15.80	-332.22
Credit Card Charge	10/23/2017	171109	921 Office Supplies	Gran Central	921.46 · Office...		54.00	-386.22
Credit Card Charge	10/24/2017	171109	921 Office Supplies	Fiesta Mart	921.46 · Office...		52.00	-438.22
Credit Card Charge	10/24/2017	171113	887 Maintenance of ...	**McDonalds	887.46 · Maint...		8.65	-446.87
Credit Card Charge	10/27/2017	171109	921 Office Supplies	Gran Central	921.46 · Office...		41.01	-487.88
Credit Card Charge	11/01/2017	171109	921 Office Supplies	EZ Mart	921.46 · Office...		50.00	-537.88
Credit Card Charge	11/02/2017	171109	921 Office Supplies	Gran Central	921.46 · Office...		54.00	-591.88
Credit Card Charge	11/07/2017	171213	921 Office Supplies	Krebs Korner	921.46 · Office...		56.01	-647.89
Credit Card Charge	11/08/2017	171213	921 Office Supplies	Krebs Korner	921.46 · Office...		13.00	-660.89
Credit Card Charge	11/10/2017	171213	921 Office Supplies	Gran Central	921.46 · Office...		41.00	-701.89
Credit Card Charge	11/13/2017	171213	921 Office Supplies	Krebs Korner	921.46 · Office...		14.00	-715.89
Credit Card Charge	11/14/2017	171213	921 Office Supplies	Circle K	921.46 · Office...		35.00	-750.89
Credit Card Charge	11/15/2017	171213	921 Office Supplies	Circle K	921.46 · Office...		32.00	-782.89
Credit Card Charge	11/20/2017	171213	921 Office Supplies	Gran Central	921.46 · Office...		12.00	-794.89
Credit Card Charge	11/20/2017	171213	921 Office Supplies	Gran Central	921.46 · Office...		51.00	-845.89
Credit Card Charge	11/20/2017	171213	921 Office Supplies	Krebs Korner	921.46 · Office...		27.00	-872.89
Credit Card Charge	11/22/2017	171213	921 Office Supplies	Gran Central	921.46 · Office...		46.00	-918.89
Credit Card Charge	11/28/2017	171213	921 Office Supplies	Gran Central	921.46 · Office...		54.00	-972.89
Credit Card Charge	11/30/2017	171213	921 Office Supplies	Gran Central	921.46 · Office...		57.00	-1,029.89
Credit Card Charge	12/04/2017	171213	921 Office Supplies	Gran Central	921.46 · Office...		52.00	-1,081.89
Credit Card Charge	12/09/2017	171213	921 Office Supplies	EZ Mart	921.46 · Office...		49.01	-1,130.90
Credit Card Charge	12/12/2017	171213	921 Office Supplies	EZ Mart	921.46 · Office...		61.00	-1,191.90
Credit Card Charge	12/14/2017	180118	921 Office Supplies	Circle K	921.46 · Office...		47.00	-1,238.90
Credit Card Charge	12/18/2017	180118	921 Office Supplies	Circle K	921.46 · Office...		62.00	-1,300.90
Credit Card Charge	12/27/2017	180118	921 Office Supplies	Gran Central	921.46 · Office...		58.00	-1,358.90
Credit Card Charge	12/31/2017	180118	921 Office Supplies	EZ Mart	921.46 · Office...		40.00	-1,398.90
Credit Card Charge	12/31/2017	180118	887 Maintenance of ...	McDonalds	887.46 · Maint...		7.12	-1,406.02
Total 2290 · Scott Kniess 0851						4,720.52	6,078.54	-1,406.02

Navitas Utility Corporation
General Ledger
As of December 31, 2017

Type	Date	Num	Name	Memo	Split	Debit	Credit	Balance
2291 · Ross Modglin 1222								0.00
Credit Card Charge	01/01/2017	170110	921 Office Supplies	Microsoft	6120 · Comm ...		748.00	-748.00
Credit Card Charge	01/01/2017	170110	CQG		851.46 · Sys C...		204.00	-952.00
Credit Card Charge	01/02/2017	170210	921 Office Supplies	Microsoft	6120 · Comm ...		176.00	-1,128.00
Credit Card Charge	01/04/2017	170117	921 Office Supplies	Amazon	921.16 · Office...		40.98	-1,168.98
Credit Card Charge	01/04/2017	170117	921 Office Supplies	Amazon	921.16 · Office...		18.01	-1,186.99
Credit Card Charge	01/06/2017	170117	921 Office Supplies	Amazon	6110 · Comm ...		22.11	-1,209.10
Credit Card Charge	01/10/2017	170210	921 Office Supplies	Nest	6120 · Comm ...		20.00	-1,229.10
Credit Card Charge	01/11/2017	170211	921 Office Supplies	Dropbox	6120 · Comm ...		315.00	-1,544.10
Credit Card Charge	01/17/2017	170118	921 Office Supplies	Hyperikon	6140 · Office c...		95.26	-1,639.36
Credit Card Charge	01/20/2017	170210	921 Office Supplies	SiteKreator	6120 · Comm ...		59.95	-1,699.31
Check	01/23/2017	ACH	Bank 7 Credit Cards		1107 · Checkin...	1,699.31		0.00
Credit Card Charge	01/26/2017	170202	921 Office Supplies	Amazon	6140 · Office c...		125.85	-125.85
Credit Card Charge	01/26/2017	170202	1605 Office equipm...	Amazon	1605 · Office e...		1,400.74	-1,526.59
Credit Card Charge	02/01/2017	170210	921 Office Supplies	Microsoft	6120 · Comm ...		176.00	-1,702.59
Credit Card Charge	02/01/2017	170210	921 Office Supplies	Microsoft	6120 · Comm ...		748.00	-2,450.59
Credit Card Charge	02/01/2017	170210	CQG		851.46 · Sys C...		204.00	-2,654.59
Credit Card Charge	02/02/2017	170210	921 Office Supplies	**Amazon	6110 · Comm ...		29.86	-2,684.45
Credit Card Charge	02/06/2017	170208	921 Office Supplies	Intuit	6120 · Comm ...		2,369.42	-5,053.87
Credit Card Charge	02/07/2017	170208	921 Office Supplies	Amazon	6120 · Comm ...		136.98	-5,190.85
Credit Card Charge	02/08/2017	170309	921 Office Supplies	**Amazon	6140 · Office c...		13.50	-5,204.35
Credit Card Charge	02/09/2017	170213	921 Office Supplies	Amazon	6140 · Office c...		79.99	-5,284.34
Credit Card Charge	02/10/2017	170309	921 Office Supplies	Nest	6120 · Comm ...		20.00	-5,304.34
Credit Card Charge	02/11/2017	170309	921 Office Supplies	Dropbox	6120 · Comm ...		315.00	-5,619.34
Credit Card Charge	02/14/2017	170221	921 Office Supplies	Amazon	6140 · Office c...		97.73	-5,717.07
Credit Card Charge	02/15/2017	170309	921 Office Supplies	Dropbox	6120 · Comm ...		12.86	-5,729.93
Check	02/17/2017	ACH	Bank 7 Credit Cards		1107 · Checkin...	5,139.21		-590.72
Credit Card Charge	02/19/2017	170309	921 Office Supplies	SiteKreator	6120 · Comm ...		59.95	-650.67
Credit Card Charge	02/22/2017	170222	921 Office Supplies	Amazon	6120 · Comm ...		268.30	-918.97
Credit Card Charge	02/24/2017	170224	Dell		921.46 · Office...		199.63	-1,118.60
Credit Card Charge	02/28/2017	170309	921 Office Supplies	**Amazon	6140 · Office c...		21.06	-1,139.66
Credit Card Charge	02/28/2017	170309	921 Office Supplies	**Amazon	6140 · Office c...		17.82	-1,157.48
Credit Card Charge	03/01/2017	170308	CQG		851.46 · Sys C...		204.00	-1,361.48
Credit Card Charge	03/01/2017	170301	921 Office Supplies	Amazon	6120 · Comm ...		141.65	-1,503.13
Credit Card Charge	03/04/2017	170410	921 Office Supplies	Microsoft	6120 · Comm ...		176.00	-1,679.13
Credit Card Charge	03/05/2017	170410	921 Office Supplies	Microsoft	6120 · Comm ...		748.00	-2,427.13
Credit Card Charge	03/05/2017	170411	921 Office Supplies	**Amazon	6120 · Comm ...		162.89	-2,590.02
Credit Card Charge	03/05/2017	170411	921 Office Supplies	**Amazon	6120 · Comm ...		28.20	-2,618.22
Credit Card Charge	03/10/2017	170411	921 Office Supplies	Nest	6120 · Comm ...		20.00	-2,638.22
Credit Card Charge	03/11/2017	170410	921 Office Supplies	Dropbox	6120 · Comm ...		330.00	-2,968.22
Credit Card Charge	03/21/2017	170324	921 Office Supplies	SiteKreator	6120 · Comm ...		59.95	-3,028.17
Credit Card Charge	03/21/2017	170324	921 Office Supplies	Amazon	6140 · Office c...		73.50	-3,101.67
Credit Card Charge	03/28/2017	170410	921 Office Supplies	Dropbox	6120 · Comm ...		6.77	-3,108.44
Check	03/28/2017	ACH	Bank 7 Credit Cards		1107 · Checkin...	3,108.44		0.00
Credit Card Charge	04/01/2017	170410	CQG		851.46 · Sys C...		205.00	-205.00
Credit Card Charge	04/01/2017	170509	921 Office Supplies	Microsoft	6120 · Comm ...		1,118.86	-1,323.86
Credit Card Charge	04/03/2017	170509	921 Office Supplies	Dropbox	6120 · Comm ...		19.35	-1,343.21
Credit Card Charge	04/09/2017	170509	921 Office Supplies	Nest	6120 · Comm ...		20.00	-1,363.21
Credit Card Charge	04/10/2017	170412	921 Office Supplies	Amazon	6120 · Comm ...		129.90	-1,493.11

Navitas Utility Corporation
General Ledger
As of December 31, 2017

Type	Date	Num	Name	Memo	Split	Debit	Credit	Balance
Credit Card Charge	04/10/2017	170412	932 Maintenance of ...	Airport Lock &...	932 · Maintena...		122.92	-1,616.03
Credit Card Charge	04/11/2017	170509	921 Office Supplies	Dropbox	6120 · Comm ...		420.00	-2,036.03
Credit Card Charge	04/11/2017	170509	921 Office Supplies	**Amazon	6110 · Comm ...		35.30	-2,071.33
Credit Card Charge	04/19/2017	170427	921 Office Supplies	**Amazon	6110 · Comm ...		13.54	-2,084.87
Credit Card Charge	04/20/2017	170420	921 Office Supplies	SiteKreator	6120 · Comm ...		59.95	-2,144.82
Credit Card Charge	04/23/2017	170509	921 Office Supplies	Microsoft	6120 · Comm ...		765.03	-2,909.85
Credit Card Charge	04/29/2017	170427	921 Office Supplies	Amazon	6110 · Comm ...		13.02	-2,922.87
Credit Card Charge	05/01/2017	170508	CQG		851.46 · Sys C...		205.00	-3,127.87
Check	05/01/2017	ACH	Bank 7 Credit Cards		1107 · Checkin...	3,127.87		0.00
Credit Card Charge	05/09/2017	170615	921 Office Supplies	Nest	6120 · Comm ...		20.00	-20.00
Credit Card Charge	05/11/2017	170615	921 Office Supplies	Dropbox	6120 · Comm ...		420.00	-440.00
Credit Card Charge	05/20/2017	170526	921 Office Supplies	SiteKreator	6120 · Comm ...		59.95	-499.95
Check	05/22/2017	ACH	Bank 7 Credit Cards		1107 · Checkin...	499.95		0.00
Credit Card Charge	05/23/2017	170615	921 Office Supplies	Microsoft	6120 · Comm ...		792.00	-792.00
Credit Card Charge	06/01/2017	170607	CQG		851.46 · Sys C...		205.00	-997.00
Credit Card Charge	06/05/2017	160605	921 Office Supplies	Dyn	6120 · Comm ...		160.00	-1,157.00
Credit Card Charge	06/09/2017	170711	921 Office Supplies	Nest	6120 · Comm ...		20.00	-1,177.00
Credit Card Charge	06/11/2017	170711	921 Office Supplies	Dropbox	6120 · Comm ...		420.00	-1,597.00
Credit Card Charge	06/16/2017	170620	921 Office Supplies	Shutterstock	6120 · Comm ...		49.00	-1,646.00
Credit Card Charge	06/16/2017	170711	921 Office Supplies	Shutterstock	6120 · Comm ...		49.00	-1,695.00
Credit Card Charge	06/20/2017	170620	921 Office Supplies	SiteKreator	6120 · Comm ...		59.95	-1,754.95
Credit Card Charge	06/23/2017	170711	921 Office Supplies	Microsoft	6120 · Comm ...		792.00	-2,546.95
Credit Card Charge	06/26/2017	170629	921 Office Supplies	Amazon	6110 · Comm ...		86.39	-2,633.34
Credit Card Charge	07/01/2017	170710	CQG		851.46 · Sys C...		205.00	-2,838.34
Credit Card Charge	07/07/2017	170710	921 Office Supplies	McFadden-Dale	6140 · Office c...		40.65	-2,878.99
Credit Card Charge	07/07/2017	170710	921 Office Supplies	McFadden-Dale	6140 · Office c...		48.16	-2,927.15
Credit Card Charge	07/08/2017	170811	921 Office Supplies	**Amazon	6110 · Comm ...		35.37	-2,962.52
Credit Card Charge	07/10/2017	170710	United States Postal...	Harvest Station	6130 · Postage		6.65	-2,969.17
Credit Card Charge	07/10/2017	170710	921 Office Supplies	RockAuto	6140 · Office c...		241.34	-3,210.51
Credit Card Charge	07/10/2017	170811	921 Office Supplies	Nest	6120 · Comm ...		20.00	-3,230.51
Credit Card Charge	07/10/2017	170811	921 Office Supplies	**Amazon	6110 · Comm ...		50.48	-3,280.99
Credit Card Charge	07/10/2017	170811	921 Office Supplies	**Amazon	6110 · Comm ...		37.44	-3,318.43
Credit Card Charge	07/11/2017	170711	921 Office Supplies	Amazon	6110 · Comm ...		43.08	-3,361.51
Credit Card Charge	07/11/2017	170811	921 Office Supplies	Dropbox	6120 · Comm ...		420.00	-3,781.51
Check	07/13/2017	ACH	Bank 7 Credit Cards		1107 · Checkin...	3,441.94		-339.57
Credit Card Charge	07/14/2017	170725	932 Maintenance of ...	Amazon	932 · Maintena...		24.01	-363.58
Credit Card Charge	07/14/2017	170725	932 Maintenance of ...	Lowe's	932 · Maintena...		10.75	-374.33
Credit Card Charge	07/17/2017	170725	1605 Office equipm...	NRG Services	1605 · Office e...		325.00	-699.33
Credit Card Charge	07/17/2017	170725	932 Maintenance of ...	Amazon	932 · Maintena...		28.48	-727.81
Credit Card Charge	07/18/2017	170725	932 Maintenance of ...	Amazon	932 · Maintena...		62.13	-789.94
Credit Card Charge	07/20/2017	170725	921 Office Supplies	SiteKreator	6120 · Comm ...		59.95	-849.89
Credit Card Charge	07/21/2017	170725	932 Maintenance of ...	Amazon	932 · Maintena...		353.11	-1,203.00
Credit Card Credit	07/21/2017	170725	932 Maintenance of ...	Amazon	932 · Maintena...	249.98		-953.02
Credit Card Charge	07/23/2017	170811	921 Office Supplies	Microsoft	6120 · Comm ...		830.13	-1,783.15
Credit Card Charge	07/31/2017	170801	921 Office Supplies	Amazon	6140 · Office c...		51.98	-1,835.13
Credit Card Charge	07/31/2017	170801	1605 Office equipm...	Amazon	1605 · Office e...		767.02	-2,602.15
Credit Card Charge	08/01/2017	170811	CQG		851.46 · Sys C...		205.00	-2,807.15
Credit Card Charge	08/02/2017	170802	921 Office Supplies	Amazon	6110 · Comm ...		31.30	-2,838.45
General Journal	08/03/2017	170803		Annual Fee fo...	2273 · Joseph ...		49.00	-2,887.45

Navitas Utility Corporation
General Ledger
As of December 31, 2017

Type	Date	Num	Name	Memo	Split	Debit	Credit	Balance
Credit Card Charge	08/03/2017	170911	921 Office Supplies	Intelius	6120 · Comm ...		4.95	-2,892.40
Credit Card Charge	08/09/2017	170911	921 Office Supplies	Nest	6120 · Comm ...		20.00	-2,912.40
Credit Card Charge	08/10/2017	170811	921 Office Supplies	Burris Compu...	6140 · Office c...		1,090.88	-4,003.28
Credit Card Charge	08/11/2017	170911	921 Office Supplies	Dropbox	6120 · Comm ...		420.00	-4,423.28
Credit Card Charge	08/20/2017	170822	921 Office Supplies	SiteKreator	6120 · Comm ...		59.95	-4,483.23
Credit Card Charge	08/22/2017	170824	921 Office Supplies	Cleverbridge	6120 · Comm ...		59.95	-4,543.18
Credit Card Charge	08/23/2017	170911	921 Office Supplies	Microsoft	6120 · Comm ...		814.00	-5,357.18
Credit Card Charge	08/28/2017	170829	921 Office Supplies	Chevron	6242 · Fuel		95.56	-5,452.74
Credit Card Charge	09/01/2017	170911	CQG		851.46 · Sys C...		205.00	-5,657.74
Credit Card Charge	09/09/2017	171012	921 Office Supplies	Nest	6120 · Comm ...		20.00	-5,677.74
Credit Card Charge	09/11/2017	171012	921 Office Supplies	Dropbox	6120 · Comm ...		420.00	-6,097.74
Credit Card Charge	09/18/2017	170919	921 Office Supplies	Amazon	6110 · Comm ...		68.71	-6,166.45
Credit Card Charge	09/18/2017	170919	921 Office Supplies	Hinton Teleph...	6110 · Comm ...		173.31	-6,339.76
Credit Card Charge	09/19/2017	170919	921 Office Supplies	SiteKreator	6120 · Comm ...		59.95	-6,399.71
Credit Card Charge	09/23/2017	171012	921 Office Supplies	Microsoft	6120 · Comm ...		814.00	-7,213.71
Credit Card Charge	09/28/2017	171005	921 Office Supplies	Amazon	6110 · Comm ...		150.68	-7,364.39
Credit Card Charge	09/28/2017	171005	921 Office Supplies	Amazon	6110 · Comm ...		44.67	-7,409.06
Check	09/28/2017	ACH	Bank 7 Credit Cards		1107 · Checkin...	7,409.06		0.00
Credit Card Charge	10/01/2017	171012	CQG		851.46 · Sys C...		205.00	-205.00
Credit Card Charge	10/09/2017	171025	921 Office Supplies	Nest	6120 · Comm ...		20.00	-225.00
Credit Card Charge	10/11/2017	171012	921 Office Supplies	Amazon	6110 · Comm ...		35.47	-260.47
Credit Card Charge	10/11/2017	171012	921 Office Supplies	Amazon	6110 · Comm ...		8.34	-268.81
Credit Card Charge	10/11/2017	171025	921 Office Supplies	Dropbox	6120 · Comm ...		420.00	-688.81
Credit Card Charge	10/20/2017	171025	921 Office Supplies	SiteKreator	6120 · Comm ...		59.95	-748.76
Credit Card Charge	10/23/2017	171025	921 Office Supplies	Amazon	6140 · Office c...		91.71	-840.47
Credit Card Charge	10/23/2017	171025	921 Office Supplies	Amazon	6140 · Office c...		40.08	-880.55
Credit Card Charge	10/23/2017	171025	921 Office Supplies	Amazon	6140 · Office c...		51.68	-932.23
Credit Card Charge	10/23/2017	171025	921 Office Supplies	Amazon	6140 · Office c...		165.56	-1,097.79
Credit Card Charge	10/23/2017	171025	921 Office Supplies	Microsoft	6120 · Comm ...		814.00	-1,911.79
Credit Card Charge	10/30/2017	171030	921 Office Supplies	Lowe's	6140 · Office c...		95.62	-2,007.41
Credit Card Charge	11/01/2017	171109	CQG		851.46 · Sys C...		205.00	-2,212.41
Credit Card Charge	11/07/2017	171109	921 Office Supplies	McFadden-Dale	6140 · Office c...		85.34	-2,297.75
Credit Card Charge	11/08/2017	171109	921 Office Supplies	Ganahl Lumber	6140 · Office c...		20.41	-2,318.16
Credit Card Charge	11/09/2017	171212	921 Office Supplies	Nest	6120 · Comm ...		20.00	-2,338.16
Credit Card Charge	11/10/2017	171110	921 Office Supplies	Amazon	6110 · Comm ...		224.62	-2,562.78
Credit Card Charge	11/11/2017	171212	921 Office Supplies	Dropbox	6120 · Comm ...		420.00	-2,982.78
Credit Card Charge	11/13/2017	171201	921 Office Supplies	Carbonite	6120 · Comm ...		2,009.08	-4,991.86
Credit Card Charge	11/17/2017	171201	921 Office Supplies	Ford Parts	6140 · Office c...		145.19	-5,137.05
Credit Card Charge	11/17/2017	171201	921 Office Supplies	FastSpring	6120 · Comm ...		29.00	-5,166.05
Credit Card Charge	11/20/2017	171201	921 Office Supplies	SiteKreator	6120 · Comm ...		59.95	-5,226.00
Credit Card Charge	11/20/2017	171201	921 Office Supplies	Amazon	6140 · Office c...		21.99	-5,247.99
Credit Card Charge	11/20/2017	171201	921 Office Supplies	Amazon	6140 · Office c...		53.69	-5,301.68
Credit Card Charge	11/20/2017	171201	921 Office Supplies	Amazon	6140 · Office c...		40.99	-5,342.67
Credit Card Charge	11/23/2017	171212	921 Office Supplies	Microsoft	6120 · Comm ...		814.00	-6,156.67
Credit Card Charge	11/25/2017	171212	921 Office Supplies	LogMeIn	6120 · Comm ...		899.99	-7,056.66
Credit Card Charge	12/01/2017	171222	CQG		851.46 · Sys C...		205.00	-7,261.66
Credit Card Charge	12/06/2017	180118	921 Office Supplies	**Amazon	6110 · Comm ...		70.36	-7,332.02
Credit Card Charge	12/09/2017	180118	921 Office Supplies	Nest	6120 · Comm ...		20.00	-7,352.02
Credit Card Charge	12/09/2017	180118	921 Office Supplies	**Amazon	6110 · Comm ...		261.80	-7,613.82

Navitas Utility Corporation
General Ledger
As of December 31, 2017

Type	Date	Num	Name	Memo	Split	Debit	Credit	Balance
Credit Card Charge	12/11/2017	180118	921 Office Supplies	Dropbox	6120 · Comm ...		420.00	-8,033.82
Credit Card Charge	12/14/2017	171222	921 Office Supplies	Amazon	6140 · Office c...		35.98	-8,069.80
Credit Card Charge	12/15/2017	171222	921 Office Supplies	McFadden-Dale	6140 · Office c...		112.57	-8,182.37
Credit Card Charge	12/15/2017	180118	921 Office Supplies	**Amazon	6110 · Comm ...		77.63	-8,260.00
Credit Card Charge	12/15/2017	180118	921 Office Supplies	**Amazon	6110 · Comm ...		25.00	-8,285.00
Credit Card Charge	12/16/2017	180118	921 Office Supplies	**Zoro	6110 · Comm ...		46.30	-8,331.30
Credit Card Charge	12/19/2017	171222	921 Office Supplies	McFadden-Dale	6140 · Office c...		13.90	-8,345.20
Credit Card Charge	12/20/2017	171222	921 Office Supplies	SiteKreator	6120 · Comm ...		59.95	-8,405.15
Credit Card Charge	12/21/2017	171222	921 Office Supplies	Lowes	6140 · Office c...		14.70	-8,419.85
Credit Card Charge	12/23/2017	180118	921 Office Supplies	Microsoft	6120 · Comm ...		814.00	-9,233.85
Credit Card Charge	12/27/2017	171229	921 Office Supplies	Amazon	6110 · Comm ...		140.02	-9,373.87
Credit Card Charge	12/27/2017	171229	921 Office Supplies	Amazon	6110 · Comm ...		150.84	-9,524.71
Credit Card Charge	12/27/2017	171229	1605 Office equipm...	Amazon	1605 · Office e...		411.53	-9,936.24
Credit Card Charge	12/27/2017	171229	921 Office Supplies	Amazon	6110 · Comm ...		31.70	-9,967.94
Credit Card Charge	12/28/2017	180118	921 Office Supplies	**Amazon	6110 · Comm ...		51.94	-10,019.88
Credit Card Charge	12/29/2017	180118	921 Office Supplies	**Amazon	6110 · Comm ...		328.98	-10,348.86
Total 2291 · Ross Modglin 1222						24,675.76	35,024.62	-10,348.86
2292 · Noelle Ward 2004								0.00
Total 2292 · Noelle Ward 2004								0.00
2293 · Noelle Ward 0885								-1,841.75
Credit Card Charge	01/04/2017	170117	921 Office Supplies	Staples	6140 · Office c...		485.48	-2,327.23
Credit Card Charge	01/04/2017	170117	921 Office Supplies	Staples	6140 · Office c...		21.26	-2,348.49
Credit Card Charge	01/09/2017	170117	921 Office Supplies	Vons	6140 · Office c...		28.67	-2,377.16
Credit Card Charge	01/09/2017	170117	921 Office Supplies	Smart & Final	6140 · Office c...		128.18	-2,505.34
Credit Card Charge	01/09/2017	170117	FedEx		6130 · Postage		5.38	-2,510.72
Credit Card Charge	01/09/2017	170117	FedEx		6130 · Postage		70.32	-2,581.04
Credit Card Charge	01/11/2017	170117	921 Office Supplies	Staples	6140 · Office c...		32.63	-2,613.67
Credit Card Charge	01/12/2017	170210	United States Postal...	usps.com	6130 · Postage		6.45	-2,620.12
Credit Card Charge	01/17/2017	170210	United States Postal...	usps.com	6130 · Postage		6.45	-2,626.57
Credit Card Charge	01/19/2017	170119	Dell		6140 · Office c...		234.87	-2,861.44
Credit Card Charge	01/20/2017	170120	921 Office Supplies	Staples	6140 · Office c...		28.00	-2,889.44
Check	01/23/2017	ACH	Bank 7 Credit Cards		1107 · Checkin...	2,508.32		-381.12
Credit Card Charge	01/25/2017	170202	921 Office Supplies	Target	6140 · Office c...		104.96	-486.08
Credit Card Charge	01/25/2017	170202	921 Office Supplies	Amazon	6140 · Office c...		56.23	-542.31
Credit Card Charge	01/25/2017	170202	921 Office Supplies	Amazon	6140 · Office c...		21.54	-563.85
Credit Card Charge	01/25/2017	170202	United States Postal...	USPS	6130 · Postage		6.59	-570.44
Credit Card Charge	01/25/2017	170210	United States Postal...	usps.com	6130 · Postage		6.65	-577.09
Credit Card Charge	01/26/2017	170210	United States Postal...	usps.com	6130 · Postage		6.65	-583.74
Credit Card Charge	01/27/2017	170202	921 Office Supplies	Staples	6140 · Office c...		16.15	-599.89
Credit Card Charge	01/27/2017	170210	United States Postal...	usps.com	6130 · Postage		6.65	-606.54
Credit Card Charge	01/30/2017	170210	United States Postal...	usps.com	6130 · Postage		6.65	-613.19
Credit Card Charge	01/31/2017	170210	United States Postal...	usps.com	6130 · Postage		6.65	-619.84
Credit Card Charge	01/31/2017	170210	United States Postal...	usps.com	6130 · Postage		6.65	-626.49
Credit Card Charge	02/03/2017	170309	United States Postal...	usps.com	6130 · Postage		6.65	-633.14
Credit Card Charge	02/08/2017	170210	921 Office Supplies	Starbucks	6140 · Office c...		12.95	-646.09
Credit Card Charge	02/10/2017	170210	921 Office Supplies	Vons	6140 · Office c...		23.94	-670.03

Navitas Utility Corporation
General Ledger
As of December 31, 2017

Type	Date	Num	Name	Memo	Split	Debit	Credit	Balance
Credit Card Charge	02/10/2017	170210	UPS		6130 · Postage		48.90	-718.93
Credit Card Charge	02/20/2017	170221	921 Office Supplies	Target	6140 · Office c...		102.47	-821.40
Credit Card Charge	02/21/2017	170221	921 Office Supplies	Smart & Final	6140 · Office c...		20.64	-842.04
Credit Card Charge	02/21/2017	170222	921 Office Supplies	French's	6140 · Office c...		21.00	-863.04
Credit Card Charge	02/21/2017	170222	923 Outside Services	Aplus	6425 · Legal		50.00	-913.04
Credit Card Charge	02/24/2017	170309	United States Postal...	usps.com	6130 · Postage		6.65	-919.69
Credit Card Charge	02/27/2017	170309	United States Postal...	usps.com	6130 · Postage		16.25	-935.94
Credit Card Charge	02/28/2017	170308	921 Office Supplies	Staples	6140 · Office c...		37.69	-973.63
Credit Card Charge	02/28/2017	170309	United States Postal...	usps.com	6130 · Postage		6.65	-980.28
Credit Card Charge	03/06/2017	170410	United States Postal...	usps.com	6130 · Postage		6.65	-986.93
Credit Card Charge	03/06/2017	170410	United States Postal...	usps.com	6130 · Postage		6.65	-993.58
Credit Card Charge	03/08/2017	170410	United States Postal...	usps.com	6130 · Postage		6.65	-1,000.23
Credit Card Charge	03/09/2017	170309	921 Office Supplies	Sidecar Donuts	6140 · Office c...		38.75	-1,038.98
Credit Card Charge	03/09/2017	170309	921 Office Supplies	Staples	6140 · Office c...		7.52	-1,046.50
Credit Card Charge	03/09/2017	170410	United States Postal...	usps.com	6130 · Postage		9.85	-1,056.35
Credit Card Charge	03/16/2017	170324	921 Office Supplies	Smart & Final	6140 · Office c...		114.63	-1,170.98
Credit Card Charge	03/21/2017	170324	921 Office Supplies	Target	6140 · Office c...		15.75	-1,186.73
Credit Card Charge	03/21/2017	170410	United States Postal...	usps.com	6130 · Postage		13.60	-1,200.33
Credit Card Charge	03/21/2017	170410	United States Postal...	usps.com	6130 · Postage		6.65	-1,206.98
Credit Card Charge	03/23/2017	170324	921 Office Supplies	Vons	6140 · Office c...		13.97	-1,220.95
Credit Card Charge	03/24/2017	170410	United States Postal...	usps.com	6130 · Postage		6.65	-1,227.60
Check	03/28/2017	ACH	Bank 7 Credit Cards		1107 · Checkin...	533.50		-694.10
Credit Card Charge	03/31/2017	170410	921 Office Supplies	Dell	6140 · Office c...		432.96	-1,127.06
Credit Card Charge	04/03/2017	170410	921 Office Supplies	Staples	6140 · Office c...		178.19	-1,305.25
Credit Card Charge	04/06/2017	170509	United States Postal...	usps.com	6130 · Postage		6.65	-1,311.90
Credit Card Charge	04/06/2017	170509	United States Postal...	usps.com	6130 · Postage		6.65	-1,318.55
Credit Card Charge	04/11/2017	170412	921 Office Supplies	Vons	6140 · Office c...		70.56	-1,389.11
Credit Card Charge	04/11/2017	170509	United States Postal...	usps.com	6130 · Postage		6.65	-1,395.76
Credit Card Charge	04/17/2017	170419	921 Office Supplies	Staples	6140 · Office c...		28.65	-1,424.41
Credit Card Charge	04/20/2017	170421	921 Office Supplies	Smart & Final	6140 · Office c...		12.69	-1,437.10
Credit Card Charge	04/20/2017	170421	921 Office Supplies	Target	6140 · Office c...		82.58	-1,519.68
Credit Card Charge	04/20/2017	170509	921 Office Supplies	**Dell	6140 · Office c...		26.87	-1,546.55
Credit Card Charge	04/28/2017	170505	921 Office Supplies	Staples	6140 · Office c...		28.02	-1,574.57
Check	05/01/2017	ACH	Bank 7 Credit Cards		1107 · Checkin...	472.97		-1,101.60
Credit Card Charge	05/04/2017	170505	921 Office Supplies	Target	6140 · Office c...		16.47	-1,118.07
Credit Card Charge	05/04/2017	170615	United States Postal...	usps.com	6130 · Postage		6.65	-1,124.72
Credit Card Charge	05/05/2017	170505	921 Office Supplies	Amazon	6140 · Office c...		21.28	-1,146.00
Credit Card Charge	05/08/2017	170508	921 Office Supplies	Target	6140 · Office c...		71.31	-1,217.31
Credit Card Charge	05/10/2017	170615	United States Postal...	usps.com	6130 · Postage		6.65	-1,223.96
Credit Card Charge	05/11/2017	170615	United States Postal...	usps.com	6130 · Postage		6.65	-1,230.61
Credit Card Charge	05/19/2017	170519	921 Office Supplies	Smart & Final	6140 · Office c...		12.69	-1,243.30
Credit Card Charge	05/19/2017	170519	921 Office Supplies	Staples	6140 · Office c...		22.61	-1,265.91
Check	05/22/2017	ACH	Bank 7 Credit Cards		1107 · Checkin...	104.39		-1,161.52
Credit Card Charge	05/26/2017	170526	921 Office Supplies	Vons	6140 · Office c...		42.35	-1,203.87
Credit Card Charge	05/26/2017	170526	921 Office Supplies	Target	6140 · Office c...		114.01	-1,317.88
Credit Card Charge	05/31/2017	170605	921 Office Supplies	Target	6140 · Office c...		13.17	-1,331.05
Credit Card Charge	05/31/2017	170605	921 Office Supplies	Nespresso	6140 · Office c...		50.40	-1,381.45
Credit Card Charge	06/02/2017	170605	921 Office Supplies	Dell	6140 · Office c...		201.43	-1,582.88
Credit Card Charge	06/05/2017	170605	921 Office Supplies	CVS	6140 · Office c...		8.93	-1,591.81

Navitas Utility Corporation
General Ledger
As of December 31, 2017

Type	Date	Num	Name	Memo	Split	Debit	Credit	Balance
Credit Card Charge	06/07/2017	170711	United States Postal...	usps.com	6130 · Postage		6.65	-1,598.46
Credit Card Charge	06/09/2017	170711	United States Postal...	usps.com	6130 · Postage		6.65	-1,605.11
Credit Card Charge	06/14/2017	170711	United States Postal...	usps.com	6130 · Postage		6.65	-1,611.76
Credit Card Charge	06/16/2017	170711	United States Postal...	usps.com	6130 · Postage		13.30	-1,625.06
Credit Card Charge	06/20/2017	170620	921 Office Supplies	Smart & Final	6140 · Office c...		12.69	-1,637.75
Credit Card Charge	06/20/2017	170620	1605 Office equipm...	Amazon	1605 · Office e...		366.34	-2,004.09
Credit Card Charge	06/22/2017	170711	United States Postal...	usps.com	6130 · Postage		6.65	-2,010.74
Credit Card Charge	06/27/2017	170629	921 Office Supplies	Target	6140 · Office c...		15.67	-2,026.41
Credit Card Charge	06/27/2017	170629	921 Office Supplies	Staples	6140 · Office c...		66.55	-2,092.96
Credit Card Charge	06/28/2017	170629	921 Office Supplies	Target	6140 · Office c...		34.35	-2,127.31
Credit Card Charge	06/28/2017	170629	921 Office Supplies	Polly's Pies	6140 · Office c...		16.49	-2,143.80
Credit Card Charge	06/29/2017	170629	921 Office Supplies	Staples	6140 · Office c...		56.86	-2,200.66
Credit Card Charge	06/30/2017	170711	United States Postal...	usps.com	6130 · Postage		6.65	-2,207.31
Credit Card Charge	07/03/2017	170710	921 Office Supplies	Metro Car Wa...	6140 · Office c...		180.00	-2,387.31
Credit Card Charge	07/05/2017	170710	921 Office Supplies	Vons	6140 · Office c...		22.67	-2,409.98
Credit Card Charge	07/10/2017	170710	903 Customer Reco...	FedEX	6130 · Postage		145.27	-2,555.25
Credit Card Charge	07/10/2017	170811	United States Postal...	usps.com	6130 · Postage		6.65	-2,561.90
Check	07/13/2017	ACH	Bank 7 Credit Cards		1107 · Checkin...	2,555.25		-6.65
Credit Card Charge	07/14/2017	170725	921 Office Supplies	Target	6140 · Office c...		97.06	-103.71
Credit Card Charge	07/14/2017	170725	921 Office Supplies	Peter's Custo...	6140 · Office c...		249.07	-352.78
Credit Card Charge	07/17/2017	170811	United States Postal...	usps.com	6130 · Postage		6.65	-359.43
Credit Card Charge	07/17/2017	170811	921 Office Supplies	Dell	6140 · Office c...		120.62	-480.05
Credit Card Charge	07/18/2017	170725	921 Office Supplies	Vons	6140 · Office c...		14.51	-494.56
Credit Card Charge	07/18/2017	170725	921 Office Supplies	Staples	6140 · Office c...		26.33	-520.89
Credit Card Charge	07/20/2017	170725	921 Office Supplies	Smart & Final	6140 · Office c...		12.69	-533.58
Credit Card Charge	07/24/2017	170725	921 Office Supplies	Vons	6140 · Office c...		25.58	-559.16
Credit Card Charge	07/24/2017	170725	921 Office Supplies	Target	6140 · Office c...		56.41	-615.57
Credit Card Charge	08/03/2017	170811	921 Office Supplies	Target	6140 · Office c...		57.67	-673.24
General Journal	08/03/2017	170803		Annual Fee fo...	2273 · Joseph ...		49.00	-722.24
Credit Card Charge	08/10/2017	170811	921 Office Supplies	CVS	6140 · Office c...		37.26	-759.50
Credit Card Charge	08/10/2017	170811	921 Office Supplies	Target	6140 · Office c...		17.61	-777.11
Credit Card Charge	08/11/2017	170811	921 Office Supplies	Vons	6140 · Office c...		22.87	-799.98
Credit Card Charge	08/11/2017	170811	921 Office Supplies	Sprouts	6140 · Office c...		37.73	-837.71
Credit Card Charge	08/12/2017	170911	921 Office Supplies	Dell	6140 · Office c...		198.25	-1,035.96
Credit Card Charge	08/14/2017	170816	921 Office Supplies	Smart & Final	6140 · Office c...		25.98	-1,061.94
Credit Card Charge	08/17/2017	170811	921 Office Supplies	Oneida.com	6140 · Office c...		28.61	-1,090.55
Credit Card Charge	08/21/2017	170822	921 Office Supplies	Smart & Final	6140 · Office c...		35.54	-1,126.09
Credit Card Charge	08/24/2017	170911	921 Office Supplies	Cauldron Ice ...	6140 · Office c...		20.52	-1,146.61
Credit Card Charge	08/30/2017	170830	921 Office Supplies	CVS	6140 · Office c...		6.78	-1,153.39
Credit Card Charge	09/01/2017	171012	United States Postal...	usps.com	6130 · Postage		6.65	-1,160.04
Credit Card Charge	09/05/2017	170908	FedEx		6130 · Postage		9.70	-1,169.74
Credit Card Charge	09/05/2017	170908	921 Office Supplies	Staples	6140 · Office c...		54.12	-1,223.86
Credit Card Charge	09/05/2017	171012	United States Postal...	usps.com	6130 · Postage		13.30	-1,237.16
Credit Card Charge	09/06/2017	170908	FedEx		6130 · Postage		12.87	-1,250.03
Credit Card Charge	09/06/2017	170908	921 Office Supplies	Target	6140 · Office c...		67.15	-1,317.18
Check	09/08/2017	ACH	Bank 7 Credit Cards		1107 · Checkin...	948.17		-369.01
Credit Card Charge	09/12/2017	171012	United States Postal...	usps.com	6130 · Postage		6.65	-375.66
Credit Card Charge	09/13/2017	170913	921 Office Supplies	Albertsons	6140 · Office c...		11.97	-387.63
Credit Card Credit	09/13/2017	170913	921 Office Supplies	Albertsons	6140 · Office c...	8.97		-378.66

Navitas Utility Corporation
General Ledger
As of December 31, 2017

Type	Date	Num	Name	Memo	Split	Debit	Credit	Balance
Credit Card Charge	09/14/2017	170919	921 Office Supplies	Vons	6140 · Office c...		83.71	-462.37
Credit Card Charge	09/15/2017	170919	921 Office Supplies	Sprouts	6140 · Office c...		11.65	-474.02
Credit Card Charge	09/15/2017	170919	921 Office Supplies	Trader Joes	6140 · Office c...		5.98	-480.00
Credit Card Charge	09/15/2017	170919	921 Office Supplies	Staples	6140 · Office c...		88.34	-568.34
Credit Card Charge	09/15/2017	170919	921 Office Supplies	Vons	6140 · Office c...		13.97	-582.31
Credit Card Charge	09/15/2017	171012	921 Office Supplies	**Staples	6140 · Office c...		9.99	-592.30
Credit Card Charge	09/19/2017	171012	United States Postal...	usps.com	6130 · Postage		6.65	-598.95
Credit Card Charge	09/19/2017	171012	United States Postal...	usps.com	6130 · Postage		9.10	-608.05
Credit Card Charge	09/24/2017	170927	921 Office Supplies	Target	6140 · Office c...		5.43	-613.48
Credit Card Charge	09/25/2017	170927	921 Office Supplies	Target	6140 · Office c...		65.94	-679.42
Credit Card Charge	09/26/2017	170927	921 Office Supplies	My Parking Si...	6140 · Office c...		180.50	-859.92
Credit Card Charge	09/28/2017	171005	921 Office Supplies	Compliance S...	6140 · Office c...		51.50	-911.42
Credit Card Charge	10/02/2017	171113	United States Postal...	usps.com	6130 · Postage		7.50	-918.92
Credit Card Charge	10/03/2017	171005	921 Office Supplies	Stater Bros	6140 · Office c...		9.47	-928.39
Credit Card Charge	10/04/2017	171005	921 Office Supplies	Albertsons	6140 · Office c...		7.98	-936.37
Credit Card Charge	10/04/2017	171113	United States Postal...	usps.com	6130 · Postage		6.65	-943.02
Credit Card Charge	10/06/2017	171006	921 Office Supplies	Grocery Outlet	6140 · Office c...		9.18	-952.20
Credit Card Charge	10/13/2017	171018	921 Office Supplies	Staples	6140 · Office c...		48.01	-1,000.21
Credit Card Charge	10/17/2017	171018	921 Office Supplies	Target	6140 · Office c...		82.14	-1,082.35
Credit Card Charge	10/17/2017	171018	920 Administration ...	Southwest	920 · Administr...		353.98	-1,436.33
Credit Card Charge	10/17/2017	171018	920 Administration ...	Southwest	920 · Administr...		247.98	-1,684.31
Credit Card Charge	10/18/2017	171018	921 Office Supplies	Amazon	6140 · Office c...		229.95	-1,914.26
Credit Card Charge	10/18/2017	171113	920 Administration ...	**Travels Insu...	920 · Administr...		27.00	-1,941.26
Credit Card Charge	10/23/2017	171026	920 Administration ...	Naples Flatbr...	920 · Administr...		20.26	-1,961.52
Credit Card Charge	10/23/2017	171026	920 Administration ...	Peet's Coffee	920 · Administr...		14.38	-1,975.90
Credit Card Charge	10/24/2017	171026	920 Administration ...	Museum Cafe	920 · Administr...		27.58	-2,003.48
Credit Card Charge	10/24/2017	171026	920 Administration ...	Hampton	920 · Administr...		140.76	-2,144.24
Credit Card Charge	10/25/2017	171026	920 Administration ...	Hertz	920 · Administr...		204.30	-2,348.54
Credit Card Charge	10/25/2017	171026	920 Administration ...	SSp America	920 · Administr...		31.52	-2,380.06
Credit Card Charge	10/25/2017	171026	920 Administration ...	Holiday Inn	920 · Administr...		192.45	-2,572.51
Credit Card Charge	10/27/2017	171027	921 Office Supplies	Smart & Final	6140 · Office c...		12.99	-2,585.50
Credit Card Charge	10/27/2017	171030	921 Office Supplies	Staples	6140 · Office c...		228.41	-2,813.91
Credit Card Charge	10/27/2017	171030	921 Office Supplies	Staples	6140 · Office c...		37.15	-2,851.06
Credit Card Charge	10/27/2017	171030	921 Office Supplies	Dell	6140 · Office c...		120.62	-2,971.68
Credit Card Charge	10/31/2017	171109	921 Office Supplies	CVS	6140 · Office c...		17.55	-2,989.23
Credit Card Charge	10/31/2017	171113	United States Postal...	usps.com	6130 · Postage		6.65	-2,995.88
Credit Card Charge	11/01/2017	171109	921 Office Supplies	Target	6140 · Office c...		4.30	-3,000.18
Credit Card Charge	11/02/2017	171212	United States Postal...	usps.com	6130 · Postage		6.65	-3,006.83
Credit Card Charge	11/03/2017	171109	921 Office Supplies	Target	6140 · Office c...		9.90	-3,016.73
Credit Card Charge	11/12/2017	171201	921 Office Supplies	Target	6140 · Office c...		8.04	-3,024.77
Credit Card Charge	11/12/2017	171201	921 Office Supplies	Smart & Final	6140 · Office c...		64.32	-3,089.09
Credit Card Charge	11/13/2017	171201	921 Office Supplies	Vons	6140 · Office c...		15.70	-3,104.79
Credit Card Charge	11/13/2017	171201	United States Postal...	USPS	6130 · Postage		2.30	-3,107.09
Credit Card Charge	11/15/2017	171201	921 Office Supplies	Target	6140 · Office c...		2.33	-3,109.42
Credit Card Charge	11/15/2017	171212	United States Postal...	usps.com	6130 · Postage		6.65	-3,116.07
Credit Card Charge	11/17/2017	171201	921 Office Supplies	Sprouts	6140 · Office c...		23.96	-3,140.03
Credit Card Charge	11/29/2017	171201	921 Office Supplies	Target	6140 · Office c...		149.79	-3,289.82
Credit Card Charge	11/29/2017	171201	921 Office Supplies	Amazon	6140 · Office c...		119.93	-3,409.75
Credit Card Charge	12/01/2017	171201	921 Office Supplies	Nespresso	6140 · Office c...		70.20	-3,479.95

Navitas Utility Corporation
General Ledger
As of December 31, 2017

Type	Date	Num	Name	Memo	Split	Debit	Credit	Balance
Credit Card Credit	12/01/2017	171201	921 Office Supplies	Amazon	6140 · Office c...	119.93		-3,360.02
Credit Card Charge	12/01/2017	180118	United States Postal...	usps.com	6130 · Postage		6.65	-3,366.67
Credit Card Charge	12/03/2017	171204	921 Office Supplies	Smart & Final	6140 · Office c...		39.80	-3,406.47
Credit Card Charge	12/12/2017	180118	United States Postal...	usps.com	6130 · Postage		6.65	-3,413.12
Credit Card Charge	12/20/2017	180118	United States Postal...	usps.com	6130 · Postage		6.65	-3,419.77
Credit Card Charge	12/28/2017	180118	United States Postal...	usps.com	6130 · Postage		6.65	-3,426.42
Credit Card Charge	12/29/2017	180118	921 Office Supplies	Staples	6140 · Office c...		30.00	-3,456.42
Total 2293 · Noelle Ward 0885						7,251.50	8,866.17	-3,456.42
2294 · Chris Crenshaw 1081								0.00
Credit Card Charge	02/19/2017	170308	874 Mains & Services	Walmart	874.46 · Mains...		25.53	-25.53
Credit Card Charge	03/11/2017	170411	921 Office Supplies	Walmart	921.46 · Office...		12.42	-37.95
Credit Card Charge	03/19/2017	170411	921 Office Supplies	Walmart	921.46 · Office...		29.14	-67.09
Check	03/28/2017	ACH	Bank 7 Credit Cards		1107 · Checkin...	67.09		0.00
Credit Card Charge	04/20/2017	170509	921 Office Supplies	Walmart	921.46 · Office...		39.27	-39.27
Credit Card Charge	04/20/2017	170509	874 Mains & Services	Atwoods	874.46 · Mains...		37.80	-77.07
Check	05/01/2017	ACH	Bank 7 Credit Cards		1107 · Checkin...	77.07		0.00
Credit Card Charge	05/31/2017	170605	874 Mains & Services	Ace	874.46 · Mains...		12.45	-12.45
Credit Card Charge	06/15/2017	170620	874 Mains & Services	Walmart	874.46 · Mains...		21.83	-34.28
Credit Card Charge	06/18/2017	170620	874 Mains & Services	Walmart	874.46 · Mains...		32.65	-66.93
Credit Card Charge	06/18/2017	170620	874 Mains & Services	Atwoods	874.46 · Mains...		13.13	-80.06
Credit Card Charge	06/20/2017	170706	874 Mains & Services	Atwoods	874.46 · Mains...		34.76	-114.82
Credit Card Charge	07/13/2017	170725	874 Mains & Services	Walmart	874.46 · Mains...		13.07	-127.89
Check	07/13/2017	ACH	Bank 7 Credit Cards		1107 · Checkin...	127.89		0.00
Credit Card Charge	08/12/2017	170908	874 Mains & Services	Atwoods	874.46 · Mains...		73.30	-73.30
Credit Card Charge	08/23/2017	170908	874 Mains & Services	Atwoods	874.46 · Mains...		24.08	-97.38
Credit Card Charge	09/04/2017	171005	874 Mains & Services	Walmart	874.46 · Mains...		10.89	-108.27
Check	09/28/2017	ACH	Bank 7 Credit Cards		1107 · Checkin...	91.41		-16.86
Credit Card Charge	10/02/2017	171005	874 Mains & Services	Walmart	874.46 · Mains...		7.70	-24.56
Credit Card Charge	10/02/2017	171005	874 Mains & Services	Walmart	874.46 · Mains...		63.30	-87.86
Credit Card Charge	10/02/2017	171005	874 Mains & Services	Walmart	874.46 · Mains...		22.87	-110.73
Credit Card Charge	10/21/2017	171025	874 Mains & Services	Walmart	874.46 · Mains...		96.43	-207.16
Credit Card Charge	10/30/2017	171113	874 Mains & Services	Walmart	874.46 · Mains...		28.28	-235.44
General Journal	12/05/2017	171205		Annual Fees f...	6320 · Bank fees		49.00	-284.44
Credit Card Charge	12/10/2017	180118	874 Mains & Services	Walmart	874.46 · Mains...		8.18	-292.62
Credit Card Charge	12/11/2017	180118	874 Mains & Services	Walmart	874.46 · Mains...		7.96	-300.58
Total 2294 · Chris Crenshaw 1081						363.46	664.04	-300.58
2295 · Colin Ratkowski 1354								0.00
Total 2295 · Colin Ratkowski 1354								0.00
2296 · Jerod Shaw 1420								0.00
Total 2296 · Jerod Shaw 1420								0.00

Navitas Utility Corporation
General Ledger
As of December 31, 2017

Type	Date	Num	Name	Memo	Split	Debit	Credit	Balance
2271 · Bank 7 Credit Cards - Other								0.00
General Journal	07/02/2017	170702		Credit card int...	427 · Interest ...		159.67	-159.67
Check	07/13/2017	ACH	Bank 7 Credit Cards		1107 · Checkin...	159.67		0.00
General Journal	09/01/2017	170901		Credit card int...	427 · Interest ...		231.71	-231.71
Check	09/28/2017	ACH	Bank 7 Credit Cards		1107 · Checkin...	231.71		0.00
General Journal	11/02/2017	171102		Credit card int...	427 · Interest ...		156.07	-156.07
General Journal	11/02/2017	171102		late Fee	6320 · Bank fees		25.00	-181.07
Check	11/14/2017	ACH	Bank 7 Credit Cards		1107 · Checkin...	181.07		0.00
General Journal	12/01/2017	171201		Credit card int...	427 · Interest ...		232.15	-232.15
Total 2271 · Bank 7 Credit Cards - Other						572.45	804.60	-232.15
Total 2271 · Bank 7 Credit Cards						137,938.27	169,851.69	-36,125.70
2299 · Dell Revolving Business Account								-16,721.49
Credit Card Charge	01/06/2017	170106	Dell		426.30 · Penalt...		92.62	-16,814.11
Check	01/31/2017	ACH	Dell	Payment to D...	1107 · Checkin...	505.00		-16,309.11
Credit Card Charge	02/01/2017	170202	Dell		1605 · Office e...		2,770.14	-19,079.25
Credit Card Charge	02/06/2017	170206	Dell		426.30 · Penalt...		93.54	-19,172.79
Check	03/03/2017	ACH	Dell	Payment to D...	1107 · Checkin...	493.00		-18,679.79
Credit Card Charge	03/06/2017	170306	Dell		426.30 · Penalt...		82.83	-18,762.62
Check	03/31/2017	ACH	Dell	Payment to D...	1107 · Checkin...	563.00		-18,199.62
Credit Card Charge	04/06/2017	170406	Dell		426.30 · Penalt...		111.48	-18,311.10
Check	05/01/2017	ACH	Dell	Payment to D...	1107 · Checkin...	550.00		-17,761.10
Credit Card Charge	05/05/2017	170505	Dell		426.30 · Penalt...		118.44	-17,879.54
Credit Card Charge	05/09/2017	170510	Dell		1605 · Office e...		1,460.50	-19,340.04
Check	05/31/2017	ACH	Dell	Payment to D...	1107 · Checkin...	537.00		-18,803.04
Credit Card Charge	06/06/2017	170606	Dell		426.30 · Penalt...		97.26	-18,900.30
Credit Card Charge	06/16/2017	170616	Dell		1605 · Office e...		1,015.62	-19,915.92
Check	07/01/2017	ACH	Dell	Payment to D...	1107 · Checkin...	568.00		-19,347.92
Credit Card Charge	07/06/2017	170711	Dell		426.30 · Penalt...		180.66	-19,528.58
Check	07/31/2017	ACH	Dell	Payment to D...	1107 · Checkin...	586.00		-18,942.58
Credit Card Charge	08/06/2017	170806	Dell		426.30 · Penalt...		117.23	-19,059.81
Check	08/31/2017	ACH	Dell	Payment to D...	1107 · Checkin...	572.00		-18,487.81
Credit Card Charge	09/06/2017	170906	Dell		426.30 · Penalt...		114.71	-18,602.52
Check	10/01/2017	ACH	Dell	Payment to D...	1107 · Checkin...	559.00		-18,043.52
Credit Card Charge	10/06/2017	171006	Dell		426.30 · Penalt...		196.29	-18,239.81
Check	10/31/2017	ACH	Dell	Payment to D...	1107 · Checkin...	548.00		-17,691.81
Credit Card Charge	11/06/2017	171106	Dell		426.30 · Penalt...		129.50	-17,821.31
Check	12/01/2017	ACH	Dell	Payment to D...	1107 · Checkin...	535.00		-17,286.31
Credit Card Charge	12/07/2017	171206	Dell		426.30 · Penalt...		122.72	-17,409.03
Check	12/31/2017	ACH	Dell	Payment to D...	1107 · Checkin...	523.00		-16,886.03
Total 2299 · Dell Revolving Business Account						6,539.00	6,703.54	-16,886.03
2100 · Payroll Liabilities								0.00
2101 · Vacation accrual								0.00
Total 2101 · Vacation accrual								0.00

Navitas Utility Corporation
General Ledger
As of December 31, 2017

Type	Date	Num	Name	Memo	Split	Debit	Credit	Balance
2160 · Employee garnishments								0.00
Total 2160 · Employee garnishments								0.00
2199 · Month ending P/R accrual								0.00
Total 2199 · Month ending P/R accrual								0.00
2100 · Payroll Liabilities - Other								0.00
Total 2100 · Payroll Liabilities - Other								0.00
Total 2100 · Payroll Liabilities								0.00
2300 · NP								-890,509.75
2301 · LOC - Bank 2								0.00
Total 2301 · LOC - Bank 2								0.00
2302 · SHL - RV								0.00
General Journal	05/24/2017	170524		Wire to RV	2307 · LOC - B...	15,000.00		15,000.00
General Journal	05/31/2017	170531		Repay Loan	1107 · Checkin...		15,000.00	0.00
General Journal	06/27/2017	170624		Wire to RV	2307 · LOC - B...	30,000.00		30,000.00
General Journal	07/06/2017	170706		Repay Loan	1107 · Checkin...		30,000.00	0.00
Total 2302 · SHL - RV						45,000.00	45,000.00	0.00
2304 · IPL - AFCO								-19,573.69
Bill	01/06/2017	170113	AFCO	Account # 04-...	2221 · Vendors	4,859.36		-14,714.33
Bill	02/03/2017	170209	AFCO	Account # 04-...	2221 · Vendors	4,882.00		-9,832.33
Bill	03/07/2017	170320	AFCO	Account # 04-...	2221 · Vendors	4,904.74		-4,927.59
Bill	04/06/2017	170412	AFCO	Account # 04-...	2221 · Vendors	4,927.59		0.00
Bill	06/30/2017	160701	IPFS Corporation	Financed pre...	2221 · Vendors		53,738.91	-53,738.91
Bill	07/12/2017	170718	IPFS Corporation	Account # TX...	2221 · Vendors	4,769.43		-48,969.48
Bill	08/14/2017	170818	IPFS Corporation	Account # TX...	2221 · Vendors	4,792.28		-44,177.20
Bill	09/12/2017	170918	IPFS Corporation	Account # TX...	2221 · Vendors	4,815.25		-39,361.95
Bill	10/11/2017	171018	IPFS Corporation	Account # TX...	2221 · Vendors	4,838.32		-34,523.63
Bill	11/14/2017	171130	IPFS Corporation	Account # TX...	2221 · Vendors	4,861.50		-29,662.13
Bill	12/13/2017	171220	IPFS Corporation	Account # TX...	2221 · Vendors	4,884.80		-24,777.33
Total 2304 · IPL - AFCO						48,535.27	53,738.91	-24,777.33

Navitas Utility Corporation
General Ledger
As of December 31, 2017

Type	Date	Num	Name	Memo	Split	Debit	Credit	Balance
2307 · LOC - Bank 7								-750,000.00
General Journal	03/16/2017	170316		Email transfer...	1107 · Checkin...	50,000.00		-700,000.00
General Journal	03/23/2017	170323		Email transfer...	1107 · Checkin...	100,000.00		-600,000.00
General Journal	04/07/2017	170407		Email transfer...	1107 · Checkin...	100,000.00		-500,000.00
General Journal	04/14/2017	170414		Email transfer...	1107 · Checkin...	100,000.00		-400,000.00
General Journal	04/24/2017	170424		Email transfer...	1107 · Checkin...	200,000.00		-200,000.00
General Journal	05/01/2017	170501		Email transfer...	1107 · Checkin...	200,000.00		0.00
General Journal	05/08/2017	170508		Loan Advance	1107 · Checkin...		150,000.00	-150,000.00
General Journal	05/15/2017	170515		Loan Advance	1107 · Checkin...		100,000.00	-250,000.00
General Journal	05/24/2017	170524		Loan Advance	-SPLIT-		15,000.00	-265,000.00
General Journal	06/07/2017	170607		Loan Advance	1107 · Checkin...		50,000.00	-315,000.00
General Journal	06/13/2017	170613		Loan Advance	1107 · Checkin...		35,000.00	-350,000.00
General Journal	06/27/2017	170624		Loan Advance	-SPLIT-		30,000.00	-380,000.00
General Journal	06/29/2017	170629		Loan Advance	1107 · Checkin...		35,000.00	-415,000.00
General Journal	07/05/2017	170705		Loan Advance	1107 · Checkin...		55,000.00	-470,000.00
General Journal	07/12/2017	170712		Loan Advance	1107 · Checkin...		50,000.00	-520,000.00
General Journal	07/13/2017	170713		Loan Advance	1107 · Checkin...		50,000.00	-570,000.00
General Journal	07/25/2017	170725		Loan Advance	1107 · Checkin...		40,000.00	-610,000.00
General Journal	07/26/2017	170726		Loan Advance	1107 · Checkin...		15,000.00	-625,000.00
General Journal	07/31/2017	170731		Loan Advance	1107 · Checkin...		45,000.00	-670,000.00
General Journal	09/26/2017	170926		Loan Advance	1107 · Checkin...		30,000.00	-700,000.00
General Journal	09/27/2017	170927		Loan Advance	1107 · Checkin...		15,000.00	-715,000.00
General Journal	09/28/2017	170928		Loan Advance	1107 · Checkin...		35,000.00	-750,000.00
General Journal	12/08/2017	171208	Navitas KY NG LLC	Navitas KYN...	1201 · From m...	250,000.00		-500,000.00
Total 2307 · LOC - Bank 7						1,000,000.00	750,000.00	-500,000.00
2321 · MSL - FCFA								0.00
Total 2321 · MSL - FCFA								0.00
2322 · MSL - NALLC								0.00
Total 2322 · MSL - NALLC								0.00
2323 · MSL - Winstar								-115,000.00
General Journal	01/13/2017	170113		Loan from Wi...	1107 · Checkin...		15,000.00	-130,000.00
General Journal	02/22/2017	170222		Email transfer...	1107 · Checkin...	80,000.00		-50,000.00
General Journal	03/16/2017	170316		Email transfer...	1107 · Checkin...	50,000.00		0.00
Total 2323 · MSL - Winstar						130,000.00	15,000.00	0.00
2324 · MSL - KYNG								0.00
Total 2324 · MSL - KYNG								0.00
2350 · MSL - NOK3								0.00
Total 2350 · MSL - NOK3								0.00

Navitas Utility Corporation
General Ledger
As of December 31, 2017

Type	Date	Num	Name	Memo	Split	Debit	Credit	Balance
2399 · Hull Insurance - Zanette								-5,936.06
Bill	01/13/2017	170125	AFCO	3rd payment ...	2221 · Vendors	837.27		-5,098.79
Bill	02/10/2017	170213	AFCO	4th payment ...	2221 · Vendors	840.82		-4,257.97
Bill	03/15/2017	170321	AFCO	5th payment ...	2221 · Vendors	844.39		-3,413.58
Bill	04/14/2017	170420	AFCO	6th payment ...	2221 · Vendors	847.97		-2,565.61
Bill	05/15/2017	170519	AFCO	7th payment ...	2221 · Vendors	851.57		-1,714.04
Bill	06/14/2017	170619	AFCO	8th payment ...	2221 · Vendors	855.18		-858.86
Bill	07/14/2017	170721	AFCO	9th payment ...	2221 · Vendors	858.86		0.00
Bill	11/01/2017	171102	Zanette Insurance S...	AC Hull & Lia...	2221 · Vendors	1,900.00		1,900.00
Bill	11/01/2017	171102	Zanette Insurance S...	AC Hull & Lia...	2221 · Vendors		9,500.00	-7,600.00
Bill	11/17/2017	171130	AFCO	1st payment ...	2221 · Vendors	790.71		-6,809.29
Bill	12/15/2017	171221	AFCO	2nd payment ...	2221 · Vendors	794.40		-6,014.89
Total 2399 · Hull Insurance - Zanette						9,421.17	9,500.00	-6,014.89
2300 · NP - Other								0.00
Total 2300 · NP - Other								0.00
Total 2300 · NP						1,232,956.44	873,238.91	-530,792.22
2400 · A/E								0.00
2401 · Advalorem Tax Payable								0.00
Total 2401 · Advalorem Tax Payable								0.00
2431 · Other								0.00
Total 2431 · Other								0.00
2400 · A/E - Other								0.00
Total 2400 · A/E - Other								0.00
Total 2400 · A/E								0.00
2500 · BIEC								0.00
2501 · Billing in excess of cost								0.00
Total 2501 · Billing in excess of cost								0.00
2500 · BIEC - Other								0.00
Total 2500 · BIEC - Other								0.00
Total 2500 · BIEC								0.00
2600 · CPLTD								-24,516.53
2601 · Bank 2 - Equipment loan								0.00
Total 2601 · Bank 2 - Equipment loan								0.00
2602 · ALLY - Truck 00817								0.00
Total 2602 · ALLY - Truck 00817								0.00
2603 · ALLY - Truck 48604								0.00
Total 2603 · ALLY - Truck 48604								0.00

Navitas Utility Corporation
General Ledger
As of December 31, 2017

Type	Date	Num	Name	Memo	Split	Debit	Credit	Balance
2604 · F & M Bank - Truck 69142								0.00
Total 2604 · F & M Bank - Truck 69142								0.00
2605 · ALLY - Truck 08647								0.00
Total 2605 · ALLY - Truck 08647								0.00
2606 · CNH - Tractor 07466								0.00
Total 2606 · CNH - Tractor 07466								0.00
2607 · F & M Bank - Backhoe - 05281								0.00
Total 2607 · F & M Bank - Backhoe - 05281								0.00
2608 · Ford - Truck 02868								0.00
Total 2608 · Ford - Truck 02868								0.00
2609 · Ford - Truck 02873								0.00
Total 2609 · Ford - Truck 02873								0.00
2610 · Ford - Truck 12144								0.00
Total 2610 · Ford - Truck 12144								0.00
2611 · F & M Bank-Truck 02871 & 02869								0.00
Total 2611 · F & M Bank-Truck 02871 & 02869								0.00
2612 · F&M Bank-Trk 12144,02868,02873								0.00
Total 2612 · F&M Bank-Trk 12144,02868,02873								0.00
2613 · F & M Bank - Truck 56529								0.00
Total 2613 · F & M Bank - Truck 56529								0.00
2614 · Ford - Truck 53365								0.00
Total 2614 · Ford - Truck 53365								0.00
2615 · Ford - Truck 53368								0.00
Total 2615 · Ford - Truck 53368								0.00
2616 · F & M Bank - Truck 53365, 53368								0.00
Total 2616 · F & M Bank - Truck 53365, 53368								0.00
2617 · Ford MC - Truck 18367								0.00
Total 2617 · Ford MC - Truck 18367								0.00
2618 · Ford MC - Truck 24176								0.00
Total 2618 · Ford MC - Truck 24176								0.00
2619 · Ford MC - Truck 15865								0.00
Total 2619 · Ford MC - Truck 15865								0.00
2620 · F&M Bank - Trailer & S/S								0.00
Total 2620 · F&M Bank - Trailer & S/S								0.00

Navitas Utility Corporation
General Ledger
As of December 31, 2017

Type	Date	Num	Name	Memo	Split	Debit	Credit	Balance
2621 · ALLY - Truck 71538								-6,130.72
Bill	01/13/2017	170125	Ally	024922596418	2221 · Vendors		30.91	-6,161.63
Bill	02/10/2017	170217	Ally	024922596418	2221 · Vendors		31.06	-6,192.69
Bill	03/15/2017	170321	Ally	024922596418	2221 · Vendors		31.22	-6,223.91
Bill	04/14/2017	170421	Ally	024922596418	2221 · Vendors		31.38	-6,255.29
Bill	05/15/2017	170519	Ally	024922596418	2221 · Vendors		31.54	-6,286.83
Bill	06/14/2017	170620	Ally	024922596418	2221 · Vendors		31.70	-6,318.53
Bill	07/14/2017	170721	Ally	024922596418	2221 · Vendors		31.86	-6,350.39
Bill	08/15/2017	170822	Ally	024922596418	2221 · Vendors		32.02	-6,382.41
Bill	09/14/2017	170919	Ally	024922596418	2221 · Vendors		32.18	-6,414.59
Bill	10/18/2017	171025	Ally	024922596418	2221 · Vendors		32.34	-6,446.93
Bill	11/17/2017	171130	Ally	024922596418	2221 · Vendors		32.50	-6,479.43
Bill	12/18/2017	171229	Ally	024922596418	2221 · Vendors		32.67	-6,512.10
Total 2621 · ALLY - Truck 71538						0.00	381.38	-6,512.10
2622 · ALLY - Truck 17348								-6,199.57
Bill	01/23/2017	170130	Ally	024921495072	2221 · Vendors		18.34	-6,217.91
Bill	02/20/2017	170227	Ally	024921495072	2221 · Vendors		18.39	-6,236.30
Bill	03/23/2017	170330	Ally	024921495072	2221 · Vendors		18.45	-6,254.75
Bill	04/21/2017	170428	Ally	024921495072	2221 · Vendors		18.50	-6,273.25
Bill	05/23/2017	170601	Ally	024921495072	2221 · Vendors		18.56	-6,291.81
Bill	06/22/2017	170629	Ally	024921495072	2221 · Vendors		18.61	-6,310.42
Bill	07/21/2017	170731	Ally	024921495072	2221 · Vendors		18.67	-6,329.09
Bill	08/23/2017	170828	Ally	024921495072	2221 · Vendors		18.72	-6,347.81
Bill	09/25/2017	171002	Ally	024921495072	2221 · Vendors		18.78	-6,366.59
Bill	10/26/2017	171106	Ally	024921495072	2221 · Vendors		18.83	-6,385.42
Bill	11/24/2017	171201	Ally	024921495072	2221 · Vendors		18.89	-6,404.31
Bill	12/26/2017	180103	Ally	024921495072	2221 · Vendors		18.95	-6,423.26
Total 2622 · ALLY - Truck 17348						0.00	223.69	-6,423.26
2623 · ALLY - Truck 33802								-5,953.69
Bill	01/27/2017	170202	Ally	024924239093	2221 · Vendors		24.76	-5,978.45
Bill	02/24/2017	170307	Ally	024924239093	2221 · Vendors		24.86	-6,003.31
Bill	03/27/2017	170404	Ally	024924239093	2221 · Vendors		24.96	-6,028.27
Bill	04/26/2017	170502	Ally	024924239093	2221 · Vendors		25.07	-6,053.34
Bill	05/26/2017	170605	Ally	024924239093	2221 · Vendors		25.17	-6,078.51
Bill	06/26/2017	170706	Ally	024924239093	2221 · Vendors		25.28	-6,103.79
Bill	07/27/2017	170809	Ally	024924239093	2221 · Vendors		25.38	-6,129.17
Bill	08/25/2017	170901	Ally	024924239093	2221 · Vendors		25.49	-6,154.66
Bill	09/29/2017	171005	Ally	024924239093	2221 · Vendors		25.59	-6,180.25
Bill	10/30/2017	171107	Ally	024924239093	2221 · Vendors		25.70	-6,205.95
Bill	11/29/2017	171204	Ally	024924239093	2221 · Vendors		25.81	-6,231.76
Bill	12/29/2017	180108	Ally	024924239093	2221 · Vendors		25.91	-6,257.67
Total 2623 · ALLY - Truck 33802						0.00	303.98	-6,257.67

Navitas Utility Corporation
General Ledger
As of December 31, 2017

Type	Date	Num	Name	Memo	Split	Debit	Credit	Balance
2624 · ALLY - Truck 66845								-6,232.55
Bill	01/03/2017	170109	Ally	024923459722	2221 · Vendors		24.67	-6,257.22
Bill	02/03/2017	170209	Ally	024923459722	2221 · Vendors		24.77	-6,281.99
Bill	03/03/2017	170320	Ally	024923459722	2221 · Vendors		24.87	-6,306.86
Bill	04/03/2017	170412	Ally	024923459722	2221 · Vendors		24.96	-6,331.82
Bill	05/03/2017	170508	Ally	024923459722	2221 · Vendors		25.06	-6,356.88
Bill	06/02/2017	170607	Ally	024923459722	2221 · Vendors		25.16	-6,382.04
Bill	07/03/2017	170710	Ally	024923459722	2221 · Vendors		25.26	-6,407.30
Bill	08/03/2017	170809	Ally	024923459722	2221 · Vendors		25.36	-6,432.66
Bill	09/01/2017	170912	Ally	024923459722	2221 · Vendors		25.46	-6,458.12
Bill	10/06/2017	171018	Ally	024923459722	2221 · Vendors		25.56	-6,483.68
Bill	11/06/2017	171110	Ally	024923459722	2221 · Vendors		25.66	-6,509.34
Bill	12/06/2017	171211	Ally	024923459722	2221 · Vendors		25.77	-6,535.11
Total 2624 · ALLY - Truck 66845						0.00	302.56	-6,535.11
2625 · F&M - New Case Excavator								0.00
Bill	03/07/2017	170307	OCT Equipment LLC	New Case CX...	2221 · Vendors		6,093.68	-6,093.68
Bill	03/13/2017	170321	F & M Bank	Loan 9995000	2221 · Vendors		24.12	-6,117.80
Bill	04/12/2017	170418	F & M Bank	Loan 9995000	2221 · Vendors		24.22	-6,142.02
Bill	05/12/2017	170518	F & M Bank	Loan 9995000	2221 · Vendors		24.31	-6,166.33
Bill	06/12/2017	170616	F & M Bank	Loan 9995000	2221 · Vendors		24.41	-6,190.74
Bill	07/13/2017	170718	F & M Bank	Loan 9995000	2221 · Vendors		24.50	-6,215.24
Bill	08/11/2017	170817	F & M Bank	Loan 9995000	2221 · Vendors		24.60	-6,239.84
Bill	09/12/2017	170918	F & M Bank	Loan 9995000	2221 · Vendors		24.70	-6,264.54
Bill	10/12/2017	171018	F & M Bank	Loan 9995000	2221 · Vendors		24.80	-6,289.34
Bill	11/10/2017	171116	F & M Bank	Loan 9995000	2221 · Vendors		24.90	-6,314.24
Bill	12/13/2017	171220	F & M Bank	Loan 9995000	2221 · Vendors		24.99	-6,339.23
Total 2625 · F&M - New Case Excavator						0.00	6,339.23	-6,339.23
2626 · ALLY - Truck 52352								0.00
Bill	06/23/2017	170623	Nimnicht Chevrolet ...	2017 Chevy S...	2221 · Vendors		6,316.24	-6,316.24
Bill	07/17/2017	170725	Ally	611925685889	2221 · Vendors		25.21	-6,341.45
Bill	08/17/2017	170822	Ally	611925685889	2221 · Vendors		25.31	-6,366.76
Bill	09/15/2017	170927	Ally	611925685889	2221 · Vendors		25.41	-6,392.17
Bill	10/20/2017	171026	Ally	611925685889	2221 · Vendors		25.52	-6,417.69
Bill	11/17/2017	171130	Ally	611925685889	2221 · Vendors		25.62	-6,443.31
Bill	12/20/2017	171229	Ally	611925685889	2221 · Vendors		25.72	-6,469.03
Total 2626 · ALLY - Truck 52352						0.00	6,469.03	-6,469.03
2627 · ALLY - Truck 84546								0.00
Bill	12/08/2017	171208	Oakley Chevrolet Bu...	2017 Chevy S...	2221 · Vendors		5,004.23	-5,004.23
Total 2627 · ALLY - Truck 84546						0.00	5,004.23	-5,004.23
2628 · FMC - Truck 85722								0.00
Total 2628 · FMC - Truck 85722								0.00

Navitas Utility Corporation
General Ledger
As of December 31, 2017

Type	Date	Num	Name	Memo	Split	Debit	Credit	Balance
2629 · GMF - Truck 66930								0.00
Total 2629 · GMF - Truck 66930								0.00
2630 · FMC - Truck 65305								0.00
Total 2630 · FMC - Truck 65305								0.00
2631 · FMC - Truck 59706								0.00
Total 2631 · FMC - Truck 59706								0.00
2632 · GMF - Truck 22354								0.00
Total 2632 · GMF - Truck 22354								0.00
2633 · Ally - Truck 44442								0.00
Total 2633 · Ally - Truck 44442								0.00
2600 · CPLTD - Other								0.00
Total 2600 · CPLTD - Other								0.00
Total 2600 · CPLTD						0.00	19,024.10	-43,540.63
2700 · LTD								-91,461.11
2701 · Bank 2 - Equipment loan								0.00
Total 2701 · Bank 2 - Equipment loan								0.00
2702 · ALLY - Truck 00817								0.00
Total 2702 · ALLY - Truck 00817								0.00
2703 · ALLY - Truck 48604								0.00
Total 2703 · ALLY - Truck 48604								0.00
2704 · F & M Bank - Truck 69142								0.00
Total 2704 · F & M Bank - Truck 69142								0.00
2705 · ALLY - Truck 08647								0.00
Total 2705 · ALLY - Truck 08647								0.00
2706 · CNH - Tractor 07466								0.00
Total 2706 · CNH - Tractor 07466								0.00
2707 · F & M Bank - Backhoe - 05281								0.00
Total 2707 · F & M Bank - Backhoe - 05281								0.00
2708 · Ford - Truck 02868								0.00
Total 2708 · Ford - Truck 02868								0.00
2709 · Ford - Truck 02873								0.00
Total 2709 · Ford - Truck 02873								0.00
2710 · Ford - Truck 12144								0.00
Total 2710 · Ford - Truck 12144								0.00

Navitas Utility Corporation
General Ledger
As of December 31, 2017

Type	Date	Num	Name	Memo	Split	Debit	Credit	Balance
2711 · F & M Bank-Truck 02871 & 02869								0.00
Total 2711 · F & M Bank-Truck 02871 & 02869								0.00
2712 · F&M Bank-Trk 12144,02868,02873								0.00
Total 2712 · F&M Bank-Trk 12144,02868,02873								0.00
2713 · F & M Bank - Truck 56529								0.00
Total 2713 · F & M Bank - Truck 56529								0.00
2716 · F & M Bank - Truck 53365, 53368								0.00
Total 2716 · F & M Bank - Truck 53365, 53368								0.00
2717 · Ford MC - Truck 18367								0.00
Total 2717 · Ford MC - Truck 18367								0.00
2718 · Ford MC - Truck 24176								0.00
Total 2718 · Ford MC - Truck 24176								0.00
2719 · Ford MC - Truck 15865								0.00
Total 2719 · Ford MC - Truck 15865								0.00
2720 · F&M Bank - Trailer & S/S								0.00
Total 2720 · F&M Bank - Trailer & S/S								0.00
2721 · ALLY - Truck 71538								-18,898.15
Bill	01/13/2017	170125	Ally	024922596418	2221 · Vendors	527.79		-18,370.36
Bill	02/10/2017	170217	Ally	024922596418	2221 · Vendors	530.45		-17,839.91
Bill	03/15/2017	170321	Ally	024922596418	2221 · Vendors	533.13		-17,306.78
Bill	04/14/2017	170421	Ally	024922596418	2221 · Vendors	535.81		-16,770.97
Bill	05/15/2017	170519	Ally	024922596418	2221 · Vendors	538.52		-16,232.45
Bill	06/14/2017	170620	Ally	024922596418	2221 · Vendors	541.23		-15,691.22
Bill	07/14/2017	170721	Ally	024922596418	2221 · Vendors	543.96		-15,147.26
Bill	08/15/2017	170822	Ally	024922596418	2221 · Vendors	546.70		-14,600.56
Bill	09/14/2017	170919	Ally	024922596418	2221 · Vendors	549.46		-14,051.10
Bill	10/18/2017	171025	Ally	024922596418	2221 · Vendors	552.23		-13,498.87
Bill	11/17/2017	171130	Ally	024922596418	2221 · Vendors	555.01		-12,943.86
Bill	12/18/2017	171229	Ally	024922596418	2221 · Vendors	557.81		-12,386.05
Total 2721 · ALLY - Truck 71538						6,512.10	0.00	-12,386.05

Navitas Utility Corporation
General Ledger
As of December 31, 2017

Type	Date	Num	Name	Memo	Split	Debit	Credit	Balance
2722 · ALLY - Truck 17348								-22,326.77
Bill	01/23/2017	170130	Ally	024921495072	2221 · Vendors	526.62		-21,800.15
Bill	02/20/2017	170227	Ally	024921495072	2221 · Vendors	528.18		-21,271.97
Bill	03/23/2017	170330	Ally	024921495072	2221 · Vendors	529.74		-20,742.23
Bill	04/21/2017	170428	Ally	024921495072	2221 · Vendors	531.31		-20,210.92
Bill	05/23/2017	170601	Ally	024921495072	2221 · Vendors	532.88		-19,678.04
Bill	06/22/2017	170629	Ally	024921495072	2221 · Vendors	534.46		-19,143.58
Bill	07/21/2017	170731	Ally	024921495072	2221 · Vendors	536.04		-18,607.54
Bill	08/23/2017	170828	Ally	024921495072	2221 · Vendors	537.62		-18,069.92
Bill	09/25/2017	171002	Ally	024921495072	2221 · Vendors	539.21		-17,530.71
Bill	10/26/2017	171106	Ally	024921495072	2221 · Vendors	540.81		-16,989.90
Bill	11/24/2017	171201	Ally	024921495072	2221 · Vendors	542.41		-16,447.49
Bill	12/26/2017	180103	Ally	024921495072	2221 · Vendors	544.01		-15,903.48
Total 2722 · ALLY - Truck 17348						6,423.29	0.00	-15,903.48
2723 · ALLY - Truck 33802								-22,129.74
Bill	01/27/2017	170202	Ally	024924239093	2221 · Vendors	509.65		-21,620.09
Bill	02/24/2017	170307	Ally	024924239093	2221 · Vendors	511.77		-21,108.32
Bill	03/27/2017	170404	Ally	024924239093	2221 · Vendors	513.90		-20,594.42
Bill	04/26/2017	170502	Ally	024924239093	2221 · Vendors	516.04		-20,078.38
Bill	05/26/2017	170605	Ally	024924239093	2221 · Vendors	518.18		-19,560.20
Bill	06/26/2017	170706	Ally	024924239093	2221 · Vendors	520.34		-19,039.86
Bill	07/27/2017	170809	Ally	024924239093	2221 · Vendors	522.50		-18,517.36
Bill	08/25/2017	170901	Ally	024924239093	2221 · Vendors	524.68		-17,992.68
Bill	09/29/2017	171005	Ally	024924239093	2221 · Vendors	526.86		-17,465.82
Bill	10/30/2017	171107	Ally	024924239093	2221 · Vendors	529.05		-16,936.77
Bill	11/29/2017	171204	Ally	024924239093	2221 · Vendors	531.25		-16,405.52
Bill	12/29/2017	180108	Ally	024924239093	2221 · Vendors	533.46		-15,872.06
Total 2723 · ALLY - Truck 33802						6,257.68	0.00	-15,872.06
2724 · ALLY - Truck 66845								-28,106.45
Bill	01/03/2017	170109	Ally	024923459722	2221 · Vendors	532.84		-27,573.61
Bill	02/03/2017	170209	Ally	024923459722	2221 · Vendors	534.95		-27,038.66
Bill	03/03/2017	170320	Ally	024923459722	2221 · Vendors	537.07		-26,501.59
Bill	04/03/2017	170412	Ally	024923459722	2221 · Vendors	539.19		-25,962.40
Bill	05/03/2017	170508	Ally	024923459722	2221 · Vendors	541.33		-25,421.07
Bill	06/02/2017	170607	Ally	024923459722	2221 · Vendors	543.47		-24,877.60
Bill	07/03/2017	170710	Ally	024923459722	2221 · Vendors	545.62		-24,331.98
Bill	08/03/2017	170809	Ally	024923459722	2221 · Vendors	547.78		-23,784.20
Bill	09/01/2017	170912	Ally	024923459722	2221 · Vendors	549.95		-23,234.25
Bill	10/06/2017	171018	Ally	024923459722	2221 · Vendors	552.12		-22,682.13
Bill	11/06/2017	171110	Ally	024923459722	2221 · Vendors	554.31		-22,127.82
Bill	12/06/2017	171211	Ally	024923459722	2221 · Vendors	556.50		-21,571.32
Total 2724 · ALLY - Truck 66845						6,535.13	0.00	-21,571.32

Navitas Utility Corporation
General Ledger
As of December 31, 2017

Type	Date	Num	Name	Memo	Split	Debit	Credit	Balance
2725 · F&M - New Case Excavator								0.00
Bill	03/07/2017	170307	OCT Equipment LLC	New Case CX...	2221 · Vendors		27,480.19	-27,480.19
Bill	03/13/2017	170321	F & M Bank	Loan 9995000	2221 · Vendors	520.97		-26,959.22
Bill	04/12/2017	170418	F & M Bank	Loan 9995000	2221 · Vendors	523.03		-26,436.19
Bill	05/12/2017	170518	F & M Bank	Loan 9995000	2221 · Vendors	525.10		-25,911.09
Bill	06/12/2017	170616	F & M Bank	Loan 9995000	2221 · Vendors	527.18		-25,383.91
Bill	07/13/2017	170718	F & M Bank	Loan 9995000	2221 · Vendors	529.26		-24,854.65
Bill	08/11/2017	170817	F & M Bank	Loan 9995000	2221 · Vendors	531.36		-24,323.29
Bill	09/12/2017	170918	F & M Bank	Loan 9995000	2221 · Vendors	533.46		-23,789.83
Bill	10/12/2017	171018	F & M Bank	Loan 9995000	2221 · Vendors	535.57		-23,254.26
Bill	11/10/2017	171116	F & M Bank	Loan 9995000	2221 · Vendors	537.69		-22,716.57
Bill	12/13/2017	171220	F & M Bank	Loan 9995000	2221 · Vendors	539.82		-22,176.75
Total 2725 · F&M - New Case Excavator						5,303.44	27,480.19	-22,176.75
2726 · ALLY - Truck 52352								0.00
Bill	06/23/2017	170623	Nimnicht Chevrolet ...	2017 Chevy S...	2221 · Vendors		28,512.92	-28,512.92
Bill	07/17/2017	170725	Ally	611925685889	2221 · Vendors	540.11		-27,972.81
Bill	08/17/2017	170822	Ally	611925685889	2221 · Vendors	542.27		-27,430.54
Bill	09/15/2017	170927	Ally	611925685889	2221 · Vendors	544.43		-26,886.11
Bill	10/20/2017	171026	Ally	611925685889	2221 · Vendors	546.60		-26,339.51
Bill	11/17/2017	171130	Ally	611925685889	2221 · Vendors	548.78		-25,790.73
Bill	12/20/2017	171229	Ally	611925685889	2221 · Vendors	550.98		-25,239.75
Total 2726 · ALLY - Truck 52352						3,273.17	28,512.92	-25,239.75
2727 · ALLY - Truck 84546								0.00
Bill	12/08/2017	171208	Oakley Chevrolet Bu...	2017 Chevy S...	2221 · Vendors		28,909.95	-28,909.95
Total 2727 · ALLY - Truck 84546						0.00	28,909.95	-28,909.95
2728 · FMC - Truck 85722								0.00
Total 2728 · FMC - Truck 85722								0.00
2729 · GMF - Truck 66930								0.00
Total 2729 · GMF - Truck 66930								0.00
2730 · FMC - Truck 65305								0.00
Total 2730 · FMC - Truck 65305								0.00
2731 · FMC - Truck 59706								0.00
Total 2731 · FMC - Truck 59706								0.00
2732 · GMF - Truck 22354								0.00
Total 2732 · GMF - Truck 22354								0.00
2733 · Ally - Truck 44442								0.00
Total 2733 · Ally - Truck 44442								0.00

Navitas Utility Corporation
General Ledger
As of December 31, 2017

Type	Date	Num	Name	Memo	Split	Debit	Credit	Balance
2799 · NALLC - Navitas 1 & CHQ								0.00
Total 2799 · NALLC - Navitas 1 & CHQ								0.00
2700 · LTD - Other								0.00
Total 2700 · LTD - Other								0.00
Total 2700 · LTD						34,304.81	84,903.06	-142,059.36
2800 · DL								-97,568.73
2801 · Deferred tax liability								0.00
Total 2801 · Deferred tax liability								0.00
2832 · Accrued Insurance Deductible								-79,640.73
Total 2832 · Accrued Insurance Deductible								-79,640.73
2833 · Accrued non-W/C Disability								-17,928.00
General Journal	10/31/2017	171031		JS took 3 co...	874.46 · Mains...	335.28		-17,592.72
General Journal	12/31/2017	10060...		9 days @ 72/...	926 · Employe...		648.00	-18,240.72
Total 2833 · Accrued non-W/C Disability						335.28	648.00	-18,240.72
2899 · Prepaid vehicle lease								0.00
Total 2899 · Prepaid vehicle lease								0.00
2800 · DL - Other								0.00
Total 2800 · DL - Other								0.00
Total 2800 · DL						335.28	648.00	-97,881.45
2900 · MI								0.00
2901 · Minority interest								0.00
Total 2901 · Minority interest								0.00
2900 · MI - Other								0.00
Total 2900 · MI - Other								0.00
Total 2900 · MI								0.00
3000 · Equity								-182,349.93
3001 · Opening Bal Equity								0.00
Total 3001 · Opening Bal Equity								0.00
3101 · Common stock								-66,000.00
Total 3101 · Common stock								-66,000.00
3201 · Additional paid-in capital								-113,723.20
Total 3201 · Additional paid-in capital								-113,723.20
3901 · Accum other compre incom								-2,626.73
Total 3901 · Accum other compre incom								-2,626.73

Navitas Utility Corporation
General Ledger
As of December 31, 2017

Type	Date	Num	Name	Memo	Split	Debit	Credit	Balance
3000 · Equity - Other								0.00
Total 3000 · Equity - Other								0.00
Total 3000 · Equity								-182,349.93
3301 · Retained Earnings								-759,443.46
Total 3301 · Retained Earnings								-759,443.46
3999 · Returned Cash Flow								55,000.00
Total 3999 · Returned Cash Flow								55,000.00
400 · Operating revenue								0.00
4100 · Revenue								0.00
4101 · Service crews NMS								0.00
Total 4101 · Service crews NMS								0.00
4102 · Commodity sales NMS								0.00
Total 4102 · Commodity sales NMS								0.00
4103 · Asset billing NMS								0.00
Total 4103 · Asset billing NMS								0.00
4104 · Construction crews NMS								0.00
Total 4104 · Construction crews NMS								0.00
4111 · Service crews								0.00
Invoice	01/31/2017	1701F...	Fort Cobb Fuel Auth...	874 Mains & ...	1201 · From m...		20,685.00	-20,685.00
Invoice	01/31/2017	1701F...	Fort Cobb Fuel Auth...	887 Maintena...	1201 · From m...		3,363.00	-24,048.00
Invoice	01/31/2017	1701F...	Fort Cobb Fuel Auth...	893 Maintena...	1201 · From m...		3,387.00	-27,435.00
Invoice	01/31/2017	1701F...	Fort Cobb Fuel Auth...	903 Customer...	1201 · From m...		2,123.00	-29,558.00
Invoice	01/31/2017	1701F...	Fort Cobb Fuel Auth...	908 Customer...	1201 · From m...		7,120.00	-36,678.00
Invoice	01/31/2017	1701F...	Fort Cobb Fuel Auth...	920 Administr...	1201 · From m...		26,134.00	-62,812.00
Invoice	01/31/2017	1701F...	Fort Cobb Fuel Auth...	921 Office Su...	1201 · From m...		5,726.00	-68,538.00
Invoice	01/31/2017	1701F...	Fort Cobb Fuel Auth...	923 Outside ...	1201 · From m...		8,206.00	-76,744.00
Invoice	01/31/2017	1701F...	Fort Cobb Fuel Auth...	924 Insurance	1201 · From m...		1,658.00	-78,402.00
Invoice	01/31/2017	1701F...	Fort Cobb Fuel Auth...	925 Safety & ...	1201 · From m...		75.00	-78,477.00
Invoice	01/31/2017	1701F...	Fort Cobb Fuel Auth...	926 Employe...	1201 · From m...		13,195.00	-91,672.00
Invoice	01/31/2017	1701F...	Fort Cobb Fuel Auth...	931 Rents	1201 · From m...		850.00	-92,522.00
Invoice	01/31/2017	1701F...	Fort Cobb Fuel Auth...	932 Maintena...	1201 · From m...		166.00	-92,688.00
Invoice	01/31/2017	1701F...	Fort Cobb Fuel Auth...	931 Pickups	1201 · From m...		4,497.00	-97,185.00
Invoice	01/31/2017	1701F...	Fort Cobb Fuel Auth...	931 Trucks	1201 · From m...		510.00	-97,695.00
Invoice	01/31/2017	1701F...	Fort Cobb Fuel Auth...	931 Heavy Eq...	1201 · From m...		926.00	-98,621.00
Invoice	01/31/2017	1701F...	Fort Cobb Fuel Auth...	931 Tools & E...	1201 · From m...		1,156.00	-99,777.00
Invoice	01/31/2017	1701F...	Fort Cobb Fuel Auth...	931 Office Eq...	1201 · From m...		1,349.00	-101,126.00
Invoice	01/31/2017	1701F...	Fort Cobb Fuel Auth...	931 Meters	1201 · From m...		3,038.00	-104,164.00
Invoice	01/31/2017	1701F...	Fort Cobb Fuel Auth...	874 Mains & ...	1201 · From m...		23,063.00	-127,227.00
Invoice	01/31/2017	1701F...	Fort Cobb Fuel Auth...	887 Maintena...	1201 · From m...		3,750.00	-130,977.00
Invoice	01/31/2017	1701F...	Fort Cobb Fuel Auth...	893 Maintena...	1201 · From m...		3,777.00	-134,754.00
Invoice	01/31/2017	1701F...	Fort Cobb Fuel Auth...	903 Customer...	1201 · From m...		2,367.00	-137,121.00
Invoice	01/31/2017	1701F...	Fort Cobb Fuel Auth...	908 Customer...	1201 · From m...		7,939.00	-145,060.00

Navitas Utility Corporation
General Ledger
As of December 31, 2017

Type	Date	Num	Name	Memo	Split	Debit	Credit	Balance
Invoice	01/31/2017	1701F...	Fort Cobb Fuel Auth...	920 Administr...	1201 · From m...		29,139.00	-174,199.00
Invoice	01/31/2017	1701F...	Fort Cobb Fuel Auth...	921 Office Su...	1201 · From m...		6,384.00	-180,583.00
Invoice	01/31/2017	1701F...	Fort Cobb Fuel Auth...	923 Outside ...	1201 · From m...		9,149.00	-189,732.00
Invoice	01/31/2017	1701F...	Fort Cobb Fuel Auth...	924 Insurance	1201 · From m...		1,849.00	-191,581.00
Invoice	01/31/2017	1701F...	Fort Cobb Fuel Auth...	925 Safety & ...	1201 · From m...		83.00	-191,664.00
Invoice	01/31/2017	1701F...	Fort Cobb Fuel Auth...	926 Employe...	1201 · From m...		14,712.00	-206,376.00
Invoice	01/31/2017	1701F...	Fort Cobb Fuel Auth...	931 Rents	1201 · From m...		948.00	-207,324.00
Invoice	01/31/2017	1701F...	Fort Cobb Fuel Auth...	932 Maintena...	1201 · From m...		185.00	-207,509.00
Invoice	01/31/2017	1701F...	Fort Cobb Fuel Auth...	931 Pickups	1201 · From m...		5,014.00	-212,523.00
Invoice	01/31/2017	1701F...	Fort Cobb Fuel Auth...	931 Trucks	1201 · From m...		569.00	-213,092.00
Invoice	01/31/2017	1701F...	Fort Cobb Fuel Auth...	931 Heavy Eq...	1201 · From m...		1,033.00	-214,125.00
Invoice	01/31/2017	1701F...	Fort Cobb Fuel Auth...	931 Tools & E...	1201 · From m...		1,289.00	-215,414.00
Invoice	01/31/2017	1701F...	Fort Cobb Fuel Auth...	931 Office Eq...	1201 · From m...		1,504.00	-216,918.00
Invoice	01/31/2017	1701F...	Fort Cobb Fuel Auth...	931 Meters	1201 · From m...		3,388.00	-220,306.00
Invoice	01/31/2017	1701N...	Navitas OK3, LLC	874 Mains & ...	1201 · From m...		2,500.00	-222,806.00
Invoice	01/31/2017	1701N...	Navitas OK3, LLC	887 Maintena...	1201 · From m...		292.00	-223,098.00
Invoice	01/31/2017	1701N...	Navitas OK3, LLC	893 Maintena...	1201 · From m...		294.00	-223,392.00
Invoice	01/31/2017	1701N...	Navitas OK3, LLC	894 Maintena...	1201 · From m...		3,268.00	-226,660.00
Invoice	01/31/2017	1701N...	Navitas OK3, LLC	903 Customer...	1201 · From m...		184.00	-226,844.00
Invoice	01/31/2017	1701N...	Navitas OK3, LLC	908 Customer...	1201 · From m...		618.00	-227,462.00
Invoice	01/31/2017	1701N...	Navitas OK3, LLC	920 Administr...	1201 · From m...		2,269.00	-229,731.00
Invoice	01/31/2017	1701N...	Navitas OK3, LLC	921 Office Su...	1201 · From m...		497.00	-230,228.00
Invoice	01/31/2017	1701N...	Navitas OK3, LLC	923 Outside ...	1201 · From m...		712.00	-230,940.00
Invoice	01/31/2017	1701N...	Navitas OK3, LLC	924 Insurance	1201 · From m...		144.00	-231,084.00
Invoice	01/31/2017	1701N...	Navitas OK3, LLC	925 Safety & ...	1201 · From m...		6.00	-231,090.00
Invoice	01/31/2017	1701N...	Navitas OK3, LLC	926 Employe...	1201 · From m...		1,146.00	-232,236.00
Invoice	01/31/2017	1701N...	Navitas OK3, LLC	931 Rents	1201 · From m...		74.00	-232,310.00
Invoice	01/31/2017	1701N...	Navitas OK3, LLC	932 Maintena...	1201 · From m...		14.00	-232,324.00
Invoice	01/31/2017	1701N...	Navitas OK3, LLC	931 Pickups	1201 · From m...		390.00	-232,714.00
Invoice	01/31/2017	1701N...	Navitas OK3, LLC	931 Trucks	1201 · From m...		44.00	-232,758.00
Invoice	01/31/2017	1701N...	Navitas OK3, LLC	931 Heavy Eq...	1201 · From m...		80.00	-232,838.00
Invoice	01/31/2017	1701N...	Navitas OK3, LLC	931 Tools & E...	1201 · From m...		100.00	-232,938.00
Invoice	01/31/2017	1701N...	Navitas OK3, LLC	931 Office Eq...	1201 · From m...		117.00	-233,055.00
Invoice	01/31/2017	1701N...	Navitas OK3, LLC	931 Meters	1201 · From m...		264.00	-233,319.00
Invoice	01/31/2017	1701...	Navitas Winstar LLC	874 Mains & ...	1201 · From m...		2,500.00	-235,819.00
Invoice	01/31/2017	1701...	Navitas Winstar LLC	887 Maintena...	1201 · From m...		36.00	-235,855.00
Invoice	01/31/2017	1701...	Navitas Winstar LLC	893 Maintena...	1201 · From m...		37.00	-235,892.00
Invoice	01/31/2017	1701...	Navitas Winstar LLC	903 Customer...	1201 · From m...		23.00	-235,915.00
Invoice	01/31/2017	1701...	Navitas Winstar LLC	908 Customer...	1201 · From m...		77.00	-235,992.00
Invoice	01/31/2017	1701...	Navitas Winstar LLC	920 Administr...	1201 · From m...		282.00	-236,274.00
Invoice	01/31/2017	1701...	Navitas Winstar LLC	921 Office Su...	1201 · From m...		62.00	-236,336.00
Invoice	01/31/2017	1701...	Navitas Winstar LLC	923 Outside ...	1201 · From m...		88.00	-236,424.00
Invoice	01/31/2017	1701...	Navitas Winstar LLC	924 Insurance	1201 · From m...		18.00	-236,442.00
Invoice	01/31/2017	1701...	Navitas Winstar LLC	925 Safety & ...	1201 · From m...		1.00	-236,443.00
Invoice	01/31/2017	1701...	Navitas Winstar LLC	926 Employe...	1201 · From m...		142.00	-236,585.00
Invoice	01/31/2017	1701...	Navitas Winstar LLC	931 Rents	1201 · From m...		9.00	-236,594.00
Invoice	01/31/2017	1701...	Navitas Winstar LLC	932 Maintena...	1201 · From m...		2.00	-236,596.00
Invoice	01/31/2017	1701...	Navitas Winstar LLC	931 Pickups	1201 · From m...		48.00	-236,644.00
Invoice	01/31/2017	1701...	Navitas Winstar LLC	931 Trucks	1201 · From m...		6.00	-236,650.00

Navitas Utility Corporation
General Ledger
As of December 31, 2017

Type	Date	Num	Name	Memo	Split	Debit	Credit	Balance
Invoice	01/31/2017	1701...	Navitas Winstar LLC	931 Heavy Eq...	1201 · From m...		10.00	-236,660.00
Invoice	01/31/2017	1701...	Navitas Winstar LLC	931 Tools & E...	1201 · From m...		12.00	-236,672.00
Invoice	01/31/2017	1701...	Navitas Winstar LLC	931 Office Eq...	1201 · From m...		15.00	-236,687.00
Invoice	01/31/2017	1701...	Navitas Winstar LLC	931 Meters	1201 · From m...		33.00	-236,720.00
Invoice	01/31/2017	1701T...	Navitas TN NG LLC	874 Mains & ...	1201 · From m...		5,355.00	-242,075.00
Invoice	01/31/2017	1701T...	Navitas TN NG LLC	887 Maintena...	1201 · From m...		76.00	-242,151.00
Invoice	01/31/2017	1701T...	Navitas TN NG LLC	893 Maintena...	1201 · From m...		1,002.00	-243,153.00
Invoice	01/31/2017	1701T...	Navitas TN NG LLC	903 Customer...	1201 · From m...		607.00	-243,760.00
Invoice	01/31/2017	1701T...	Navitas TN NG LLC	908 Customer...	1201 · From m...		1,080.00	-244,840.00
Invoice	01/31/2017	1701T...	Navitas TN NG LLC	920 Administr...	1201 · From m...		7,730.00	-252,570.00
Invoice	01/31/2017	1701T...	Navitas TN NG LLC	921 Office Su...	1201 · From m...		2,681.00	-255,251.00
Invoice	01/31/2017	1701T...	Navitas TN NG LLC	923 Outside ...	1201 · From m...		2,690.00	-257,941.00
Invoice	01/31/2017	1701T...	Navitas TN NG LLC	924 Insurance	1201 · From m...		490.00	-258,431.00
Invoice	01/31/2017	1701T...	Navitas TN NG LLC	925 Safety & ...	1201 · From m...		22.00	-258,453.00
Invoice	01/31/2017	1701T...	Navitas TN NG LLC	926 Employe...	1201 · From m...		3,903.00	-262,356.00
Invoice	01/31/2017	1701T...	Navitas TN NG LLC	931 Rents	1201 · From m...		251.00	-262,607.00
Invoice	01/31/2017	1701T...	Navitas TN NG LLC	932 Maintena...	1201 · From m...		49.00	-262,656.00
Invoice	01/31/2017	1701T...	Navitas TN NG LLC	931 Pickups	1201 · From m...		486.00	-263,142.00
Invoice	01/31/2017	1701T...	Navitas TN NG LLC	931 Tools & E...	1201 · From m...		342.00	-263,484.00
Invoice	01/31/2017	1701T...	Navitas TN NG LLC	931 Office Eq...	1201 · From m...		399.00	-263,883.00
Invoice	01/31/2017	1701T...	Navitas TN NG LLC	931 Meters	1201 · From m...		899.00	-264,782.00
Invoice	01/31/2017	1701K...	Navitas KY NG LLC	874 Mains & ...	1201 · From m...		2,729.00	-267,511.00
Invoice	01/31/2017	1701K...	Navitas KY NG LLC	887 Maintena...	1201 · From m...		1,452.00	-268,963.00
Invoice	01/31/2017	1701K...	Navitas KY NG LLC	893 Maintena...	1201 · From m...		280.00	-269,243.00
Invoice	01/31/2017	1701K...	Navitas KY NG LLC	903 Customer...	1201 · From m...		144.00	-269,387.00
Invoice	01/31/2017	1701K...	Navitas KY NG LLC	908 Customer...	1201 · From m...		302.00	-269,689.00
Invoice	01/31/2017	1701K...	Navitas KY NG LLC	920 Administr...	1201 · From m...		2,164.00	-271,853.00
Invoice	01/31/2017	1701K...	Navitas KY NG LLC	921 Office Su...	1201 · From m...		645.00	-272,498.00
Invoice	01/31/2017	1701K...	Navitas KY NG LLC	923 Outside ...	1201 · From m...		1,369.00	-273,867.00
Invoice	01/31/2017	1701K...	Navitas KY NG LLC	924 Insurance	1201 · From m...		137.00	-274,004.00
Invoice	01/31/2017	1701K...	Navitas KY NG LLC	925 Safety & ...	1201 · From m...		6.00	-274,010.00
Invoice	01/31/2017	1701K...	Navitas KY NG LLC	926 Employe...	1201 · From m...		1,092.00	-275,102.00
Invoice	01/31/2017	1701K...	Navitas KY NG LLC	931 Rents	1201 · From m...		70.00	-275,172.00
Invoice	01/31/2017	1701K...	Navitas KY NG LLC	932 Maintena...	1201 · From m...		14.00	-275,186.00
Invoice	01/31/2017	1701K...	Navitas KY NG LLC	931 Tools & E...	1201 · From m...		96.00	-275,282.00
Invoice	01/31/2017	1701K...	Navitas KY NG LLC	931 Office Eq...	1201 · From m...		112.00	-275,394.00
Invoice	01/31/2017	1701K...	Navitas KY NG LLC	931 Meters	1201 · From m...		252.00	-275,646.00
Invoice	02/28/2017	1702F...	Fort Cobb Fuel Auth...	874 Mains & ...	1201 · From m...		19,484.00	-295,130.00
Invoice	02/28/2017	1702F...	Fort Cobb Fuel Auth...	887 Maintena...	1201 · From m...		3,536.00	-298,666.00
Invoice	02/28/2017	1702F...	Fort Cobb Fuel Auth...	893 Maintena...	1201 · From m...		3,436.00	-302,102.00
Invoice	02/28/2017	1702F...	Fort Cobb Fuel Auth...	903 Customer...	1201 · From m...		2,086.00	-304,188.00
Invoice	02/28/2017	1702F...	Fort Cobb Fuel Auth...	908 Customer...	1201 · From m...		7,234.00	-311,422.00
Invoice	02/28/2017	1702F...	Fort Cobb Fuel Auth...	920 Administr...	1201 · From m...		26,018.00	-337,440.00
Invoice	02/28/2017	1702F...	Fort Cobb Fuel Auth...	921 Office Su...	1201 · From m...		6,205.00	-343,645.00
Invoice	02/28/2017	1702F...	Fort Cobb Fuel Auth...	923 Outside ...	1201 · From m...		7,743.00	-351,388.00
Invoice	02/28/2017	1702F...	Fort Cobb Fuel Auth...	924 Insurance	1201 · From m...		6,445.00	-357,833.00
Invoice	02/28/2017	1702F...	Fort Cobb Fuel Auth...	925 Safety & ...	1201 · From m...		4,964.00	-362,797.00
Invoice	02/28/2017	1702F...	Fort Cobb Fuel Auth...	926 Employe...	1201 · From m...		13,005.00	-375,802.00
Invoice	02/28/2017	1702F...	Fort Cobb Fuel Auth...	931 Rents	1201 · From m...		602.00	-376,404.00

Navitas Utility Corporation
General Ledger
As of December 31, 2017

Type	Date	Num	Name	Memo	Split	Debit	Credit	Balance
Invoice	02/28/2017	1702F...	Fort Cobb Fuel Auth...	932 Maintena...	1201 · From m...		244.00	-376,648.00
Invoice	02/28/2017	1702F...	Fort Cobb Fuel Auth...	931 Pickups	1201 · From m...		4,497.00	-381,145.00
Invoice	02/28/2017	1702F...	Fort Cobb Fuel Auth...	931 Trucks	1201 · From m...		510.00	-381,655.00
Invoice	02/28/2017	1702F...	Fort Cobb Fuel Auth...	931 Heavy Eq...	1201 · From m...		926.00	-382,581.00
Invoice	02/28/2017	1702F...	Fort Cobb Fuel Auth...	931 Tools & E...	1201 · From m...		1,156.00	-383,737.00
Invoice	02/28/2017	1702F...	Fort Cobb Fuel Auth...	931 Office Eq...	1201 · From m...		1,349.00	-385,086.00
Invoice	02/28/2017	1702F...	Fort Cobb Fuel Auth...	931 Meters	1201 · From m...		3,038.00	-388,124.00
Invoice	02/28/2017	1702F...	Fort Cobb Fuel Auth...	874 Mains & ...	1201 · From m...		21,724.00	-409,848.00
Invoice	02/28/2017	1702F...	Fort Cobb Fuel Auth...	887 Maintena...	1201 · From m...		3,943.00	-413,791.00
Invoice	02/28/2017	1702F...	Fort Cobb Fuel Auth...	893 Maintena...	1201 · From m...		3,831.00	-417,622.00
Invoice	02/28/2017	1702F...	Fort Cobb Fuel Auth...	903 Customer...	1201 · From m...		2,325.00	-419,947.00
Invoice	02/28/2017	1702F...	Fort Cobb Fuel Auth...	908 Customer...	1201 · From m...		8,066.00	-428,013.00
Invoice	02/28/2017	1702F...	Fort Cobb Fuel Auth...	920 Administr...	1201 · From m...		29,010.00	-457,023.00
Invoice	02/28/2017	1702F...	Fort Cobb Fuel Auth...	921 Office Su...	1201 · From m...		6,918.00	-463,941.00
Invoice	02/28/2017	1702F...	Fort Cobb Fuel Auth...	923 Outside ...	1201 · From m...		8,633.00	-472,574.00
Invoice	02/28/2017	1702F...	Fort Cobb Fuel Auth...	924 Insurance	1201 · From m...		7,186.00	-479,760.00
Invoice	02/28/2017	1702F...	Fort Cobb Fuel Auth...	925 Safety & ...	1201 · From m...		5,535.00	-485,295.00
Invoice	02/28/2017	1702F...	Fort Cobb Fuel Auth...	926 Employe...	1201 · From m...		14,500.00	-499,795.00
Invoice	02/28/2017	1702F...	Fort Cobb Fuel Auth...	931 Rents	1201 · From m...		671.00	-500,466.00
Invoice	02/28/2017	1702F...	Fort Cobb Fuel Auth...	932 Maintena...	1201 · From m...		272.00	-500,738.00
Invoice	02/28/2017	1702F...	Fort Cobb Fuel Auth...	931 Pickups	1201 · From m...		5,014.00	-505,752.00
Invoice	02/28/2017	1702F...	Fort Cobb Fuel Auth...	931 Trucks	1201 · From m...		569.00	-506,321.00
Invoice	02/28/2017	1702F...	Fort Cobb Fuel Auth...	931 Heavy Eq...	1201 · From m...		1,033.00	-507,354.00
Invoice	02/28/2017	1702F...	Fort Cobb Fuel Auth...	931 Tools & E...	1201 · From m...		1,289.00	-508,643.00
Invoice	02/28/2017	1702F...	Fort Cobb Fuel Auth...	931 Office Eq...	1201 · From m...		1,504.00	-510,147.00
Invoice	02/28/2017	1702F...	Fort Cobb Fuel Auth...	931 Meters	1201 · From m...		3,388.00	-513,535.00
Invoice	02/28/2017	1702N...	Navitas OK3, LLC	874 Mains & ...	1201 · From m...		2,500.00	-516,035.00
Invoice	02/28/2017	1702N...	Navitas OK3, LLC	887 Maintena...	1201 · From m...		307.00	-516,342.00
Invoice	02/28/2017	1702N...	Navitas OK3, LLC	893 Maintena...	1201 · From m...		298.00	-516,640.00
Invoice	02/28/2017	1702N...	Navitas OK3, LLC	894 Maintena...	1201 · From m...		3,070.00	-519,710.00
Invoice	02/28/2017	1702N...	Navitas OK3, LLC	903 Customer...	1201 · From m...		181.00	-519,891.00
Invoice	02/28/2017	1702N...	Navitas OK3, LLC	908 Customer...	1201 · From m...		628.00	-520,519.00
Invoice	02/28/2017	1702N...	Navitas OK3, LLC	920 Administr...	1201 · From m...		2,259.00	-522,778.00
Invoice	02/28/2017	1702N...	Navitas OK3, LLC	921 Office Su...	1201 · From m...		539.00	-523,317.00
Invoice	02/28/2017	1702N...	Navitas OK3, LLC	923 Outside ...	1201 · From m...		672.00	-523,989.00
Invoice	02/28/2017	1702N...	Navitas OK3, LLC	924 Insurance	1201 · From m...		560.00	-524,549.00
Invoice	02/28/2017	1702N...	Navitas OK3, LLC	925 Safety & ...	1201 · From m...		431.00	-524,980.00
Invoice	02/28/2017	1702N...	Navitas OK3, LLC	926 Employe...	1201 · From m...		1,129.00	-526,109.00
Invoice	02/28/2017	1702N...	Navitas OK3, LLC	931 Rents	1201 · From m...		52.00	-526,161.00
Invoice	02/28/2017	1702N...	Navitas OK3, LLC	932 Maintena...	1201 · From m...		21.00	-526,182.00
Invoice	02/28/2017	1702N...	Navitas OK3, LLC	931 Pickups	1201 · From m...		390.00	-526,572.00
Invoice	02/28/2017	1702N...	Navitas OK3, LLC	931 Trucks	1201 · From m...		44.00	-526,616.00
Invoice	02/28/2017	1702N...	Navitas OK3, LLC	931 Heavy Eq...	1201 · From m...		80.00	-526,696.00
Invoice	02/28/2017	1702N...	Navitas OK3, LLC	931 Tools & E...	1201 · From m...		100.00	-526,796.00
Invoice	02/28/2017	1702N...	Navitas OK3, LLC	931 Office Eq...	1201 · From m...		117.00	-526,913.00
Invoice	02/28/2017	1702N...	Navitas OK3, LLC	931 Meters	1201 · From m...		264.00	-527,177.00
Invoice	02/28/2017	1702...	Navitas Winstar LLC	874 Mains & ...	1201 · From m...		2,500.00	-529,677.00
Invoice	02/28/2017	1702...	Navitas Winstar LLC	887 Maintena...	1201 · From m...		38.00	-529,715.00
Invoice	02/28/2017	1702...	Navitas Winstar LLC	893 Maintena...	1201 · From m...		37.00	-529,752.00

Navitas Utility Corporation
General Ledger
As of December 31, 2017

Type	Date	Num	Name	Memo	Split	Debit	Credit	Balance
Invoice	02/28/2017	1702...	Navitas Winstar LLC	903 Customer...	1201 · From m...		22.00	-529,774.00
Invoice	02/28/2017	1702...	Navitas Winstar LLC	908 Customer...	1201 · From m...		78.00	-529,852.00
Invoice	02/28/2017	1702...	Navitas Winstar LLC	920 Administr...	1201 · From m...		280.00	-530,132.00
Invoice	02/28/2017	1702...	Navitas Winstar LLC	921 Office Su...	1201 · From m...		67.00	-530,199.00
Invoice	02/28/2017	1702...	Navitas Winstar LLC	923 Outside ...	1201 · From m...		83.00	-530,282.00
Invoice	02/28/2017	1702...	Navitas Winstar LLC	924 Insurance	1201 · From m...		69.00	-530,351.00
Invoice	02/28/2017	1702...	Navitas Winstar LLC	925 Safety & ...	1201 · From m...		54.00	-530,405.00
Invoice	02/28/2017	1702...	Navitas Winstar LLC	926 Employe...	1201 · From m...		140.00	-530,545.00
Invoice	02/28/2017	1702...	Navitas Winstar LLC	931 Rents	1201 · From m...		6.00	-530,551.00
Invoice	02/28/2017	1702...	Navitas Winstar LLC	932 Maintena...	1201 · From m...		3.00	-530,554.00
Invoice	02/28/2017	1702...	Navitas Winstar LLC	931 Pickups	1201 · From m...		48.00	-530,602.00
Invoice	02/28/2017	1702...	Navitas Winstar LLC	931 Trucks	1201 · From m...		6.00	-530,608.00
Invoice	02/28/2017	1702...	Navitas Winstar LLC	931 Heavy Eq...	1201 · From m...		10.00	-530,618.00
Invoice	02/28/2017	1702...	Navitas Winstar LLC	931 Tools & E...	1201 · From m...		12.00	-530,630.00
Invoice	02/28/2017	1702...	Navitas Winstar LLC	931 Office Eq...	1201 · From m...		15.00	-530,645.00
Invoice	02/28/2017	1702...	Navitas Winstar LLC	931 Meters	1201 · From m...		33.00	-530,678.00
Invoice	02/28/2017	1702T...	Navitas TN NG LLC	874 Mains & ...	1201 · From m...		5,733.00	-536,411.00
Invoice	02/28/2017	1702T...	Navitas TN NG LLC	887 Maintena...	1201 · From m...	0.00		-536,411.00
Invoice	02/28/2017	1702T...	Navitas TN NG LLC	893 Maintena...	1201 · From m...		1,016.00	-537,427.00
Invoice	02/28/2017	1702T...	Navitas TN NG LLC	903 Customer...	1201 · From m...		597.00	-538,024.00
Invoice	02/28/2017	1702T...	Navitas TN NG LLC	908 Customer...	1201 · From m...		1,115.00	-539,139.00
Invoice	02/28/2017	1702T...	Navitas TN NG LLC	920 Administr...	1201 · From m...		7,695.00	-546,834.00
Invoice	02/28/2017	1702T...	Navitas TN NG LLC	921 Office Su...	1201 · From m...		2,467.00	-549,301.00
Invoice	02/28/2017	1702T...	Navitas TN NG LLC	923 Outside ...	1201 · From m...		2,122.00	-551,423.00
Invoice	02/28/2017	1702T...	Navitas TN NG LLC	924 Insurance	1201 · From m...		1,906.00	-553,329.00
Invoice	02/28/2017	1702T...	Navitas TN NG LLC	925 Safety & ...	1201 · From m...		1,468.00	-554,797.00
Invoice	02/28/2017	1702T...	Navitas TN NG LLC	926 Employe...	1201 · From m...		3,846.00	-558,643.00
Invoice	02/28/2017	1702T...	Navitas TN NG LLC	931 Rents	1201 · From m...		178.00	-558,821.00
Invoice	02/28/2017	1702T...	Navitas TN NG LLC	932 Maintena...	1201 · From m...		72.00	-558,893.00
Invoice	02/28/2017	1702T...	Navitas TN NG LLC	931 Pickups	1201 · From m...		486.00	-559,379.00
Invoice	02/28/2017	1702T...	Navitas TN NG LLC	931 Tools & E...	1201 · From m...		342.00	-559,721.00
Invoice	02/28/2017	1702T...	Navitas TN NG LLC	931 Office Eq...	1201 · From m...		399.00	-560,120.00
Invoice	02/28/2017	1702T...	Navitas TN NG LLC	931 Meters	1201 · From m...		899.00	-561,019.00
Invoice	02/28/2017	1702K...	Navitas KY NG LLC	874 Mains & ...	1201 · From m...		2,500.00	-563,519.00
Invoice	02/28/2017	1702K...	Navitas KY NG LLC	887 Maintena...	1201 · From m...		2,000.00	-565,519.00
Invoice	02/28/2017	1702K...	Navitas KY NG LLC	893 Maintena...	1201 · From m...		284.00	-565,803.00
Invoice	02/28/2017	1702K...	Navitas KY NG LLC	903 Customer...	1201 · From m...		142.00	-565,945.00
Invoice	02/28/2017	1702K...	Navitas KY NG LLC	908 Customer...	1201 · From m...		312.00	-566,257.00
Invoice	02/28/2017	1702K...	Navitas KY NG LLC	920 Administr...	1201 · From m...		2,154.00	-568,411.00
Invoice	02/28/2017	1702K...	Navitas KY NG LLC	921 Office Su...	1201 · From m...		343.00	-568,754.00
Invoice	02/28/2017	1702K...	Navitas KY NG LLC	923 Outside ...	1201 · From m...		926.00	-569,680.00
Invoice	02/28/2017	1702K...	Navitas KY NG LLC	924 Insurance	1201 · From m...		534.00	-570,214.00
Invoice	02/28/2017	1702K...	Navitas KY NG LLC	925 Safety & ...	1201 · From m...		411.00	-570,625.00
Invoice	02/28/2017	1702K...	Navitas KY NG LLC	926 Employe...	1201 · From m...		1,077.00	-571,702.00
Invoice	02/28/2017	1702K...	Navitas KY NG LLC	931 Rents	1201 · From m...		50.00	-571,752.00
Invoice	02/28/2017	1702K...	Navitas KY NG LLC	932 Maintena...	1201 · From m...		20.00	-571,772.00
Invoice	02/28/2017	1702K...	Navitas KY NG LLC	931 Tools & E...	1201 · From m...		96.00	-571,868.00
Invoice	02/28/2017	1702K...	Navitas KY NG LLC	931 Office Eq...	1201 · From m...		112.00	-571,980.00
Invoice	02/28/2017	1702K...	Navitas KY NG LLC	931 Meters	1201 · From m...		252.00	-572,232.00

Navitas Utility Corporation
General Ledger
As of December 31, 2017

Type	Date	Num	Name	Memo	Split	Debit	Credit	Balance
Invoice	03/31/2017	1703F...	Fort Cobb Fuel Auth...	874 Mains & ...	1201 · From m...		28,965.00	-601,197.00
Invoice	03/31/2017	1703F...	Fort Cobb Fuel Auth...	887 Maintena...	1201 · From m...		5,967.00	-607,164.00
Invoice	03/31/2017	1703F...	Fort Cobb Fuel Auth...	893 Maintena...	1201 · From m...		4,089.00	-611,253.00
Invoice	03/31/2017	1703F...	Fort Cobb Fuel Auth...	903 Customer...	1201 · From m...		2,434.00	-613,687.00
Invoice	03/31/2017	1703F...	Fort Cobb Fuel Auth...	908 Customer...	1201 · From m...		10,744.00	-624,431.00
Invoice	03/31/2017	1703F...	Fort Cobb Fuel Auth...	920 Administr...	1201 · From m...		26,070.00	-650,501.00
Invoice	03/31/2017	1703F...	Fort Cobb Fuel Auth...	921 Office Su...	1201 · From m...		6,474.00	-656,975.00
Invoice	03/31/2017	1703F...	Fort Cobb Fuel Auth...	923 Outside ...	1201 · From m...		6,645.00	-663,620.00
Invoice	03/31/2017	1703F...	Fort Cobb Fuel Auth...	924 Insurance	1201 · From m...		4,762.00	-668,382.00
Invoice	03/31/2017	1703F...	Fort Cobb Fuel Auth...	925 Safety & ...	1201 · From m...		2,293.00	-670,675.00
Invoice	03/31/2017	1703F...	Fort Cobb Fuel Auth...	926 Employe...	1201 · From m...		14,029.00	-684,704.00
Invoice	03/31/2017	1703F...	Fort Cobb Fuel Auth...	931 Rents	1201 · From m...		910.00	-685,614.00
Invoice	03/31/2017	1703F...	Fort Cobb Fuel Auth...	932 Maintena...	1201 · From m...		224.00	-685,838.00
Invoice	03/31/2017	1703F...	Fort Cobb Fuel Auth...	931 Pickups	1201 · From m...		4,497.00	-690,335.00
Invoice	03/31/2017	1703F...	Fort Cobb Fuel Auth...	931 Trucks	1201 · From m...		510.00	-690,845.00
Invoice	03/31/2017	1703F...	Fort Cobb Fuel Auth...	931 Heavy Eq...	1201 · From m...		926.00	-691,771.00
Invoice	03/31/2017	1703F...	Fort Cobb Fuel Auth...	931 Tools & E...	1201 · From m...		1,156.00	-692,927.00
Invoice	03/31/2017	1703F...	Fort Cobb Fuel Auth...	931 Office Eq...	1201 · From m...		1,349.00	-694,276.00
Invoice	03/31/2017	1703F...	Fort Cobb Fuel Auth...	931 Meters	1201 · From m...		3,038.00	-697,314.00
Invoice	03/31/2017	1703F...	Fort Cobb Fuel Auth...	874 Mains & ...	1201 · From m...		32,295.00	-729,609.00
Invoice	03/31/2017	1703F...	Fort Cobb Fuel Auth...	887 Maintena...	1201 · From m...		6,653.00	-736,262.00
Invoice	03/31/2017	1703F...	Fort Cobb Fuel Auth...	893 Maintena...	1201 · From m...		4,559.00	-740,821.00
Invoice	03/31/2017	1703F...	Fort Cobb Fuel Auth...	903 Customer...	1201 · From m...		2,714.00	-743,535.00
Invoice	03/31/2017	1703F...	Fort Cobb Fuel Auth...	908 Customer...	1201 · From m...		11,979.00	-755,514.00
Invoice	03/31/2017	1703F...	Fort Cobb Fuel Auth...	920 Administr...	1201 · From m...		29,067.00	-784,581.00
Invoice	03/31/2017	1703F...	Fort Cobb Fuel Auth...	921 Office Su...	1201 · From m...		7,219.00	-791,800.00
Invoice	03/31/2017	1703F...	Fort Cobb Fuel Auth...	923 Outside ...	1201 · From m...		7,409.00	-799,209.00
Invoice	03/31/2017	1703F...	Fort Cobb Fuel Auth...	924 Insurance	1201 · From m...		5,310.00	-804,519.00
Invoice	03/31/2017	1703F...	Fort Cobb Fuel Auth...	925 Safety & ...	1201 · From m...		2,557.00	-807,076.00
Invoice	03/31/2017	1703F...	Fort Cobb Fuel Auth...	926 Employe...	1201 · From m...		15,642.00	-822,718.00
Invoice	03/31/2017	1703F...	Fort Cobb Fuel Auth...	931 Rents	1201 · From m...		1,015.00	-823,733.00
Invoice	03/31/2017	1703F...	Fort Cobb Fuel Auth...	932 Maintena...	1201 · From m...		249.00	-823,982.00
Invoice	03/31/2017	1703F...	Fort Cobb Fuel Auth...	931 Pickups	1201 · From m...		5,014.00	-828,996.00
Invoice	03/31/2017	1703F...	Fort Cobb Fuel Auth...	931 Trucks	1201 · From m...		569.00	-829,565.00
Invoice	03/31/2017	1703F...	Fort Cobb Fuel Auth...	931 Heavy Eq...	1201 · From m...		1,033.00	-830,598.00
Invoice	03/31/2017	1703F...	Fort Cobb Fuel Auth...	931 Tools & E...	1201 · From m...		1,289.00	-831,887.00
Invoice	03/31/2017	1703F...	Fort Cobb Fuel Auth...	931 Office Eq...	1201 · From m...		1,504.00	-833,391.00
Invoice	03/31/2017	1703F...	Fort Cobb Fuel Auth...	931 Meters	1201 · From m...		3,388.00	-836,779.00
Invoice	03/31/2017	1703N...	Navitas OK3, LLC	874 Mains & ...	1201 · From m...		2,604.00	-839,383.00
Invoice	03/31/2017	1703N...	Navitas OK3, LLC	887 Maintena...	1201 · From m...		518.00	-839,901.00
Invoice	03/31/2017	1703N...	Navitas OK3, LLC	893 Maintena...	1201 · From m...		355.00	-840,256.00
Invoice	03/31/2017	1703N...	Navitas OK3, LLC	894 Maintena...	1201 · From m...		4,674.00	-844,930.00
Invoice	03/31/2017	1703N...	Navitas OK3, LLC	903 Customer...	1201 · From m...		211.00	-845,141.00
Invoice	03/31/2017	1703N...	Navitas OK3, LLC	908 Customer...	1201 · From m...		933.00	-846,074.00
Invoice	03/31/2017	1703N...	Navitas OK3, LLC	920 Administr...	1201 · From m...		2,264.00	-848,338.00
Invoice	03/31/2017	1703N...	Navitas OK3, LLC	921 Office Su...	1201 · From m...		562.00	-848,900.00
Invoice	03/31/2017	1703N...	Navitas OK3, LLC	923 Outside ...	1201 · From m...		577.00	-849,477.00
Invoice	03/31/2017	1703N...	Navitas OK3, LLC	924 Insurance	1201 · From m...		413.00	-849,890.00
Invoice	03/31/2017	1703N...	Navitas OK3, LLC	925 Safety & ...	1201 · From m...		199.00	-850,089.00

Navitas Utility Corporation
General Ledger
As of December 31, 2017

Type	Date	Num	Name	Memo	Split	Debit	Credit	Balance
Invoice	03/31/2017	1703N...	Navitas OK3, LLC	926 Employe...	1201 · From m...		1,218.00	-851,307.00
Invoice	03/31/2017	1703N...	Navitas OK3, LLC	931 Rents	1201 · From m...		79.00	-851,386.00
Invoice	03/31/2017	1703N...	Navitas OK3, LLC	932 Maintena...	1201 · From m...		19.00	-851,405.00
Invoice	03/31/2017	1703N...	Navitas OK3, LLC	931 Pickups	1201 · From m...		390.00	-851,795.00
Invoice	03/31/2017	1703N...	Navitas OK3, LLC	931 Trucks	1201 · From m...		44.00	-851,839.00
Invoice	03/31/2017	1703N...	Navitas OK3, LLC	931 Heavy Eq...	1201 · From m...		80.00	-851,919.00
Invoice	03/31/2017	1703N...	Navitas OK3, LLC	931 Tools & E...	1201 · From m...		100.00	-852,019.00
Invoice	03/31/2017	1703N...	Navitas OK3, LLC	931 Office Eq...	1201 · From m...		117.00	-852,136.00
Invoice	03/31/2017	1703N...	Navitas OK3, LLC	931 Meters	1201 · From m...		264.00	-852,400.00
Invoice	03/31/2017	1703...	Navitas Winstar LLC	874 Mains & ...	1201 · From m...		2,500.00	-854,900.00
Invoice	03/31/2017	1703...	Navitas Winstar LLC	887 Maintena...	1201 · From m...		64.00	-854,964.00
Invoice	03/31/2017	1703...	Navitas Winstar LLC	893 Maintena...	1201 · From m...		44.00	-855,008.00
Invoice	03/31/2017	1703...	Navitas Winstar LLC	903 Customer...	1201 · From m...		26.00	-855,034.00
Invoice	03/31/2017	1703...	Navitas Winstar LLC	908 Customer...	1201 · From m...		116.00	-855,150.00
Invoice	03/31/2017	1703...	Navitas Winstar LLC	920 Administr...	1201 · From m...		281.00	-855,431.00
Invoice	03/31/2017	1703...	Navitas Winstar LLC	921 Office Su...	1201 · From m...		70.00	-855,501.00
Invoice	03/31/2017	1703...	Navitas Winstar LLC	923 Outside ...	1201 · From m...		72.00	-855,573.00
Invoice	03/31/2017	1703...	Navitas Winstar LLC	924 Insurance	1201 · From m...		51.00	-855,624.00
Invoice	03/31/2017	1703...	Navitas Winstar LLC	925 Safety & ...	1201 · From m...		25.00	-855,649.00
Invoice	03/31/2017	1703...	Navitas Winstar LLC	926 Employe...	1201 · From m...		151.00	-855,800.00
Invoice	03/31/2017	1703...	Navitas Winstar LLC	931 Rents	1201 · From m...		10.00	-855,810.00
Invoice	03/31/2017	1703...	Navitas Winstar LLC	932 Maintena...	1201 · From m...		2.00	-855,812.00
Invoice	03/31/2017	1703...	Navitas Winstar LLC	931 Pickups	1201 · From m...		48.00	-855,860.00
Invoice	03/31/2017	1703...	Navitas Winstar LLC	931 Trucks	1201 · From m...		6.00	-855,866.00
Invoice	03/31/2017	1703...	Navitas Winstar LLC	931 Heavy Eq...	1201 · From m...		10.00	-855,876.00
Invoice	03/31/2017	1703...	Navitas Winstar LLC	931 Tools & E...	1201 · From m...		12.00	-855,888.00
Invoice	03/31/2017	1703...	Navitas Winstar LLC	931 Office Eq...	1201 · From m...		15.00	-855,903.00
Invoice	03/31/2017	1703...	Navitas Winstar LLC	931 Meters	1201 · From m...		33.00	-855,936.00
Invoice	03/31/2017	1703T...	Navitas TN NG LLC	874 Mains & ...	1201 · From m...		7,631.00	-863,567.00
Invoice	03/31/2017	1703T...	Navitas TN NG LLC	887 Maintena...	1201 · From m...	0.00		-863,567.00
Invoice	03/31/2017	1703T...	Navitas TN NG LLC	893 Maintena...	1201 · From m...		1,209.00	-864,776.00
Invoice	03/31/2017	1703T...	Navitas TN NG LLC	903 Customer...	1201 · From m...		664.00	-865,440.00
Invoice	03/31/2017	1703T...	Navitas TN NG LLC	908 Customer...	1201 · From m...		1,646.00	-867,086.00
Invoice	03/31/2017	1703T...	Navitas TN NG LLC	920 Administr...	1201 · From m...		7,711.00	-874,797.00
Invoice	03/31/2017	1703T...	Navitas TN NG LLC	921 Office Su...	1201 · From m...		2,338.00	-877,135.00
Invoice	03/31/2017	1703T...	Navitas TN NG LLC	923 Outside ...	1201 · From m...		1,823.00	-878,958.00
Invoice	03/31/2017	1703T...	Navitas TN NG LLC	924 Insurance	1201 · From m...		1,409.00	-880,367.00
Invoice	03/31/2017	1703T...	Navitas TN NG LLC	925 Safety & ...	1201 · From m...		678.00	-881,045.00
Invoice	03/31/2017	1703T...	Navitas TN NG LLC	926 Employe...	1201 · From m...		4,149.00	-885,194.00
Invoice	03/31/2017	1703T...	Navitas TN NG LLC	931 Rents	1201 · From m...		269.00	-885,463.00
Invoice	03/31/2017	1703T...	Navitas TN NG LLC	932 Maintena...	1201 · From m...		66.00	-885,529.00
Invoice	03/31/2017	1703T...	Navitas TN NG LLC	931 Pickups	1201 · From m...		486.00	-886,015.00
Invoice	03/31/2017	1703T...	Navitas TN NG LLC	931 Tools & E...	1201 · From m...		342.00	-886,357.00
Invoice	03/31/2017	1703T...	Navitas TN NG LLC	931 Office Eq...	1201 · From m...		399.00	-886,756.00
Invoice	03/31/2017	1703T...	Navitas TN NG LLC	931 Meters	1201 · From m...		899.00	-887,655.00
Invoice	03/31/2017	1703K...	Navitas KY NG LLC	874 Mains & ...	1201 · From m...		2,500.00	-890,155.00
Invoice	03/31/2017	1703K...	Navitas KY NG LLC	887 Maintena...	1201 · From m...		3,090.00	-893,245.00
Invoice	03/31/2017	1703K...	Navitas KY NG LLC	893 Maintena...	1201 · From m...		338.00	-893,583.00
Invoice	03/31/2017	1703K...	Navitas KY NG LLC	903 Customer...	1201 · From m...		163.00	-893,746.00

Navitas Utility Corporation
General Ledger
As of December 31, 2017

Type	Date	Num	Name	Memo	Split	Debit	Credit	Balance
Invoice	03/31/2017	1703K...	Navitas KY NG LLC	908 Customer...	1201 · From m...		461.00	-894,207.00
Invoice	03/31/2017	1703K...	Navitas KY NG LLC	920 Administr...	1201 · From m...		2,158.00	-896,365.00
Invoice	03/31/2017	1703K...	Navitas KY NG LLC	921 Office Su...	1201 · From m...		295.00	-896,660.00
Invoice	03/31/2017	1703K...	Navitas KY NG LLC	923 Outside ...	1201 · From m...		835.00	-897,495.00
Invoice	03/31/2017	1703K...	Navitas KY NG LLC	924 Insurance	1201 · From m...		394.00	-897,889.00
Invoice	03/31/2017	1703K...	Navitas KY NG LLC	925 Safety & ...	1201 · From m...		190.00	-898,079.00
Invoice	03/31/2017	1703K...	Navitas KY NG LLC	926 Employe...	1201 · From m...		1,161.00	-899,240.00
Invoice	03/31/2017	1703K...	Navitas KY NG LLC	931 Rents	1201 · From m...		75.00	-899,315.00
Invoice	03/31/2017	1703K...	Navitas KY NG LLC	932 Maintena...	1201 · From m...		19.00	-899,334.00
Invoice	03/31/2017	1703K...	Navitas KY NG LLC	931 Tools & E...	1201 · From m...		96.00	-899,430.00
Invoice	03/31/2017	1703K...	Navitas KY NG LLC	931 Office Eq...	1201 · From m...		112.00	-899,542.00
Invoice	03/31/2017	1703K...	Navitas KY NG LLC	931 Meters	1201 · From m...		252.00	-899,794.00
Invoice	04/30/2017	1704F...	Fort Cobb Fuel Auth...	874 Mains & ...	1201 · From m...		20,446.00	-920,240.00
Invoice	04/30/2017	1704F...	Fort Cobb Fuel Auth...	887 Maintena...	1201 · From m...		4,863.00	-925,103.00
Invoice	04/30/2017	1704F...	Fort Cobb Fuel Auth...	893 Maintena...	1201 · From m...		3,472.00	-928,575.00
Invoice	04/30/2017	1704F...	Fort Cobb Fuel Auth...	903 Customer...	1201 · From m...		4,576.00	-933,151.00
Invoice	04/30/2017	1704F...	Fort Cobb Fuel Auth...	908 Customer...	1201 · From m...		7,191.00	-940,342.00
Invoice	04/30/2017	1704F...	Fort Cobb Fuel Auth...	920 Administr...	1201 · From m...		25,654.00	-965,996.00
Invoice	04/30/2017	1704F...	Fort Cobb Fuel Auth...	921 Office Su...	1201 · From m...		5,424.00	-971,420.00
Invoice	04/30/2017	1704F...	Fort Cobb Fuel Auth...	923 Outside ...	1201 · From m...		5,617.00	-977,037.00
Invoice	04/30/2017	1704F...	Fort Cobb Fuel Auth...	924 Insurance	1201 · From m...		4,078.00	-981,115.00
Invoice	04/30/2017	1704F...	Fort Cobb Fuel Auth...	925 Safety & ...	1201 · From m...		16.00	-981,131.00
Invoice	04/30/2017	1704F...	Fort Cobb Fuel Auth...	926 Employe...	1201 · From m...		14,908.00	-996,039.00
Invoice	04/30/2017	1704F...	Fort Cobb Fuel Auth...	931 Rents	1201 · From m...		117.00	-996,156.00
Invoice	04/30/2017	1704F...	Fort Cobb Fuel Auth...	932 Maintena...	1201 · From m...		553.00	-996,709.00
Invoice	04/30/2017	1704F...	Fort Cobb Fuel Auth...	931 Pickups	1201 · From m...		4,497.00	-1,001,206.00
Invoice	04/30/2017	1704F...	Fort Cobb Fuel Auth...	931 Trucks	1201 · From m...		510.00	-1,001,716.00
Invoice	04/30/2017	1704F...	Fort Cobb Fuel Auth...	931 Heavy Eq...	1201 · From m...		926.00	-1,002,642.00
Invoice	04/30/2017	1704F...	Fort Cobb Fuel Auth...	931 Tools & E...	1201 · From m...		1,156.00	-1,003,798.00
Invoice	04/30/2017	1704F...	Fort Cobb Fuel Auth...	931 Office Eq...	1201 · From m...		1,349.00	-1,005,147.00
Invoice	04/30/2017	1704F...	Fort Cobb Fuel Auth...	931 Meters	1201 · From m...		3,038.00	-1,008,185.00
Invoice	04/30/2017	1704F...	Fort Cobb Fuel Auth...	874 Mains & ...	1201 · From m...		22,797.00	-1,030,982.00
Invoice	04/30/2017	1704F...	Fort Cobb Fuel Auth...	887 Maintena...	1201 · From m...		5,423.00	-1,036,405.00
Invoice	04/30/2017	1704F...	Fort Cobb Fuel Auth...	893 Maintena...	1201 · From m...		3,871.00	-1,040,276.00
Invoice	04/30/2017	1704F...	Fort Cobb Fuel Auth...	903 Customer...	1201 · From m...		5,102.00	-1,045,378.00
Invoice	04/30/2017	1704F...	Fort Cobb Fuel Auth...	908 Customer...	1201 · From m...		8,017.00	-1,053,395.00
Invoice	04/30/2017	1704F...	Fort Cobb Fuel Auth...	920 Administr...	1201 · From m...		28,603.00	-1,081,998.00
Invoice	04/30/2017	1704F...	Fort Cobb Fuel Auth...	921 Office Su...	1201 · From m...		6,048.00	-1,088,046.00
Invoice	04/30/2017	1704F...	Fort Cobb Fuel Auth...	923 Outside ...	1201 · From m...		6,263.00	-1,094,309.00
Invoice	04/30/2017	1704F...	Fort Cobb Fuel Auth...	924 Insurance	1201 · From m...		4,547.00	-1,098,856.00
Invoice	04/30/2017	1704F...	Fort Cobb Fuel Auth...	925 Safety & ...	1201 · From m...		18.00	-1,098,874.00
Invoice	04/30/2017	1704F...	Fort Cobb Fuel Auth...	926 Employe...	1201 · From m...		16,622.00	-1,115,496.00
Invoice	04/30/2017	1704F...	Fort Cobb Fuel Auth...	931 Rents	1201 · From m...		130.00	-1,115,626.00
Invoice	04/30/2017	1704F...	Fort Cobb Fuel Auth...	932 Maintena...	1201 · From m...		616.00	-1,116,242.00
Invoice	04/30/2017	1704F...	Fort Cobb Fuel Auth...	931 Pickups	1201 · From m...		5,014.00	-1,121,256.00
Invoice	04/30/2017	1704F...	Fort Cobb Fuel Auth...	931 Trucks	1201 · From m...		569.00	-1,121,825.00
Invoice	04/30/2017	1704F...	Fort Cobb Fuel Auth...	931 Heavy Eq...	1201 · From m...		1,033.00	-1,122,858.00
Invoice	04/30/2017	1704F...	Fort Cobb Fuel Auth...	931 Tools & E...	1201 · From m...		1,289.00	-1,124,147.00
Invoice	04/30/2017	1704F...	Fort Cobb Fuel Auth...	931 Office Eq...	1201 · From m...		1,504.00	-1,125,651.00

Navitas Utility Corporation
General Ledger
As of December 31, 2017

Type	Date	Num	Name	Memo	Split	Debit	Credit	Balance
Invoice	04/30/2017	1704F...	Fort Cobb Fuel Auth...	931 Meters	1201 · From m...		3,388.00	-1,129,039.00
Invoice	04/30/2017	1704N...	Navitas OK3, LLC	874 Mains & ...	1201 · From m...		2,500.00	-1,131,539.00
Invoice	04/30/2017	1704N...	Navitas OK3, LLC	887 Maintena...	1201 · From m...		422.00	-1,131,961.00
Invoice	04/30/2017	1704N...	Navitas OK3, LLC	893 Maintena...	1201 · From m...		301.00	-1,132,262.00
Invoice	04/30/2017	1704N...	Navitas OK3, LLC	894 Maintena...	1201 · From m...		3,114.00	-1,135,376.00
Invoice	04/30/2017	1704N...	Navitas OK3, LLC	903 Customer...	1201 · From m...		397.00	-1,135,773.00
Invoice	04/30/2017	1704N...	Navitas OK3, LLC	908 Customer...	1201 · From m...		624.00	-1,136,397.00
Invoice	04/30/2017	1704N...	Navitas OK3, LLC	920 Administr...	1201 · From m...		2,227.00	-1,138,624.00
Invoice	04/30/2017	1704N...	Navitas OK3, LLC	921 Office Su...	1201 · From m...		471.00	-1,139,095.00
Invoice	04/30/2017	1704N...	Navitas OK3, LLC	923 Outside ...	1201 · From m...		488.00	-1,139,583.00
Invoice	04/30/2017	1704N...	Navitas OK3, LLC	924 Insurance	1201 · From m...		354.00	-1,139,937.00
Invoice	04/30/2017	1704N...	Navitas OK3, LLC	925 Safety & ...	1201 · From m...		1.00	-1,139,938.00
Invoice	04/30/2017	1704N...	Navitas OK3, LLC	926 Employe...	1201 · From m...		1,294.00	-1,141,232.00
Invoice	04/30/2017	1704N...	Navitas OK3, LLC	931 Rents	1201 · From m...		10.00	-1,141,242.00
Invoice	04/30/2017	1704N...	Navitas OK3, LLC	932 Maintena...	1201 · From m...		48.00	-1,141,290.00
Invoice	04/30/2017	1704N...	Navitas OK3, LLC	931 Pickups	1201 · From m...		390.00	-1,141,680.00
Invoice	04/30/2017	1704N...	Navitas OK3, LLC	931 Trucks	1201 · From m...		44.00	-1,141,724.00
Invoice	04/30/2017	1704N...	Navitas OK3, LLC	931 Heavy Eq...	1201 · From m...		80.00	-1,141,804.00
Invoice	04/30/2017	1704N...	Navitas OK3, LLC	931 Tools & E...	1201 · From m...		100.00	-1,141,904.00
Invoice	04/30/2017	1704N...	Navitas OK3, LLC	931 Office Eq...	1201 · From m...		117.00	-1,142,021.00
Invoice	04/30/2017	1704N...	Navitas OK3, LLC	931 Meters	1201 · From m...		264.00	-1,142,285.00
Invoice	04/30/2017	1704...	Navitas Winstar LLC	874 Mains & ...	1201 · From m...		2,500.00	-1,144,785.00
Invoice	04/30/2017	1704...	Navitas Winstar LLC	887 Maintena...	1201 · From m...		52.00	-1,144,837.00
Invoice	04/30/2017	1704...	Navitas Winstar LLC	893 Maintena...	1201 · From m...		37.00	-1,144,874.00
Invoice	04/30/2017	1704...	Navitas Winstar LLC	903 Customer...	1201 · From m...		49.00	-1,144,923.00
Invoice	04/30/2017	1704...	Navitas Winstar LLC	908 Customer...	1201 · From m...		78.00	-1,145,001.00
Invoice	04/30/2017	1704...	Navitas Winstar LLC	920 Administr...	1201 · From m...		277.00	-1,145,278.00
Invoice	04/30/2017	1704...	Navitas Winstar LLC	921 Office Su...	1201 · From m...		58.00	-1,145,336.00
Invoice	04/30/2017	1704...	Navitas Winstar LLC	923 Outside ...	1201 · From m...		61.00	-1,145,397.00
Invoice	04/30/2017	1704...	Navitas Winstar LLC	924 Insurance	1201 · From m...		44.00	-1,145,441.00
Invoice	04/30/2017	1704...	Navitas Winstar LLC	925 Safety & ...	1201 · From m...	0.00		-1,145,441.00
Invoice	04/30/2017	1704...	Navitas Winstar LLC	926 Employe...	1201 · From m...		161.00	-1,145,602.00
Invoice	04/30/2017	1704...	Navitas Winstar LLC	931 Rents	1201 · From m...		1.00	-1,145,603.00
Invoice	04/30/2017	1704...	Navitas Winstar LLC	932 Maintena...	1201 · From m...		6.00	-1,145,609.00
Invoice	04/30/2017	1704...	Navitas Winstar LLC	931 Pickups	1201 · From m...		48.00	-1,145,657.00
Invoice	04/30/2017	1704...	Navitas Winstar LLC	931 Trucks	1201 · From m...		6.00	-1,145,663.00
Invoice	04/30/2017	1704...	Navitas Winstar LLC	931 Heavy Eq...	1201 · From m...		10.00	-1,145,673.00
Invoice	04/30/2017	1704...	Navitas Winstar LLC	931 Tools & E...	1201 · From m...		12.00	-1,145,685.00
Invoice	04/30/2017	1704...	Navitas Winstar LLC	931 Office Eq...	1201 · From m...		15.00	-1,145,700.00
Invoice	04/30/2017	1704...	Navitas Winstar LLC	931 Meters	1201 · From m...		33.00	-1,145,733.00
Invoice	04/30/2017	1704T...	Navitas TN NG LLC	874 Mains & ...	1201 · From m...		4,918.00	-1,150,651.00
Invoice	04/30/2017	1704T...	Navitas TN NG LLC	887 Maintena...	1201 · From m...	0.00		-1,150,651.00
Invoice	04/30/2017	1704T...	Navitas TN NG LLC	893 Maintena...	1201 · From m...		1,027.00	-1,151,678.00
Invoice	04/30/2017	1704T...	Navitas TN NG LLC	903 Customer...	1201 · From m...		1,340.00	-1,153,018.00
Invoice	04/30/2017	1704T...	Navitas TN NG LLC	908 Customer...	1201 · From m...		1,105.00	-1,154,123.00
Invoice	04/30/2017	1704T...	Navitas TN NG LLC	920 Administr...	1201 · From m...		7,587.00	-1,161,710.00
Invoice	04/30/2017	1704T...	Navitas TN NG LLC	921 Office Su...	1201 · From m...		2,281.00	-1,163,991.00
Invoice	04/30/2017	1704T...	Navitas TN NG LLC	923 Outside ...	1201 · From m...		1,557.00	-1,165,548.00
Invoice	04/30/2017	1704T...	Navitas TN NG LLC	924 Insurance	1201 · From m...		1,206.00	-1,166,754.00

Navitas Utility Corporation
General Ledger
As of December 31, 2017

Type	Date	Num	Name	Memo	Split	Debit	Credit	Balance
Invoice	04/30/2017	1704T...	Navitas TN NG LLC	925 Safety & ...	1201 · From m...		5.00	-1,166,759.00
Invoice	04/30/2017	1704T...	Navitas TN NG LLC	926 Employe...	1201 · From m...		4,409.00	-1,171,168.00
Invoice	04/30/2017	1704T...	Navitas TN NG LLC	931 Rents	1201 · From m...		35.00	-1,171,203.00
Invoice	04/30/2017	1704T...	Navitas TN NG LLC	932 Maintena...	1201 · From m...		163.00	-1,171,366.00
Invoice	04/30/2017	1704T...	Navitas TN NG LLC	931 Pickups	1201 · From m...		486.00	-1,171,852.00
Invoice	04/30/2017	1704T...	Navitas TN NG LLC	931 Tools & E...	1201 · From m...		342.00	-1,172,194.00
Invoice	04/30/2017	1704T...	Navitas TN NG LLC	931 Office Eq...	1201 · From m...		399.00	-1,172,593.00
Invoice	04/30/2017	1704T...	Navitas TN NG LLC	931 Meters	1201 · From m...		899.00	-1,173,492.00
Invoice	04/30/2017	1704K...	Navitas KY NG LLC	874 Mains & ...	1201 · From m...		2,500.00	-1,175,992.00
Invoice	04/30/2017	1704K...	Navitas KY NG LLC	887 Maintena...	1201 · From m...	0.00		-1,175,992.00
Invoice	04/30/2017	1704K...	Navitas KY NG LLC	893 Maintena...	1201 · From m...		287.00	-1,176,279.00
Invoice	04/30/2017	1704K...	Navitas KY NG LLC	903 Customer...	1201 · From m...		351.00	-1,176,630.00
Invoice	04/30/2017	1704K...	Navitas KY NG LLC	908 Customer...	1201 · From m...		309.00	-1,176,939.00
Invoice	04/30/2017	1704K...	Navitas KY NG LLC	920 Administr...	1201 · From m...		2,124.00	-1,179,063.00
Invoice	04/30/2017	1704K...	Navitas KY NG LLC	921 Office Su...	1201 · From m...		260.00	-1,179,323.00
Invoice	04/30/2017	1704K...	Navitas KY NG LLC	923 Outside ...	1201 · From m...		768.00	-1,180,091.00
Invoice	04/30/2017	1704K...	Navitas KY NG LLC	924 Insurance	1201 · From m...		338.00	-1,180,429.00
Invoice	04/30/2017	1704K...	Navitas KY NG LLC	925 Safety & ...	1201 · From m...		1.00	-1,180,430.00
Invoice	04/30/2017	1704K...	Navitas KY NG LLC	926 Employe...	1201 · From m...		1,234.00	-1,181,664.00
Invoice	04/30/2017	1704K...	Navitas KY NG LLC	931 Rents	1201 · From m...		10.00	-1,181,674.00
Invoice	04/30/2017	1704K...	Navitas KY NG LLC	932 Maintena...	1201 · From m...		46.00	-1,181,720.00
Invoice	04/30/2017	1704K...	Navitas KY NG LLC	931 Tools & E...	1201 · From m...		96.00	-1,181,816.00
Invoice	04/30/2017	1704K...	Navitas KY NG LLC	931 Office Eq...	1201 · From m...		112.00	-1,181,928.00
Invoice	04/30/2017	1704K...	Navitas KY NG LLC	931 Meters	1201 · From m...		252.00	-1,182,180.00
Invoice	05/31/2017	1705F...	Fort Cobb Fuel Auth...	874 Mains & ...	1201 · From m...		19,151.00	-1,201,331.00
Invoice	05/31/2017	1705F...	Fort Cobb Fuel Auth...	887 Maintena...	1201 · From m...		4,161.00	-1,205,492.00
Invoice	05/31/2017	1705F...	Fort Cobb Fuel Auth...	893 Maintena...	1201 · From m...		3,447.00	-1,208,939.00
Invoice	05/31/2017	1705F...	Fort Cobb Fuel Auth...	903 Customer...	1201 · From m...		2,100.00	-1,211,039.00
Invoice	05/31/2017	1705F...	Fort Cobb Fuel Auth...	908 Customer...	1201 · From m...		7,175.00	-1,218,214.00
Invoice	05/31/2017	1705F...	Fort Cobb Fuel Auth...	920 Administr...	1201 · From m...		24,856.00	-1,243,070.00
Invoice	05/31/2017	1705F...	Fort Cobb Fuel Auth...	921 Office Su...	1201 · From m...		5,483.00	-1,248,553.00
Invoice	05/31/2017	1705F...	Fort Cobb Fuel Auth...	923 Outside ...	1201 · From m...		8,866.00	-1,257,419.00
Invoice	05/31/2017	1705F...	Fort Cobb Fuel Auth...	924 Insurance	1201 · From m...		2,793.00	-1,260,212.00
Invoice	05/31/2017	1705F...	Fort Cobb Fuel Auth...	925 Safety & ...	1201 · From m...		188.00	-1,260,400.00
Invoice	05/31/2017	1705F...	Fort Cobb Fuel Auth...	926 Employe...	1201 · From m...		14,459.00	-1,274,859.00
Invoice	05/31/2017	1705F...	Fort Cobb Fuel Auth...	931 Rents	1201 · From m...		117.00	-1,274,976.00
Invoice	05/31/2017	1705F...	Fort Cobb Fuel Auth...	932 Maintena...	1201 · From m...		417.00	-1,275,393.00
Invoice	05/31/2017	1705F...	Fort Cobb Fuel Auth...	931 Pickups	1201 · From m...		4,497.00	-1,279,890.00
Invoice	05/31/2017	1705F...	Fort Cobb Fuel Auth...	931 Trucks	1201 · From m...		510.00	-1,280,400.00
Invoice	05/31/2017	1705F...	Fort Cobb Fuel Auth...	931 Heavy Eq...	1201 · From m...		926.00	-1,281,326.00
Invoice	05/31/2017	1705F...	Fort Cobb Fuel Auth...	931 Tools & E...	1201 · From m...		1,156.00	-1,282,482.00
Invoice	05/31/2017	1705F...	Fort Cobb Fuel Auth...	931 Office Eq...	1201 · From m...		1,349.00	-1,283,831.00
Invoice	05/31/2017	1705F...	Fort Cobb Fuel Auth...	931 Meters	1201 · From m...		3,038.00	-1,286,869.00
Invoice	05/31/2017	1705F...	Fort Cobb Fuel Auth...	874 Mains & ...	1201 · From m...		21,353.00	-1,308,222.00
Invoice	05/31/2017	1705F...	Fort Cobb Fuel Auth...	887 Maintena...	1201 · From m...		4,639.00	-1,312,861.00
Invoice	05/31/2017	1705F...	Fort Cobb Fuel Auth...	893 Maintena...	1201 · From m...		3,844.00	-1,316,705.00
Invoice	05/31/2017	1705F...	Fort Cobb Fuel Auth...	903 Customer...	1201 · From m...		2,341.00	-1,319,046.00
Invoice	05/31/2017	1705F...	Fort Cobb Fuel Auth...	908 Customer...	1201 · From m...		8,000.00	-1,327,046.00
Invoice	05/31/2017	1705F...	Fort Cobb Fuel Auth...	920 Administr...	1201 · From m...		27,714.00	-1,354,760.00

Navitas Utility Corporation
General Ledger
As of December 31, 2017

Type	Date	Num	Name	Memo	Split	Debit	Credit	Balance
Invoice	05/31/2017	1705F...	Fort Cobb Fuel Auth...	921 Office Su...	1201 · From m...		6,114.00	-1,360,874.00
Invoice	05/31/2017	1705F...	Fort Cobb Fuel Auth...	923 Outside ...	1201 · From m...		9,886.00	-1,370,760.00
Invoice	05/31/2017	1705F...	Fort Cobb Fuel Auth...	924 Insurance	1201 · From m...		3,114.00	-1,373,874.00
Invoice	05/31/2017	1705F...	Fort Cobb Fuel Auth...	925 Safety & ...	1201 · From m...		210.00	-1,374,084.00
Invoice	05/31/2017	1705F...	Fort Cobb Fuel Auth...	926 Employe...	1201 · From m...		16,122.00	-1,390,206.00
Invoice	05/31/2017	1705F...	Fort Cobb Fuel Auth...	931 Rents	1201 · From m...		131.00	-1,390,337.00
Invoice	05/31/2017	1705F...	Fort Cobb Fuel Auth...	932 Maintena...	1201 · From m...		464.00	-1,390,801.00
Invoice	05/31/2017	1705F...	Fort Cobb Fuel Auth...	931 Pickups	1201 · From m...		5,014.00	-1,395,815.00
Invoice	05/31/2017	1705F...	Fort Cobb Fuel Auth...	931 Trucks	1201 · From m...		569.00	-1,396,384.00
Invoice	05/31/2017	1705F...	Fort Cobb Fuel Auth...	931 Heavy Eq...	1201 · From m...		1,033.00	-1,397,417.00
Invoice	05/31/2017	1705F...	Fort Cobb Fuel Auth...	931 Tools & E...	1201 · From m...		1,289.00	-1,398,706.00
Invoice	05/31/2017	1705F...	Fort Cobb Fuel Auth...	931 Office Eq...	1201 · From m...		1,504.00	-1,400,210.00
Invoice	05/31/2017	1705F...	Fort Cobb Fuel Auth...	931 Meters	1201 · From m...		3,388.00	-1,403,598.00
Invoice	05/31/2017	1705N...	Navitas OK3, LLC	874 Mains & ...	1201 · From m...		2,500.00	-1,406,098.00
Invoice	05/31/2017	1705N...	Navitas OK3, LLC	887 Maintena...	1201 · From m...		361.00	-1,406,459.00
Invoice	05/31/2017	1705N...	Navitas OK3, LLC	893 Maintena...	1201 · From m...		299.00	-1,406,758.00
Invoice	05/31/2017	1705N...	Navitas OK3, LLC	894 Maintena...	1201 · From m...		2,995.00	-1,409,753.00
Invoice	05/31/2017	1705N...	Navitas OK3, LLC	903 Customer...	1201 · From m...		182.00	-1,409,935.00
Invoice	05/31/2017	1705N...	Navitas OK3, LLC	908 Customer...	1201 · From m...		623.00	-1,410,558.00
Invoice	05/31/2017	1705N...	Navitas OK3, LLC	920 Administr...	1201 · From m...		2,158.00	-1,412,716.00
Invoice	05/31/2017	1705N...	Navitas OK3, LLC	921 Office Su...	1201 · From m...		476.00	-1,413,192.00
Invoice	05/31/2017	1705N...	Navitas OK3, LLC	923 Outside ...	1201 · From m...		770.00	-1,413,962.00
Invoice	05/31/2017	1705N...	Navitas OK3, LLC	924 Insurance	1201 · From m...		242.00	-1,414,204.00
Invoice	05/31/2017	1705N...	Navitas OK3, LLC	925 Safety & ...	1201 · From m...		16.00	-1,414,220.00
Invoice	05/31/2017	1705N...	Navitas OK3, LLC	926 Employe...	1201 · From m...		1,255.00	-1,415,475.00
Invoice	05/31/2017	1705N...	Navitas OK3, LLC	931 Rents	1201 · From m...		10.00	-1,415,485.00
Invoice	05/31/2017	1705N...	Navitas OK3, LLC	932 Maintena...	1201 · From m...		36.00	-1,415,521.00
Invoice	05/31/2017	1705N...	Navitas OK3, LLC	931 Pickups	1201 · From m...		390.00	-1,415,911.00
Invoice	05/31/2017	1705N...	Navitas OK3, LLC	931 Trucks	1201 · From m...		44.00	-1,415,955.00
Invoice	05/31/2017	1705N...	Navitas OK3, LLC	931 Heavy Eq...	1201 · From m...		80.00	-1,416,035.00
Invoice	05/31/2017	1705N...	Navitas OK3, LLC	931 Tools & E...	1201 · From m...		100.00	-1,416,135.00
Invoice	05/31/2017	1705N...	Navitas OK3, LLC	931 Office Eq...	1201 · From m...		117.00	-1,416,252.00
Invoice	05/31/2017	1705N...	Navitas OK3, LLC	931 Meters	1201 · From m...		264.00	-1,416,516.00
Invoice	05/31/2017	1705...	Navitas Winstar LLC	874 Mains & ...	1201 · From m...		2,500.00	-1,419,016.00
Invoice	05/31/2017	1705...	Navitas Winstar LLC	887 Maintena...	1201 · From m...		45.00	-1,419,061.00
Invoice	05/31/2017	1705...	Navitas Winstar LLC	893 Maintena...	1201 · From m...		37.00	-1,419,098.00
Invoice	05/31/2017	1705...	Navitas Winstar LLC	903 Customer...	1201 · From m...		23.00	-1,419,121.00
Invoice	05/31/2017	1705...	Navitas Winstar LLC	908 Customer...	1201 · From m...		77.00	-1,419,198.00
Invoice	05/31/2017	1705...	Navitas Winstar LLC	920 Administr...	1201 · From m...		268.00	-1,419,466.00
Invoice	05/31/2017	1705...	Navitas Winstar LLC	921 Office Su...	1201 · From m...		59.00	-1,419,525.00
Invoice	05/31/2017	1705...	Navitas Winstar LLC	923 Outside ...	1201 · From m...		96.00	-1,419,621.00
Invoice	05/31/2017	1705...	Navitas Winstar LLC	924 Insurance	1201 · From m...		30.00	-1,419,651.00
Invoice	05/31/2017	1705...	Navitas Winstar LLC	925 Safety & ...	1201 · From m...		2.00	-1,419,653.00
Invoice	05/31/2017	1705...	Navitas Winstar LLC	926 Employe...	1201 · From m...		156.00	-1,419,809.00
Invoice	05/31/2017	1705...	Navitas Winstar LLC	931 Rents	1201 · From m...		1.00	-1,419,810.00
Invoice	05/31/2017	1705...	Navitas Winstar LLC	932 Maintena...	1201 · From m...		4.00	-1,419,814.00
Invoice	05/31/2017	1705...	Navitas Winstar LLC	931 Pickups	1201 · From m...		48.00	-1,419,862.00
Invoice	05/31/2017	1705...	Navitas Winstar LLC	931 Trucks	1201 · From m...		6.00	-1,419,868.00
Invoice	05/31/2017	1705...	Navitas Winstar LLC	931 Heavy Eq...	1201 · From m...		10.00	-1,419,878.00

Navitas Utility Corporation
General Ledger
As of December 31, 2017

Type	Date	Num	Name	Memo	Split	Debit	Credit	Balance
Invoice	05/31/2017	1705...	Navitas Winstar LLC	931 Tools & E...	1201 · From m...		12.00	-1,419,890.00
Invoice	05/31/2017	1705...	Navitas Winstar LLC	931 Office Eq...	1201 · From m...		15.00	-1,419,905.00
Invoice	05/31/2017	1705...	Navitas Winstar LLC	931 Meters	1201 · From m...		33.00	-1,419,938.00
Invoice	05/31/2017	1705T...	Navitas TN NG LLC	874 Mains & ...	1201 · From m...		4,857.00	-1,424,795.00
Invoice	05/31/2017	1705T...	Navitas TN NG LLC	887 Maintena...	1201 · From m...		870.00	-1,425,665.00
Invoice	05/31/2017	1705T...	Navitas TN NG LLC	893 Maintena...	1201 · From m...		1,020.00	-1,426,685.00
Invoice	05/31/2017	1705T...	Navitas TN NG LLC	903 Customer...	1201 · From m...		584.00	-1,427,269.00
Invoice	05/31/2017	1705T...	Navitas TN NG LLC	908 Customer...	1201 · From m...		1,104.00	-1,428,373.00
Invoice	05/31/2017	1705T...	Navitas TN NG LLC	920 Administr...	1201 · From m...		7,352.00	-1,435,725.00
Invoice	05/31/2017	1705T...	Navitas TN NG LLC	921 Office Su...	1201 · From m...		2,266.00	-1,437,991.00
Invoice	05/31/2017	1705T...	Navitas TN NG LLC	923 Outside ...	1201 · From m...		2,436.00	-1,440,427.00
Invoice	05/31/2017	1705T...	Navitas TN NG LLC	924 Insurance	1201 · From m...		826.00	-1,441,253.00
Invoice	05/31/2017	1705T...	Navitas TN NG LLC	925 Safety & ...	1201 · From m...		56.00	-1,441,309.00
Invoice	05/31/2017	1705T...	Navitas TN NG LLC	926 Employe...	1201 · From m...		4,277.00	-1,445,586.00
Invoice	05/31/2017	1705T...	Navitas TN NG LLC	931 Rents	1201 · From m...		35.00	-1,445,621.00
Invoice	05/31/2017	1705T...	Navitas TN NG LLC	932 Maintena...	1201 · From m...		123.00	-1,445,744.00
Invoice	05/31/2017	1705T...	Navitas TN NG LLC	931 Pickups	1201 · From m...		486.00	-1,446,230.00
Invoice	05/31/2017	1705T...	Navitas TN NG LLC	931 Tools & E...	1201 · From m...		342.00	-1,446,572.00
Invoice	05/31/2017	1705T...	Navitas TN NG LLC	931 Office Eq...	1201 · From m...		399.00	-1,446,971.00
Invoice	05/31/2017	1705T...	Navitas TN NG LLC	931 Meters	1201 · From m...		899.00	-1,447,870.00
Invoice	05/31/2017	1705K...	Navitas KY NG LLC	874 Mains & ...	1201 · From m...		2,500.00	-1,450,370.00
Invoice	05/31/2017	1705K...	Navitas KY NG LLC	887 Maintena...	1201 · From m...		1,900.00	-1,452,270.00
Invoice	05/31/2017	1705K...	Navitas KY NG LLC	893 Maintena...	1201 · From m...		285.00	-1,452,555.00
Invoice	05/31/2017	1705K...	Navitas KY NG LLC	903 Customer...	1201 · From m...		138.00	-1,452,693.00
Invoice	05/31/2017	1705K...	Navitas KY NG LLC	908 Customer...	1201 · From m...		309.00	-1,453,002.00
Invoice	05/31/2017	1705K...	Navitas KY NG LLC	920 Administr...	1201 · From m...		2,058.00	-1,455,060.00
Invoice	05/31/2017	1705K...	Navitas KY NG LLC	921 Office Su...	1201 · From m...		283.00	-1,455,343.00
Invoice	05/31/2017	1705K...	Navitas KY NG LLC	923 Outside ...	1201 · From m...		1,015.00	-1,456,358.00
Invoice	05/31/2017	1705K...	Navitas KY NG LLC	924 Insurance	1201 · From m...		231.00	-1,456,589.00
Invoice	05/31/2017	1705K...	Navitas KY NG LLC	925 Safety & ...	1201 · From m...		16.00	-1,456,605.00
Invoice	05/31/2017	1705K...	Navitas KY NG LLC	926 Employe...	1201 · From m...		1,197.00	-1,457,802.00
Invoice	05/31/2017	1705K...	Navitas KY NG LLC	931 Rents	1201 · From m...		10.00	-1,457,812.00
Invoice	05/31/2017	1705K...	Navitas KY NG LLC	932 Maintena...	1201 · From m...		34.00	-1,457,846.00
Invoice	05/31/2017	1705K...	Navitas KY NG LLC	931 Tools & E...	1201 · From m...		96.00	-1,457,942.00
Invoice	05/31/2017	1705K...	Navitas KY NG LLC	931 Office Eq...	1201 · From m...		112.00	-1,458,054.00
Invoice	05/31/2017	1705K...	Navitas KY NG LLC	931 Meters	1201 · From m...		252.00	-1,458,306.00
Invoice	05/31/2017	1705T...	Navitas Utility TX, LLC	874 Mains & ...	1201 · From m...	0.00		-1,458,306.00
Invoice	05/31/2017	1705T...	Navitas Utility TX, LLC	887 Maintena...	1201 · From m...		2,406.00	-1,460,712.00
Invoice	05/31/2017	1705T...	Navitas Utility TX, LLC	893 Maintena...	1201 · From m...	0.00		-1,460,712.00
Invoice	05/31/2017	1705T...	Navitas Utility TX, LLC	903 Customer...	1201 · From m...	0.00		-1,460,712.00
Invoice	05/31/2017	1705T...	Navitas Utility TX, LLC	908 Customer...	1201 · From m...	0.00		-1,460,712.00
Invoice	05/31/2017	1705T...	Navitas Utility TX, LLC	920 Administr...	1201 · From m...	0.00		-1,460,712.00
Invoice	05/31/2017	1705T...	Navitas Utility TX, LLC	921 Office Su...	1201 · From m...	0.00		-1,460,712.00
Invoice	05/31/2017	1705T...	Navitas Utility TX, LLC	923 Outside ...	1201 · From m...	0.00		-1,460,712.00
Invoice	05/31/2017	1705T...	Navitas Utility TX, LLC	924 Insurance	1201 · From m...	0.00		-1,460,712.00
Invoice	05/31/2017	1705T...	Navitas Utility TX, LLC	925 Safety & ...	1201 · From m...	0.00		-1,460,712.00
Invoice	05/31/2017	1705T...	Navitas Utility TX, LLC	926 Employe...	1201 · From m...	0.00		-1,460,712.00
Invoice	05/31/2017	1705T...	Navitas Utility TX, LLC	931 Rents	1201 · From m...	0.00		-1,460,712.00
Invoice	05/31/2017	1705T...	Navitas Utility TX, LLC	932 Maintena...	1201 · From m...	0.00		-1,460,712.00

Navitas Utility Corporation
General Ledger
As of December 31, 2017

Type	Date	Num	Name	Memo	Split	Debit	Credit	Balance
Invoice	05/31/2017	1705T...	Navitas Utility TX, LLC	931 Tools & E...	1201 · From m...	0.00		-1,460,712.00
Invoice	05/31/2017	1705T...	Navitas Utility TX, LLC	931 Office Eq...	1201 · From m...	0.00		-1,460,712.00
Invoice	05/31/2017	1705T...	Navitas Utility TX, LLC	931 Meters	1201 · From m...	0.00		-1,460,712.00
Invoice	06/30/2017	1706F...	Fort Cobb Fuel Auth...	874 Mains & ...	1201 · From m...		20,723.00	-1,481,435.00
Invoice	06/30/2017	1706F...	Fort Cobb Fuel Auth...	887 Maintena...	1201 · From m...		4,869.00	-1,486,304.00
Invoice	06/30/2017	1706F...	Fort Cobb Fuel Auth...	893 Maintena...	1201 · From m...		3,527.00	-1,489,831.00
Invoice	06/30/2017	1706F...	Fort Cobb Fuel Auth...	903 Customer...	1201 · From m...		2,388.00	-1,492,219.00
Invoice	06/30/2017	1706F...	Fort Cobb Fuel Auth...	908 Customer...	1201 · From m...		7,041.00	-1,499,260.00
Invoice	06/30/2017	1706F...	Fort Cobb Fuel Auth...	920 Administr...	1201 · From m...		26,607.00	-1,525,867.00
Invoice	06/30/2017	1706F...	Fort Cobb Fuel Auth...	921 Office Su...	1201 · From m...		5,719.00	-1,531,586.00
Invoice	06/30/2017	1706F...	Fort Cobb Fuel Auth...	923 Outside ...	1201 · From m...		5,163.00	-1,536,749.00
Invoice	06/30/2017	1706F...	Fort Cobb Fuel Auth...	924 Insurance	1201 · From m...		3,313.00	-1,540,062.00
Invoice	06/30/2017	1706F...	Fort Cobb Fuel Auth...	925 Safety & ...	1201 · From m...		4,477.00	-1,544,539.00
Invoice	06/30/2017	1706F...	Fort Cobb Fuel Auth...	926 Employe...	1201 · From m...		14,063.00	-1,558,602.00
Invoice	06/30/2017	1706F...	Fort Cobb Fuel Auth...	931 Rents	1201 · From m...		479.00	-1,559,081.00
Invoice	06/30/2017	1706F...	Fort Cobb Fuel Auth...	932 Maintena...	1201 · From m...		408.00	-1,559,489.00
Invoice	06/30/2017	1706F...	Fort Cobb Fuel Auth...	931 Pickups	1201 · From m...		4,497.00	-1,563,986.00
Invoice	06/30/2017	1706F...	Fort Cobb Fuel Auth...	931 Trucks	1201 · From m...		510.00	-1,564,496.00
Invoice	06/30/2017	1706F...	Fort Cobb Fuel Auth...	931 Heavy Eq...	1201 · From m...		926.00	-1,565,422.00
Invoice	06/30/2017	1706F...	Fort Cobb Fuel Auth...	931 Tools & E...	1201 · From m...		1,156.00	-1,566,578.00
Invoice	06/30/2017	1706F...	Fort Cobb Fuel Auth...	931 Office Eq...	1201 · From m...		1,349.00	-1,567,927.00
Invoice	06/30/2017	1706F...	Fort Cobb Fuel Auth...	931 Meters	1201 · From m...		3,038.00	-1,570,965.00
Invoice	06/30/2017	1706F...	Fort Cobb Fuel Auth...	874 Mains & ...	1201 · From m...		23,106.00	-1,594,071.00
Invoice	06/30/2017	1706F...	Fort Cobb Fuel Auth...	887 Maintena...	1201 · From m...		5,428.00	-1,599,499.00
Invoice	06/30/2017	1706F...	Fort Cobb Fuel Auth...	893 Maintena...	1201 · From m...		3,933.00	-1,603,432.00
Invoice	06/30/2017	1706F...	Fort Cobb Fuel Auth...	903 Customer...	1201 · From m...		2,663.00	-1,606,095.00
Invoice	06/30/2017	1706F...	Fort Cobb Fuel Auth...	908 Customer...	1201 · From m...		7,851.00	-1,613,946.00
Invoice	06/30/2017	1706F...	Fort Cobb Fuel Auth...	920 Administr...	1201 · From m...		29,666.00	-1,643,612.00
Invoice	06/30/2017	1706F...	Fort Cobb Fuel Auth...	921 Office Su...	1201 · From m...		6,376.00	-1,649,988.00
Invoice	06/30/2017	1706F...	Fort Cobb Fuel Auth...	923 Outside ...	1201 · From m...		5,757.00	-1,655,745.00
Invoice	06/30/2017	1706F...	Fort Cobb Fuel Auth...	924 Insurance	1201 · From m...		3,694.00	-1,659,439.00
Invoice	06/30/2017	1706F...	Fort Cobb Fuel Auth...	925 Safety & ...	1201 · From m...		4,991.00	-1,664,430.00
Invoice	06/30/2017	1706F...	Fort Cobb Fuel Auth...	926 Employe...	1201 · From m...		15,680.00	-1,680,110.00
Invoice	06/30/2017	1706F...	Fort Cobb Fuel Auth...	931 Rents	1201 · From m...		534.00	-1,680,644.00
Invoice	06/30/2017	1706F...	Fort Cobb Fuel Auth...	932 Maintena...	1201 · From m...		455.00	-1,681,099.00
Invoice	06/30/2017	1706F...	Fort Cobb Fuel Auth...	931 Pickups	1201 · From m...		5,014.00	-1,686,113.00
Invoice	06/30/2017	1706F...	Fort Cobb Fuel Auth...	931 Trucks	1201 · From m...		569.00	-1,686,682.00
Invoice	06/30/2017	1706F...	Fort Cobb Fuel Auth...	931 Heavy Eq...	1201 · From m...		1,033.00	-1,687,715.00
Invoice	06/30/2017	1706F...	Fort Cobb Fuel Auth...	931 Tools & E...	1201 · From m...		1,289.00	-1,689,004.00
Invoice	06/30/2017	1706F...	Fort Cobb Fuel Auth...	931 Office Eq...	1201 · From m...		1,504.00	-1,690,508.00
Invoice	06/30/2017	1706F...	Fort Cobb Fuel Auth...	931 Meters	1201 · From m...		3,388.00	-1,693,896.00
Invoice	06/30/2017	1706N...	Navitas OK3, LLC	874 Mains & ...	1201 · From m...		2,500.00	-1,696,396.00
Invoice	06/30/2017	1706N...	Navitas OK3, LLC	887 Maintena...	1201 · From m...		423.00	-1,696,819.00
Invoice	06/30/2017	1706N...	Navitas OK3, LLC	893 Maintena...	1201 · From m...		306.00	-1,697,125.00
Invoice	06/30/2017	1706N...	Navitas OK3, LLC	894 Maintena...	1201 · From m...		3,173.00	-1,700,298.00
Invoice	06/30/2017	1706N...	Navitas OK3, LLC	903 Customer...	1201 · From m...		207.00	-1,700,505.00
Invoice	06/30/2017	1706N...	Navitas OK3, LLC	908 Customer...	1201 · From m...		611.00	-1,701,116.00
Invoice	06/30/2017	1706N...	Navitas OK3, LLC	920 Administr...	1201 · From m...		2,310.00	-1,703,426.00
Invoice	06/30/2017	1706N...	Navitas OK3, LLC	921 Office Su...	1201 · From m...		497.00	-1,703,923.00

Navitas Utility Corporation
General Ledger
As of December 31, 2017

Type	Date	Num	Name	Memo	Split	Debit	Credit	Balance
Invoice	06/30/2017	1706N...	Navitas OK3, LLC	923 Outside ...	1201 · From m...		448.00	-1,704,371.00
Invoice	06/30/2017	1706N...	Navitas OK3, LLC	924 Insurance	1201 · From m...		288.00	-1,704,659.00
Invoice	06/30/2017	1706N...	Navitas OK3, LLC	925 Safety & ...	1201 · From m...		389.00	-1,705,048.00
Invoice	06/30/2017	1706N...	Navitas OK3, LLC	926 Employe...	1201 · From m...		1,221.00	-1,706,269.00
Invoice	06/30/2017	1706N...	Navitas OK3, LLC	931 Rents	1201 · From m...		42.00	-1,706,311.00
Invoice	06/30/2017	1706N...	Navitas OK3, LLC	932 Maintena...	1201 · From m...		35.00	-1,706,346.00
Invoice	06/30/2017	1706N...	Navitas OK3, LLC	931 Pickups	1201 · From m...		390.00	-1,706,736.00
Invoice	06/30/2017	1706N...	Navitas OK3, LLC	931 Trucks	1201 · From m...		44.00	-1,706,780.00
Invoice	06/30/2017	1706N...	Navitas OK3, LLC	931 Heavy Eq...	1201 · From m...		80.00	-1,706,860.00
Invoice	06/30/2017	1706N...	Navitas OK3, LLC	931 Tools & E...	1201 · From m...		100.00	-1,706,960.00
Invoice	06/30/2017	1706N...	Navitas OK3, LLC	931 Office Eq...	1201 · From m...		117.00	-1,707,077.00
Invoice	06/30/2017	1706N...	Navitas OK3, LLC	931 Meters	1201 · From m...		264.00	-1,707,341.00
Invoice	06/30/2017	1706...	Navitas Winstar LLC	874 Mains & ...	1201 · From m...		2,500.00	-1,709,841.00
Invoice	06/30/2017	1706...	Navitas Winstar LLC	887 Maintena...	1201 · From m...		52.00	-1,709,893.00
Invoice	06/30/2017	1706...	Navitas Winstar LLC	893 Maintena...	1201 · From m...		38.00	-1,709,931.00
Invoice	06/30/2017	1706...	Navitas Winstar LLC	903 Customer...	1201 · From m...		26.00	-1,709,957.00
Invoice	06/30/2017	1706...	Navitas Winstar LLC	908 Customer...	1201 · From m...		76.00	-1,710,033.00
Invoice	06/30/2017	1706...	Navitas Winstar LLC	920 Administr...	1201 · From m...		287.00	-1,710,320.00
Invoice	06/30/2017	1706...	Navitas Winstar LLC	921 Office Su...	1201 · From m...		62.00	-1,710,382.00
Invoice	06/30/2017	1706...	Navitas Winstar LLC	923 Outside ...	1201 · From m...		56.00	-1,710,438.00
Invoice	06/30/2017	1706...	Navitas Winstar LLC	924 Insurance	1201 · From m...		36.00	-1,710,474.00
Invoice	06/30/2017	1706...	Navitas Winstar LLC	925 Safety & ...	1201 · From m...		48.00	-1,710,522.00
Invoice	06/30/2017	1706...	Navitas Winstar LLC	926 Employe...	1201 · From m...		152.00	-1,710,674.00
Invoice	06/30/2017	1706...	Navitas Winstar LLC	931 Rents	1201 · From m...		5.00	-1,710,679.00
Invoice	06/30/2017	1706...	Navitas Winstar LLC	932 Maintena...	1201 · From m...		4.00	-1,710,683.00
Invoice	06/30/2017	1706...	Navitas Winstar LLC	931 Pickups	1201 · From m...		48.00	-1,710,731.00
Invoice	06/30/2017	1706...	Navitas Winstar LLC	931 Trucks	1201 · From m...		6.00	-1,710,737.00
Invoice	06/30/2017	1706...	Navitas Winstar LLC	931 Heavy Eq...	1201 · From m...		10.00	-1,710,747.00
Invoice	06/30/2017	1706...	Navitas Winstar LLC	931 Tools & E...	1201 · From m...		12.00	-1,710,759.00
Invoice	06/30/2017	1706...	Navitas Winstar LLC	931 Office Eq...	1201 · From m...		15.00	-1,710,774.00
Invoice	06/30/2017	1706...	Navitas Winstar LLC	931 Meters	1201 · From m...		33.00	-1,710,807.00
Invoice	06/30/2017	1706T...	Navitas TN NG LLC	874 Mains & ...	1201 · From m...		5,450.00	-1,716,257.00
Invoice	06/30/2017	1706T...	Navitas TN NG LLC	887 Maintena...	1201 · From m...		461.00	-1,716,718.00
Invoice	06/30/2017	1706T...	Navitas TN NG LLC	893 Maintena...	1201 · From m...		1,043.00	-1,717,761.00
Invoice	06/30/2017	1706T...	Navitas TN NG LLC	903 Customer...	1201 · From m...		659.00	-1,718,420.00
Invoice	06/30/2017	1706T...	Navitas TN NG LLC	908 Customer...	1201 · From m...		1,066.00	-1,719,486.00
Invoice	06/30/2017	1706T...	Navitas TN NG LLC	920 Administr...	1201 · From m...		7,869.00	-1,727,355.00
Invoice	06/30/2017	1706T...	Navitas TN NG LLC	921 Office Su...	1201 · From m...		2,609.00	-1,729,964.00
Invoice	06/30/2017	1706T...	Navitas TN NG LLC	923 Outside ...	1201 · From m...		4,440.00	-1,734,404.00
Invoice	06/30/2017	1706T...	Navitas TN NG LLC	924 Insurance	1201 · From m...		980.00	-1,735,384.00
Invoice	06/30/2017	1706T...	Navitas TN NG LLC	925 Safety & ...	1201 · From m...		1,324.00	-1,736,708.00
Invoice	06/30/2017	1706T...	Navitas TN NG LLC	926 Employe...	1201 · From m...		4,159.00	-1,740,867.00
Invoice	06/30/2017	1706T...	Navitas TN NG LLC	931 Rents	1201 · From m...		142.00	-1,741,009.00
Invoice	06/30/2017	1706T...	Navitas TN NG LLC	932 Maintena...	1201 · From m...		121.00	-1,741,130.00
Invoice	06/30/2017	1706T...	Navitas TN NG LLC	931 Pickups	1201 · From m...		486.00	-1,741,616.00
Invoice	06/30/2017	1706T...	Navitas TN NG LLC	931 Tools & E...	1201 · From m...		342.00	-1,741,958.00
Invoice	06/30/2017	1706T...	Navitas TN NG LLC	931 Office Eq...	1201 · From m...		399.00	-1,742,357.00
Invoice	06/30/2017	1706T...	Navitas TN NG LLC	931 Meters	1201 · From m...		899.00	-1,743,256.00
Invoice	06/30/2017	1706K...	Navitas KY NG LLC	874 Mains & ...	1201 · From m...		2,500.00	-1,745,756.00

Navitas Utility Corporation
General Ledger
As of December 31, 2017

Type	Date	Num	Name	Memo	Split	Debit	Credit	Balance
Invoice	06/30/2017	1706K...	Navitas KY NG LLC	887 Maintena...	1201 · From m...		2,000.00	-1,747,756.00
Invoice	06/30/2017	1706K...	Navitas KY NG LLC	893 Maintena...	1201 · From m...		292.00	-1,748,048.00
Invoice	06/30/2017	1706K...	Navitas KY NG LLC	903 Customer...	1201 · From m...		161.00	-1,748,209.00
Invoice	06/30/2017	1706K...	Navitas KY NG LLC	908 Customer...	1201 · From m...		299.00	-1,748,508.00
Invoice	06/30/2017	1706K...	Navitas KY NG LLC	920 Administr...	1201 · From m...		2,203.00	-1,750,711.00
Invoice	06/30/2017	1706K...	Navitas KY NG LLC	921 Office Su...	1201 · From m...		291.00	-1,751,002.00
Invoice	06/30/2017	1706K...	Navitas KY NG LLC	923 Outside ...	1201 · From m...		728.00	-1,751,730.00
Invoice	06/30/2017	1706K...	Navitas KY NG LLC	924 Insurance	1201 · From m...		274.00	-1,752,004.00
Invoice	06/30/2017	1706K...	Navitas KY NG LLC	925 Safety & ...	1201 · From m...		371.00	-1,752,375.00
Invoice	06/30/2017	1706K...	Navitas KY NG LLC	926 Employe...	1201 · From m...		1,164.00	-1,753,539.00
Invoice	06/30/2017	1706K...	Navitas KY NG LLC	931 Rents	1201 · From m...		40.00	-1,753,579.00
Invoice	06/30/2017	1706K...	Navitas KY NG LLC	932 Maintena...	1201 · From m...		34.00	-1,753,613.00
Invoice	06/30/2017	1706K...	Navitas KY NG LLC	931 Tools & E...	1201 · From m...		96.00	-1,753,709.00
Invoice	06/30/2017	1706K...	Navitas KY NG LLC	931 Office Eq...	1201 · From m...		112.00	-1,753,821.00
Invoice	06/30/2017	1706K...	Navitas KY NG LLC	931 Meters	1201 · From m...		252.00	-1,754,073.00
Invoice	06/30/2017	1706T...	Navitas Utility TX, LLC	874 Mains & ...	1201 · From m...	0.00		-1,754,073.00
Invoice	06/30/2017	1706T...	Navitas Utility TX, LLC	887 Maintena...	1201 · From m...		1,129.00	-1,755,202.00
Invoice	06/30/2017	1706T...	Navitas Utility TX, LLC	893 Maintena...	1201 · From m...	0.00		-1,755,202.00
Invoice	06/30/2017	1706T...	Navitas Utility TX, LLC	903 Customer...	1201 · From m...	0.00		-1,755,202.00
Invoice	06/30/2017	1706T...	Navitas Utility TX, LLC	908 Customer...	1201 · From m...	0.00		-1,755,202.00
Invoice	06/30/2017	1706T...	Navitas Utility TX, LLC	920 Administr...	1201 · From m...	0.00		-1,755,202.00
Invoice	06/30/2017	1706T...	Navitas Utility TX, LLC	921 Office Su...	1201 · From m...	0.00		-1,755,202.00
Invoice	06/30/2017	1706T...	Navitas Utility TX, LLC	923 Outside ...	1201 · From m...	0.00		-1,755,202.00
Invoice	06/30/2017	1706T...	Navitas Utility TX, LLC	924 Insurance	1201 · From m...	0.00		-1,755,202.00
Invoice	06/30/2017	1706T...	Navitas Utility TX, LLC	925 Safety & ...	1201 · From m...	0.00		-1,755,202.00
Invoice	06/30/2017	1706T...	Navitas Utility TX, LLC	926 Employe...	1201 · From m...	0.00		-1,755,202.00
Invoice	06/30/2017	1706T...	Navitas Utility TX, LLC	931 Rents	1201 · From m...	0.00		-1,755,202.00
Invoice	06/30/2017	1706T...	Navitas Utility TX, LLC	932 Maintena...	1201 · From m...	0.00		-1,755,202.00
Invoice	06/30/2017	1706T...	Navitas Utility TX, LLC	931 Tools & E...	1201 · From m...	0.00		-1,755,202.00
Invoice	06/30/2017	1706T...	Navitas Utility TX, LLC	931 Office Eq...	1201 · From m...	0.00		-1,755,202.00
Invoice	06/30/2017	1706T...	Navitas Utility TX, LLC	931 Meters	1201 · From m...	0.00		-1,755,202.00
Invoice	07/31/2017	1707F...	Fort Cobb Fuel Auth...	874 Mains & ...	1201 · From m...		24,634.00	-1,779,836.00
Invoice	07/31/2017	1707F...	Fort Cobb Fuel Auth...	887 Maintena...	1201 · From m...		4,416.00	-1,784,252.00
Invoice	07/31/2017	1707F...	Fort Cobb Fuel Auth...	893 Maintena...	1201 · From m...		3,690.00	-1,787,942.00
Invoice	07/31/2017	1707F...	Fort Cobb Fuel Auth...	903 Customer...	1201 · From m...		2,276.00	-1,790,218.00
Invoice	07/31/2017	1707F...	Fort Cobb Fuel Auth...	908 Customer...	1201 · From m...		8,777.00	-1,798,995.00
Invoice	07/31/2017	1707F...	Fort Cobb Fuel Auth...	920 Administr...	1201 · From m...		25,810.00	-1,824,805.00
Invoice	07/31/2017	1707F...	Fort Cobb Fuel Auth...	921 Office Su...	1201 · From m...		5,819.00	-1,830,624.00
Invoice	07/31/2017	1707F...	Fort Cobb Fuel Auth...	923 Outside ...	1201 · From m...	2,062.00		-1,828,562.00
Invoice	07/31/2017	1707F...	Fort Cobb Fuel Auth...	924 Insurance	1201 · From m...		8,267.00	-1,836,829.00
Invoice	07/31/2017	1707F...	Fort Cobb Fuel Auth...	925 Safety & ...	1201 · From m...		414.00	-1,837,243.00
Invoice	07/31/2017	1707F...	Fort Cobb Fuel Auth...	926 Employe...	1201 · From m...		13,607.00	-1,850,850.00
Invoice	07/31/2017	1707F...	Fort Cobb Fuel Auth...	931 Rents	1201 · From m...		110.00	-1,850,960.00
Invoice	07/31/2017	1707F...	Fort Cobb Fuel Auth...	932 Maintena...	1201 · From m...		541.00	-1,851,501.00
Invoice	07/31/2017	1707F...	Fort Cobb Fuel Auth...	931 Pickups	1201 · From m...		4,497.00	-1,855,998.00
Invoice	07/31/2017	1707F...	Fort Cobb Fuel Auth...	931 Trucks	1201 · From m...		510.00	-1,856,508.00
Invoice	07/31/2017	1707F...	Fort Cobb Fuel Auth...	931 Heavy Eq...	1201 · From m...		926.00	-1,857,434.00
Invoice	07/31/2017	1707F...	Fort Cobb Fuel Auth...	931 Tools & E...	1201 · From m...		1,156.00	-1,858,590.00
Invoice	07/31/2017	1707F...	Fort Cobb Fuel Auth...	931 Office Eq...	1201 · From m...		1,349.00	-1,859,939.00

Navitas Utility Corporation
General Ledger
As of December 31, 2017

Type	Date	Num	Name	Memo	Split	Debit	Credit	Balance
Invoice	07/31/2017	1707F...	Fort Cobb Fuel Auth...	931 Meters	1201 · From m...		3,038.00	-1,862,977.00
Invoice	07/31/2017	1707F...	Fort Cobb Fuel Auth...	874 Mains & ...	1201 · From m...		27,466.00	-1,890,443.00
Invoice	07/31/2017	1707F...	Fort Cobb Fuel Auth...	887 Maintena...	1201 · From m...		4,924.00	-1,895,367.00
Invoice	07/31/2017	1707F...	Fort Cobb Fuel Auth...	893 Maintena...	1201 · From m...		4,114.00	-1,899,481.00
Invoice	07/31/2017	1707F...	Fort Cobb Fuel Auth...	903 Customer...	1201 · From m...		2,537.00	-1,902,018.00
Invoice	07/31/2017	1707F...	Fort Cobb Fuel Auth...	908 Customer...	1201 · From m...		9,786.00	-1,911,804.00
Invoice	07/31/2017	1707F...	Fort Cobb Fuel Auth...	920 Administr...	1201 · From m...		28,777.00	-1,940,581.00
Invoice	07/31/2017	1707F...	Fort Cobb Fuel Auth...	921 Office Su...	1201 · From m...		6,488.00	-1,947,069.00
Invoice	07/31/2017	1707F...	Fort Cobb Fuel Auth...	923 Outside ...	1201 · From m...	2,299.00		-1,944,770.00
Invoice	07/31/2017	1707F...	Fort Cobb Fuel Auth...	924 Insurance	1201 · From m...		9,217.00	-1,953,987.00
Invoice	07/31/2017	1707F...	Fort Cobb Fuel Auth...	925 Safety & ...	1201 · From m...		462.00	-1,954,449.00
Invoice	07/31/2017	1707F...	Fort Cobb Fuel Auth...	926 Employe...	1201 · From m...		15,172.00	-1,969,621.00
Invoice	07/31/2017	1707F...	Fort Cobb Fuel Auth...	931 Rents	1201 · From m...		123.00	-1,969,744.00
Invoice	07/31/2017	1707F...	Fort Cobb Fuel Auth...	932 Maintena...	1201 · From m...		603.00	-1,970,347.00
Invoice	07/31/2017	1707F...	Fort Cobb Fuel Auth...	931 Pickups	1201 · From m...		5,014.00	-1,975,361.00
Invoice	07/31/2017	1707F...	Fort Cobb Fuel Auth...	931 Trucks	1201 · From m...		569.00	-1,975,930.00
Invoice	07/31/2017	1707F...	Fort Cobb Fuel Auth...	931 Heavy Eq...	1201 · From m...		1,033.00	-1,976,963.00
Invoice	07/31/2017	1707F...	Fort Cobb Fuel Auth...	931 Tools & E...	1201 · From m...		1,289.00	-1,978,252.00
Invoice	07/31/2017	1707F...	Fort Cobb Fuel Auth...	931 Office Eq...	1201 · From m...		1,504.00	-1,979,756.00
Invoice	07/31/2017	1707F...	Fort Cobb Fuel Auth...	931 Meters	1201 · From m...		3,388.00	-1,983,144.00
Invoice	07/31/2017	1707N...	Navitas OK3, LLC	874 Mains & ...	1201 · From m...		2,500.00	-1,985,644.00
Invoice	07/31/2017	1707N...	Navitas OK3, LLC	887 Maintena...	1201 · From m...		383.00	-1,986,027.00
Invoice	07/31/2017	1707N...	Navitas OK3, LLC	893 Maintena...	1201 · From m...		320.00	-1,986,347.00
Invoice	07/31/2017	1707N...	Navitas OK3, LLC	894 Maintena...	1201 · From m...		3,782.00	-1,990,129.00
Invoice	07/31/2017	1707N...	Navitas OK3, LLC	903 Customer...	1201 · From m...		198.00	-1,990,327.00
Invoice	07/31/2017	1707N...	Navitas OK3, LLC	908 Customer...	1201 · From m...		762.00	-1,991,089.00
Invoice	07/31/2017	1707N...	Navitas OK3, LLC	920 Administr...	1201 · From m...		2,241.00	-1,993,330.00
Invoice	07/31/2017	1707N...	Navitas OK3, LLC	921 Office Su...	1201 · From m...		505.00	-1,993,835.00
Invoice	07/31/2017	1707N...	Navitas OK3, LLC	923 Outside ...	1201 · From m...	179.00		-1,993,656.00
Invoice	07/31/2017	1707N...	Navitas OK3, LLC	924 Insurance	1201 · From m...		718.00	-1,994,374.00
Invoice	07/31/2017	1707N...	Navitas OK3, LLC	925 Safety & ...	1201 · From m...		36.00	-1,994,410.00
Invoice	07/31/2017	1707N...	Navitas OK3, LLC	926 Employe...	1201 · From m...		1,181.00	-1,995,591.00
Invoice	07/31/2017	1707N...	Navitas OK3, LLC	931 Rents	1201 · From m...		10.00	-1,995,601.00
Invoice	07/31/2017	1707N...	Navitas OK3, LLC	932 Maintena...	1201 · From m...		47.00	-1,995,648.00
Invoice	07/31/2017	1707N...	Navitas OK3, LLC	931 Pickups	1201 · From m...		390.00	-1,996,038.00
Invoice	07/31/2017	1707N...	Navitas OK3, LLC	931 Trucks	1201 · From m...		44.00	-1,996,082.00
Invoice	07/31/2017	1707N...	Navitas OK3, LLC	931 Heavy Eq...	1201 · From m...		80.00	-1,996,162.00
Invoice	07/31/2017	1707N...	Navitas OK3, LLC	931 Tools & E...	1201 · From m...		100.00	-1,996,262.00
Invoice	07/31/2017	1707N...	Navitas OK3, LLC	931 Office Eq...	1201 · From m...		117.00	-1,996,379.00
Invoice	07/31/2017	1707N...	Navitas OK3, LLC	931 Meters	1201 · From m...		264.00	-1,996,643.00
Invoice	07/31/2017	1707...	Navitas Winstar LLC	874 Mains & ...	1201 · From m...		2,500.00	-1,999,143.00
Invoice	07/31/2017	1707...	Navitas Winstar LLC	887 Maintena...	1201 · From m...		48.00	-1,999,191.00
Invoice	07/31/2017	1707...	Navitas Winstar LLC	893 Maintena...	1201 · From m...		40.00	-1,999,231.00
Invoice	07/31/2017	1707...	Navitas Winstar LLC	903 Customer...	1201 · From m...		25.00	-1,999,256.00
Invoice	07/31/2017	1707...	Navitas Winstar LLC	908 Customer...	1201 · From m...		95.00	-1,999,351.00
Invoice	07/31/2017	1707...	Navitas Winstar LLC	920 Administr...	1201 · From m...		278.00	-1,999,629.00
Invoice	07/31/2017	1707...	Navitas Winstar LLC	921 Office Su...	1201 · From m...		63.00	-1,999,692.00
Invoice	07/31/2017	1707...	Navitas Winstar LLC	923 Outside ...	1201 · From m...	22.00		-1,999,670.00
Invoice	07/31/2017	1707...	Navitas Winstar LLC	924 Insurance	1201 · From m...		89.00	-1,999,759.00

Navitas Utility Corporation
General Ledger
As of December 31, 2017

Type	Date	Num	Name	Memo	Split	Debit	Credit	Balance
Invoice	07/31/2017	1707...	Navitas Winstar LLC	925 Safety & ...	1201 · From m...		4.00	-1,999,763.00
Invoice	07/31/2017	1707...	Navitas Winstar LLC	926 Employe...	1201 · From m...		147.00	-1,999,910.00
Invoice	07/31/2017	1707...	Navitas Winstar LLC	931 Rents	1201 · From m...		1.00	-1,999,911.00
Invoice	07/31/2017	1707...	Navitas Winstar LLC	932 Maintena...	1201 · From m...		6.00	-1,999,917.00
Invoice	07/31/2017	1707...	Navitas Winstar LLC	931 Pickups	1201 · From m...		48.00	-1,999,965.00
Invoice	07/31/2017	1707...	Navitas Winstar LLC	931 Trucks	1201 · From m...		6.00	-1,999,971.00
Invoice	07/31/2017	1707...	Navitas Winstar LLC	931 Heavy Eq...	1201 · From m...		10.00	-1,999,981.00
Invoice	07/31/2017	1707...	Navitas Winstar LLC	931 Tools & E...	1201 · From m...		12.00	-1,999,993.00
Invoice	07/31/2017	1707...	Navitas Winstar LLC	931 Office Eq...	1201 · From m...		15.00	-2,000,008.00
Invoice	07/31/2017	1707...	Navitas Winstar LLC	931 Meters	1201 · From m...		33.00	-2,000,041.00
Invoice	07/31/2017	1707T...	Navitas TN NG LLC	874 Mains & ...	1201 · From m...		7,880.00	-2,007,921.00
Invoice	07/31/2017	1707T...	Navitas TN NG LLC	887 Maintena...	1201 · From m...	0.00		-2,007,921.00
Invoice	07/31/2017	1707T...	Navitas TN NG LLC	893 Maintena...	1201 · From m...		1,091.00	-2,009,012.00
Invoice	07/31/2017	1707T...	Navitas TN NG LLC	903 Customer...	1201 · From m...		600.00	-2,009,612.00
Invoice	07/31/2017	1707T...	Navitas TN NG LLC	908 Customer...	1201 · From m...		1,352.00	-2,010,964.00
Invoice	07/31/2017	1707T...	Navitas TN NG LLC	920 Administr...	1201 · From m...		7,634.00	-2,018,598.00
Invoice	07/31/2017	1707T...	Navitas TN NG LLC	921 Office Su...	1201 · From m...		2,320.00	-2,020,918.00
Invoice	07/31/2017	1707T...	Navitas TN NG LLC	923 Outside ...	1201 · From m...		780.00	-2,021,698.00
Invoice	07/31/2017	1707T...	Navitas TN NG LLC	924 Insurance	1201 · From m...		2,445.00	-2,024,143.00
Invoice	07/31/2017	1707T...	Navitas TN NG LLC	925 Safety & ...	1201 · From m...		123.00	-2,024,266.00
Invoice	07/31/2017	1707T...	Navitas TN NG LLC	926 Employe...	1201 · From m...		4,025.00	-2,028,291.00
Invoice	07/31/2017	1707T...	Navitas TN NG LLC	931 Rents	1201 · From m...		33.00	-2,028,324.00
Invoice	07/31/2017	1707T...	Navitas TN NG LLC	932 Maintena...	1201 · From m...		160.00	-2,028,484.00
Invoice	07/31/2017	1707T...	Navitas TN NG LLC	931 Pickups	1201 · From m...		486.00	-2,028,970.00
Invoice	07/31/2017	1707T...	Navitas TN NG LLC	931 Tools & E...	1201 · From m...		342.00	-2,029,312.00
Invoice	07/31/2017	1707T...	Navitas TN NG LLC	931 Office Eq...	1201 · From m...		399.00	-2,029,711.00
Invoice	07/31/2017	1707T...	Navitas TN NG LLC	931 Meters	1201 · From m...		899.00	-2,030,610.00
Invoice	07/31/2017	1707K...	Navitas KY NG LLC	874 Mains & ...	1201 · From m...		2,513.00	-2,033,123.00
Invoice	07/31/2017	1707K...	Navitas KY NG LLC	887 Maintena...	1201 · From m...		2,823.00	-2,035,946.00
Invoice	07/31/2017	1707K...	Navitas KY NG LLC	893 Maintena...	1201 · From m...		305.00	-2,036,251.00
Invoice	07/31/2017	1707K...	Navitas KY NG LLC	903 Customer...	1201 · From m...		144.00	-2,036,395.00
Invoice	07/31/2017	1707K...	Navitas KY NG LLC	908 Customer...	1201 · From m...		379.00	-2,036,774.00
Invoice	07/31/2017	1707K...	Navitas KY NG LLC	920 Administr...	1201 · From m...		2,137.00	-2,038,911.00
Invoice	07/31/2017	1707K...	Navitas KY NG LLC	921 Office Su...	1201 · From m...		297.00	-2,039,208.00
Invoice	07/31/2017	1707K...	Navitas KY NG LLC	923 Outside ...	1201 · From m...		130.00	-2,039,338.00
Invoice	07/31/2017	1707K...	Navitas KY NG LLC	924 Insurance	1201 · From m...		684.00	-2,040,022.00
Invoice	07/31/2017	1707K...	Navitas KY NG LLC	925 Safety & ...	1201 · From m...		34.00	-2,040,056.00
Invoice	07/31/2017	1707K...	Navitas KY NG LLC	926 Employe...	1201 · From m...		1,126.00	-2,041,182.00
Invoice	07/31/2017	1707K...	Navitas KY NG LLC	931 Rents	1201 · From m...		9.00	-2,041,191.00
Invoice	07/31/2017	1707K...	Navitas KY NG LLC	932 Maintena...	1201 · From m...		45.00	-2,041,236.00
Invoice	07/31/2017	1707K...	Navitas KY NG LLC	931 Tools & E...	1201 · From m...		96.00	-2,041,332.00
Invoice	07/31/2017	1707K...	Navitas KY NG LLC	931 Office Eq...	1201 · From m...		112.00	-2,041,444.00
Invoice	07/31/2017	1707K...	Navitas KY NG LLC	931 Meters	1201 · From m...		252.00	-2,041,696.00
Invoice	07/31/2017	1707T...	Navitas Utility TX, LLC	874 Mains & ...	1201 · From m...	0.00		-2,041,696.00
Invoice	07/31/2017	1707T...	Navitas Utility TX, LLC	887 Maintena...	1201 · From m...		59.00	-2,041,755.00
Invoice	07/31/2017	1707T...	Navitas Utility TX, LLC	893 Maintena...	1201 · From m...	0.00		-2,041,755.00
Invoice	07/31/2017	1707T...	Navitas Utility TX, LLC	903 Customer...	1201 · From m...	0.00		-2,041,755.00
Invoice	07/31/2017	1707T...	Navitas Utility TX, LLC	908 Customer...	1201 · From m...	0.00		-2,041,755.00
Invoice	07/31/2017	1707T...	Navitas Utility TX, LLC	920 Administr...	1201 · From m...	0.00		-2,041,755.00

Navitas Utility Corporation
General Ledger
As of December 31, 2017

Type	Date	Num	Name	Memo	Split	Debit	Credit	Balance
Invoice	07/31/2017	1707T...	Navitas Utility TX, LLC	921 Office Su...	1201 · From m...	0.00		-2,041,755.00
Invoice	07/31/2017	1707T...	Navitas Utility TX, LLC	923 Outside ...	1201 · From m...	0.00		-2,041,755.00
Invoice	07/31/2017	1707T...	Navitas Utility TX, LLC	924 Insurance	1201 · From m...	0.00		-2,041,755.00
Invoice	07/31/2017	1707T...	Navitas Utility TX, LLC	925 Safety & ...	1201 · From m...	0.00		-2,041,755.00
Invoice	07/31/2017	1707T...	Navitas Utility TX, LLC	926 Employe...	1201 · From m...	0.00		-2,041,755.00
Invoice	07/31/2017	1707T...	Navitas Utility TX, LLC	931 Rents	1201 · From m...	0.00		-2,041,755.00
Invoice	07/31/2017	1707T...	Navitas Utility TX, LLC	932 Maintena...	1201 · From m...	0.00		-2,041,755.00
Invoice	07/31/2017	1707T...	Navitas Utility TX, LLC	931 Tools & E...	1201 · From m...	0.00		-2,041,755.00
Invoice	07/31/2017	1707T...	Navitas Utility TX, LLC	931 Office Eq...	1201 · From m...	0.00		-2,041,755.00
Invoice	07/31/2017	1707T...	Navitas Utility TX, LLC	931 Meters	1201 · From m...	0.00		-2,041,755.00
Invoice	08/31/2017	1708F...	Fort Cobb Fuel Auth...	874 Mains & ...	1201 · From m...		22,959.00	-2,064,714.00
Invoice	08/31/2017	1708F...	Fort Cobb Fuel Auth...	887 Maintena...	1201 · From m...		5,312.00	-2,070,026.00
Invoice	08/31/2017	1708F...	Fort Cobb Fuel Auth...	893 Maintena...	1201 · From m...		3,354.00	-2,073,380.00
Invoice	08/31/2017	1708F...	Fort Cobb Fuel Auth...	903 Customer...	1201 · From m...		2,408.00	-2,075,788.00
Invoice	08/31/2017	1708F...	Fort Cobb Fuel Auth...	908 Customer...	1201 · From m...		7,304.00	-2,083,092.00
Invoice	08/31/2017	1708F...	Fort Cobb Fuel Auth...	920 Administr...	1201 · From m...		25,714.00	-2,108,806.00
Invoice	08/31/2017	1708F...	Fort Cobb Fuel Auth...	921 Office Su...	1201 · From m...		4,825.00	-2,113,631.00
Invoice	08/31/2017	1708F...	Fort Cobb Fuel Auth...	923 Outside ...	1201 · From m...		5,319.00	-2,118,950.00
Invoice	08/31/2017	1708F...	Fort Cobb Fuel Auth...	924 Insurance	1201 · From m...		4,351.00	-2,123,301.00
Invoice	08/31/2017	1708F...	Fort Cobb Fuel Auth...	925 Safety & ...	1201 · From m...		217.00	-2,123,518.00
Invoice	08/31/2017	1708F...	Fort Cobb Fuel Auth...	926 Employe...	1201 · From m...		14,008.00	-2,137,526.00
Invoice	08/31/2017	1708F...	Fort Cobb Fuel Auth...	931 Rents	1201 · From m...		2,426.00	-2,139,952.00
Invoice	08/31/2017	1708F...	Fort Cobb Fuel Auth...	932 Maintena...	1201 · From m...		139.00	-2,140,091.00
Invoice	08/31/2017	1708F...	Fort Cobb Fuel Auth...	931 Pickups	1201 · From m...		4,497.00	-2,144,588.00
Invoice	08/31/2017	1708F...	Fort Cobb Fuel Auth...	931 Trucks	1201 · From m...		510.00	-2,145,098.00
Invoice	08/31/2017	1708F...	Fort Cobb Fuel Auth...	931 Heavy Eq...	1201 · From m...		926.00	-2,146,024.00
Invoice	08/31/2017	1708F...	Fort Cobb Fuel Auth...	931 Tools & E...	1201 · From m...		1,156.00	-2,147,180.00
Invoice	08/31/2017	1708F...	Fort Cobb Fuel Auth...	931 Office Eq...	1201 · From m...		1,349.00	-2,148,529.00
Invoice	08/31/2017	1708F...	Fort Cobb Fuel Auth...	931 Meters	1201 · From m...		3,038.00	-2,151,567.00
Invoice	08/31/2017	1708F...	Fort Cobb Fuel Auth...	874 Mains & ...	1201 · From m...		25,599.00	-2,177,166.00
Invoice	08/31/2017	1708F...	Fort Cobb Fuel Auth...	887 Maintena...	1201 · From m...		5,923.00	-2,183,089.00
Invoice	08/31/2017	1708F...	Fort Cobb Fuel Auth...	893 Maintena...	1201 · From m...		3,740.00	-2,186,829.00
Invoice	08/31/2017	1708F...	Fort Cobb Fuel Auth...	903 Customer...	1201 · From m...		2,685.00	-2,189,514.00
Invoice	08/31/2017	1708F...	Fort Cobb Fuel Auth...	908 Customer...	1201 · From m...		8,144.00	-2,197,658.00
Invoice	08/31/2017	1708F...	Fort Cobb Fuel Auth...	920 Administr...	1201 · From m...		28,670.00	-2,226,328.00
Invoice	08/31/2017	1708F...	Fort Cobb Fuel Auth...	921 Office Su...	1201 · From m...		5,379.00	-2,231,707.00
Invoice	08/31/2017	1708F...	Fort Cobb Fuel Auth...	923 Outside ...	1201 · From m...		5,931.00	-2,237,638.00
Invoice	08/31/2017	1708F...	Fort Cobb Fuel Auth...	924 Insurance	1201 · From m...		4,852.00	-2,242,490.00
Invoice	08/31/2017	1708F...	Fort Cobb Fuel Auth...	925 Safety & ...	1201 · From m...		242.00	-2,242,732.00
Invoice	08/31/2017	1708F...	Fort Cobb Fuel Auth...	926 Employe...	1201 · From m...		15,618.00	-2,258,350.00
Invoice	08/31/2017	1708F...	Fort Cobb Fuel Auth...	931 Rents	1201 · From m...		2,705.00	-2,261,055.00
Invoice	08/31/2017	1708F...	Fort Cobb Fuel Auth...	932 Maintena...	1201 · From m...		155.00	-2,261,210.00
Invoice	08/31/2017	1708F...	Fort Cobb Fuel Auth...	931 Pickups	1201 · From m...		5,014.00	-2,266,224.00
Invoice	08/31/2017	1708F...	Fort Cobb Fuel Auth...	931 Trucks	1201 · From m...		569.00	-2,266,793.00
Invoice	08/31/2017	1708F...	Fort Cobb Fuel Auth...	931 Heavy Eq...	1201 · From m...		1,033.00	-2,267,826.00
Invoice	08/31/2017	1708F...	Fort Cobb Fuel Auth...	931 Tools & E...	1201 · From m...		1,289.00	-2,269,115.00
Invoice	08/31/2017	1708F...	Fort Cobb Fuel Auth...	931 Office Eq...	1201 · From m...		1,504.00	-2,270,619.00
Invoice	08/31/2017	1708F...	Fort Cobb Fuel Auth...	931 Meters	1201 · From m...		3,388.00	-2,274,007.00
Invoice	08/31/2017	1708N...	Navitas OK3, LLC	874 Mains & ...	1201 · From m...		2,500.00	-2,276,507.00

Navitas Utility Corporation
General Ledger
As of December 31, 2017

Type	Date	Num	Name	Memo	Split	Debit	Credit	Balance
Invoice	08/31/2017	1708N...	Navitas OK3, LLC	887 Maintena...	1201 · From m...		461.00	-2,276,968.00
Invoice	08/31/2017	1708N...	Navitas OK3, LLC	893 Maintena...	1201 · From m...		291.00	-2,277,259.00
Invoice	08/31/2017	1708N...	Navitas OK3, LLC	894 Maintena...	1201 · From m...		3,117.00	-2,280,376.00
Invoice	08/31/2017	1708N...	Navitas OK3, LLC	903 Customer...	1201 · From m...		209.00	-2,280,585.00
Invoice	08/31/2017	1708N...	Navitas OK3, LLC	908 Customer...	1201 · From m...		634.00	-2,281,219.00
Invoice	08/31/2017	1708N...	Navitas OK3, LLC	920 Administr...	1201 · From m...		2,233.00	-2,283,452.00
Invoice	08/31/2017	1708N...	Navitas OK3, LLC	921 Office Su...	1201 · From m...		419.00	-2,283,871.00
Invoice	08/31/2017	1708N...	Navitas OK3, LLC	923 Outside ...	1201 · From m...		462.00	-2,284,333.00
Invoice	08/31/2017	1708N...	Navitas OK3, LLC	924 Insurance	1201 · From m...		378.00	-2,284,711.00
Invoice	08/31/2017	1708N...	Navitas OK3, LLC	925 Safety & ...	1201 · From m...		19.00	-2,284,730.00
Invoice	08/31/2017	1708N...	Navitas OK3, LLC	926 Employe...	1201 · From m...		1,216.00	-2,285,946.00
Invoice	08/31/2017	1708N...	Navitas OK3, LLC	931 Rents	1201 · From m...		211.00	-2,286,157.00
Invoice	08/31/2017	1708N...	Navitas OK3, LLC	932 Maintena...	1201 · From m...		12.00	-2,286,169.00
Invoice	08/31/2017	1708N...	Navitas OK3, LLC	931 Pickups	1201 · From m...		390.00	-2,286,559.00
Invoice	08/31/2017	1708N...	Navitas OK3, LLC	931 Trucks	1201 · From m...		44.00	-2,286,603.00
Invoice	08/31/2017	1708N...	Navitas OK3, LLC	931 Heavy Eq...	1201 · From m...		80.00	-2,286,683.00
Invoice	08/31/2017	1708N...	Navitas OK3, LLC	931 Tools & E...	1201 · From m...		100.00	-2,286,783.00
Invoice	08/31/2017	1708N...	Navitas OK3, LLC	931 Office Eq...	1201 · From m...		117.00	-2,286,900.00
Invoice	08/31/2017	1708N...	Navitas OK3, LLC	931 Meters	1201 · From m...		264.00	-2,287,164.00
Invoice	08/31/2017	1708...	Navitas Winstar LLC	874 Mains & ...	1201 · From m...		2,500.00	-2,289,664.00
Invoice	08/31/2017	1708...	Navitas Winstar LLC	887 Maintena...	1201 · From m...		57.00	-2,289,721.00
Invoice	08/31/2017	1708...	Navitas Winstar LLC	893 Maintena...	1201 · From m...		36.00	-2,289,757.00
Invoice	08/31/2017	1708...	Navitas Winstar LLC	903 Customer...	1201 · From m...		26.00	-2,289,783.00
Invoice	08/31/2017	1708...	Navitas Winstar LLC	908 Customer...	1201 · From m...		79.00	-2,289,862.00
Invoice	08/31/2017	1708...	Navitas Winstar LLC	920 Administr...	1201 · From m...		277.00	-2,290,139.00
Invoice	08/31/2017	1708...	Navitas Winstar LLC	921 Office Su...	1201 · From m...		52.00	-2,290,191.00
Invoice	08/31/2017	1708...	Navitas Winstar LLC	923 Outside ...	1201 · From m...		57.00	-2,290,248.00
Invoice	08/31/2017	1708...	Navitas Winstar LLC	924 Insurance	1201 · From m...		47.00	-2,290,295.00
Invoice	08/31/2017	1708...	Navitas Winstar LLC	925 Safety & ...	1201 · From m...		2.00	-2,290,297.00
Invoice	08/31/2017	1708...	Navitas Winstar LLC	926 Employe...	1201 · From m...		151.00	-2,290,448.00
Invoice	08/31/2017	1708...	Navitas Winstar LLC	931 Rents	1201 · From m...		26.00	-2,290,474.00
Invoice	08/31/2017	1708...	Navitas Winstar LLC	932 Maintena...	1201 · From m...		2.00	-2,290,476.00
Invoice	08/31/2017	1708...	Navitas Winstar LLC	931 Pickups	1201 · From m...		48.00	-2,290,524.00
Invoice	08/31/2017	1708...	Navitas Winstar LLC	931 Trucks	1201 · From m...		6.00	-2,290,530.00
Invoice	08/31/2017	1708...	Navitas Winstar LLC	931 Heavy Eq...	1201 · From m...		10.00	-2,290,540.00
Invoice	08/31/2017	1708...	Navitas Winstar LLC	931 Tools & E...	1201 · From m...		12.00	-2,290,552.00
Invoice	08/31/2017	1708...	Navitas Winstar LLC	931 Office Eq...	1201 · From m...		15.00	-2,290,567.00
Invoice	08/31/2017	1708...	Navitas Winstar LLC	931 Meters	1201 · From m...		33.00	-2,290,600.00
Invoice	08/31/2017	1708T...	Navitas TN NG LLC	874 Mains & ...	1201 · From m...		5,148.00	-2,295,748.00
Invoice	08/31/2017	1708T...	Navitas TN NG LLC	887 Maintena...	1201 · From m...		670.00	-2,296,418.00
Invoice	08/31/2017	1708T...	Navitas TN NG LLC	893 Maintena...	1201 · From m...		992.00	-2,297,410.00
Invoice	08/31/2017	1708T...	Navitas TN NG LLC	903 Customer...	1201 · From m...		650.00	-2,298,060.00
Invoice	08/31/2017	1708T...	Navitas TN NG LLC	908 Customer...	1201 · From m...		1,128.00	-2,299,188.00
Invoice	08/31/2017	1708T...	Navitas TN NG LLC	920 Administr...	1201 · From m...		7,605.00	-2,306,793.00
Invoice	08/31/2017	1708T...	Navitas TN NG LLC	921 Office Su...	1201 · From m...		2,216.00	-2,309,009.00
Invoice	08/31/2017	1708T...	Navitas TN NG LLC	923 Outside ...	1201 · From m...		2,915.00	-2,311,924.00
Invoice	08/31/2017	1708T...	Navitas TN NG LLC	924 Insurance	1201 · From m...		1,287.00	-2,313,211.00
Invoice	08/31/2017	1708T...	Navitas TN NG LLC	925 Safety & ...	1201 · From m...		64.00	-2,313,275.00
Invoice	08/31/2017	1708T...	Navitas TN NG LLC	926 Employe...	1201 · From m...		4,143.00	-2,317,418.00

Navitas Utility Corporation
General Ledger
As of December 31, 2017

Type	Date	Num	Name	Memo	Split	Debit	Credit	Balance
Invoice	08/31/2017	1708T...	Navitas TN NG LLC	931 Rents	1201 · From m...		717.00	-2,318,135.00
Invoice	08/31/2017	1708T...	Navitas TN NG LLC	932 Maintena...	1201 · From m...		41.00	-2,318,176.00
Invoice	08/31/2017	1708T...	Navitas TN NG LLC	931 Pickups	1201 · From m...		486.00	-2,318,662.00
Invoice	08/31/2017	1708T...	Navitas TN NG LLC	931 Tools & E...	1201 · From m...		342.00	-2,319,004.00
Invoice	08/31/2017	1708T...	Navitas TN NG LLC	931 Office Eq...	1201 · From m...		399.00	-2,319,403.00
Invoice	08/31/2017	1708T...	Navitas TN NG LLC	931 Meters	1201 · From m...		899.00	-2,320,302.00
Invoice	08/31/2017	1708K...	Navitas KY NG LLC	874 Mains & ...	1201 · From m...		2,619.00	-2,322,921.00
Invoice	08/31/2017	1708K...	Navitas KY NG LLC	887 Maintena...	1201 · From m...		14.00	-2,322,935.00
Invoice	08/31/2017	1708K...	Navitas KY NG LLC	893 Maintena...	1201 · From m...		278.00	-2,323,213.00
Invoice	08/31/2017	1708K...	Navitas KY NG LLC	903 Customer...	1201 · From m...		159.00	-2,323,372.00
Invoice	08/31/2017	1708K...	Navitas KY NG LLC	908 Customer...	1201 · From m...		316.00	-2,323,688.00
Invoice	08/31/2017	1708K...	Navitas KY NG LLC	920 Administr...	1201 · From m...		2,129.00	-2,325,817.00
Invoice	08/31/2017	1708K...	Navitas KY NG LLC	921 Office Su...	1201 · From m...		275.00	-2,326,092.00
Invoice	08/31/2017	1708K...	Navitas KY NG LLC	923 Outside ...	1201 · From m...		728.00	-2,326,820.00
Invoice	08/31/2017	1708K...	Navitas KY NG LLC	924 Insurance	1201 · From m...		360.00	-2,327,180.00
Invoice	08/31/2017	1708K...	Navitas KY NG LLC	925 Safety & ...	1201 · From m...		18.00	-2,327,198.00
Invoice	08/31/2017	1708K...	Navitas KY NG LLC	926 Employe...	1201 · From m...		1,160.00	-2,328,358.00
Invoice	08/31/2017	1708K...	Navitas KY NG LLC	931 Rents	1201 · From m...		201.00	-2,328,559.00
Invoice	08/31/2017	1708K...	Navitas KY NG LLC	932 Maintena...	1201 · From m...		12.00	-2,328,571.00
Invoice	08/31/2017	1708K...	Navitas KY NG LLC	931 Tools & E...	1201 · From m...		96.00	-2,328,667.00
Invoice	08/31/2017	1708K...	Navitas KY NG LLC	931 Office Eq...	1201 · From m...		112.00	-2,328,779.00
Invoice	08/31/2017	1708K...	Navitas KY NG LLC	931 Meters	1201 · From m...		252.00	-2,329,031.00
Invoice	08/31/2017	1708T...	Navitas Utility TX, LLC	874 Mains & ...	1201 · From m...		394.00	-2,329,425.00
Invoice	08/31/2017	1708T...	Navitas Utility TX, LLC	887 Maintena...	1201 · From m...		976.00	-2,330,401.00
Invoice	08/31/2017	1708T...	Navitas Utility TX, LLC	893 Maintena...	1201 · From m...	0.00		-2,330,401.00
Invoice	08/31/2017	1708T...	Navitas Utility TX, LLC	903 Customer...	1201 · From m...	0.00		-2,330,401.00
Invoice	08/31/2017	1708T...	Navitas Utility TX, LLC	908 Customer...	1201 · From m...	0.00		-2,330,401.00
Invoice	08/31/2017	1708T...	Navitas Utility TX, LLC	920 Administr...	1201 · From m...	0.00		-2,330,401.00
Invoice	08/31/2017	1708T...	Navitas Utility TX, LLC	921 Office Su...	1201 · From m...		204.00	-2,330,605.00
Invoice	08/31/2017	1708T...	Navitas Utility TX, LLC	923 Outside ...	1201 · From m...	0.00		-2,330,605.00
Invoice	08/31/2017	1708T...	Navitas Utility TX, LLC	924 Insurance	1201 · From m...	0.00		-2,330,605.00
Invoice	08/31/2017	1708T...	Navitas Utility TX, LLC	925 Safety & ...	1201 · From m...	0.00		-2,330,605.00
Invoice	08/31/2017	1708T...	Navitas Utility TX, LLC	926 Employe...	1201 · From m...	0.00		-2,330,605.00
Invoice	08/31/2017	1708T...	Navitas Utility TX, LLC	931 Rents	1201 · From m...	0.00		-2,330,605.00
Invoice	08/31/2017	1708T...	Navitas Utility TX, LLC	932 Maintena...	1201 · From m...	0.00		-2,330,605.00
Invoice	08/31/2017	1708T...	Navitas Utility TX, LLC	931 Tools & E...	1201 · From m...	0.00		-2,330,605.00
Invoice	08/31/2017	1708T...	Navitas Utility TX, LLC	931 Office Eq...	1201 · From m...	0.00		-2,330,605.00
Invoice	08/31/2017	1708T...	Navitas Utility TX, LLC	931 Meters	1201 · From m...	0.00		-2,330,605.00
Invoice	09/30/2017	1709F...	Fort Cobb Fuel Auth...	874 Mains & ...	1201 · From m...		32,298.00	-2,362,903.00
Invoice	09/30/2017	1709F...	Fort Cobb Fuel Auth...	887 Maintena...	1201 · From m...		5,898.00	-2,368,801.00
Invoice	09/30/2017	1709F...	Fort Cobb Fuel Auth...	893 Maintena...	1201 · From m...		4,017.00	-2,372,818.00
Invoice	09/30/2017	1709F...	Fort Cobb Fuel Auth...	903 Customer...	1201 · From m...		2,233.00	-2,375,051.00
Invoice	09/30/2017	1709F...	Fort Cobb Fuel Auth...	908 Customer...	1201 · From m...		10,955.00	-2,386,006.00
Invoice	09/30/2017	1709F...	Fort Cobb Fuel Auth...	920 Administr...	1201 · From m...		25,586.00	-2,411,592.00
Invoice	09/30/2017	1709F...	Fort Cobb Fuel Auth...	921 Office Su...	1201 · From m...		6,062.00	-2,417,654.00
Invoice	09/30/2017	1709F...	Fort Cobb Fuel Auth...	923 Outside ...	1201 · From m...		6,004.00	-2,423,658.00
Invoice	09/30/2017	1709F...	Fort Cobb Fuel Auth...	924 Insurance	1201 · From m...		3,501.00	-2,427,159.00
Invoice	09/30/2017	1709F...	Fort Cobb Fuel Auth...	925 Safety & ...	1201 · From m...		78.00	-2,427,237.00
Invoice	09/30/2017	1709F...	Fort Cobb Fuel Auth...	926 Employe...	1201 · From m...		15,602.00	-2,442,839.00

Navitas Utility Corporation
General Ledger
As of December 31, 2017

Type	Date	Num	Name	Memo	Split	Debit	Credit	Balance
Invoice	09/30/2017	1709F...	Fort Cobb Fuel Auth...	931 Rents	1201 · From m...		894.00	-2,443,733.00
Invoice	09/30/2017	1709F...	Fort Cobb Fuel Auth...	932 Maintena...	1201 · From m...		169.00	-2,443,902.00
Invoice	09/30/2017	1709F...	Fort Cobb Fuel Auth...	931 Pickups	1201 · From m...		4,497.00	-2,448,399.00
Invoice	09/30/2017	1709F...	Fort Cobb Fuel Auth...	931 Trucks	1201 · From m...		510.00	-2,448,909.00
Invoice	09/30/2017	1709F...	Fort Cobb Fuel Auth...	931 Heavy Eq...	1201 · From m...		926.00	-2,449,835.00
Invoice	09/30/2017	1709F...	Fort Cobb Fuel Auth...	931 Tools & E...	1201 · From m...		1,155.00	-2,450,990.00
Invoice	09/30/2017	1709F...	Fort Cobb Fuel Auth...	931 Office Eq...	1201 · From m...		1,349.00	-2,452,339.00
Invoice	09/30/2017	1709F...	Fort Cobb Fuel Auth...	931 Meters	1201 · From m...		3,037.00	-2,455,376.00
Invoice	09/30/2017	1709F...	Fort Cobb Fuel Auth...	874 Mains & ...	1201 · From m...		36,012.00	-2,491,388.00
Invoice	09/30/2017	1709F...	Fort Cobb Fuel Auth...	887 Maintena...	1201 · From m...		6,576.00	-2,497,964.00
Invoice	09/30/2017	1709F...	Fort Cobb Fuel Auth...	893 Maintena...	1201 · From m...		4,479.00	-2,502,443.00
Invoice	09/30/2017	1709F...	Fort Cobb Fuel Auth...	903 Customer...	1201 · From m...		2,490.00	-2,504,933.00
Invoice	09/30/2017	1709F...	Fort Cobb Fuel Auth...	908 Customer...	1201 · From m...		12,214.00	-2,517,147.00
Invoice	09/30/2017	1709F...	Fort Cobb Fuel Auth...	920 Administr...	1201 · From m...		28,527.00	-2,545,674.00
Invoice	09/30/2017	1709F...	Fort Cobb Fuel Auth...	921 Office Su...	1201 · From m...		6,759.00	-2,552,433.00
Invoice	09/30/2017	1709F...	Fort Cobb Fuel Auth...	923 Outside ...	1201 · From m...		6,695.00	-2,559,128.00
Invoice	09/30/2017	1709F...	Fort Cobb Fuel Auth...	924 Insurance	1201 · From m...		3,904.00	-2,563,032.00
Invoice	09/30/2017	1709F...	Fort Cobb Fuel Auth...	925 Safety & ...	1201 · From m...		87.00	-2,563,119.00
Invoice	09/30/2017	1709F...	Fort Cobb Fuel Auth...	926 Employe...	1201 · From m...		17,395.00	-2,580,514.00
Invoice	09/30/2017	1709F...	Fort Cobb Fuel Auth...	931 Rents	1201 · From m...		997.00	-2,581,511.00
Invoice	09/30/2017	1709F...	Fort Cobb Fuel Auth...	932 Maintena...	1201 · From m...		189.00	-2,581,700.00
Invoice	09/30/2017	1709F...	Fort Cobb Fuel Auth...	931 Pickups	1201 · From m...		5,014.00	-2,586,714.00
Invoice	09/30/2017	1709F...	Fort Cobb Fuel Auth...	931 Trucks	1201 · From m...		569.00	-2,587,283.00
Invoice	09/30/2017	1709F...	Fort Cobb Fuel Auth...	931 Heavy Eq...	1201 · From m...		1,033.00	-2,588,316.00
Invoice	09/30/2017	1709F...	Fort Cobb Fuel Auth...	931 Tools & E...	1201 · From m...		1,288.00	-2,589,604.00
Invoice	09/30/2017	1709F...	Fort Cobb Fuel Auth...	931 Office Eq...	1201 · From m...		1,504.00	-2,591,108.00
Invoice	09/30/2017	1709F...	Fort Cobb Fuel Auth...	931 Meters	1201 · From m...		3,387.00	-2,594,495.00
Invoice	09/30/2017	1709N...	Navitas OK3, LLC	874 Mains & ...	1201 · From m...		2,892.00	-2,597,387.00
Invoice	09/30/2017	1709N...	Navitas OK3, LLC	887 Maintena...	1201 · From m...		512.00	-2,597,899.00
Invoice	09/30/2017	1709N...	Navitas OK3, LLC	893 Maintena...	1201 · From m...		349.00	-2,598,248.00
Invoice	09/30/2017	1709N...	Navitas OK3, LLC	894 Maintena...	1201 · From m...		4,795.00	-2,603,043.00
Invoice	09/30/2017	1709N...	Navitas OK3, LLC	903 Customer...	1201 · From m...		194.00	-2,603,237.00
Invoice	09/30/2017	1709N...	Navitas OK3, LLC	908 Customer...	1201 · From m...		951.00	-2,604,188.00
Invoice	09/30/2017	1709N...	Navitas OK3, LLC	920 Administr...	1201 · From m...		2,221.00	-2,606,409.00
Invoice	09/30/2017	1709N...	Navitas OK3, LLC	921 Office Su...	1201 · From m...		526.00	-2,606,935.00
Invoice	09/30/2017	1709N...	Navitas OK3, LLC	923 Outside ...	1201 · From m...		521.00	-2,607,456.00
Invoice	09/30/2017	1709N...	Navitas OK3, LLC	924 Insurance	1201 · From m...		304.00	-2,607,760.00
Invoice	09/30/2017	1709N...	Navitas OK3, LLC	925 Safety & ...	1201 · From m...		7.00	-2,607,767.00
Invoice	09/30/2017	1709N...	Navitas OK3, LLC	926 Employe...	1201 · From m...		1,355.00	-2,609,122.00
Invoice	09/30/2017	1709N...	Navitas OK3, LLC	931 Rents	1201 · From m...		78.00	-2,609,200.00
Invoice	09/30/2017	1709N...	Navitas OK3, LLC	932 Maintena...	1201 · From m...		15.00	-2,609,215.00
Invoice	09/30/2017	1709N...	Navitas OK3, LLC	931 Pickups	1201 · From m...		390.00	-2,609,605.00
Invoice	09/30/2017	1709N...	Navitas OK3, LLC	931 Trucks	1201 · From m...		44.00	-2,609,649.00
Invoice	09/30/2017	1709N...	Navitas OK3, LLC	931 Heavy Eq...	1201 · From m...		80.00	-2,609,729.00
Invoice	09/30/2017	1709N...	Navitas OK3, LLC	931 Tools & E...	1201 · From m...		100.00	-2,609,829.00
Invoice	09/30/2017	1709N...	Navitas OK3, LLC	931 Office Eq...	1201 · From m...		117.00	-2,609,946.00
Invoice	09/30/2017	1709N...	Navitas OK3, LLC	931 Meters	1201 · From m...		264.00	-2,610,210.00
Invoice	09/30/2017	1709...	Navitas Winstar LLC	874 Mains & ...	1201 · From m...		2,500.00	-2,612,710.00
Invoice	09/30/2017	1709...	Navitas Winstar LLC	887 Maintena...	1201 · From m...		64.00	-2,612,774.00

Navitas Utility Corporation
General Ledger
As of December 31, 2017

Type	Date	Num	Name	Memo	Split	Debit	Credit	Balance
Invoice	09/30/2017	1709...	Navitas Winstar LLC	893 Maintena...	1201 · From m...		43.00	-2,612,817.00
Invoice	09/30/2017	1709...	Navitas Winstar LLC	903 Customer...	1201 · From m...		24.00	-2,612,841.00
Invoice	09/30/2017	1709...	Navitas Winstar LLC	908 Customer...	1201 · From m...		118.00	-2,612,959.00
Invoice	09/30/2017	1709...	Navitas Winstar LLC	920 Administr...	1201 · From m...		276.00	-2,613,235.00
Invoice	09/30/2017	1709...	Navitas Winstar LLC	921 Office Su...	1201 · From m...		65.00	-2,613,300.00
Invoice	09/30/2017	1709...	Navitas Winstar LLC	923 Outside ...	1201 · From m...		65.00	-2,613,365.00
Invoice	09/30/2017	1709...	Navitas Winstar LLC	924 Insurance	1201 · From m...		38.00	-2,613,403.00
Invoice	09/30/2017	1709...	Navitas Winstar LLC	925 Safety & ...	1201 · From m...		1.00	-2,613,404.00
Invoice	09/30/2017	1709...	Navitas Winstar LLC	926 Employe...	1201 · From m...		168.00	-2,613,572.00
Invoice	09/30/2017	1709...	Navitas Winstar LLC	931 Rents	1201 · From m...		10.00	-2,613,582.00
Invoice	09/30/2017	1709...	Navitas Winstar LLC	932 Maintena...	1201 · From m...		2.00	-2,613,584.00
Invoice	09/30/2017	1709...	Navitas Winstar LLC	931 Pickups	1201 · From m...		48.00	-2,613,632.00
Invoice	09/30/2017	1709...	Navitas Winstar LLC	931 Trucks	1201 · From m...		6.00	-2,613,638.00
Invoice	09/30/2017	1709...	Navitas Winstar LLC	931 Heavy Eq...	1201 · From m...		10.00	-2,613,648.00
Invoice	09/30/2017	1709...	Navitas Winstar LLC	931 Tools & E...	1201 · From m...		12.00	-2,613,660.00
Invoice	09/30/2017	1709...	Navitas Winstar LLC	931 Office Eq...	1201 · From m...		15.00	-2,613,675.00
Invoice	09/30/2017	1709...	Navitas Winstar LLC	931 Meters	1201 · From m...		33.00	-2,613,708.00
Invoice	09/30/2017	1709T...	Navitas TN NG LLC	874 Mains & ...	1201 · From m...		7,948.00	-2,621,656.00
Invoice	09/30/2017	1709T...	Navitas TN NG LLC	887 Maintena...	1201 · From m...	0.00		-2,621,656.00
Invoice	09/30/2017	1709T...	Navitas TN NG LLC	893 Maintena...	1201 · From m...		1,188.00	-2,622,844.00
Invoice	09/30/2017	1709T...	Navitas TN NG LLC	903 Customer...	1201 · From m...		606.00	-2,623,450.00
Invoice	09/30/2017	1709T...	Navitas TN NG LLC	908 Customer...	1201 · From m...		1,618.00	-2,625,068.00
Invoice	09/30/2017	1709T...	Navitas TN NG LLC	920 Administr...	1201 · From m...		7,567.00	-2,632,635.00
Invoice	09/30/2017	1709T...	Navitas TN NG LLC	921 Office Su...	1201 · From m...		2,282.00	-2,634,917.00
Invoice	09/30/2017	1709T...	Navitas TN NG LLC	923 Outside ...	1201 · From m...		3,061.00	-2,637,978.00
Invoice	09/30/2017	1709T...	Navitas TN NG LLC	924 Insurance	1201 · From m...		1,036.00	-2,639,014.00
Invoice	09/30/2017	1709T...	Navitas TN NG LLC	925 Safety & ...	1201 · From m...		23.00	-2,639,037.00
Invoice	09/30/2017	1709T...	Navitas TN NG LLC	926 Employe...	1201 · From m...		4,614.00	-2,643,651.00
Invoice	09/30/2017	1709T...	Navitas TN NG LLC	931 Rents	1201 · From m...		264.00	-2,643,915.00
Invoice	09/30/2017	1709T...	Navitas TN NG LLC	932 Maintena...	1201 · From m...		50.00	-2,643,965.00
Invoice	09/30/2017	1709T...	Navitas TN NG LLC	931 Pickups	1201 · From m...		486.00	-2,644,451.00
Invoice	09/30/2017	1709T...	Navitas TN NG LLC	931 Tools & E...	1201 · From m...		342.00	-2,644,793.00
Invoice	09/30/2017	1709T...	Navitas TN NG LLC	931 Office Eq...	1201 · From m...		399.00	-2,645,192.00
Invoice	09/30/2017	1709T...	Navitas TN NG LLC	931 Meters	1201 · From m...		898.00	-2,646,090.00
Invoice	09/30/2017	1709K...	Navitas KY NG LLC	874 Mains & ...	1201 · From m...		2,500.00	-2,648,590.00
Invoice	09/30/2017	1709K...	Navitas KY NG LLC	887 Maintena...	1201 · From m...		1,270.00	-2,649,860.00
Invoice	09/30/2017	1709K...	Navitas KY NG LLC	893 Maintena...	1201 · From m...		333.00	-2,650,193.00
Invoice	09/30/2017	1709K...	Navitas KY NG LLC	903 Customer...	1201 · From m...		145.00	-2,650,338.00
Invoice	09/30/2017	1709K...	Navitas KY NG LLC	908 Customer...	1201 · From m...		453.00	-2,650,791.00
Invoice	09/30/2017	1709K...	Navitas KY NG LLC	920 Administr...	1201 · From m...		2,118.00	-2,652,909.00
Invoice	09/30/2017	1709K...	Navitas KY NG LLC	921 Office Su...	1201 · From m...		232.00	-2,653,141.00
Invoice	09/30/2017	1709K...	Navitas KY NG LLC	923 Outside ...	1201 · From m...		797.00	-2,653,938.00
Invoice	09/30/2017	1709K...	Navitas KY NG LLC	924 Insurance	1201 · From m...		290.00	-2,654,228.00
Invoice	09/30/2017	1709K...	Navitas KY NG LLC	925 Safety & ...	1201 · From m...		6.00	-2,654,234.00
Invoice	09/30/2017	1709K...	Navitas KY NG LLC	926 Employe...	1201 · From m...		1,292.00	-2,655,526.00
Invoice	09/30/2017	1709K...	Navitas KY NG LLC	931 Rents	1201 · From m...		74.00	-2,655,600.00
Invoice	09/30/2017	1709K...	Navitas KY NG LLC	932 Maintena...	1201 · From m...		14.00	-2,655,614.00
Invoice	09/30/2017	1709K...	Navitas KY NG LLC	931 Tools & E...	1201 · From m...		96.00	-2,655,710.00
Invoice	09/30/2017	1709K...	Navitas KY NG LLC	931 Office Eq...	1201 · From m...		112.00	-2,655,822.00

Navitas Utility Corporation
General Ledger
As of December 31, 2017

Type	Date	Num	Name	Memo	Split	Debit	Credit	Balance
Invoice	09/30/2017	1709K...	Navitas KY NG LLC	931 Meters	1201 · From m...		251.00	-2,656,073.00
Invoice	09/30/2017	1709T...	Navitas Utility TX, LLC	874 Mains & ...	1201 · From m...		60.00	-2,656,133.00
Invoice	09/30/2017	1709T...	Navitas Utility TX, LLC	887 Maintena...	1201 · From m...		405.00	-2,656,538.00
Invoice	09/30/2017	1709T...	Navitas Utility TX, LLC	893 Maintena...	1201 · From m...		3.00	-2,656,541.00
Invoice	09/30/2017	1709T...	Navitas Utility TX, LLC	903 Customer...	1201 · From m...		1.00	-2,656,542.00
Invoice	09/30/2017	1709T...	Navitas Utility TX, LLC	908 Customer...	1201 · From m...		4.00	-2,656,546.00
Invoice	09/30/2017	1709T...	Navitas Utility TX, LLC	920 Administr...	1201 · From m...		18.00	-2,656,564.00
Invoice	09/30/2017	1709T...	Navitas Utility TX, LLC	921 Office Su...	1201 · From m...		153.00	-2,656,717.00
Invoice	09/30/2017	1709T...	Navitas Utility TX, LLC	923 Outside ...	1201 · From m...		3.00	-2,656,720.00
Invoice	09/30/2017	1709T...	Navitas Utility TX, LLC	924 Insurance	1201 · From m...		2.00	-2,656,722.00
Invoice	09/30/2017	1709T...	Navitas Utility TX, LLC	925 Safety & ...	1201 · From m...	0.00		-2,656,722.00
Invoice	09/30/2017	1709T...	Navitas Utility TX, LLC	926 Employe...	1201 · From m...		11.00	-2,656,733.00
Invoice	09/30/2017	1709T...	Navitas Utility TX, LLC	930 Misc Gen...	1201 · From m...	0.00		-2,656,733.00
Invoice	09/30/2017	1709T...	Navitas Utility TX, LLC	931 Rents	1201 · From m...		1.00	-2,656,734.00
Invoice	09/30/2017	1709T...	Navitas Utility TX, LLC	932 Maintena...	1201 · From m...	0.00		-2,656,734.00
Invoice	09/30/2017	1709T...	Navitas Utility TX, LLC	931 Tools & E...	1201 · From m...		1.00	-2,656,735.00
Invoice	09/30/2017	1709T...	Navitas Utility TX, LLC	931 Office Eq...	1201 · From m...		1.00	-2,656,736.00
Invoice	09/30/2017	1709T...	Navitas Utility TX, LLC	931 Meters	1201 · From m...		2.00	-2,656,738.00
Invoice	10/31/2017	1710F...	Fort Cobb Fuel Auth...	874 Mains & ...	1201 · From m...		20,894.00	-2,677,632.00
Invoice	10/31/2017	1710F...	Fort Cobb Fuel Auth...	887 Maintena...	1201 · From m...		3,986.00	-2,681,618.00
Invoice	10/31/2017	1710F...	Fort Cobb Fuel Auth...	893 Maintena...	1201 · From m...		3,332.00	-2,684,950.00
Invoice	10/31/2017	1710F...	Fort Cobb Fuel Auth...	903 Customer...	1201 · From m...		1,943.00	-2,686,893.00
Invoice	10/31/2017	1710F...	Fort Cobb Fuel Auth...	908 Customer...	1201 · From m...		7,345.00	-2,694,238.00
Invoice	10/31/2017	1710F...	Fort Cobb Fuel Auth...	920 Administr...	1201 · From m...		24,800.00	-2,719,038.00
Invoice	10/31/2017	1710F...	Fort Cobb Fuel Auth...	921 Office Su...	1201 · From m...		6,919.00	-2,725,957.00
Invoice	10/31/2017	1710F...	Fort Cobb Fuel Auth...	923 Outside ...	1201 · From m...		6,619.00	-2,732,576.00
Invoice	10/31/2017	1710F...	Fort Cobb Fuel Auth...	924 Insurance	1201 · From m...		3,857.00	-2,736,433.00
Invoice	10/31/2017	1710F...	Fort Cobb Fuel Auth...	925 Safety & ...	1201 · From m...		11.00	-2,736,444.00
Invoice	10/31/2017	1710F...	Fort Cobb Fuel Auth...	926 Employe...	1201 · From m...		14,186.00	-2,750,630.00
Invoice	10/31/2017	1710F...	Fort Cobb Fuel Auth...	931 Rents	1201 · From m...		564.00	-2,751,194.00
Invoice	10/31/2017	1710F...	Fort Cobb Fuel Auth...	932 Maintena...	1201 · From m...		208.00	-2,751,402.00
Invoice	10/31/2017	1710F...	Fort Cobb Fuel Auth...	931 Pickups	1201 · From m...		4,497.00	-2,755,899.00
Invoice	10/31/2017	1710F...	Fort Cobb Fuel Auth...	931 Trucks	1201 · From m...		510.00	-2,756,409.00
Invoice	10/31/2017	1710F...	Fort Cobb Fuel Auth...	931 Heavy Eq...	1201 · From m...		926.00	-2,757,335.00
Invoice	10/31/2017	1710F...	Fort Cobb Fuel Auth...	931 Tools & E...	1201 · From m...		1,155.00	-2,758,490.00
Invoice	10/31/2017	1710F...	Fort Cobb Fuel Auth...	931 Office Eq...	1201 · From m...		1,349.00	-2,759,839.00
Invoice	10/31/2017	1710F...	Fort Cobb Fuel Auth...	931 Meters	1201 · From m...		3,037.00	-2,762,876.00
Invoice	10/31/2017	1710F...	Fort Cobb Fuel Auth...	874 Mains & ...	1201 · From m...		23,296.00	-2,786,172.00
Invoice	10/31/2017	1710F...	Fort Cobb Fuel Auth...	887 Maintena...	1201 · From m...		4,445.00	-2,790,617.00
Invoice	10/31/2017	1710F...	Fort Cobb Fuel Auth...	893 Maintena...	1201 · From m...		3,715.00	-2,794,332.00
Invoice	10/31/2017	1710F...	Fort Cobb Fuel Auth...	903 Customer...	1201 · From m...		2,167.00	-2,796,499.00
Invoice	10/31/2017	1710F...	Fort Cobb Fuel Auth...	908 Customer...	1201 · From m...		8,190.00	-2,804,689.00
Invoice	10/31/2017	1710F...	Fort Cobb Fuel Auth...	920 Administr...	1201 · From m...		27,651.00	-2,832,340.00
Invoice	10/31/2017	1710F...	Fort Cobb Fuel Auth...	921 Office Su...	1201 · From m...		7,715.00	-2,840,055.00
Invoice	10/31/2017	1710F...	Fort Cobb Fuel Auth...	923 Outside ...	1201 · From m...		7,380.00	-2,847,435.00
Invoice	10/31/2017	1710F...	Fort Cobb Fuel Auth...	924 Insurance	1201 · From m...		4,301.00	-2,851,736.00
Invoice	10/31/2017	1710F...	Fort Cobb Fuel Auth...	925 Safety & ...	1201 · From m...		12.00	-2,851,748.00
Invoice	10/31/2017	1710F...	Fort Cobb Fuel Auth...	926 Employe...	1201 · From m...		15,817.00	-2,867,565.00
Invoice	10/31/2017	1710F...	Fort Cobb Fuel Auth...	931 Rents	1201 · From m...		629.00	-2,868,194.00

Navitas Utility Corporation
General Ledger
As of December 31, 2017

Type	Date	Num	Name	Memo	Split	Debit	Credit	Balance
Invoice	10/31/2017	1710F...	Fort Cobb Fuel Auth...	932 Maintena...	1201 · From m...		232.00	-2,868,426.00
Invoice	10/31/2017	1710F...	Fort Cobb Fuel Auth...	931 Pickups	1201 · From m...		5,014.00	-2,873,440.00
Invoice	10/31/2017	1710F...	Fort Cobb Fuel Auth...	931 Trucks	1201 · From m...		569.00	-2,874,009.00
Invoice	10/31/2017	1710F...	Fort Cobb Fuel Auth...	931 Heavy Eq...	1201 · From m...		1,033.00	-2,875,042.00
Invoice	10/31/2017	1710F...	Fort Cobb Fuel Auth...	931 Tools & E...	1201 · From m...		1,288.00	-2,876,330.00
Invoice	10/31/2017	1710F...	Fort Cobb Fuel Auth...	931 Office Eq...	1201 · From m...		1,504.00	-2,877,834.00
Invoice	10/31/2017	1710F...	Fort Cobb Fuel Auth...	931 Meters	1201 · From m...		3,387.00	-2,881,221.00
Invoice	10/31/2017	1710N...	Navitas OK3, LLC	874 Mains & ...	1201 · From m...		2,500.00	-2,883,721.00
Invoice	10/31/2017	1710N...	Navitas OK3, LLC	887 Maintena...	1201 · From m...		346.00	-2,884,067.00
Invoice	10/31/2017	1710N...	Navitas OK3, LLC	893 Maintena...	1201 · From m...		289.00	-2,884,356.00
Invoice	10/31/2017	1710N...	Navitas OK3, LLC	894 Maintena...	1201 · From m...		3,051.00	-2,887,407.00
Invoice	10/31/2017	1710N...	Navitas OK3, LLC	903 Customer...	1201 · From m...		169.00	-2,887,576.00
Invoice	10/31/2017	1710N...	Navitas OK3, LLC	908 Customer...	1201 · From m...		638.00	-2,888,214.00
Invoice	10/31/2017	1710N...	Navitas OK3, LLC	920 Administr...	1201 · From m...		2,153.00	-2,890,367.00
Invoice	10/31/2017	1710N...	Navitas OK3, LLC	921 Office Su...	1201 · From m...		601.00	-2,890,968.00
Invoice	10/31/2017	1710N...	Navitas OK3, LLC	923 Outside ...	1201 · From m...		575.00	-2,891,543.00
Invoice	10/31/2017	1710N...	Navitas OK3, LLC	924 Insurance	1201 · From m...		335.00	-2,891,878.00
Invoice	10/31/2017	1710N...	Navitas OK3, LLC	925 Safety & ...	1201 · From m...		1.00	-2,891,879.00
Invoice	10/31/2017	1710N...	Navitas OK3, LLC	926 Employe...	1201 · From m...		1,232.00	-2,893,111.00
Invoice	10/31/2017	1710N...	Navitas OK3, LLC	931 Rents	1201 · From m...		49.00	-2,893,160.00
Invoice	10/31/2017	1710N...	Navitas OK3, LLC	932 Maintena...	1201 · From m...		18.00	-2,893,178.00
Invoice	10/31/2017	1710N...	Navitas OK3, LLC	931 Pickups	1201 · From m...		390.00	-2,893,568.00
Invoice	10/31/2017	1710N...	Navitas OK3, LLC	931 Trucks	1201 · From m...		44.00	-2,893,612.00
Invoice	10/31/2017	1710N...	Navitas OK3, LLC	931 Heavy Eq...	1201 · From m...		80.00	-2,893,692.00
Invoice	10/31/2017	1710N...	Navitas OK3, LLC	931 Tools & E...	1201 · From m...		100.00	-2,893,792.00
Invoice	10/31/2017	1710N...	Navitas OK3, LLC	931 Office Eq...	1201 · From m...		117.00	-2,893,909.00
Invoice	10/31/2017	1710N...	Navitas OK3, LLC	931 Meters	1201 · From m...		264.00	-2,894,173.00
Invoice	10/31/2017	1710...	Navitas Winstar LLC	874 Mains & ...	1201 · From m...		2,500.00	-2,896,673.00
Invoice	10/31/2017	1710...	Navitas Winstar LLC	887 Maintena...	1201 · From m...		43.00	-2,896,716.00
Invoice	10/31/2017	1710...	Navitas Winstar LLC	893 Maintena...	1201 · From m...		36.00	-2,896,752.00
Invoice	10/31/2017	1710...	Navitas Winstar LLC	903 Customer...	1201 · From m...		21.00	-2,896,773.00
Invoice	10/31/2017	1710...	Navitas Winstar LLC	908 Customer...	1201 · From m...		79.00	-2,896,852.00
Invoice	10/31/2017	1710...	Navitas Winstar LLC	920 Administr...	1201 · From m...		267.00	-2,897,119.00
Invoice	10/31/2017	1710...	Navitas Winstar LLC	921 Office Su...	1201 · From m...		75.00	-2,897,194.00
Invoice	10/31/2017	1710...	Navitas Winstar LLC	923 Outside ...	1201 · From m...		71.00	-2,897,265.00
Invoice	10/31/2017	1710...	Navitas Winstar LLC	924 Insurance	1201 · From m...		42.00	-2,897,307.00
Invoice	10/31/2017	1710...	Navitas Winstar LLC	925 Safety & ...	1201 · From m...	0.00		-2,897,307.00
Invoice	10/31/2017	1710...	Navitas Winstar LLC	926 Employe...	1201 · From m...		153.00	-2,897,460.00
Invoice	10/31/2017	1710...	Navitas Winstar LLC	931 Rents	1201 · From m...		6.00	-2,897,466.00
Invoice	10/31/2017	1710...	Navitas Winstar LLC	932 Maintena...	1201 · From m...		2.00	-2,897,468.00
Invoice	10/31/2017	1710...	Navitas Winstar LLC	931 Pickups	1201 · From m...		48.00	-2,897,516.00
Invoice	10/31/2017	1710...	Navitas Winstar LLC	931 Trucks	1201 · From m...		6.00	-2,897,522.00
Invoice	10/31/2017	1710...	Navitas Winstar LLC	931 Heavy Eq...	1201 · From m...		10.00	-2,897,532.00
Invoice	10/31/2017	1710...	Navitas Winstar LLC	931 Tools & E...	1201 · From m...		12.00	-2,897,544.00
Invoice	10/31/2017	1710...	Navitas Winstar LLC	931 Office Eq...	1201 · From m...		15.00	-2,897,559.00
Invoice	10/31/2017	1710...	Navitas Winstar LLC	931 Meters	1201 · From m...		33.00	-2,897,592.00
Invoice	10/31/2017	1710T...	Navitas TN NG LLC	874 Mains & ...	1201 · From m...		5,140.00	-2,902,732.00
Invoice	10/31/2017	1710T...	Navitas TN NG LLC	887 Maintena...	1201 · From m...	0.00		-2,902,732.00
Invoice	10/31/2017	1710T...	Navitas TN NG LLC	893 Maintena...	1201 · From m...		985.00	-2,903,717.00

Navitas Utility Corporation
General Ledger
As of December 31, 2017

Type	Date	Num	Name	Memo	Split	Debit	Credit	Balance
Invoice	10/31/2017	1710T...	Navitas TN NG LLC	903 Customer...	1201 · From m...		533.00	-2,904,250.00
Invoice	10/31/2017	1710T...	Navitas TN NG LLC	908 Customer...	1201 · From m...		1,130.00	-2,905,380.00
Invoice	10/31/2017	1710T...	Navitas TN NG LLC	920 Administr...	1201 · From m...		7,335.00	-2,912,715.00
Invoice	10/31/2017	1710T...	Navitas TN NG LLC	921 Office Su...	1201 · From m...		2,979.00	-2,915,694.00
Invoice	10/31/2017	1710T...	Navitas TN NG LLC	923 Outside ...	1201 · From m...		2,875.00	-2,918,569.00
Invoice	10/31/2017	1710T...	Navitas TN NG LLC	924 Insurance	1201 · From m...		1,141.00	-2,919,710.00
Invoice	10/31/2017	1710T...	Navitas TN NG LLC	925 Safety & ...	1201 · From m...		3.00	-2,919,713.00
Invoice	10/31/2017	1710T...	Navitas TN NG LLC	926 Employe...	1201 · From m...		4,196.00	-2,923,909.00
Invoice	10/31/2017	1710T...	Navitas TN NG LLC	931 Rents	1201 · From m...		167.00	-2,924,076.00
Invoice	10/31/2017	1710T...	Navitas TN NG LLC	932 Maintena...	1201 · From m...		61.00	-2,924,137.00
Invoice	10/31/2017	1710T...	Navitas TN NG LLC	931 Pickups	1201 · From m...		486.00	-2,924,623.00
Invoice	10/31/2017	1710T...	Navitas TN NG LLC	931 Tools & E...	1201 · From m...		342.00	-2,924,965.00
Invoice	10/31/2017	1710T...	Navitas TN NG LLC	931 Office Eq...	1201 · From m...		399.00	-2,925,364.00
Invoice	10/31/2017	1710T...	Navitas TN NG LLC	931 Meters	1201 · From m...		898.00	-2,926,262.00
Invoice	10/31/2017	1710K...	Navitas KY NG LLC	874 Mains & ...	1201 · From m...		2,500.00	-2,928,762.00
Invoice	10/31/2017	1710K...	Navitas KY NG LLC	887 Maintena...	1201 · From m...		1,413.00	-2,930,175.00
Invoice	10/31/2017	1710K...	Navitas KY NG LLC	893 Maintena...	1201 · From m...		276.00	-2,930,451.00
Invoice	10/31/2017	1710K...	Navitas KY NG LLC	903 Customer...	1201 · From m...		123.00	-2,930,574.00
Invoice	10/31/2017	1710K...	Navitas KY NG LLC	908 Customer...	1201 · From m...		316.00	-2,930,890.00
Invoice	10/31/2017	1710K...	Navitas KY NG LLC	920 Administr...	1201 · From m...		2,053.00	-2,932,943.00
Invoice	10/31/2017	1710K...	Navitas KY NG LLC	921 Office Su...	1201 · From m...		389.00	-2,933,332.00
Invoice	10/31/2017	1710K...	Navitas KY NG LLC	923 Outside ...	1201 · From m...		350.00	-2,933,682.00
Invoice	10/31/2017	1710K...	Navitas KY NG LLC	924 Insurance	1201 · From m...		319.00	-2,934,001.00
Invoice	10/31/2017	1710K...	Navitas KY NG LLC	925 Safety & ...	1201 · From m...		1.00	-2,934,002.00
Invoice	10/31/2017	1710K...	Navitas KY NG LLC	926 Employe...	1201 · From m...		1,174.00	-2,935,176.00
Invoice	10/31/2017	1710K...	Navitas KY NG LLC	931 Rents	1201 · From m...		47.00	-2,935,223.00
Invoice	10/31/2017	1710K...	Navitas KY NG LLC	932 Maintena...	1201 · From m...		17.00	-2,935,240.00
Invoice	10/31/2017	1710K...	Navitas KY NG LLC	931 Tools & E...	1201 · From m...		96.00	-2,935,336.00
Invoice	10/31/2017	1710K...	Navitas KY NG LLC	931 Office Eq...	1201 · From m...		112.00	-2,935,448.00
Invoice	10/31/2017	1710K...	Navitas KY NG LLC	931 Meters	1201 · From m...		251.00	-2,935,699.00
Invoice	10/31/2017	1710T...	Navitas Utility TX, LLC	874 Mains & ...	1201 · From m...	0.00		-2,935,699.00
Invoice	10/31/2017	1710T...	Navitas Utility TX, LLC	887 Maintena...	1201 · From m...		116.00	-2,935,815.00
Invoice	10/31/2017	1710T...	Navitas Utility TX, LLC	893 Maintena...	1201 · From m...		2.00	-2,935,817.00
Invoice	10/31/2017	1710T...	Navitas Utility TX, LLC	903 Customer...	1201 · From m...		1.00	-2,935,818.00
Invoice	10/31/2017	1710T...	Navitas Utility TX, LLC	908 Customer...	1201 · From m...		3.00	-2,935,821.00
Invoice	10/31/2017	1710T...	Navitas Utility TX, LLC	920 Administr...	1201 · From m...		2,000.00	-2,937,821.00
Invoice	10/31/2017	1710T...	Navitas Utility TX, LLC	921 Office Su...	1201 · From m...		107.00	-2,937,928.00
Invoice	10/31/2017	1710T...	Navitas Utility TX, LLC	923 Outside ...	1201 · From m...		3.00	-2,937,931.00
Invoice	10/31/2017	1710T...	Navitas Utility TX, LLC	924 Insurance	1201 · From m...		3.00	-2,937,934.00
Invoice	10/31/2017	1710T...	Navitas Utility TX, LLC	925 Safety & ...	1201 · From m...	0.00		-2,937,934.00
Invoice	10/31/2017	1710T...	Navitas Utility TX, LLC	926 Employe...	1201 · From m...		1,000.00	-2,938,934.00
Invoice	10/31/2017	1710T...	Navitas Utility TX, LLC	930 Misc Gen...	1201 · From m...	0.00		-2,938,934.00
Invoice	10/31/2017	1710T...	Navitas Utility TX, LLC	931 Rents	1201 · From m...	0.00		-2,938,934.00
Invoice	10/31/2017	1710T...	Navitas Utility TX, LLC	932 Maintena...	1201 · From m...	0.00		-2,938,934.00
Invoice	10/31/2017	1710T...	Navitas Utility TX, LLC	931 Tools & E...	1201 · From m...		1.00	-2,938,935.00
Invoice	10/31/2017	1710T...	Navitas Utility TX, LLC	931 Office Eq...	1201 · From m...		1.00	-2,938,936.00
Invoice	10/31/2017	1710T...	Navitas Utility TX, LLC	931 Meters	1201 · From m...		2.00	-2,938,938.00
Invoice	11/30/2017	1711F...	Fort Cobb Fuel Auth...	874 Mains & ...	1201 · From m...		21,047.00	-2,959,985.00
Invoice	11/30/2017	1711F...	Fort Cobb Fuel Auth...	887 Maintena...	1201 · From m...		3,694.00	-2,963,679.00

Navitas Utility Corporation
General Ledger
As of December 31, 2017

Type	Date	Num	Name	Memo	Split	Debit	Credit	Balance
Invoice	11/30/2017	1711F...	Fort Cobb Fuel Auth...	893 Maintena...	1201 · From m...		3,456.00	-2,967,135.00
Invoice	11/30/2017	1711F...	Fort Cobb Fuel Auth...	903 Customer...	1201 · From m...		2,247.00	-2,969,382.00
Invoice	11/30/2017	1711F...	Fort Cobb Fuel Auth...	908 Customer...	1201 · From m...		7,150.00	-2,976,532.00
Invoice	11/30/2017	1711F...	Fort Cobb Fuel Auth...	920 Administr...	1201 · From m...		23,947.00	-3,000,479.00
Invoice	11/30/2017	1711F...	Fort Cobb Fuel Auth...	921 Office Su...	1201 · From m...		6,984.00	-3,007,463.00
Invoice	11/30/2017	1711F...	Fort Cobb Fuel Auth...	923 Outside ...	1201 · From m...		7,928.00	-3,015,391.00
Invoice	11/30/2017	1711F...	Fort Cobb Fuel Auth...	924 Insurance	1201 · From m...		4,449.00	-3,019,840.00
Invoice	11/30/2017	1711F...	Fort Cobb Fuel Auth...	925 Safety & ...	1201 · From m...		1,159.00	-3,020,999.00
Invoice	11/30/2017	1711F...	Fort Cobb Fuel Auth...	926 Employe...	1201 · From m...		13,870.00	-3,034,869.00
Invoice	11/30/2017	1711F...	Fort Cobb Fuel Auth...	931 Rents	1201 · From m...		564.00	-3,035,433.00
Invoice	11/30/2017	1711F...	Fort Cobb Fuel Auth...	932 Maintena...	1201 · From m...		179.00	-3,035,612.00
Invoice	11/30/2017	1711F...	Fort Cobb Fuel Auth...	931 Pickups	1201 · From m...		4,497.00	-3,040,109.00
Invoice	11/30/2017	1711F...	Fort Cobb Fuel Auth...	931 Trucks	1201 · From m...		510.00	-3,040,619.00
Invoice	11/30/2017	1711F...	Fort Cobb Fuel Auth...	931 Heavy Eq...	1201 · From m...		926.00	-3,041,545.00
Invoice	11/30/2017	1711F...	Fort Cobb Fuel Auth...	931 Tools & E...	1201 · From m...		1,155.00	-3,042,700.00
Invoice	11/30/2017	1711F...	Fort Cobb Fuel Auth...	931 Office Eq...	1201 · From m...		1,349.00	-3,044,049.00
Invoice	11/30/2017	1711F...	Fort Cobb Fuel Auth...	931 Meters	1201 · From m...		3,037.00	-3,047,086.00
Invoice	11/30/2017	1711F...	Fort Cobb Fuel Auth...	874 Mains & ...	1201 · From m...		23,466.00	-3,070,552.00
Invoice	11/30/2017	1711F...	Fort Cobb Fuel Auth...	887 Maintena...	1201 · From m...		4,119.00	-3,074,671.00
Invoice	11/30/2017	1711F...	Fort Cobb Fuel Auth...	893 Maintena...	1201 · From m...		3,854.00	-3,078,525.00
Invoice	11/30/2017	1711F...	Fort Cobb Fuel Auth...	903 Customer...	1201 · From m...		2,506.00	-3,081,031.00
Invoice	11/30/2017	1711F...	Fort Cobb Fuel Auth...	908 Customer...	1201 · From m...		7,972.00	-3,089,003.00
Invoice	11/30/2017	1711F...	Fort Cobb Fuel Auth...	920 Administr...	1201 · From m...		26,700.00	-3,115,703.00
Invoice	11/30/2017	1711F...	Fort Cobb Fuel Auth...	921 Office Su...	1201 · From m...		7,786.00	-3,123,489.00
Invoice	11/30/2017	1711F...	Fort Cobb Fuel Auth...	923 Outside ...	1201 · From m...		8,839.00	-3,132,328.00
Invoice	11/30/2017	1711F...	Fort Cobb Fuel Auth...	924 Insurance	1201 · From m...		4,961.00	-3,137,289.00
Invoice	11/30/2017	1711F...	Fort Cobb Fuel Auth...	925 Safety & ...	1201 · From m...		1,293.00	-3,138,582.00
Invoice	11/30/2017	1711F...	Fort Cobb Fuel Auth...	926 Employe...	1201 · From m...		15,465.00	-3,154,047.00
Invoice	11/30/2017	1711F...	Fort Cobb Fuel Auth...	931 Rents	1201 · From m...		629.00	-3,154,676.00
Invoice	11/30/2017	1711F...	Fort Cobb Fuel Auth...	932 Maintena...	1201 · From m...		199.00	-3,154,875.00
Invoice	11/30/2017	1711F...	Fort Cobb Fuel Auth...	931 Pickups	1201 · From m...		5,014.00	-3,159,889.00
Invoice	11/30/2017	1711F...	Fort Cobb Fuel Auth...	931 Trucks	1201 · From m...		569.00	-3,160,458.00
Invoice	11/30/2017	1711F...	Fort Cobb Fuel Auth...	931 Heavy Eq...	1201 · From m...		1,033.00	-3,161,491.00
Invoice	11/30/2017	1711F...	Fort Cobb Fuel Auth...	931 Tools & E...	1201 · From m...		1,288.00	-3,162,779.00
Invoice	11/30/2017	1711F...	Fort Cobb Fuel Auth...	931 Office Eq...	1201 · From m...		1,504.00	-3,164,283.00
Invoice	11/30/2017	1711F...	Fort Cobb Fuel Auth...	931 Meters	1201 · From m...		3,387.00	-3,167,670.00
Invoice	11/30/2017	1711N...	Navitas OK3, LLC	874 Mains & ...	1201 · From m...		2,500.00	-3,170,170.00
Invoice	11/30/2017	1711N...	Navitas OK3, LLC	887 Maintena...	1201 · From m...		321.00	-3,170,491.00
Invoice	11/30/2017	1711N...	Navitas OK3, LLC	893 Maintena...	1201 · From m...		300.00	-3,170,791.00
Invoice	11/30/2017	1711N...	Navitas OK3, LLC	894 Maintena...	1201 · From m...		3,234.00	-3,174,025.00
Invoice	11/30/2017	1711N...	Navitas OK3, LLC	903 Customer...	1201 · From m...		195.00	-3,174,220.00
Invoice	11/30/2017	1711N...	Navitas OK3, LLC	908 Customer...	1201 · From m...		621.00	-3,174,841.00
Invoice	11/30/2017	1711N...	Navitas OK3, LLC	920 Administr...	1201 · From m...		2,079.00	-3,176,920.00
Invoice	11/30/2017	1711N...	Navitas OK3, LLC	921 Office Su...	1201 · From m...		606.00	-3,177,526.00
Invoice	11/30/2017	1711N...	Navitas OK3, LLC	923 Outside ...	1201 · From m...		688.00	-3,178,214.00
Invoice	11/30/2017	1711N...	Navitas OK3, LLC	924 Insurance	1201 · From m...		386.00	-3,178,600.00
Invoice	11/30/2017	1711N...	Navitas OK3, LLC	925 Safety & ...	1201 · From m...		101.00	-3,178,701.00
Invoice	11/30/2017	1711N...	Navitas OK3, LLC	926 Employe...	1201 · From m...		1,204.00	-3,179,905.00
Invoice	11/30/2017	1711N...	Navitas OK3, LLC	931 Rents	1201 · From m...		49.00	-3,179,954.00

Navitas Utility Corporation
General Ledger
As of December 31, 2017

Type	Date	Num	Name	Memo	Split	Debit	Credit	Balance
Invoice	11/30/2017	1711N...	Navitas OK3, LLC	932 Maintena...	1201 · From m...		16.00	-3,179,970.00
Invoice	11/30/2017	1711N...	Navitas OK3, LLC	931 Pickups	1201 · From m...		390.00	-3,180,360.00
Invoice	11/30/2017	1711N...	Navitas OK3, LLC	931 Trucks	1201 · From m...		44.00	-3,180,404.00
Invoice	11/30/2017	1711N...	Navitas OK3, LLC	931 Heavy Eq...	1201 · From m...		80.00	-3,180,484.00
Invoice	11/30/2017	1711N...	Navitas OK3, LLC	931 Tools & E...	1201 · From m...		100.00	-3,180,584.00
Invoice	11/30/2017	1711N...	Navitas OK3, LLC	931 Office Eq...	1201 · From m...		117.00	-3,180,701.00
Invoice	11/30/2017	1711N...	Navitas OK3, LLC	931 Meters	1201 · From m...		264.00	-3,180,965.00
Invoice	11/30/2017	1711...	Navitas Winstar LLC	874 Mains & ...	1201 · From m...		2,500.00	-3,183,465.00
Invoice	11/30/2017	1711...	Navitas Winstar LLC	887 Maintena...	1201 · From m...		40.00	-3,183,505.00
Invoice	11/30/2017	1711...	Navitas Winstar LLC	893 Maintena...	1201 · From m...		37.00	-3,183,542.00
Invoice	11/30/2017	1711...	Navitas Winstar LLC	903 Customer...	1201 · From m...		24.00	-3,183,566.00
Invoice	11/30/2017	1711...	Navitas Winstar LLC	908 Customer...	1201 · From m...		77.00	-3,183,643.00
Invoice	11/30/2017	1711...	Navitas Winstar LLC	920 Administr...	1201 · From m...		258.00	-3,183,901.00
Invoice	11/30/2017	1711...	Navitas Winstar LLC	921 Office Su...	1201 · From m...		75.00	-3,183,976.00
Invoice	11/30/2017	1711...	Navitas Winstar LLC	923 Outside ...	1201 · From m...		85.00	-3,184,061.00
Invoice	11/30/2017	1711...	Navitas Winstar LLC	924 Insurance	1201 · From m...		48.00	-3,184,109.00
Invoice	11/30/2017	1711...	Navitas Winstar LLC	925 Safety & ...	1201 · From m...		12.00	-3,184,121.00
Invoice	11/30/2017	1711...	Navitas Winstar LLC	926 Employe...	1201 · From m...		149.00	-3,184,270.00
Invoice	11/30/2017	1711...	Navitas Winstar LLC	931 Rents	1201 · From m...		6.00	-3,184,276.00
Invoice	11/30/2017	1711...	Navitas Winstar LLC	932 Maintena...	1201 · From m...		2.00	-3,184,278.00
Invoice	11/30/2017	1711...	Navitas Winstar LLC	931 Pickups	1201 · From m...		48.00	-3,184,326.00
Invoice	11/30/2017	1711...	Navitas Winstar LLC	931 Trucks	1201 · From m...		6.00	-3,184,332.00
Invoice	11/30/2017	1711...	Navitas Winstar LLC	931 Heavy Eq...	1201 · From m...		10.00	-3,184,342.00
Invoice	11/30/2017	1711...	Navitas Winstar LLC	931 Tools & E...	1201 · From m...		12.00	-3,184,354.00
Invoice	11/30/2017	1711...	Navitas Winstar LLC	931 Office Eq...	1201 · From m...		15.00	-3,184,369.00
Invoice	11/30/2017	1711...	Navitas Winstar LLC	931 Meters	1201 · From m...		33.00	-3,184,402.00
Invoice	11/30/2017	1711T...	Navitas TN NG LLC	874 Mains & ...	1201 · From m...		5,027.00	-3,189,429.00
Invoice	11/30/2017	1711T...	Navitas TN NG LLC	887 Maintena...	1201 · From m...		1,149.00	-3,190,578.00
Invoice	11/30/2017	1711T...	Navitas TN NG LLC	893 Maintena...	1201 · From m...		1,022.00	-3,191,600.00
Invoice	11/30/2017	1711T...	Navitas TN NG LLC	903 Customer...	1201 · From m...		612.00	-3,192,212.00
Invoice	11/30/2017	1711T...	Navitas TN NG LLC	908 Customer...	1201 · From m...		1,073.00	-3,193,285.00
Invoice	11/30/2017	1711T...	Navitas TN NG LLC	920 Administr...	1201 · From m...		7,083.00	-3,200,368.00
Invoice	11/30/2017	1711T...	Navitas TN NG LLC	921 Office Su...	1201 · From m...		2,684.00	-3,203,052.00
Invoice	11/30/2017	1711T...	Navitas TN NG LLC	923 Outside ...	1201 · From m...		3,711.00	-3,206,763.00
Invoice	11/30/2017	1711T...	Navitas TN NG LLC	924 Insurance	1201 · From m...		1,316.00	-3,208,079.00
Invoice	11/30/2017	1711T...	Navitas TN NG LLC	925 Safety & ...	1201 · From m...		343.00	-3,208,422.00
Invoice	11/30/2017	1711T...	Navitas TN NG LLC	926 Employe...	1201 · From m...		4,102.00	-3,212,524.00
Invoice	11/30/2017	1711T...	Navitas TN NG LLC	931 Rents	1201 · From m...		167.00	-3,212,691.00
Invoice	11/30/2017	1711T...	Navitas TN NG LLC	932 Maintena...	1201 · From m...		53.00	-3,212,744.00
Invoice	11/30/2017	1711T...	Navitas TN NG LLC	931 Pickups	1201 · From m...		486.00	-3,213,230.00
Invoice	11/30/2017	1711T...	Navitas TN NG LLC	931 Tools & E...	1201 · From m...		342.00	-3,213,572.00
Invoice	11/30/2017	1711T...	Navitas TN NG LLC	931 Office Eq...	1201 · From m...		399.00	-3,213,971.00
Invoice	11/30/2017	1711T...	Navitas TN NG LLC	931 Meters	1201 · From m...		898.00	-3,214,869.00
Invoice	11/30/2017	1711K...	Navitas KY NG LLC	874 Mains & ...	1201 · From m...		2,532.00	-3,217,401.00
Invoice	11/30/2017	1711K...	Navitas KY NG LLC	887 Maintena...	1201 · From m...		1,986.00	-3,219,387.00
Invoice	11/30/2017	1711K...	Navitas KY NG LLC	893 Maintena...	1201 · From m...		286.00	-3,219,673.00
Invoice	11/30/2017	1711K...	Navitas KY NG LLC	903 Customer...	1201 · From m...		146.00	-3,219,819.00
Invoice	11/30/2017	1711K...	Navitas KY NG LLC	908 Customer...	1201 · From m...		300.00	-3,220,119.00
Invoice	11/30/2017	1711K...	Navitas KY NG LLC	920 Administr...	1201 · From m...		1,982.00	-3,222,101.00

Navitas Utility Corporation
General Ledger
As of December 31, 2017

Type	Date	Num	Name	Memo	Split	Debit	Credit	Balance
Invoice	11/30/2017	1711K...	Navitas KY NG LLC	921 Office Su...	1201 · From m...		369.00	-3,222,470.00
Invoice	11/30/2017	1711K...	Navitas KY NG LLC	923 Outside ...	1201 · From m...		951.00	-3,223,421.00
Invoice	11/30/2017	1711K...	Navitas KY NG LLC	924 Insurance	1201 · From m...		368.00	-3,223,789.00
Invoice	11/30/2017	1711K...	Navitas KY NG LLC	925 Safety & ...	1201 · From m...		96.00	-3,223,885.00
Invoice	11/30/2017	1711K...	Navitas KY NG LLC	926 Employe...	1201 · From m...		1,148.00	-3,225,033.00
Invoice	11/30/2017	1711K...	Navitas KY NG LLC	931 Rents	1201 · From m...		47.00	-3,225,080.00
Invoice	11/30/2017	1711K...	Navitas KY NG LLC	932 Maintena...	1201 · From m...		15.00	-3,225,095.00
Invoice	11/30/2017	1711K...	Navitas KY NG LLC	931 Tools & E...	1201 · From m...		96.00	-3,225,191.00
Invoice	11/30/2017	1711K...	Navitas KY NG LLC	931 Office Eq...	1201 · From m...		112.00	-3,225,303.00
Invoice	11/30/2017	1711K...	Navitas KY NG LLC	931 Meters	1201 · From m...		251.00	-3,225,554.00
Invoice	11/30/2017	1711T...	Navitas Utility TX, LLC	874 Mains & ...	1201 · From m...	0.00		-3,225,554.00
Invoice	11/30/2017	1711T...	Navitas Utility TX, LLC	887 Maintena...	1201 · From m...	0.00		-3,225,554.00
Invoice	11/30/2017	1711T...	Navitas Utility TX, LLC	893 Maintena...	1201 · From m...		2.00	-3,225,556.00
Invoice	11/30/2017	1711T...	Navitas Utility TX, LLC	903 Customer...	1201 · From m...		1.00	-3,225,557.00
Invoice	11/30/2017	1711T...	Navitas Utility TX, LLC	908 Customer...	1201 · From m...		3.00	-3,225,560.00
Invoice	11/30/2017	1711T...	Navitas Utility TX, LLC	920 Administr...	1201 · From m...		2,000.00	-3,227,560.00
Invoice	11/30/2017	1711T...	Navitas Utility TX, LLC	921 Office Su...	1201 · From m...		3.00	-3,227,563.00
Invoice	11/30/2017	1711T...	Navitas Utility TX, LLC	923 Outside ...	1201 · From m...		4.00	-3,227,567.00
Invoice	11/30/2017	1711T...	Navitas Utility TX, LLC	924 Insurance	1201 · From m...		3.00	-3,227,570.00
Invoice	11/30/2017	1711T...	Navitas Utility TX, LLC	925 Safety & ...	1201 · From m...		1.00	-3,227,571.00
Invoice	11/30/2017	1711T...	Navitas Utility TX, LLC	926 Employe...	1201 · From m...		1,000.00	-3,228,571.00
Invoice	11/30/2017	1711T...	Navitas Utility TX, LLC	930 Misc Gen...	1201 · From m...	0.00		-3,228,571.00
Invoice	11/30/2017	1711T...	Navitas Utility TX, LLC	931 Rents	1201 · From m...	0.00		-3,228,571.00
Invoice	11/30/2017	1711T...	Navitas Utility TX, LLC	932 Maintena...	1201 · From m...	0.00		-3,228,571.00
Invoice	11/30/2017	1711T...	Navitas Utility TX, LLC	931 Tools & E...	1201 · From m...		1.00	-3,228,572.00
Invoice	11/30/2017	1711T...	Navitas Utility TX, LLC	931 Office Eq...	1201 · From m...		1.00	-3,228,573.00
Invoice	11/30/2017	1711T...	Navitas Utility TX, LLC	931 Meters	1201 · From m...		2.00	-3,228,575.00
Invoice	12/31/2017	1712F...	Fort Cobb Fuel Auth...	874 Mains & ...	1201 · From m...		16,964.00	-3,245,539.00
Invoice	12/31/2017	1712F...	Fort Cobb Fuel Auth...	887 Maintena...	1201 · From m...		4,428.00	-3,249,967.00
Invoice	12/31/2017	1712F...	Fort Cobb Fuel Auth...	893 Maintena...	1201 · From m...		4,938.00	-3,254,905.00
Invoice	12/31/2017	1712F...	Fort Cobb Fuel Auth...	903 Customer...	1201 · From m...		2,321.00	-3,257,226.00
Invoice	12/31/2017	1712F...	Fort Cobb Fuel Auth...	908 Customer...	1201 · From m...		8,249.00	-3,265,475.00
Invoice	12/31/2017	1712F...	Fort Cobb Fuel Auth...	920 Administr...	1201 · From m...		27,070.00	-3,292,545.00
Invoice	12/31/2017	1712F...	Fort Cobb Fuel Auth...	921 Office Su...	1201 · From m...		5,833.00	-3,298,378.00
Invoice	12/31/2017	1712F...	Fort Cobb Fuel Auth...	923 Outside ...	1201 · From m...		5,480.00	-3,303,858.00
Invoice	12/31/2017	1712F...	Fort Cobb Fuel Auth...	924 Insurance	1201 · From m...		4,686.00	-3,308,544.00
Invoice	12/31/2017	1712F...	Fort Cobb Fuel Auth...	925 Safety & ...	1201 · From m...		3,453.00	-3,311,997.00
Invoice	12/31/2017	1712F...	Fort Cobb Fuel Auth...	926 Employe...	1201 · From m...		13,803.00	-3,325,800.00
Invoice	12/31/2017	1712F...	Fort Cobb Fuel Auth...	931 Rents	1201 · From m...		896.00	-3,326,696.00
Invoice	12/31/2017	1712F...	Fort Cobb Fuel Auth...	932 Maintena...	1201 · From m...		239.00	-3,326,935.00
Invoice	12/31/2017	1712F...	Fort Cobb Fuel Auth...	931 Pickups	1201 · From m...		4,497.00	-3,331,432.00
Invoice	12/31/2017	1712F...	Fort Cobb Fuel Auth...	931 Trucks	1201 · From m...		510.00	-3,331,942.00
Invoice	12/31/2017	1712F...	Fort Cobb Fuel Auth...	931 Heavy Eq...	1201 · From m...		926.00	-3,332,868.00
Invoice	12/31/2017	1712F...	Fort Cobb Fuel Auth...	931 Tools & E...	1201 · From m...		1,155.00	-3,334,023.00
Invoice	12/31/2017	1712F...	Fort Cobb Fuel Auth...	931 Office Eq...	1201 · From m...		1,349.00	-3,335,372.00
Invoice	12/31/2017	1712F...	Fort Cobb Fuel Auth...	931 Meters	1201 · From m...		3,037.00	-3,338,409.00
Invoice	12/31/2017	1712F...	Fort Cobb Fuel Auth...	874 Mains & ...	1201 · From m...		18,914.00	-3,357,323.00
Invoice	12/31/2017	1712F...	Fort Cobb Fuel Auth...	887 Maintena...	1201 · From m...		4,937.00	-3,362,260.00
Invoice	12/31/2017	1712F...	Fort Cobb Fuel Auth...	893 Maintena...	1201 · From m...		5,505.00	-3,367,765.00

Navitas Utility Corporation
General Ledger
As of December 31, 2017

Type	Date	Num	Name	Memo	Split	Debit	Credit	Balance
Invoice	12/31/2017	1712F...	Fort Cobb Fuel Auth...	903 Customer...	1201 · From m...		2,588.00	-3,370,353.00
Invoice	12/31/2017	1712F...	Fort Cobb Fuel Auth...	908 Customer...	1201 · From m...		9,197.00	-3,379,550.00
Invoice	12/31/2017	1712F...	Fort Cobb Fuel Auth...	920 Administr...	1201 · From m...		30,182.00	-3,409,732.00
Invoice	12/31/2017	1712F...	Fort Cobb Fuel Auth...	921 Office Su...	1201 · From m...		6,504.00	-3,416,236.00
Invoice	12/31/2017	1712F...	Fort Cobb Fuel Auth...	923 Outside ...	1201 · From m...		6,110.00	-3,422,346.00
Invoice	12/31/2017	1712F...	Fort Cobb Fuel Auth...	924 Insurance	1201 · From m...		5,225.00	-3,427,571.00
Invoice	12/31/2017	1712F...	Fort Cobb Fuel Auth...	925 Safety & ...	1201 · From m...		3,850.00	-3,431,421.00
Invoice	12/31/2017	1712F...	Fort Cobb Fuel Auth...	926 Employe...	1201 · From m...		15,390.00	-3,446,811.00
Invoice	12/31/2017	1712F...	Fort Cobb Fuel Auth...	931 Rents	1201 · From m...		999.00	-3,447,810.00
Invoice	12/31/2017	1712F...	Fort Cobb Fuel Auth...	932 Maintena...	1201 · From m...		267.00	-3,448,077.00
Invoice	12/31/2017	1712F...	Fort Cobb Fuel Auth...	931 Pickups	1201 · From m...		5,014.00	-3,453,091.00
Invoice	12/31/2017	1712F...	Fort Cobb Fuel Auth...	931 Trucks	1201 · From m...		569.00	-3,453,660.00
Invoice	12/31/2017	1712F...	Fort Cobb Fuel Auth...	931 Heavy Eq...	1201 · From m...		1,033.00	-3,454,693.00
Invoice	12/31/2017	1712F...	Fort Cobb Fuel Auth...	931 Tools & E...	1201 · From m...		1,288.00	-3,455,981.00
Invoice	12/31/2017	1712F...	Fort Cobb Fuel Auth...	931 Office Eq...	1201 · From m...		1,504.00	-3,457,485.00
Invoice	12/31/2017	1712F...	Fort Cobb Fuel Auth...	931 Meters	1201 · From m...		3,387.00	-3,460,872.00
Invoice	12/31/2017	1712N...	Navitas OK3, LLC	874 Mains & ...	1201 · From m...		2,500.00	-3,463,372.00
Invoice	12/31/2017	1712N...	Navitas OK3, LLC	887 Maintena...	1201 · From m...		384.00	-3,463,756.00
Invoice	12/31/2017	1712N...	Navitas OK3, LLC	893 Maintena...	1201 · From m...		429.00	-3,464,185.00
Invoice	12/31/2017	1712N...	Navitas OK3, LLC	894 Maintena...	1201 · From m...		3,098.00	-3,467,283.00
Invoice	12/31/2017	1712N...	Navitas OK3, LLC	903 Customer...	1201 · From m...		202.00	-3,467,485.00
Invoice	12/31/2017	1712N...	Navitas OK3, LLC	908 Customer...	1201 · From m...		716.00	-3,468,201.00
Invoice	12/31/2017	1712N...	Navitas OK3, LLC	920 Administr...	1201 · From m...		2,350.00	-3,470,551.00
Invoice	12/31/2017	1712N...	Navitas OK3, LLC	921 Office Su...	1201 · From m...		506.00	-3,471,057.00
Invoice	12/31/2017	1712N...	Navitas OK3, LLC	923 Outside ...	1201 · From m...		476.00	-3,471,533.00
Invoice	12/31/2017	1712N...	Navitas OK3, LLC	924 Insurance	1201 · From m...		407.00	-3,471,940.00
Invoice	12/31/2017	1712N...	Navitas OK3, LLC	925 Safety & ...	1201 · From m...		300.00	-3,472,240.00
Invoice	12/31/2017	1712N...	Navitas OK3, LLC	926 Employe...	1201 · From m...		1,198.00	-3,473,438.00
Invoice	12/31/2017	1712N...	Navitas OK3, LLC	931 Rents	1201 · From m...		78.00	-3,473,516.00
Invoice	12/31/2017	1712N...	Navitas OK3, LLC	932 Maintena...	1201 · From m...		21.00	-3,473,537.00
Invoice	12/31/2017	1712N...	Navitas OK3, LLC	931 Pickups	1201 · From m...		390.00	-3,473,927.00
Invoice	12/31/2017	1712N...	Navitas OK3, LLC	931 Trucks	1201 · From m...		44.00	-3,473,971.00
Invoice	12/31/2017	1712N...	Navitas OK3, LLC	931 Heavy Eq...	1201 · From m...		80.00	-3,474,051.00
Invoice	12/31/2017	1712N...	Navitas OK3, LLC	931 Tools & E...	1201 · From m...		100.00	-3,474,151.00
Invoice	12/31/2017	1712N...	Navitas OK3, LLC	931 Office Eq...	1201 · From m...		117.00	-3,474,268.00
Invoice	12/31/2017	1712N...	Navitas OK3, LLC	931 Meters	1201 · From m...		264.00	-3,474,532.00
Invoice	12/31/2017	1712...	Navitas Winstar LLC	874 Mains & ...	1201 · From m...		2,500.00	-3,477,032.00
Invoice	12/31/2017	1712...	Navitas Winstar LLC	887 Maintena...	1201 · From m...		48.00	-3,477,080.00
Invoice	12/31/2017	1712...	Navitas Winstar LLC	893 Maintena...	1201 · From m...		53.00	-3,477,133.00
Invoice	12/31/2017	1712...	Navitas Winstar LLC	903 Customer...	1201 · From m...		25.00	-3,477,158.00
Invoice	12/31/2017	1712...	Navitas Winstar LLC	908 Customer...	1201 · From m...		89.00	-3,477,247.00
Invoice	12/31/2017	1712...	Navitas Winstar LLC	920 Administr...	1201 · From m...		292.00	-3,477,539.00
Invoice	12/31/2017	1712...	Navitas Winstar LLC	921 Office Su...	1201 · From m...		63.00	-3,477,602.00
Invoice	12/31/2017	1712...	Navitas Winstar LLC	923 Outside ...	1201 · From m...		59.00	-3,477,661.00
Invoice	12/31/2017	1712...	Navitas Winstar LLC	924 Insurance	1201 · From m...		51.00	-3,477,712.00
Invoice	12/31/2017	1712...	Navitas Winstar LLC	925 Safety & ...	1201 · From m...		37.00	-3,477,749.00
Invoice	12/31/2017	1712...	Navitas Winstar LLC	926 Employe...	1201 · From m...		149.00	-3,477,898.00
Invoice	12/31/2017	1712...	Navitas Winstar LLC	931 Rents	1201 · From m...		10.00	-3,477,908.00
Invoice	12/31/2017	1712...	Navitas Winstar LLC	932 Maintena...	1201 · From m...		3.00	-3,477,911.00

Navitas Utility Corporation
General Ledger
As of December 31, 2017

Type	Date	Num	Name	Memo	Split	Debit	Credit	Balance
Invoice	12/31/2017	1712...	Navitas Winstar LLC	931 Pickups	1201 · From m...		48.00	-3,477,959.00
Invoice	12/31/2017	1712...	Navitas Winstar LLC	931 Trucks	1201 · From m...		6.00	-3,477,965.00
Invoice	12/31/2017	1712...	Navitas Winstar LLC	931 Heavy Eq...	1201 · From m...		10.00	-3,477,975.00
Invoice	12/31/2017	1712...	Navitas Winstar LLC	931 Tools & E...	1201 · From m...		12.00	-3,477,987.00
Invoice	12/31/2017	1712...	Navitas Winstar LLC	931 Office Eq...	1201 · From m...		15.00	-3,478,002.00
Invoice	12/31/2017	1712...	Navitas Winstar LLC	931 Meters	1201 · From m...		33.00	-3,478,035.00
Invoice	12/31/2017	1712T...	Navitas TN NG LLC	874 Mains & ...	1201 · From m...		7,035.00	-3,485,070.00
Invoice	12/31/2017	1712T...	Navitas TN NG LLC	887 Maintena...	1201 · From m...	0.00		-3,485,070.00
Invoice	12/31/2017	1712T...	Navitas TN NG LLC	893 Maintena...	1201 · From m...		1,460.00	-3,486,530.00
Invoice	12/31/2017	1712T...	Navitas TN NG LLC	903 Customer...	1201 · From m...		635.00	-3,487,165.00
Invoice	12/31/2017	1712T...	Navitas TN NG LLC	908 Customer...	1201 · From m...		1,150.00	-3,488,315.00
Invoice	12/31/2017	1712T...	Navitas TN NG LLC	920 Administr...	1201 · From m...		8,006.00	-3,496,321.00
Invoice	12/31/2017	1712T...	Navitas TN NG LLC	921 Office Su...	1201 · From m...		2,406.00	-3,498,727.00
Invoice	12/31/2017	1712T...	Navitas TN NG LLC	923 Outside ...	1201 · From m...		3,029.00	-3,501,756.00
Invoice	12/31/2017	1712T...	Navitas TN NG LLC	924 Insurance	1201 · From m...		1,386.00	-3,503,142.00
Invoice	12/31/2017	1712T...	Navitas TN NG LLC	925 Safety & ...	1201 · From m...		1,021.00	-3,504,163.00
Invoice	12/31/2017	1712T...	Navitas TN NG LLC	926 Employe...	1201 · From m...		4,083.00	-3,508,246.00
Invoice	12/31/2017	1712T...	Navitas TN NG LLC	931 Rents	1201 · From m...		265.00	-3,508,511.00
Invoice	12/31/2017	1712T...	Navitas TN NG LLC	932 Maintena...	1201 · From m...		71.00	-3,508,582.00
Invoice	12/31/2017	1712T...	Navitas TN NG LLC	931 Pickups	1201 · From m...		486.00	-3,509,068.00
Invoice	12/31/2017	1712T...	Navitas TN NG LLC	931 Tools & E...	1201 · From m...		342.00	-3,509,410.00
Invoice	12/31/2017	1712T...	Navitas TN NG LLC	931 Office Eq...	1201 · From m...		399.00	-3,509,809.00
Invoice	12/31/2017	1712T...	Navitas TN NG LLC	931 Meters	1201 · From m...		898.00	-3,510,707.00
Invoice	12/31/2017	1712K...	Navitas KY NG LLC	874 Mains & ...	1201 · From m...		2,500.00	-3,513,207.00
Invoice	12/31/2017	1712K...	Navitas KY NG LLC	887 Maintena...	1201 · From m...		1,000.00	-3,514,207.00
Invoice	12/31/2017	1712K...	Navitas KY NG LLC	893 Maintena...	1201 · From m...		409.00	-3,514,616.00
Invoice	12/31/2017	1712K...	Navitas KY NG LLC	903 Customer...	1201 · From m...		152.00	-3,514,768.00
Invoice	12/31/2017	1712K...	Navitas KY NG LLC	908 Customer...	1201 · From m...		322.00	-3,515,090.00
Invoice	12/31/2017	1712K...	Navitas KY NG LLC	920 Administr...	1201 · From m...		2,241.00	-3,517,331.00
Invoice	12/31/2017	1712K...	Navitas KY NG LLC	921 Office Su...	1201 · From m...		306.00	-3,517,637.00
Invoice	12/31/2017	1712K...	Navitas KY NG LLC	923 Outside ...	1201 · From m...		760.00	-3,518,397.00
Invoice	12/31/2017	1712K...	Navitas KY NG LLC	924 Insurance	1201 · From m...		388.00	-3,518,785.00
Invoice	12/31/2017	1712K...	Navitas KY NG LLC	925 Safety & ...	1201 · From m...		286.00	-3,519,071.00
Invoice	12/31/2017	1712K...	Navitas KY NG LLC	926 Employe...	1201 · From m...		1,143.00	-3,520,214.00
Invoice	12/31/2017	1712K...	Navitas KY NG LLC	931 Rents	1201 · From m...		74.00	-3,520,288.00
Invoice	12/31/2017	1712K...	Navitas KY NG LLC	932 Maintena...	1201 · From m...		20.00	-3,520,308.00
Invoice	12/31/2017	1712K...	Navitas KY NG LLC	931 Tools & E...	1201 · From m...		96.00	-3,520,404.00
Invoice	12/31/2017	1712K...	Navitas KY NG LLC	931 Office Eq...	1201 · From m...		112.00	-3,520,516.00
Invoice	12/31/2017	1712K...	Navitas KY NG LLC	931 Meters	1201 · From m...		251.00	-3,520,767.00
Invoice	12/31/2017	1712T...	Navitas Utility TX, LLC	874 Mains & ...	1201 · From m...		283.00	-3,521,050.00
Invoice	12/31/2017	1712T...	Navitas Utility TX, LLC	887 Maintena...	1201 · From m...	0.00		-3,521,050.00
Invoice	12/31/2017	1712T...	Navitas Utility TX, LLC	893 Maintena...	1201 · From m...		3.00	-3,521,053.00
Invoice	12/31/2017	1712T...	Navitas Utility TX, LLC	903 Customer...	1201 · From m...		1.00	-3,521,054.00
Invoice	12/31/2017	1712T...	Navitas Utility TX, LLC	908 Customer...	1201 · From m...		3.00	-3,521,057.00
Invoice	12/31/2017	1712T...	Navitas Utility TX, LLC	920 Administr...	1201 · From m...		2,000.00	-3,523,057.00
Invoice	12/31/2017	1712T...	Navitas Utility TX, LLC	921 Office Su...	1201 · From m...		44.00	-3,523,101.00
Invoice	12/31/2017	1712T...	Navitas Utility TX, LLC	923 Outside ...	1201 · From m...		2.00	-3,523,103.00
Invoice	12/31/2017	1712T...	Navitas Utility TX, LLC	924 Insurance	1201 · From m...		3.00	-3,523,106.00
Invoice	12/31/2017	1712T...	Navitas Utility TX, LLC	925 Safety & ...	1201 · From m...		2.00	-3,523,108.00

Navitas Utility Corporation
General Ledger
As of December 31, 2017

Type	Date	Num	Name	Memo	Split	Debit	Credit	Balance
Invoice	12/31/2017	1712T...	Navitas Utility TX, LLC	926 Employe...	1201 · From m...		1,000.00	-3,524,108.00
Invoice	12/31/2017	1712T...	Navitas Utility TX, LLC	930 Misc Gen...	1201 · From m...	0.00		-3,524,108.00
Invoice	12/31/2017	1712T...	Navitas Utility TX, LLC	931 Rents	1201 · From m...		1.00	-3,524,109.00
Invoice	12/31/2017	1712T...	Navitas Utility TX, LLC	932 Maintena...	1201 · From m...	0.00		-3,524,109.00
Invoice	12/31/2017	1712T...	Navitas Utility TX, LLC	931 Tools & E...	1201 · From m...		1.00	-3,524,110.00
Invoice	12/31/2017	1712T...	Navitas Utility TX, LLC	931 Office Eq...	1201 · From m...		1.00	-3,524,111.00
Invoice	12/31/2017	1712T...	Navitas Utility TX, LLC	931 Meters	1201 · From m...		2.00	-3,524,113.00
Total 4111 · Service crews						4,562.00	3,528,675.00	-3,524,113.00
4112 · Commodity sales								0.00
Invoice	01/31/2017	1701F...	Fort Cobb Fuel Auth...	804 City Gate...	1201 · From m...		75,957.00	-75,957.00
Invoice	01/31/2017	1701F...	Fort Cobb Fuel Auth...	851 Sys Cont...	1201 · From m...		6,985.00	-82,942.00
Invoice	01/31/2017	1701F...	Fort Cobb Fuel Auth...	800 Well Hea...	1201 · From m...	0.00		-82,942.00
Invoice	01/31/2017	1701F...	Fort Cobb Fuel Auth...	804 City Gate...	1201 · From m...		166,034.00	-248,976.00
Invoice	01/31/2017	1701F...	Fort Cobb Fuel Auth...	851 Sys Cont...	1201 · From m...		15,269.00	-264,245.00
Invoice	01/31/2017	1701N...	Navitas OK3, LLC	804 City Gate...	1201 · From m...		4,037.00	-268,282.00
Invoice	01/31/2017	1701N...	Navitas OK3, LLC	851 Sys Cont...	1201 · From m...		371.00	-268,653.00
Invoice	01/31/2017	1701...	Navitas Winstar LLC	804 City Gate...	1201 · From m...		13,327.00	-281,980.00
Invoice	01/31/2017	1701...	Navitas Winstar LLC	851 Sys Cont...	1201 · From m...		1,229.00	-283,209.00
Invoice	01/31/2017	1701...	Navitas Winstar LLC	855 Other Util...	1201 · From m...		35.00	-283,244.00
Invoice	01/31/2017	1701T...	Navitas TN NG LLC	804 Commodi...	1201 · From m...		14,164.00	-297,408.00
Invoice	01/31/2017	1701T...	Navitas TN NG LLC	804 Commodi...	1201 · From m...		25,690.00	-323,098.00
Invoice	01/31/2017	1701K...	Navitas KY NG LLC	804 City Gate...	1201 · From m...		50,534.00	-373,632.00
Invoice	02/28/2017	1702F...	Fort Cobb Fuel Auth...	804 City Gate...	1201 · From m...		112,596.00	-486,228.00
Invoice	02/28/2017	1702F...	Fort Cobb Fuel Auth...	851 Sys Cont...	1201 · From m...		9,630.00	-495,858.00
Invoice	02/28/2017	1702F...	Fort Cobb Fuel Auth...	800 Well Hea...	1201 · From m...		7,702.00	-503,560.00
Invoice	02/28/2017	1702F...	Fort Cobb Fuel Auth...	804 City Gate...	1201 · From m...		139,566.00	-643,126.00
Invoice	02/28/2017	1702F...	Fort Cobb Fuel Auth...	851 Sys Cont...	1201 · From m...		12,595.00	-655,721.00
Invoice	02/28/2017	1702N...	Navitas OK3, LLC	804 City Gate...	1201 · From m...		6,135.00	-661,856.00
Invoice	02/28/2017	1702N...	Navitas OK3, LLC	851 Sys Cont...	1201 · From m...		525.00	-662,381.00
Invoice	02/28/2017	1702...	Navitas Winstar LLC	804 City Gate...	1201 · From m...		24,305.00	-686,686.00
Invoice	02/28/2017	1702...	Navitas Winstar LLC	851 Sys Cont...	1201 · From m...		2,082.00	-688,768.00
Invoice	02/28/2017	1702...	Navitas Winstar LLC	855 Other Util...	1201 · From m...		36.00	-688,804.00
Invoice	02/28/2017	1702T...	Navitas TN NG LLC	804 Commodi...	1201 · From m...		12,244.00	-701,048.00
Invoice	02/28/2017	1702T...	Navitas TN NG LLC	804 Commodi...	1201 · From m...		28,256.00	-729,304.00
Invoice	02/28/2017	1702K...	Navitas KY NG LLC	804 City Gate...	1201 · From m...		56,004.00	-785,308.00
Invoice	03/31/2017	1703F...	Fort Cobb Fuel Auth...	804 City Gate...	1201 · From m...		75,954.00	-861,262.00
Invoice	03/31/2017	1703F...	Fort Cobb Fuel Auth...	851 Sys Cont...	1201 · From m...		6,104.00	-867,366.00
Invoice	03/31/2017	1703F...	Fort Cobb Fuel Auth...	800 Well Hea...	1201 · From m...		982.00	-868,348.00
Invoice	03/31/2017	1703F...	Fort Cobb Fuel Auth...	804 City Gate...	1201 · From m...		93,468.00	-961,816.00
Invoice	03/31/2017	1703F...	Fort Cobb Fuel Auth...	851 Sys Cont...	1201 · From m...		7,590.00	-969,406.00
Invoice	03/31/2017	1703N...	Navitas OK3, LLC	804 City Gate...	1201 · From m...		4,377.00	-973,783.00
Invoice	03/31/2017	1703N...	Navitas OK3, LLC	851 Sys Cont...	1201 · From m...		352.00	-974,135.00
Invoice	03/31/2017	1703...	Navitas Winstar LLC	804 City Gate...	1201 · From m...		21,895.00	-996,030.00
Invoice	03/31/2017	1703...	Navitas Winstar LLC	851 Sys Cont...	1201 · From m...		1,762.00	-997,792.00
Invoice	03/31/2017	1703...	Navitas Winstar LLC	855 Other Util...	1201 · From m...		35.00	-997,827.00
Invoice	03/31/2017	1703T...	Navitas TN NG LLC	804 Commodi...	1201 · From m...		10,779.00	-1,008,606.00
Invoice	03/31/2017	1703T...	Navitas TN NG LLC	804 Commodi...	1201 · From m...		18,677.00	-1,027,283.00

Navitas Utility Corporation
General Ledger
As of December 31, 2017

Type	Date	Num	Name	Memo	Split	Debit	Credit	Balance
Invoice	03/31/2017	1703K...	Navitas KY NG LLC	804 City Gate...	1201 · From m...		43,289.00	-1,070,572.00
Invoice	04/30/2017	1704F...	Fort Cobb Fuel Auth...	804 City Gate...	1201 · From m...		33,610.00	-1,104,182.00
Invoice	04/30/2017	1704F...	Fort Cobb Fuel Auth...	851 Sys Cont...	1201 · From m...		3,473.00	-1,107,655.00
Invoice	04/30/2017	1704F...	Fort Cobb Fuel Auth...	800 Well Hea...	1201 · From m...	0.00		-1,107,655.00
Invoice	04/30/2017	1704F...	Fort Cobb Fuel Auth...	804 City Gate...	1201 · From m...		70,606.00	-1,178,261.00
Invoice	04/30/2017	1704F...	Fort Cobb Fuel Auth...	851 Sys Cont...	1201 · From m...		7,296.00	-1,185,557.00
Invoice	04/30/2017	1704N...	Navitas OK3, LLC	804 City Gate...	1201 · From m...		2,554.00	-1,188,111.00
Invoice	04/30/2017	1704N...	Navitas OK3, LLC	851 Sys Cont...	1201 · From m...		264.00	-1,188,375.00
Invoice	04/30/2017	1704...	Navitas Winstar LLC	804 City Gate...	1201 · From m...		14,536.00	-1,202,911.00
Invoice	04/30/2017	1704...	Navitas Winstar LLC	851 Sys Cont...	1201 · From m...		1,506.00	-1,204,417.00
Invoice	04/30/2017	1704...	Navitas Winstar LLC	855 Other Util...	1201 · From m...		36.00	-1,204,453.00
Invoice	04/30/2017	1704T...	Navitas TN NG LLC	804 Commodi...	1201 · From m...		8,026.00	-1,212,479.00
Invoice	04/30/2017	1704T...	Navitas TN NG LLC	804 Commodi...	1201 · From m...		14,802.00	-1,227,281.00
Invoice	04/30/2017	1704K...	Navitas KY NG LLC	804 City Gate...	1201 · From m...		49,217.00	-1,276,498.00
Invoice	05/31/2017	1705F...	Fort Cobb Fuel Auth...	804 City Gate...	1201 · From m...		19,324.00	-1,295,822.00
Invoice	05/31/2017	1705F...	Fort Cobb Fuel Auth...	851 Sys Cont...	1201 · From m...		2,155.00	-1,297,977.00
Invoice	05/31/2017	1705F...	Fort Cobb Fuel Auth...	800 Well Hea...	1201 · From m...	0.00		-1,297,977.00
Invoice	05/31/2017	1705F...	Fort Cobb Fuel Auth...	804 City Gate...	1201 · From m...		38,363.00	-1,336,340.00
Invoice	05/31/2017	1705F...	Fort Cobb Fuel Auth...	851 Sys Cont...	1201 · From m...		4,278.00	-1,340,618.00
Invoice	05/31/2017	1705N...	Navitas OK3, LLC	804 City Gate...	1201 · From m...		1,582.00	-1,342,200.00
Invoice	05/31/2017	1705N...	Navitas OK3, LLC	851 Sys Cont...	1201 · From m...		176.00	-1,342,376.00
Invoice	05/31/2017	1705...	Navitas Winstar LLC	804 City Gate...	1201 · From m...		18,576.00	-1,360,952.00
Invoice	05/31/2017	1705...	Navitas Winstar LLC	851 Sys Cont...	1201 · From m...		2,076.00	-1,363,028.00
Invoice	05/31/2017	1705...	Navitas Winstar LLC	855 Other Util...	1201 · From m...		38.00	-1,363,066.00
Invoice	05/31/2017	1705T...	Navitas TN NG LLC	804 Commodi...	1201 · From m...		3,362.00	-1,366,428.00
Invoice	05/31/2017	1705T...	Navitas TN NG LLC	804 Commodi...	1201 · From m...		8,188.00	-1,374,616.00
Invoice	05/31/2017	1705K...	Navitas KY NG LLC	804 City Gate...	1201 · From m...		42,513.00	-1,417,129.00
Invoice	05/31/2017	1705T...	Navitas Utility TX, LLC	804 City Gate...	1201 · From m...	0.00		-1,417,129.00
Invoice	06/30/2017	1706F...	Fort Cobb Fuel Auth...	804 City Gate...	1201 · From m...		21,233.00	-1,438,362.00
Invoice	06/30/2017	1706F...	Fort Cobb Fuel Auth...	851 Sys Cont...	1201 · From m...		2,066.00	-1,440,428.00
Invoice	06/30/2017	1706F...	Fort Cobb Fuel Auth...	800 Well Hea...	1201 · From m...	0.00		-1,440,428.00
Invoice	06/30/2017	1706F...	Fort Cobb Fuel Auth...	804 City Gate...	1201 · From m...		35,997.00	-1,476,425.00
Invoice	06/30/2017	1706F...	Fort Cobb Fuel Auth...	851 Sys Cont...	1201 · From m...		3,502.00	-1,479,927.00
Invoice	06/30/2017	1706N...	Navitas OK3, LLC	804 City Gate...	1201 · From m...		2,554.00	-1,482,481.00
Invoice	06/30/2017	1706N...	Navitas OK3, LLC	851 Sys Cont...	1201 · From m...		248.00	-1,482,729.00
Invoice	06/30/2017	1706...	Navitas Winstar LLC	804 City Gate...	1201 · From m...		19,841.00	-1,502,570.00
Invoice	06/30/2017	1706...	Navitas Winstar LLC	851 Sys Cont...	1201 · From m...		1,934.00	-1,504,504.00
Invoice	06/30/2017	1706...	Navitas Winstar LLC	855 Other Util...	1201 · From m...		38.00	-1,504,542.00
Invoice	06/30/2017	1706T...	Navitas TN NG LLC	804 Commodi...	1201 · From m...		3,617.00	-1,508,159.00
Invoice	06/30/2017	1706T...	Navitas TN NG LLC	804 Commodi...	1201 · From m...		6,748.00	-1,514,907.00
Invoice	06/30/2017	1706K...	Navitas KY NG LLC	804 City Gate...	1201 · From m...		32,199.00	-1,547,106.00
Invoice	06/30/2017	1706T...	Navitas Utility TX, LLC	804 City Gate...	1201 · From m...	0.00		-1,547,106.00
Invoice	07/31/2017	1707F...	Fort Cobb Fuel Auth...	804 City Gate...	1201 · From m...		16,838.00	-1,563,944.00
Invoice	07/31/2017	1707F...	Fort Cobb Fuel Auth...	851 Sys Cont...	1201 · From m...		1,693.00	-1,565,637.00
Invoice	07/31/2017	1707F...	Fort Cobb Fuel Auth...	800 Well Hea...	1201 · From m...	0.00		-1,565,637.00
Invoice	07/31/2017	1707F...	Fort Cobb Fuel Auth...	804 City Gate...	1201 · From m...		31,278.00	-1,596,915.00
Invoice	07/31/2017	1707F...	Fort Cobb Fuel Auth...	851 Sys Cont...	1201 · From m...		3,144.00	-1,600,059.00
Invoice	07/31/2017	1707N...	Navitas OK3, LLC	804 City Gate...	1201 · From m...		15,582.00	-1,615,641.00
Invoice	07/31/2017	1707N...	Navitas OK3, LLC	851 Sys Cont...	1201 · From m...		1,566.00	-1,617,207.00

Navitas Utility Corporation
General Ledger
As of December 31, 2017

Type	Date	Num	Name	Memo	Split	Debit	Credit	Balance
Invoice	07/31/2017	1707...	Navitas Winstar LLC	804 City Gate...	1201 · From m...		16,119.00	-1,633,326.00
Invoice	07/31/2017	1707...	Navitas Winstar LLC	851 Sys Cont...	1201 · From m...		1,624.00	-1,634,950.00
Invoice	07/31/2017	1707...	Navitas Winstar LLC	855 Other Util...	1201 · From m...		38.00	-1,634,988.00
Invoice	07/31/2017	1707T...	Navitas TN NG LLC	804 Commodi...	1201 · From m...		1,389.00	-1,636,377.00
Invoice	07/31/2017	1707T...	Navitas TN NG LLC	804 Commodi...	1201 · From m...		5,086.00	-1,641,463.00
Invoice	07/31/2017	1707K...	Navitas KY NG LLC	804 City Gate...	1201 · From m...		28,968.00	-1,670,431.00
Invoice	07/31/2017	1707T...	Navitas Utility TX, LLC	804 City Gate...	1201 · From m...	0.00		-1,670,431.00
Invoice	08/31/2017	1708F...	Fort Cobb Fuel Auth...	804 City Gate...	1201 · From m...		21,758.00	-1,692,189.00
Invoice	08/31/2017	1708F...	Fort Cobb Fuel Auth...	851 Sys Cont...	1201 · From m...		2,120.00	-1,694,309.00
Invoice	08/31/2017	1708F...	Fort Cobb Fuel Auth...	800 Well Hea...	1201 · From m...	0.00		-1,694,309.00
Invoice	08/31/2017	1708F...	Fort Cobb Fuel Auth...	804 City Gate...	1201 · From m...		26,395.00	-1,720,704.00
Invoice	08/31/2017	1708F...	Fort Cobb Fuel Auth...	851 Sys Cont...	1201 · From m...		2,572.00	-1,723,276.00
Invoice	08/31/2017	1708N...	Navitas OK3, LLC	804 City Gate...	1201 · From m...		28,655.00	-1,751,931.00
Invoice	08/31/2017	1708N...	Navitas OK3, LLC	851 Sys Cont...	1201 · From m...		2,793.00	-1,754,724.00
Invoice	08/31/2017	1708...	Navitas Winstar LLC	804 City Gate...	1201 · From m...		16,629.00	-1,771,353.00
Invoice	08/31/2017	1708...	Navitas Winstar LLC	851 Sys Cont...	1201 · From m...		1,624.00	-1,772,977.00
Invoice	08/31/2017	1708...	Navitas Winstar LLC	855 Other Util...	1201 · From m...		38.00	-1,773,015.00
Invoice	08/31/2017	1708T...	Navitas TN NG LLC	804 Commodi...	1201 · From m...		2,271.00	-1,775,286.00
Invoice	08/31/2017	1708T...	Navitas TN NG LLC	804 Commodi...	1201 · From m...		4,462.00	-1,779,748.00
Invoice	08/31/2017	1708K...	Navitas KY NG LLC	804 City Gate...	1201 · From m...		27,591.00	-1,807,339.00
Invoice	08/31/2017	1708T...	Navitas Utility TX, LLC	804 City Gate...	1201 · From m...	0.00		-1,807,339.00
Invoice	09/30/2017	1709F...	Fort Cobb Fuel Auth...	804 City Gate...	1201 · From m...		15,154.00	-1,822,493.00
Invoice	09/30/2017	1709F...	Fort Cobb Fuel Auth...	851 Sys Cont...	1201 · From m...		1,471.00	-1,823,964.00
Invoice	09/30/2017	1709F...	Fort Cobb Fuel Auth...	800 Well Hea...	1201 · From m...	0.00		-1,823,964.00
Invoice	09/30/2017	1709F...	Fort Cobb Fuel Auth...	804 City Gate...	1201 · From m...		26,713.00	-1,850,677.00
Invoice	09/30/2017	1709F...	Fort Cobb Fuel Auth...	851 Sys Cont...	1201 · From m...		2,592.00	-1,853,269.00
Invoice	09/30/2017	1709N...	Navitas OK3, LLC	804 City Gate...	1201 · From m...		33,609.00	-1,886,878.00
Invoice	09/30/2017	1709N...	Navitas OK3, LLC	851 Sys Cont...	1201 · From m...		3,262.00	-1,890,140.00
Invoice	09/30/2017	1709...	Navitas Winstar LLC	804 City Gate...	1201 · From m...		17,926.00	-1,908,066.00
Invoice	09/30/2017	1709...	Navitas Winstar LLC	851 Sys Cont...	1201 · From m...		1,743.00	-1,909,809.00
Invoice	09/30/2017	1709...	Navitas Winstar LLC	855 Other Util...	1201 · From m...		37.00	-1,909,846.00
Invoice	09/30/2017	1709T...	Navitas TN NG LLC	804 Commodi...	1201 · From m...		1,287.00	-1,911,133.00
Invoice	09/30/2017	1709T...	Navitas TN NG LLC	804 Commodi...	1201 · From m...		4,676.00	-1,915,809.00
Invoice	09/30/2017	1709K...	Navitas KY NG LLC	804 City Gate...	1201 · From m...		33,969.00	-1,949,778.00
Invoice	09/30/2017	1709T...	Navitas Utility TX, LLC	804 City Gate...	1201 · From m...	0.00		-1,949,778.00
Invoice	10/31/2017	1710F...	Fort Cobb Fuel Auth...	804 City Gate...	1201 · From m...		16,718.00	-1,966,496.00
Invoice	10/31/2017	1710F...	Fort Cobb Fuel Auth...	851 Sys Cont...	1201 · From m...		1,609.00	-1,968,105.00
Invoice	10/31/2017	1710F...	Fort Cobb Fuel Auth...	800 Well Hea...	1201 · From m...	0.00		-1,968,105.00
Invoice	10/31/2017	1710F...	Fort Cobb Fuel Auth...	804 City Gate...	1201 · From m...		32,759.00	-2,000,864.00
Invoice	10/31/2017	1710F...	Fort Cobb Fuel Auth...	851 Sys Cont...	1201 · From m...		3,152.00	-2,004,016.00
Invoice	10/31/2017	1710N...	Navitas OK3, LLC	804 City Gate...	1201 · From m...		9,335.00	-2,013,351.00
Invoice	10/31/2017	1710N...	Navitas OK3, LLC	851 Sys Cont...	1201 · From m...		898.00	-2,014,249.00
Invoice	10/31/2017	1710...	Navitas Winstar LLC	804 City Gate...	1201 · From m...		17,780.00	-2,032,029.00
Invoice	10/31/2017	1710...	Navitas Winstar LLC	851 Sys Cont...	1201 · From m...		1,714.00	-2,033,743.00
Invoice	10/31/2017	1710...	Navitas Winstar LLC	855 Other Util...	1201 · From m...		38.00	-2,033,781.00
Invoice	10/31/2017	1710T...	Navitas TN NG LLC	804 Commodi...	1201 · From m...		1,958.00	-2,035,739.00
Invoice	10/31/2017	1710T...	Navitas TN NG LLC	804 Commodi...	1201 · From m...		5,236.00	-2,040,975.00
Invoice	10/31/2017	1710K...	Navitas KY NG LLC	804 City Gate...	1201 · From m...		41,359.00	-2,082,334.00
Invoice	10/31/2017	1710T...	Navitas Utility TX, LLC	804 City Gate...	1201 · From m...		9,413.00	-2,091,747.00

Navitas Utility Corporation
General Ledger
As of December 31, 2017

Type	Date	Num	Name	Memo	Split	Debit	Credit	Balance
Invoice	11/30/2017	1711F...	Fort Cobb Fuel Auth...	804 City Gate...	1201 · From m...		27,809.00	-2,119,556.00
Invoice	11/30/2017	1711F...	Fort Cobb Fuel Auth...	851 Sys Cont...	1201 · From m...		3,222.00	-2,122,778.00
Invoice	11/30/2017	1711F...	Fort Cobb Fuel Auth...	800 Well Hea...	1201 · From m...	0.00		-2,122,778.00
Invoice	11/30/2017	1711F...	Fort Cobb Fuel Auth...	804 City Gate...	1201 · From m...		51,177.00	-2,173,955.00
Invoice	11/30/2017	1711F...	Fort Cobb Fuel Auth...	851 Sys Cont...	1201 · From m...		5,929.00	-2,179,884.00
Invoice	11/30/2017	1711N...	Navitas OK3, LLC	804 City Gate...	1201 · From m...		643.00	-2,180,527.00
Invoice	11/30/2017	1711N...	Navitas OK3, LLC	851 Sys Cont...	1201 · From m...		74.00	-2,180,601.00
Invoice	11/30/2017	1711...	Navitas Winstar LLC	804 City Gate...	1201 · From m...		15,182.00	-2,195,783.00
Invoice	11/30/2017	1711...	Navitas Winstar LLC	851 Sys Cont...	1201 · From m...		1,763.00	-2,197,546.00
Invoice	11/30/2017	1711...	Navitas Winstar LLC	855 Other Util...	1201 · From m...		38.00	-2,197,584.00
Invoice	11/30/2017	1711T...	Navitas TN NG LLC	804 Commodi...	1201 · From m...		5,068.00	-2,202,652.00
Invoice	11/30/2017	1711T...	Navitas TN NG LLC	804 Commodi...	1201 · From m...		8,813.00	-2,211,465.00
Invoice	11/30/2017	1711K...	Navitas KY NG LLC	804 City Gate...	1201 · From m...		43,714.00	-2,255,179.00
Invoice	11/30/2017	1711T...	Navitas Utility TX, LLC	804 City Gate...	1201 · From m...		9,159.00	-2,264,338.00
Invoice	12/31/2017	1712F...	Fort Cobb Fuel Auth...	804 City Gate...	1201 · From m...		62,227.00	-2,326,565.00
Invoice	12/31/2017	1712F...	Fort Cobb Fuel Auth...	851 Sys Cont...	1201 · From m...		5,713.00	-2,332,278.00
Invoice	12/31/2017	1712F...	Fort Cobb Fuel Auth...	800 Well Hea...	1201 · From m...		9,346.00	-2,341,624.00
Invoice	12/31/2017	1712F...	Fort Cobb Fuel Auth...	804 City Gate...	1201 · From m...		72,451.00	-2,414,075.00
Invoice	12/31/2017	1712F...	Fort Cobb Fuel Auth...	851 Sys Cont...	1201 · From m...		7,510.00	-2,421,585.00
Invoice	12/31/2017	1712N...	Navitas OK3, LLC	804 City Gate...	1201 · From m...		1,881.00	-2,423,466.00
Invoice	12/31/2017	1712N...	Navitas OK3, LLC	851 Sys Cont...	1201 · From m...		173.00	-2,423,639.00
Invoice	12/31/2017	1712...	Navitas Winstar LLC	804 City Gate...	1201 · From m...		16,253.00	-2,439,892.00
Invoice	12/31/2017	1712...	Navitas Winstar LLC	851 Sys Cont...	1201 · From m...		1,496.00	-2,441,388.00
Invoice	12/31/2017	1712...	Navitas Winstar LLC	855 Other Util...	1201 · From m...		38.00	-2,441,426.00
Invoice	12/31/2017	1712T...	Navitas TN NG LLC	804 Commodi...	1201 · From m...		6,094.00	-2,447,520.00
Invoice	12/31/2017	1712T...	Navitas TN NG LLC	804 Commodi...	1201 · From m...		13,905.00	-2,461,425.00
Invoice	12/31/2017	1712K...	Navitas KY NG LLC	804 City Gate...	1201 · From m...		65,299.00	-2,526,724.00
Invoice	12/31/2017	1712T...	Navitas Utility TX, LLC	804 City Gate...	1201 · From m...		8,170.00	-2,534,894.00
Total 4112 · Commodity sales						0.00	2,534,894.00	-2,534,894.00
4113 · Asset billing								0.00
Total 4113 · Asset billing								0.00
4114 · Construction crews								0.00
Invoice	11/28/2017	171128	Perry Talbott	Construction ...	1251 · Other	0.00		0.00
Invoice	12/01/2017	2017E...	System FCFA:Repai...	Valve, check ...	1201 · From m...	0.00		0.00
Invoice	12/01/2017	2017S...	System FCFA:New ...	Strainer-2" Y t...	1201 · From m...	0.00		0.00
Invoice	12/01/2017	2017...	System FCFA:Repai...	Strainer-2" Y t...	1201 · From m...	0.00		0.00
Invoice	12/01/2017	2017...	System FCFA:Repai...	Strainer-2" Y t...	1201 · From m...	0.00		0.00
Total 4114 · Construction crews						0.00	0.00	0.00
4100 · Revenue - Other								0.00
Total 4100 · Revenue - Other								0.00
Total 4100 · Revenue						4,562.00	6,063,569.00	-6,059,007.00

Navitas Utility Corporation
General Ledger
As of December 31, 2017

Type	Date	Num	Name	Memo	Split	Debit	Credit	Balance
400 · Operating revenue - Other								0.00
Total 400 · Operating revenue - Other								0.00
Total 400 · Operating revenue						4,562.00	6,063,569.00	-6,059,007.00
Cost of Goods Sold								0.00
5001 · Commodity marketing & transport								0.00
Total 5001 · Commodity marketing & transport								0.00
800 · Well Head Purchases								0.00
800.15 · Well Head Purchases OK								0.00
Bill	02/01/2017	1602	Kenneth Lowe	183 MCF fro...	2221 · Vendors	914.10		914.10
Bill	02/01/2017	1603	Kenneth Lowe	378 MCF fro...	2221 · Vendors	1,890.90		2,805.00
Bill	02/01/2017	1604	Kenneth Lowe	283 MCF fro...	2221 · Vendors	1,413.50		4,218.50
Bill	02/01/2017	1612	Kenneth Lowe	313 MCF fro...	2221 · Vendors	1,564.20		5,782.70
Bill	02/01/2017	1701	Kenneth Lowe	384 MCF fro...	2221 · Vendors	1,919.50		7,702.20
Bill	02/08/2017	1702	Kenneth Lowe	196 MCF fro...	2221 · Vendors	982.30		8,684.50
Bill	11/07/2017	1703	Kenneth Lowe	181 MCF fro...	2221 · Vendors	906.40		9,590.90
Bill	11/07/2017	1704	Kenneth Lowe	303 MCF fro...	2221 · Vendors	1,513.60		11,104.50
Bill	11/07/2017	1705	Kenneth Lowe	199 MCF fro...	2221 · Vendors	993.30		12,097.80
Bill	11/07/2017	1706	Kenneth Lowe	210 MCF fro...	2221 · Vendors	1,051.60		13,149.40
Bill	11/07/2017	1707	Kenneth Lowe	189 MCF fro...	2221 · Vendors	942.70		14,092.10
Bill	11/07/2017	1708	Kenneth Lowe	259 MCF fro...	2221 · Vendors	1,295.80		15,387.90
Bill	11/07/2017	1709	Kenneth Lowe	166 MCF fro...	2221 · Vendors	829.40		16,217.30
Bill	11/07/2017	1710	Kenneth Lowe	143 MCF fro...	2221 · Vendors	717.20		16,934.50
Bill	11/07/2017	1711	Kenneth Lowe	219 MCF fro...	2221 · Vendors	1,095.60		18,030.10
Total 800.15 · Well Head Purchases OK						18,030.10	0.00	18,030.10
800 · Well Head Purchases - Other								0.00
Total 800 · Well Head Purchases - Other								0.00
Total 800 · Well Head Purchases						18,030.10	0.00	18,030.10
804 · City Gate Purchases								0.00
804.15 · City Gate Purchases KY								0.00
Bill	01/04/2017	123	Petrol Energy, LLC	ETGP Dec 20...	2221 · Vendors	35,125.20		35,125.20
Bill	01/13/2017	16120...	Enbridge/Spectra E...	December 20...	2221 · Vendors	1,671.44		36,796.64
Bill	01/31/2017	23	Sparta Energy	FWM Product...	2221 · Vendors	15,429.87		52,226.51
Bill	01/31/2017	272	B & W Pipeline	B & W Pipelin...	2221 · Vendors	13,897.67		66,124.18
Bill	01/31/2017	273	B & W Pipeline	B & W Pipelin...	2221 · Vendors	514.06		66,638.24
Bill	02/07/2017	124	Petrol Energy, LLC	ETGP Jan 20...	2221 · Vendors	36,734.36		103,372.60
Bill	02/13/2017	17010...	Enbridge/Spectra E...	January 2017 ...	2221 · Vendors	1,672.84		105,045.44
Bill	02/28/2017	279	B & W Pipeline	B & W Pipelin...	2221 · Vendors	13,897.67		118,943.11
Bill	02/28/2017	280	B & W Pipeline	B & W Pipelin...	2221 · Vendors	486.71		119,429.82
Bill	02/28/2017	24	Sparta Energy	FWM Product...	2221 · Vendors	12,652.29		132,082.11
Bill	03/08/2017	127	Petrol Energy, LLC	ETGP Feb 20...	2221 · Vendors	25,361.10		157,443.21
Bill	03/13/2017	17020...	Enbridge/Spectra E...	February 201...	2221 · Vendors	1,670.00		159,113.21
Bill	03/31/2017	25	Sparta Energy	FWM Product...	2221 · Vendors	18,322.08		177,435.29
Bill	03/31/2017	282	B & W Pipeline	B & W Pipelin...	2221 · Vendors	13,897.67		191,332.96

Navitas Utility Corporation
General Ledger
As of December 31, 2017

Type	Date	Num	Name	Memo	Split	Debit	Credit	Balance
Bill	03/31/2017	283	B & W Pipeline	B & W Pipelin...	2221 · Vendors	360.48		191,693.44
Bill	04/04/2017	129	Petrol Energy, LLC	ETGP Mar 20...	2221 · Vendors	22,991.43		214,684.87
Bill	04/13/2017	17030...	Enbridge/Spectra E...	March 2017 tr...	2221 · Vendors	1,671.44		216,356.31
Bill	04/30/2017	288	B & W Pipeline	B & W Pipelin...	2221 · Vendors	381.83		216,738.14
Bill	04/30/2017	287	B & W Pipeline	B & W Pipelin...	2221 · Vendors	13,897.67		230,635.81
Bill	04/30/2017	26	Sparta Energy	FWM Product...	2221 · Vendors	18,972.80		249,608.61
Bill	05/11/2017	17040...	Enbridge/Spectra E...	April 2017 tra...	2221 · Vendors	1,670.51		251,279.12
Bill	05/16/2017	130	Petrol Energy, LLC	ETGP Apr 20...	2221 · Vendors	10,951.88		262,231.00
Bill	05/31/2017	290	B & W Pipeline	B & W Pipelin...	2221 · Vendors	13,897.67		276,128.67
Bill	05/31/2017	291	B & W Pipeline	B & W Pipelin...	2221 · Vendors	141.04		276,269.71
Bill	06/13/2017	17050...	Enbridge/Spectra E...	May 2017 tra...	2221 · Vendors	1,675.04		277,944.75
Bill	06/14/2017	133	Petrol Energy, LLC	ETGP May 20...	2221 · Vendors	20,102.00		298,046.75
Bill	06/30/2017	297	B & W Pipeline	B & W Pipelin...	2221 · Vendors	13,897.67		311,944.42
Bill	06/30/2017	298	B & W Pipeline	B & W Pipelin...	2221 · Vendors	65.44		312,009.86
Bill	06/30/2017	27	Sparta Energy	FWM Product...	2221 · Vendors	9,783.02		321,792.88
Bill	07/09/2017	135	Petrol Energy, LLC	ETGP June 2...	2221 · Vendors	4,940.01		326,732.89
Bill	07/13/2017	17060...	Enbridge/Spectra E...	June 2017 tra...	2221 · Vendors	1,671.63		328,404.52
Bill	07/31/2017	302	B & W Pipeline	B & W Pipelin...	2221 · Vendors	13,897.67		342,302.19
Bill	07/31/2017	303	B & W Pipeline	B & W Pipelin...	2221 · Vendors	105.06		342,407.25
Bill	07/31/2017	28	Sparta Energy	FWM Product...	2221 · Vendors	10,890.16		353,297.41
Bill	08/10/2017	137	Petrol Energy, LLC	ETGP July 20...	2221 · Vendors	3,298.25		356,595.66
Bill	08/11/2017	17070...	Enbridge/Spectra E...	July 2017 tran...	2221 · Vendors	1,670.70		358,266.36
Bill	08/31/2017	307	B & W Pipeline	B & W Pipelin...	2221 · Vendors	13,897.67		372,164.03
Bill	08/31/2017	308	B & W Pipeline	B & W Pipelin...	2221 · Vendors	79.80		372,243.83
Bill	09/14/2017	138	Petrol Energy, LLC	ETGP August...	2221 · Vendors	19,604.15		391,847.98
Bill	09/14/2017	17080...	Enbridge/Spectra E...	August 2017 t...	2221 · Vendors	1,674.99		393,522.97
Bill	09/30/2017	312	B & W Pipeline	B & W Pipelin...	2221 · Vendors	13,897.67		407,420.64
Bill	09/30/2017	313	B & W Pipeline	B & W Pipelin...	2221 · Vendors	102.60		407,523.24
Bill	09/30/2017	31	Sparta Energy	FWM Product...	2221 · Vendors	10,479.56		418,002.80
Bill	10/11/2017	140	Petrol Energy, LLC	ETGP Septe...	2221 · Vendors	17,163.75		435,166.55
Bill	10/12/2017	17090...	Enbridge/Spectra E...	September 20...	2221 · Vendors	1,673.38		436,839.93
Bill	10/31/2017	317	B & W Pipeline	B & W Pipelin...	2221 · Vendors	13,897.67		450,737.60
Bill	10/31/2017	318	B & W Pipeline	B & W Pipelin...	2221 · Vendors	39.13		450,776.73
Bill	11/08/2017	142	Petrol Energy, LLC	ETGP Octobe...	2221 · Vendors	33,169.50		483,946.23
Bill	11/13/2017	17100...	Enbridge/Spectra E...	October 2017...	2221 · Vendors	1,676.01		485,622.24
Bill	11/30/2017	34	Sparta Energy	FWM Product...	2221 · Vendors	21,908.07		507,530.31
Bill	11/30/2017	322	B & W Pipeline	B & W Pipelin...	2221 · Vendors	13,897.67		521,427.98
Bill	11/30/2017	323	B & W Pipeline	B & W Pipelin...	2221 · Vendors	324.12		521,752.10
Bill	12/07/2017	144	Petrol Energy, LLC	ETGP Novem...	2221 · Vendors	33,590.64		555,342.74
Bill	12/13/2017	17110...	Enbridge/Spectra E...	November 20...	2221 · Vendors	1,672.53		557,015.27
Bill	12/31/2017	36	Sparta Energy	FWM Product...	2221 · Vendors	24,649.96		581,665.23
Bill	12/31/2017	327	B & W Pipeline	B & W Pipelin...	2221 · Vendors	13,897.67		595,562.90
Bill	12/31/2017	328	B & W Pipeline	B & W Pipelin...	2221 · Vendors	799.83		596,362.73
Total 804.15 · City Gate Purchases KY						596,362.73	0.00	596,362.73

Navitas Utility Corporation
General Ledger
As of December 31, 2017

Type	Date	Num	Name	Memo	Split	Debit	Credit	Balance
804.16 · City Gate Purchases TN								0.00
Bill	01/12/2017	129854	Delgasco, Inc.	December 20...	2221 · Vendors	25,689.69		25,689.69
Bill	02/14/2017	130158	Delgasco, Inc.	January 2017 ...	2221 · Vendors	28,255.92		53,945.61
Bill	03/15/2017	130488	Delgasco, Inc.	February 201...	2221 · Vendors	18,676.80		72,622.41
Bill	04/11/2017	130793	Delgasco, Inc.	March 2017 I...	2221 · Vendors	14,802.18		87,424.59
Bill	05/23/2017	131100	Delgasco, Inc.	April 2017 Inv...	2221 · Vendors	8,187.41		95,612.00
Bill	06/16/2017	131403	Delgasco, Inc.	May 2017 Inv...	2221 · Vendors	6,748.39		102,360.39
Bill	07/12/2017	131704	Delgasco, Inc.	June 2017 Inv...	2221 · Vendors	5,085.50		107,445.89
Bill	08/16/2017	132005	Delgasco, Inc.	July 2017 Inv...	2221 · Vendors	4,461.88		111,907.77
Bill	09/15/2017	132303	Delgasco, Inc.	August 2017 I...	2221 · Vendors	4,675.44		116,583.21
Bill	10/17/2017	132595	Delgasco, Inc.	September 20...	2221 · Vendors	5,235.72		121,818.93
Bill	11/09/2017	132884	Delgasco, Inc.	October 2017...	2221 · Vendors	8,812.80		130,631.73
Bill	12/15/2017	133177	Delgasco, Inc.	November 20...	2221 · Vendors	13,904.64		144,536.37
Total 804.16 · City Gate Purchases TN						144,536.37	0.00	144,536.37
804.28 · City Gate Purchases TX								0.00
Bill	10/12/2017	TR-53...	Enable Gas Transmi...	Transportatio...	2221 · Vendors	8,174.16		8,174.16
Bill	10/26/2017	TR-53...	Enable Gas Transmi...	Gas for TexA...	2221 · Vendors	1,238.61		9,412.77
Bill	11/03/2017	TR-53...	Enable Gas Transmi...	Transportatio...	2221 · Vendors	8,173.37		17,586.14
Bill	11/28/2017	TR-53...	Enable Gas Transmi...	Gas for TexA...	2221 · Vendors	985.56		18,571.70
Bill	12/06/2017	TR-53...	Enable Gas Transmi...	Transportatio...	2221 · Vendors	8,169.63		26,741.33
Total 804.28 · City Gate Purchases TX						26,741.33	0.00	26,741.33
804.46 · City Gate Purchases OK								0.00
Bill	01/04/2017	123	Petrol Energy, LLC	Thackerville S...	2221 · Vendors	16,874.20		16,874.20
Bill	01/05/2017	TR-53...	Enable Gas Transmi...	Transportatio...	2221 · Vendors	1,890.05		18,764.25
Bill	01/05/2017	170109	CenterPoint Energy	Dec usage 28...	2221 · Vendors	256.21		19,020.46
Bill	01/06/2017	01170...	Natural Gas Pipeline...	Firm Transpor...	2221 · Vendors	494.84		19,515.30
Bill	01/06/2017	70-TN...	Southern Star Centr...	December 20...	2221 · Vendors	11,602.06		31,117.36
Bill	01/11/2017	TR-57...	Enable Oklahoma In...	December 20...	2221 · Vendors	3,709.00		34,826.36
Bill	01/11/2017	TR-57...	Enable Oklahoma In...	December 20...	2221 · Vendors	4,999.80		39,826.16
Bill	01/12/2017	10089...	Clearwater Enterpris...	Financial mon...	2221 · Vendors	31,788.22		71,614.38
Bill	01/12/2017	10089...	Clearwater Enterpris...	Financial mon...	2221 · Vendors	179,960.95		251,575.33
Bill	01/13/2017	17011...	Oklahoma Natural G...	ONG Transpo...	2221 · Vendors	547.41		252,122.74
Bill	01/13/2017	17011...	Oklahoma Natural G...	ONG Transpo...	2221 · Vendors	272.93		252,395.67
Bill	01/13/2017	17011...	Oklahoma Natural G...	ONG Transpo...	2221 · Vendors	166.24		252,561.91
Bill	01/13/2017	17011...	Oklahoma Natural G...	ONG Transpo...	2221 · Vendors	2,661.00		255,222.91
Bill	01/13/2017	17011...	Oklahoma Natural G...	ONG Transpo...	2221 · Vendors	775.06		255,997.97
Bill	01/13/2017	17011...	Oklahoma Natural G...	ONG Transpo...	2221 · Vendors	452.11		256,450.08
Bill	01/13/2017	17011...	Oklahoma Natural G...	ONG Transpo...	2221 · Vendors	262.88		256,712.96
Bill	01/24/2017	24862...	CenterPoint Energy ...	December 20...	2221 · Vendors	2,530.56		259,243.52
Bill	01/24/2017	24862...	CenterPoint Energy ...	Transportatio...	2221 · Vendors	111.53		259,355.05
Bill	02/02/2017	170207	CenterPoint Energy	Jan usage 32....	2221 · Vendors	284.66		259,639.71
Bill	02/03/2017	70-TN...	Southern Star Centr...	January 2017 ...	2221 · Vendors	11,690.23		271,329.94
Bill	02/06/2017	02170...	Natural Gas Pipeline...	Firm Transpor...	2221 · Vendors	494.70		271,824.64
Bill	02/07/2017	124	Petrol Energy, LLC	Thackerville S...	2221 · Vendors	22,292.64		294,117.28
Bill	02/08/2017	TR-53...	Enable Gas Transmi...	Transportatio...	2221 · Vendors	1,939.17		296,056.45

Navitas Utility Corporation
General Ledger
As of December 31, 2017

Type	Date	Num	Name	Memo	Split	Debit	Credit	Balance
Bill	02/09/2017	TR-57...	Enable Oklahoma In...	January 2017 ...	2221 · Vendors	3,381.80		299,438.25
Bill	02/09/2017	TR-57...	Enable Oklahoma In...	January 2017 ...	2221 · Vendors	3,484.20		302,922.45
Bill	02/13/2017	10089...	Clearwater Enterpris...	Financial mon...	2221 · Vendors	32,207.90		335,130.35
Bill	02/14/2017	10089...	Clearwater Enterpris...	Financial mon...	2221 · Vendors	199,053.88		534,184.23
Bill	02/14/2017	17022...	Oklahoma Natural G...	ONG Transpo...	2221 · Vendors	549.37		534,733.60
Bill	02/14/2017	17022...	Oklahoma Natural G...	ONG Transpo...	2221 · Vendors	291.31		535,024.91
Bill	02/14/2017	17022...	Oklahoma Natural G...	ONG Transpo...	2221 · Vendors	168.30		535,193.21
Bill	02/14/2017	17022...	Oklahoma Natural G...	ONG Transpo...	2221 · Vendors	2,436.31		537,629.52
Bill	02/14/2017	17022...	Oklahoma Natural G...	ONG Transpo...	2221 · Vendors	784.17		538,413.69
Bill	02/14/2017	17022...	Oklahoma Natural G...	ONG Transpo...	2221 · Vendors	454.17		538,867.86
Bill	02/14/2017	17022...	Oklahoma Natural G...	ONG Transpo...	2221 · Vendors	264.89		539,132.75
Bill	02/24/2017	25317...	CenterPoint Energy ...	January 2017 ...	2221 · Vendors	2,706.92		541,839.67
Bill	02/24/2017	25317...	CenterPoint Energy ...	Transportatio...	2221 · Vendors	117.80		541,957.47
Bill	03/03/2017	TR-53...	Enable Gas Transmi...	Transportatio...	2221 · Vendors	1,882.43		543,839.90
Bill	03/03/2017	170309	CenterPoint Energy	Feb usage 5....	2221 · Vendors	95.01		543,934.91
Bill	03/06/2017	70-TN...	Southern Star Centr...	February 201...	2221 · Vendors	10,167.97		554,102.88
Bill	03/06/2017	03170...	Natural Gas Pipeline...	Firm Transpor...	2221 · Vendors	492.50		554,595.38
Bill	03/07/2017	10089...	Clearwater Enterpris...	Financial mon...	2221 · Vendors	139,775.12		694,370.50
Bill	03/08/2017	127	Petrol Energy, LLC	Thackerville S...	2221 · Vendors	16,226.10		710,596.60
Bill	03/09/2017	10089...	Clearwater Enterpris...	Financial mon...	2221 · Vendors	17,809.50		728,406.10
Bill	03/09/2017	TR-57...	Enable Oklahoma In...	February 201...	2221 · Vendors	1,449.60		729,855.70
Bill	03/09/2017	TR-57...	Enable Oklahoma In...	February 201...	2221 · Vendors	2,016.20		731,871.90
Bill	03/14/2017	17032...	Oklahoma Natural G...	ONG Transpo...	2221 · Vendors	564.40		732,436.30
Bill	03/14/2017	17032...	Oklahoma Natural G...	ONG Transpo...	2221 · Vendors	450.20		732,886.50
Bill	03/14/2017	17032...	Oklahoma Natural G...	ONG Transpo...	2221 · Vendors	545.62		733,432.12
Bill	03/14/2017	17032...	Oklahoma Natural G...	ONG Transpo...	2221 · Vendors	207.97		733,640.09
Bill	03/14/2017	17032...	Oklahoma Natural G...	ONG Transpo...	2221 · Vendors	149.28		733,789.37
Bill	03/14/2017	17032...	Oklahoma Natural G...	ONG Transpo...	2221 · Vendors	1,870.22		735,659.59
Bill	03/14/2017	17032...	Oklahoma Natural G...	ONG Transpo...	2221 · Vendors	188.17		735,847.76
Bill	03/23/2017	25752...	CenterPoint Energy ...	February 201...	2221 · Vendors	1,728.94		737,576.70
Bill	03/23/2017	25752...	CenterPoint Energy ...	Transportatio...	2221 · Vendors	75.24		737,651.94
Bill	04/03/2017	170412	CenterPoint Energy	Mar usage 3....	2221 · Vendors	75.63		737,727.57
Bill	04/04/2017	129	Petrol Energy, LLC	Thackerville S...	2221 · Vendors	15,034.10		752,761.67
Bill	04/06/2017	70-TN...	Southern Star Centr...	March 2017 G...	2221 · Vendors	10,923.01		763,684.68
Bill	04/06/2017	04170...	Natural Gas Pipeline...	Firm Transpor...	2221 · Vendors	494.89		764,179.57
Bill	04/11/2017	TR-57...	Enable Oklahoma In...	March 2017 I...	2221 · Vendors	1,092.00		765,271.57
Bill	04/11/2017	TR-57...	Enable Oklahoma In...	March 2017 I...	2221 · Vendors	1,271.00		766,542.57
Bill	04/11/2017	TR-53...	Enable Gas Transmi...	Transportatio...	2221 · Vendors	1,877.65		768,420.22
Bill	04/12/2017	10089...	Clearwater Enterpris...	Financial mon...	2221 · Vendors	10,770.67		779,190.89
Bill	04/13/2017	10089...	Clearwater Enterpris...	Financial mon...	2221 · Vendors	75,124.39		854,315.28
Bill	04/14/2017	17042...	Oklahoma Natural G...	ONG Transpo...	2221 · Vendors	1,464.02		855,779.30
Bill	04/14/2017	17042...	Oklahoma Natural G...	ONG Transpo...	2221 · Vendors	141.52		855,920.82
Bill	04/14/2017	17042...	Oklahoma Natural G...	ONG Transpo...	2221 · Vendors	180.36		856,101.18
Bill	04/14/2017	17042...	Oklahoma Natural G...	ONG Transpo...	2221 · Vendors	547.56		856,648.74
Bill	04/14/2017	17042...	Oklahoma Natural G...	ONG Transpo...	2221 · Vendors	452.10		857,100.84
Bill	04/14/2017	17042...	Oklahoma Natural G...	ONG Transpo...	2221 · Vendors	502.35		857,603.19
Bill	04/14/2017	17042...	Oklahoma Natural G...	ONG Transpo...	2221 · Vendors	164.39		857,767.58
Bill	04/25/2017	26202...	CenterPoint Energy ...	March 2017 U...	2221 · Vendors	1,129.60		858,897.18
Bill	04/25/2017	26202...	CenterPoint Energy ...	Transportatio...	2221 · Vendors	60.99		858,958.17

Navitas Utility Corporation
General Ledger
As of December 31, 2017

Type	Date	Num	Name	Memo	Split	Debit	Credit	Balance
Bill	05/03/2017	170508	CenterPoint Energy	Apr usage 4.6...	2221 · Vendors	82.01		859,040.18
Bill	05/04/2017	TR-53...	Enable Gas Transmi...	Transportatio...	2221 · Vendors	1,877.85		860,918.03
Bill	05/04/2017	70-TN...	Southern Star Centr...	April 2017 Gr...	2221 · Vendors	10,343.40		871,261.43
Bill	05/04/2017	05170...	Natural Gas Pipeline...	Firm Transpor...	2221 · Vendors	494.70		871,756.13
Bill	05/09/2017	TR-57...	Enable Oklahoma In...	April 2017 Inv...	2221 · Vendors	1,013.00		872,769.13
Bill	05/09/2017	TR-57...	Enable Oklahoma In...	April 2017 Inv...	2221 · Vendors	1,236.00		874,005.13
Bill	05/10/2017	10089...	Clearwater Enterpris...	Financial mon...	2221 · Vendors	7,306.07		881,311.20
Bill	05/10/2017	10089...	Clearwater Enterpris...	Financial mon...	2221 · Vendors	38,861.33		920,172.53
Bill	05/15/2017	17052...	Oklahoma Natural G...	ONG Transpo...	2221 · Vendors	138.50		920,311.03
Bill	05/15/2017	17052...	Oklahoma Natural G...	ONG Transpo...	2221 · Vendors	547.41		920,858.44
Bill	05/15/2017	17052...	Oklahoma Natural G...	ONG Transpo...	2221 · Vendors	157.62		921,016.06
Bill	05/15/2017	17052...	Oklahoma Natural G...	ONG Transpo...	2221 · Vendors	135.28		921,151.34
Bill	05/15/2017	17052...	Oklahoma Natural G...	ONG Transpo...	2221 · Vendors	1,319.26		922,470.60
Bill	05/15/2017	17052...	Oklahoma Natural G...	ONG Transpo...	2221 · Vendors	430.85		922,901.45
Bill	05/15/2017	17052...	Oklahoma Natural G...	ONG Transpo...	2221 · Vendors	452.00		923,353.45
Bill	05/16/2017	130	Petrol Energy, LLC	Thackerville S...	2221 · Vendors	12,583.06		935,936.51
Bill	05/22/2017	26503...	CenterPoint Energy ...	April 2017 Us...	2221 · Vendors	826.07		936,762.58
Bill	05/22/2017	26503...	CenterPoint Energy ...	Transportatio...	2221 · Vendors	40.09		936,802.67
Bill	06/02/2017	170607	CenterPoint Energy	May usage 4....	2221 · Vendors	80.34		936,883.01
Bill	06/06/2017	06170...	Natural Gas Pipeline...	Firm Transpor...	2221 · Vendors	494.80		937,377.81
Bill	06/06/2017	70-TN...	Southern Star Centr...	May 2017 Gro...	2221 · Vendors	10,667.66		948,045.47
Bill	06/06/2017	TR-53...	Enable Gas Transmi...	Transportatio...	2221 · Vendors	1,882.68		949,928.15
Bill	06/09/2017	TR-57...	Enable Oklahoma In...	May 2017 Inv...	2221 · Vendors	1,092.00		951,020.15
Bill	06/09/2017	TR-57...	Enable Oklahoma In...	May 2017 Inv...	2221 · Vendors	1,271.00		952,291.15
Bill	06/12/2017	10089...	Clearwater Enterpris...	Financial mon...	2221 · Vendors	7,815.88		960,107.03
Bill	06/14/2017	133	Petrol Energy, LLC	Thackerville S...	2221 · Vendors	13,847.00		973,954.03
Bill	06/14/2017	10089...	Clearwater Enterpris...	Financial mon...	2221 · Vendors	38,807.38		1,012,761.41
Bill	06/14/2017	17061...	Oklahoma Natural G...	ONG Transpo...	2221 · Vendors	131.10		1,012,892.51
Bill	06/14/2017	17061...	Oklahoma Natural G...	ONG Transpo...	2221 · Vendors	154.70		1,013,047.21
Bill	06/14/2017	17061...	Oklahoma Natural G...	ONG Transpo...	2221 · Vendors	117.08		1,013,164.29
Bill	06/14/2017	17061...	Oklahoma Natural G...	ONG Transpo...	2221 · Vendors	1,236.15		1,014,400.44
Bill	06/14/2017	17062...	Oklahoma Natural G...	ONG Transpo...	2221 · Vendors	451.89		1,014,852.33
Bill	06/14/2017	17061...	Oklahoma Natural G...	ONG Transpo...	2221 · Vendors	547.35		1,015,399.68
Bill	06/14/2017	17061...	Oklahoma Natural G...	ONG Transpo...	2221 · Vendors	400.62		1,015,800.30
Bill	06/23/2017	27113...	CenterPoint Energy ...	May 2017 Us...	2221 · Vendors	599.00		1,016,399.30
Bill	06/23/2017	27113...	CenterPoint Energy ...	Transportatio...	2221 · Vendors	29.07		1,016,428.37
Bill	07/05/2017	TR-53...	Enable Gas Transmi...	Transportatio...	2221 · Vendors	1,913.64		1,018,342.01
Bill	07/05/2017	170711	CenterPoint Energy	June usage 4....	2221 · Vendors	71.25		1,018,413.26
Bill	07/07/2017	07170...	Natural Gas Pipeline...	Firm Transpor...	2221 · Vendors	494.70		1,018,907.96
Bill	07/07/2017	70-TN...	Southern Star Centr...	June 2017 Gr...	2221 · Vendors	10,221.67		1,029,129.63
Bill	07/09/2017	135	Petrol Energy, LLC	Thackerville S...	2221 · Vendors	13,412.88		1,042,542.51
Bill	07/12/2017	TR-57...	Enable Oklahoma In...	June 2017 Inv...	2221 · Vendors	1,271.00		1,043,813.51
Bill	07/12/2017	TR-57...	Enable Oklahoma In...	June 2017 Inv...	2221 · Vendors	988.00		1,044,801.51
Bill	07/13/2017	10089...	Clearwater Enterpris...	Financial mon...	2221 · Vendors	6,773.26		1,051,574.77
Bill	07/13/2017	10089...	Clearwater Enterpris...	Financial mon...	2221 · Vendors	41,010.68		1,092,585.45
Bill	07/14/2017	17072...	Oklahoma Natural G...	ONG Transpo...	2221 · Vendors	113.29		1,092,698.74
Bill	07/14/2017	17072...	Oklahoma Natural G...	ONG Transpo...	2221 · Vendors	546.12		1,093,244.86
Bill	07/14/2017	17072...	Oklahoma Natural G...	ONG Transpo...	2221 · Vendors	145.95		1,093,390.81
Bill	07/14/2017	17072...	Oklahoma Natural G...	ONG Transpo...	2221 · Vendors	131.49		1,093,522.30

Navitas Utility Corporation
General Ledger
As of December 31, 2017

Type	Date	Num	Name	Memo	Split	Debit	Credit	Balance
Bill	07/14/2017	17072...	Oklahoma Natural G...	ONG Transpo...	2221 · Vendors	1,161.66		1,094,683.96
Bill	07/14/2017	17072...	Oklahoma Natural G...	ONG Transpo...	2221 · Vendors	450.84		1,095,134.80
Bill	07/14/2017	17072...	Oklahoma Natural G...	ONG Transpo...	2221 · Vendors	382.19		1,095,516.99
Bill	07/21/2017	27390...	CenterPoint Energy ...	June 2017 Us...	2221 · Vendors	696.96		1,096,213.95
Bill	07/21/2017	27390...	CenterPoint Energy ...	Transportatio...	2221 · Vendors	32.11		1,096,246.06
Bill	08/03/2017	170809	CenterPoint Energy	July usage 4....	2221 · Vendors	74.66		1,096,320.72
Bill	08/04/2017	70-TN...	Southern Star Centr...	July 2017 Gro...	2221 · Vendors	10,525.74		1,106,846.46
Bill	08/04/2017	08170...	Natural Gas Pipeline...	Firm Transpor...	2221 · Vendors	495.13		1,107,341.59
Bill	08/08/2017	TR-53...	Enable Gas Transmi...	Transportatio...	2221 · Vendors	2,278.54		1,109,620.13
Bill	08/09/2017	TR-57...	Enable Oklahoma In...	July 2017 Inv...	2221 · Vendors	1,063.00		1,110,683.13
Bill	08/09/2017	TR-57...	Enable Oklahoma In...	July 2017 Inv...	2221 · Vendors	1,236.00		1,111,919.13
Bill	08/10/2017	137	Petrol Energy, LLC	Thackerville S...	2221 · Vendors	12,748.50		1,124,667.63
Bill	08/10/2017	10089...	Clearwater Enterpris...	Financial mon...	2221 · Vendors	7,148.16		1,131,815.79
Bill	08/14/2017	10089...	Clearwater Enterpris...	Financial mon...	2221 · Vendors	54,313.51		1,186,129.30
Bill	08/14/2017	17081...	Oklahoma Natural G...	ONG Transpo...	2221 · Vendors	452.53		1,186,581.83
Bill	08/14/2017	17081...	Oklahoma Natural G...	ONG Transpo...	2221 · Vendors	386.12		1,186,967.95
Bill	08/14/2017	17081...	Oklahoma Natural G...	ONG Transpo...	2221 · Vendors	548.14		1,187,516.09
Bill	08/14/2017	17081...	Oklahoma Natural G...	ONG Transpo...	2221 · Vendors	132.01		1,187,648.10
Bill	08/14/2017	17081...	Oklahoma Natural G...	ONG Transpo...	2221 · Vendors	1,182.24		1,188,830.34
Bill	08/14/2017	17081...	Oklahoma Natural G...	ONG Transpo...	2221 · Vendors	143.84		1,188,974.18
Bill	08/14/2017	17081...	Oklahoma Natural G...	ONG Transpo...	2221 · Vendors	210.15		1,189,184.33
Bill	08/18/2017	27750...	CenterPoint Energy ...	July 2017 Us...	2221 · Vendors	476.13		1,189,660.46
Bill	08/18/2017	27750...	CenterPoint Energy ...	Transportatio...	2221 · Vendors	23.37		1,189,683.83
Bill	09/05/2017	170905	CenterPoint Energy	August usage...	2221 · Vendors	78.07		1,189,761.90
Bill	09/07/2017	70-TN...	Southern Star Centr...	August 2017 ...	2221 · Vendors	10,550.05		1,200,311.95
Bill	09/07/2017	09170...	Natural Gas Pipeline...	Firm Transpor...	2221 · Vendors	492.23		1,200,804.18
Bill	09/12/2017	TR-57...	Enable Oklahoma In...	August 2017 I...	2221 · Vendors	1,403.00		1,202,207.18
Bill	09/12/2017	TR-57...	Enable Oklahoma In...	August 2017 I...	2221 · Vendors	1,650.00		1,203,857.18
Bill	09/12/2017	TR-53...	Enable Gas Transmi...	Transportatio...	2221 · Vendors	2,024.42		1,205,881.60
Bill	09/13/2017	10089...	Clearwater Enterpris...	Financial mon...	2221 · Vendors	9,761.70		1,215,643.30
Bill	09/14/2017	10089...	Clearwater Enterpris...	Financial mon...	2221 · Vendors	51,402.35		1,267,045.65
Bill	09/14/2017	138	Petrol Energy, LLC	Thackerville S...	2221 · Vendors	11,924.00		1,278,969.65
Bill	09/14/2017	17092...	Oklahoma Natural G...	ONG Transpo...	2221 · Vendors	547.60		1,279,517.25
Bill	09/14/2017	17092...	Oklahoma Natural G...	ONG Transpo...	2221 · Vendors	133.93		1,279,651.18
Bill	09/14/2017	17092...	Oklahoma Natural G...	ONG Transpo...	2221 · Vendors	1,152.90		1,280,804.08
Bill	09/14/2017	17092...	Oklahoma Natural G...	ONG Transpo...	2221 · Vendors	381.42		1,281,185.50
Bill	09/14/2017	17092...	Oklahoma Natural G...	ONG Transpo...	2221 · Vendors	452.14		1,281,637.64
Bill	09/14/2017	17092...	Oklahoma Natural G...	ONG Transpo...	2221 · Vendors	144.39		1,281,782.03
Bill	09/14/2017	17092...	Oklahoma Natural G...	ONG Transpo...	2221 · Vendors	1,303.85		1,283,085.88
Bill	10/03/2017	171010	CenterPoint Energy	September us...	2221 · Vendors	75.83		1,283,161.71
Bill	10/04/2017	TR-53...	Enable Gas Transmi...	Transportatio...	2221 · Vendors	1,886.42		1,285,048.13
Bill	10/05/2017	10170...	Natural Gas Pipeline...	Firm Transpor...	2221 · Vendors	495.07		1,285,543.20
Bill	10/05/2017	70-TN...	Southern Star Centr...	September 20...	2221 · Vendors	10,218.09		1,295,761.29
Bill	10/10/2017	TR-57...	Enable Oklahoma In...	September 20...	2221 · Vendors	2,582.00		1,298,343.29
Bill	10/10/2017	TR-57...	Enable Oklahoma In...	September 20...	2221 · Vendors	1,997.00		1,300,340.29
Bill	10/11/2017	140	Petrol Energy, LLC	Thackerville S...	2221 · Vendors	12,077.10		1,312,417.39
Bill	10/11/2017	10089...	Clearwater Enterpris...	Financial mon...	2221 · Vendors	4,338.12		1,316,755.51
Bill	10/12/2017	10089...	Clearwater Enterpris...	Financial mon...	2221 · Vendors	38,692.76		1,355,448.27
Bill	10/13/2017	17102...	Oklahoma Natural G...	ONG Transpo...	2221 · Vendors	452.40		1,355,900.67

Navitas Utility Corporation
General Ledger
As of December 31, 2017

Type	Date	Num	Name	Memo	Split	Debit	Credit	Balance
Bill	10/13/2017	17102...	Oklahoma Natural G...	ONG Transpo...	2221 · Vendors	134.04		1,356,034.71
Bill	10/13/2017	17102...	Oklahoma Natural G...	ONG Transpo...	2221 · Vendors	160.77		1,356,195.48
Bill	10/13/2017	17102...	Oklahoma Natural G...	ONG Transpo...	2221 · Vendors	548.00		1,356,743.48
Bill	10/13/2017	17102...	Oklahoma Natural G...	ONG Transpo...	2221 · Vendors	384.44		1,357,127.92
Bill	10/13/2017	17102...	Oklahoma Natural G...	ONG Transpo...	2221 · Vendors	144.60		1,357,272.52
Bill	10/13/2017	17102...	Oklahoma Natural G...	ONG Transpo...	2221 · Vendors	1,136.29		1,358,408.81
Bill	11/02/2017	171107	CenterPoint Energy	October usag...	2221 · Vendors	50.61		1,358,459.42
Bill	11/06/2017	11170...	Natural Gas Pipeline...	Firm Transpor...	2221 · Vendors	494.70		1,358,954.12
Bill	11/06/2017	70-TN...	Southern Star Centr...	October 2017...	2221 · Vendors	10,723.48		1,369,677.60
Bill	11/08/2017	142	Petrol Energy, LLC	Thackerville S...	2221 · Vendors	13,977.45		1,383,655.05
Bill	11/08/2017	28939...	CenterPoint Energy ...	Sept 2017 Us...	2221 · Vendors	611.44		1,384,266.49
Bill	11/08/2017	28939...	CenterPoint Energy ...	Transportatio...	2221 · Vendors	25.46		1,384,291.95
Bill	11/08/2017	28939...	CenterPoint Energy ...	Aug 2017 Us...	2221 · Vendors	606.67		1,384,898.62
Bill	11/08/2017	28939...	CenterPoint Energy ...	Transportatio...	2221 · Vendors	25.08		1,384,923.70
Bill	11/08/2017	TR-53...	Enable Gas Transmi...	Transportatio...	2221 · Vendors	1,876.89		1,386,800.59
Bill	11/09/2017	10089...	Clearwater Enterpris...	Financial mon...	2221 · Vendors	42,754.77		1,429,555.36
Bill	11/09/2017	TR-57...	Enable Oklahoma In...	October 2017...	2221 · Vendors	4,936.00		1,434,491.36
Bill	11/09/2017	TR-57...	Enable Oklahoma In...	October 2017...	2221 · Vendors	5,774.00		1,440,265.36
Bill	11/13/2017	10089...	Clearwater Enterpris...	Financial mon...	2221 · Vendors	8,654.06		1,448,919.42
Bill	11/14/2017	17113...	Oklahoma Natural G...	ONG Transpo...	2221 · Vendors	171.49		1,449,090.91
Bill	11/14/2017	17113...	Oklahoma Natural G...	ONG Transpo...	2221 · Vendors	548.20		1,449,639.11
Bill	11/14/2017	17113...	Oklahoma Natural G...	ONG Transpo...	2221 · Vendors	153.55		1,449,792.66
Bill	11/14/2017	17113...	Oklahoma Natural G...	ONG Transpo...	2221 · Vendors	138.91		1,449,931.57
Bill	11/14/2017	17113...	Oklahoma Natural G...	ONG Transpo...	2221 · Vendors	452.69		1,450,384.26
Bill	11/14/2017	17113...	Oklahoma Natural G...	ONG Transpo...	2221 · Vendors	419.45		1,450,803.71
Bill	11/14/2017	17113...	Oklahoma Natural G...	ONG Transpo...	2221 · Vendors	1,302.56		1,452,106.27
Bill	11/28/2017	29314...	CenterPoint Energy ...	Oct 2017 Usa...	2221 · Vendors	2,262.14		1,454,368.41
Bill	11/28/2017	29314...	CenterPoint Energy ...	Transportatio...	2221 · Vendors	119.89		1,454,488.30
Bill	12/04/2017	171218	CenterPoint Energy	November us...	2221 · Vendors	89.48		1,454,577.78
Bill	12/06/2017	12170...	Natural Gas Pipeline...	Firm Transpor...	2221 · Vendors	494.70		1,455,072.48
Bill	12/06/2017	70-TN...	Southern Star Centr...	November 20...	2221 · Vendors	10,572.85		1,465,645.33
Bill	12/06/2017	TR-53...	Enable Gas Transmi...	Transportatio...	2221 · Vendors	1,891.53		1,467,536.86
Bill	12/07/2017	144	Petrol Energy, LLC	Thackerville S...	2221 · Vendors	13,822.17		1,481,359.03
Bill	12/11/2017	TR-57...	Enable Oklahoma In...	November 20...	2221 · Vendors	5,122.40		1,486,481.43
Bill	12/12/2017	10089...	Clearwater Enterpris...	Financial mon...	2221 · Vendors	11,350.49		1,497,831.92
Bill	12/12/2017	TR-57...	Enable Oklahoma In...	November 20...	2221 · Vendors	6,598.00		1,504,429.92
Bill	12/14/2017	10089...	Clearwater Enterpris...	Financial mon...	2221 · Vendors	99,295.48		1,603,725.40
Bill	12/14/2017	17121...	Oklahoma Natural G...	ONG Transpo...	2221 · Vendors	1,550.12		1,605,275.52
Bill	12/14/2017	17121...	Oklahoma Natural G...	ONG Transpo...	2221 · Vendors	146.89		1,605,422.41
Bill	12/14/2017	17121...	Oklahoma Natural G...	ONG Transpo...	2221 · Vendors	451.76		1,605,874.17
Bill	12/14/2017	17121...	Oklahoma Natural G...	ONG Transpo...	2221 · Vendors	547.14		1,606,421.31
Bill	12/14/2017	17121...	Oklahoma Natural G...	ONG Transpo...	2221 · Vendors	191.64		1,606,612.95
Bill	12/14/2017	17121...	Oklahoma Natural G...	ONG Transpo...	2221 · Vendors	489.31		1,607,102.26
Bill	12/14/2017	17121...	Oklahoma Natural G...	ONG Transpo...	2221 · Vendors	198.12		1,607,300.38
Bill	12/26/2017	29670...	CenterPoint Energy ...	Nov 2017 Usa...	2221 · Vendors	1,090.46		1,608,390.84
Bill	12/26/2017	29670...	CenterPoint Energy ...	Transportatio...	2221 · Vendors	58.33		1,608,449.17
Total 804.46 · City Gate Purchases OK						1,608,449.17	0.00	1,608,449.17

Navitas Utility Corporation
General Ledger
As of December 31, 2017

Type	Date	Num	Name	Memo	Split	Debit	Credit	Balance
804 · City Gate Purchases - Other								0.00
Total 804 · City Gate Purchases - Other								0.00
Total 804 · City Gate Purchases						2,376,089.60	0.00	2,376,089.60
805 · Other Gas Purchases								0.00
805.46 · Other Gas Purchases OK								0.00
5010 · Thackerville CNG Trailer								0.00
Total 5010 · Thackerville CNG Trailer								0.00
805.46 · Other Gas Purchases OK - Other								0.00
Credit Card Charge	11/07/2017	171109	805 Other Gas Purc...	CNG Trailer	2283 · Steven ...	75.66		75.66
Credit Card Charge	11/09/2017	171109	805 Other Gas Purc...	CNG Trailer	2283 · Steven ...	95.00		170.66
Credit Card Charge	11/09/2017	171109	805 Other Gas Purc...	CNG Trailer	2283 · Steven ...	138.32		308.98
Total 805.46 · Other Gas Purchases OK - Other						308.98	0.00	308.98
Total 805.46 · Other Gas Purchases OK						308.98	0.00	308.98
805 · Other Gas Purchases - Other								0.00
Total 805 · Other Gas Purchases - Other								0.00
Total 805 · Other Gas Purchases						308.98	0.00	308.98
851.46 · Sys Cntrl & load dispatching OK								0.00
Bill	01/01/2017	GS-49...	Servicestar	measurement	2221 · Vendors	49.17		49.17
Credit Card Charge	01/01/2017	170110	CQG	Commodity m...	2291 · Ross M...	204.00		253.17
Bill	01/31/2017	1701N...	NALLC - gas facilities		2221 · Vendors	11,642.04		11,895.21
Bill	02/01/2017	GS-49...	Servicestar	measurement	2221 · Vendors	49.17		11,944.38
Credit Card Charge	02/01/2017	170210	CQG	Commodity m...	2291 · Ross M...	204.00		12,148.38
Bill	02/28/2017	1702N...	NALLC - gas facilities		2221 · Vendors	7,368.30		19,516.68
Bill	03/01/2017	GS-49...	Servicestar	measurement	2221 · Vendors	49.17		19,565.85
Credit Card Charge	03/01/2017	170308	CQG	Commodity m...	2291 · Ross M...	204.00		19,769.85
Bill	03/31/2017	1703N...	NALLC - gas facilities		2221 · Vendors	5,819.04		25,588.89
Credit Card Charge	04/01/2017	170410	CQG	Commodity m...	2291 · Ross M...	205.00		25,793.89
Bill	04/01/2017	GS-49...	Servicestar	measurement	2221 · Vendors	49.17		25,843.06
Bill	04/30/2017	1704N...	NALLC - gas facilities		2221 · Vendors	3,993.48		29,836.54
Credit Card Charge	05/01/2017	170508	CQG	Commodity m...	2291 · Ross M...	205.00		30,041.54
Bill	05/01/2017	GS-49...	Servicestar	measurement	2221 · Vendors	49.17		30,090.71
Bill	05/31/2017	1705N...	NALLC - gas facilities		2221 · Vendors	3,550.50		33,641.21
Credit Card Charge	06/01/2017	170607	CQG	Commodity m...	2291 · Ross M...	205.00		33,846.21
Bill	06/01/2017	GS-49...	Servicestar	measurement	2221 · Vendors	49.17		33,895.38
Bill	06/30/2017	1706N...	NALLC - gas facilities		2221 · Vendors	3,681.72		37,577.10
Credit Card Charge	07/01/2017	170710	CQG	Commodity m...	2291 · Ross M...	205.00		37,782.10
Bill	07/01/2017	GS-49...	Servicestar	measurement	2221 · Vendors	49.17		37,831.27
Bill	07/31/2017	1707N...	NALLC - gas facilities		2221 · Vendors	4,194.72		42,025.99
Bill	08/01/2017	GS-49...	Servicestar	measurement	2221 · Vendors	49.17		42,075.16
Credit Card Charge	08/01/2017	170811	CQG	Commodity m...	2291 · Ross M...	205.00		42,280.16
Bill	08/31/2017	1708N...	NALLC - gas facilities		2221 · Vendors	4,198.32		46,478.48
Credit Card Charge	09/01/2017	170911	CQG	Commodity m...	2291 · Ross M...	205.00		46,683.48

Navitas Utility Corporation
General Ledger
As of December 31, 2017

Type	Date	Num	Name	Memo	Split	Debit	Credit	Balance
Bill	09/30/2017	1709N...	NALLC - gas facilities		2221 · Vendors	3,395.52		50,079.00
Credit Card Charge	10/01/2017	171012	CQG	Commodity m...	2291 · Ross M...	205.00		50,284.00
Bill	10/31/2017	1710N...	NALLC - gas facilities		2221 · Vendors	5,107.68		55,391.68
Credit Card Charge	11/01/2017	171109	CQG	Commodity m...	2291 · Ross M...	205.00		55,596.68
Bill	11/30/2017	1711N...	NALLC - gas facilities		2221 · Vendors	6,956.82		62,553.50
Credit Card Charge	12/01/2017	171222	CQG	Commodity m...	2291 · Ross M...	205.00		62,758.50
Bill	12/31/2017	1712N...	NALLC - gas facilities		2221 · Vendors	10,298.34		73,056.84
Total 851.46 · Sys Cntrl & load dispatching OK						73,056.84	0.00	73,056.84
855.46 · Other util comp state OK								0.00
Bill	01/01/2017	170109	Red River Valley Ru...	Electricity for ...	2221 · Vendors	35.14		35.14
Bill	02/01/2017	170207	Red River Valley Ru...	Electricity for ...	2221 · Vendors	35.54		70.68
Bill	03/01/2017	170307	Red River Valley Ru...	Electricity for ...	2221 · Vendors	34.72		105.40
Bill	04/01/2017	170410	Red River Valley Ru...	Electricity for ...	2221 · Vendors	35.56		140.96
Bill	05/01/2017	170505	Red River Valley Ru...	Electricity for ...	2221 · Vendors	37.60		178.56
Bill	06/01/2017	170605	Red River Valley Ru...	Electricity for ...	2221 · Vendors	37.80		216.36
Bill	07/01/2017	170710	Red River Valley Ru...	Electricity for ...	2221 · Vendors	37.56		253.92
Bill	08/01/2017	170809	Red River Valley Ru...	Electricity for ...	2221 · Vendors	38.10		292.02
Bill	09/01/2017	170908	Red River Valley Ru...	Electricity for ...	2221 · Vendors	37.38		329.40
Bill	10/01/2017	171012	Red River Valley Ru...	Electricity for ...	2221 · Vendors	37.99		367.39
Bill	11/01/2017	171107	Red River Valley Ru...	Electricity for ...	2221 · Vendors	38.19		405.58
Bill	12/01/2017	171211	Red River Valley Ru...	Electricity for ...	2221 · Vendors	37.61		443.19
Total 855.46 · Other util comp state OK						443.19	0.00	443.19
Cost of Goods Sold - Other								0.00
Total Cost of Goods Sold - Other								0.00
Total Cost of Goods Sold						2,467,928.71	0.00	2,467,928.71
Direct Costs								0.00
403 · Depreciation Expense								0.00
5999 · Depreciation								0.00
Total 5999 · Depreciation								0.00

Navitas Utility Corporation
General Ledger
As of December 31, 2017

Type	Date	Num	Name	Memo	Split	Debit	Credit	Balance
403 · Depreciation Expense - Other								0.00
General Journal	01/31/2017	170131		1600 accounts	1651 · A/D - A...	10,151.93		10,151.93
General Journal	02/28/2017	170132		1600 accounts	1651 · A/D - A...	9,790.99		19,942.92
General Journal	03/31/2017	170331		1600 accounts	1651 · A/D - A...	10,288.93		30,231.85
General Journal	04/30/2017	170430		1600 accounts	1651 · A/D - A...	10,301.83		40,533.68
General Journal	05/31/2017	170531		1600 accounts	1651 · A/D - A...	10,451.74		50,985.42
General Journal	06/30/2017	170630		1600 accounts	1651 · A/D - A...	10,899.53		61,884.95
General Journal	07/31/2017	170731		1600 accounts	1651 · A/D - A...	10,993.35		72,878.30
General Journal	08/31/2017	170831		1600 accounts	1651 · A/D - A...	10,998.46		83,876.76
General Journal	09/30/2017	170930		1600 accounts	1651 · A/D - A...	11,220.60		95,097.36
General Journal	10/31/2017	171031		1600 accounts	1651 · A/D - A...	11,222.40		106,319.76
General Journal	11/30/2017	171130		1600 accounts	1651 · A/D - A...	11,201.30		117,521.06
General Journal	12/31/2017	171231		1600 accounts	1651 · A/D - A...	11,801.73		129,322.79
Total 403 · Depreciation Expense - Other						129,322.79	0.00	129,322.79
Total 403 · Depreciation Expense						129,322.79	0.00	129,322.79
407 · Other Amortization								0.00
6699 · Amortization								0.00
Total 6699 · Amortization								0.00
407 · Other Amortization - Other								0.00
Total 407 · Other Amortization - Other								0.00
Total 407 · Other Amortization								0.00
5099 · Direct costs pre 2013								0.00
5100 · Services								0.00
Bill	01/06/2017	20170...	PayChex	Field payroll	2221 · Vendors	40,035.87		40,035.87
General Journal	01/06/2017	170111		Reallocate Pa...	-SPLIT-		40,035.87	0.00
Bill	01/12/2017	20170...	PayChex	Salary payroll	2221 · Vendors	33,373.21		33,373.21
General Journal	01/12/2017	170117		Reallocate Pa...	-SPLIT-		33,373.21	0.00
Bill	01/20/2017	20170...	PayChex	Field payroll	2221 · Vendors	39,763.65		39,763.65
General Journal	01/20/2017	170125		Reallocate Pa...	-SPLIT-		39,763.65	0.00
Bill	01/30/2017	20170...	PayChex	Salary payroll	2221 · Vendors	32,865.45		32,865.45
General Journal	01/30/2017	170201		Reallocate Pa...	-SPLIT-		32,865.45	0.00
Bill	02/03/2017	20170...	PayChex	Field payroll	2221 · Vendors	39,729.80		39,729.80
General Journal	02/03/2017	170208		Reallocate Pa...	-SPLIT-		39,729.80	0.00
Bill	02/13/2017	20170...	PayChex	Salary payroll	2221 · Vendors	32,615.58		32,615.58
General Journal	02/13/2017	170215		Reallocate Pa...	-SPLIT-		32,615.58	0.00
Bill	02/16/2017	20170...	PayChex	Field payroll	2221 · Vendors	40,936.55		40,936.55
General Journal	02/16/2017	170222		Reallocate Pa...	-SPLIT-		40,936.55	0.00
Bill	02/27/2017	20170...	PayChex	Salary payroll	2221 · Vendors	32,446.36		32,446.36
General Journal	02/27/2017	170301		Reallocate Pa...	-SPLIT-		32,446.36	0.00
Bill	03/03/2017	20170...	PayChex	Field payroll	2221 · Vendors	40,831.65		40,831.65
General Journal	03/03/2017	170308		Reallocate Pa...	-SPLIT-		40,831.65	0.00
Bill	03/13/2017	20170...	PayChex	Salary payroll	2221 · Vendors	32,446.36		32,446.36
General Journal	03/13/2017	170315		Reallocate Pa...	-SPLIT-		32,446.36	0.00
Bill	03/17/2017	20170...	PayChex	Field payroll	2221 · Vendors	40,041.85		40,041.85

Navitas Utility Corporation
General Ledger
As of December 31, 2017

Type	Date	Num	Name	Memo	Split	Debit	Credit	Balance
General Journal	03/17/2017	170322		Reallocate Pa...	-SPLIT-		40,041.85	0.00
Bill	03/29/2017	20170...	PayChex	Salary payroll	2221 · Vendors	33,562.86		33,562.86
General Journal	03/29/2017	170331		Reallocate Pa...	-SPLIT-		33,562.86	0.00
Bill	03/31/2017	20170...	PayChex	Field payroll	2221 · Vendors	40,220.26		40,220.26
General Journal	03/31/2017	170405		Reallocate Pa...	-SPLIT-		40,220.26	0.00
Bill	04/12/2017	20170...	PayChex	Salary payroll	2221 · Vendors	32,434.44		32,434.44
General Journal	04/12/2017	170415		Reallocate Pa...	-SPLIT-		32,434.44	0.00
Bill	04/17/2017	20170...	PayChex	Field payroll	2221 · Vendors	40,607.14		40,607.14
General Journal	04/17/2017	170419		Reallocate Pa...	-SPLIT-		40,607.14	0.00
Bill	04/27/2017	20170...	PayChex	Salary payroll	2221 · Vendors	33,545.99		33,545.99
General Journal	04/27/2017	170501		Reallocate Pa...	-SPLIT-		33,545.99	0.00
Bill	04/28/2017	20170...	PayChex	Field payroll	2221 · Vendors	41,123.52		41,123.52
General Journal	04/28/2017	170503		Reallocate Pa...	-SPLIT-		41,123.52	0.00
Bill	05/11/2017	20170...	PayChex	Salary payroll	2221 · Vendors	32,429.49		32,429.49
General Journal	05/11/2017	170515		Reallocate Pa...	-SPLIT-		32,429.49	0.00
Bill	05/12/2017	20170...	PayChex	Field payroll	2221 · Vendors	41,028.24		41,028.24
General Journal	05/12/2017	170517		Reallocate Pa...	-SPLIT-		41,028.24	0.00
Bill	05/26/2017	20170...	PayChex	Field payroll	2221 · Vendors	39,839.87		39,839.87
General Journal	05/26/2017	170531		Reallocate Pa...	-SPLIT-		39,839.87	0.00
Bill	05/30/2017	20170...	PayChex	Salary payroll	2221 · Vendors	32,429.49		32,429.49
General Journal	05/30/2017	170601		Reallocate Pa...	-SPLIT-		32,429.49	0.00
Bill	06/09/2017	20170...	PayChex	Field payroll	2221 · Vendors	41,781.12		41,781.12
General Journal	06/09/2017	170614		Reallocate Pa...	-SPLIT-		41,781.12	0.00
Bill	06/13/2017	20170...	PayChex	Salary payroll	2221 · Vendors	32,429.49		32,429.49
General Journal	06/13/2017	170615		Reallocate Pa...	-SPLIT-		32,429.49	0.00
Bill	06/23/2017	20170...	PayChex	Field payroll	2221 · Vendors	41,272.24		41,272.24
General Journal	06/23/2017	170628		Reallocate Pa...	-SPLIT-		41,272.24	0.00
Bill	06/28/2017	20170...	PayChex	Salary payroll	2221 · Vendors	35,995.08		35,995.08
General Journal	06/28/2017	170630		Reallocate Pa...	-SPLIT-		35,995.08	0.00
Bill	07/07/2017	20170...	PayChex	Field payroll	2221 · Vendors	54,435.24		54,435.24
General Journal	07/07/2017	170712		Reallocate Pa...	-SPLIT-		54,435.24	0.00
Bill	07/14/2017	20170...	PayChex	Salary payroll	2221 · Vendors	32,549.10		32,549.10
General Journal	07/14/2017	170715		Reallocate Pa...	-SPLIT-		32,549.10	0.00
Bill	07/21/2017	20170...	PayChex	Field payroll	2221 · Vendors	42,732.60		42,732.60
General Journal	07/21/2017	170726		Reallocate Pa...	-SPLIT-		42,732.60	0.00
Bill	07/27/2017	20170...	PayChex	Salary payroll	2221 · Vendors	32,549.10		32,549.10
General Journal	07/27/2017	170801		Reallocate Pa...	-SPLIT-		32,549.10	0.00
Bill	08/04/2017	20170...	PayChex	Field payroll	2221 · Vendors	42,677.93		42,677.93
General Journal	08/04/2017	170809		Reallocate Pa...	-SPLIT-		42,677.93	0.00
Bill	08/11/2017	20170...	PayChex	Salary payroll	2221 · Vendors	32,549.10		32,549.10
General Journal	08/11/2017	170815		Reallocate Pa...	-SPLIT-		32,549.10	0.00
Bill	08/18/2017	20170...	PayChex	Field payroll	2221 · Vendors	46,291.71		46,291.71
General Journal	08/18/2017	170823		Reallocate Pa...	-SPLIT-		43,444.70	2,847.01
Credit	08/21/2017	20170...	PayChex	Field payroll	2221 · Vendors		16,695.80	-13,848.79
Bill	08/21/2017	20170...	PayChex	Field payroll	2221 · Vendors	13,848.79		0.00
Bill	08/30/2017	20170...	PayChex	Salary payroll	2221 · Vendors	32,151.21		32,151.21
General Journal	08/30/2017	170901		Reallocate Pa...	-SPLIT-		32,151.21	0.00
Bill	09/01/2017	20170...	PayChex	Field payroll	2221 · Vendors	42,417.34		42,417.34
General Journal	09/01/2017	170906		Reallocate Pa...	-SPLIT-		42,417.34	0.00

Navitas Utility Corporation
General Ledger
As of December 31, 2017

Type	Date	Num	Name	Memo	Split	Debit	Credit	Balance
Bill	09/13/2017	20170...	PayChex	Salary payroll	2221 · Vendors	32,032.56		32,032.56
General Journal	09/13/2017	170915		Reallocate Pa...	-SPLIT-		32,032.56	0.00
Bill	09/15/2017	20170...	PayChex	Field payroll	2221 · Vendors	42,026.86		42,026.86
General Journal	09/15/2017	170920		Reallocate Pa...	-SPLIT-		42,026.86	0.00
Bill	09/28/2017	20170...	PayChex	Salary payroll	2221 · Vendors	32,032.56		32,032.56
General Journal	09/28/2017	171001		Reallocate Pa...	-SPLIT-		32,032.56	0.00
Bill	09/29/2017	20170...	PayChex	Field payroll	2221 · Vendors	42,431.47		42,431.47
General Journal	09/29/2017	171004		Reallocate Pa...	-SPLIT-		42,431.47	0.00
Bill	10/12/2017	20171...	PayChex	Salary payroll	2221 · Vendors	32,032.56		32,032.56
General Journal	10/12/2017	171015		Reallocate Pa...	-SPLIT-		32,032.56	0.00
Bill	10/13/2017	20171...	PayChex	Field payroll	2221 · Vendors	41,576.19		41,576.19
General Journal	10/13/2017	171018		Reallocate Pa...	-SPLIT-		41,576.19	0.00
Bill	10/27/2017	20171...	PayChex	Field payroll	2221 · Vendors	40,330.55		40,330.55
General Journal	10/27/2017	171101		Reallocate Pa...	-SPLIT-		40,330.55	0.00
Bill	10/30/2017	20171...	PayChex	Salary payroll	2221 · Vendors	32,032.56		32,032.56
General Journal	10/30/2017	171101		Reallocate Pa...	-SPLIT-		32,032.56	0.00
Bill	11/10/2017	20171...	PayChex	Field payroll	2221 · Vendors	41,035.27		41,035.27
General Journal	11/10/2017	171115		Reallocate Pa...	-SPLIT-		41,035.27	0.00
Bill	11/13/2017	20171...	PayChex	Salary payroll	2221 · Vendors	31,688.10		31,688.10
General Journal	11/13/2017	171115		Reallocate Pa...	-SPLIT-		31,688.10	0.00
Bill	11/27/2017	20171...	PayChex	Field payroll	2221 · Vendors	40,547.74		40,547.74
Bill	11/27/2017	20171...	PayChex	Field payroll - ...	2221 · Vendors	1,228.73		41,776.47
General Journal	11/27/2017	171129		Reallocate Pa...	-SPLIT-		41,263.41	513.06
Bill	11/29/2017	20171...	PayChex	Salary payroll	2221 · Vendors	31,641.55		32,154.61
General Journal	11/29/2017	171201		Reallocate Pa...	-SPLIT-		31,641.55	513.06
Credit	11/30/2017	20171...	PayChex	Jerod Shaw r...	2221 · Vendors		513.06	0.00
Bill	12/08/2017	20171...	PayChex	Field payroll	2221 · Vendors	37,053.80		37,053.80
General Journal	12/08/2017	17123...		Reallocate Pa...	-SPLIT-		37,053.80	0.00
Bill	12/13/2017	20171...	PayChex	Salary payroll	2221 · Vendors	31,641.55		31,641.55
General Journal	12/13/2017	171215		Reallocate Pa...	-SPLIT-		31,641.55	0.00
Bill	12/22/2017	20171...	PayChex	Field payroll	2221 · Vendors	49,863.22		49,863.22
General Journal	12/22/2017	171227		Reallocate Pa...	-SPLIT-		49,863.22	0.00
Bill	12/27/2017	20171...	PayChex	Salary payroll	2221 · Vendors	42,586.97		42,586.97
General Journal	12/27/2017	171231		Reallocate Pa...	-SPLIT-		42,586.97	0.00
Total 5100 · Services						1,897,769.92	1,897,769.92	0.00
5099 · Direct costs pre 2013 - Other								0.00
Total 5099 · Direct costs pre 2013 - Other								0.00
Total 5099 · Direct costs pre 2013						1,897,769.92	1,897,769.92	0.00
874 · Mains & Services Expense								0.00
5199 · Meter materials TBC								0.00
Total 5199 · Meter materials TBC								0.00
5300 · Equipment								0.00
Total 5300 · Equipment								0.00

Navitas Utility Corporation
General Ledger
As of December 31, 2017

Type	Date	Num	Name	Memo	Split	Debit	Credit	Balance
6240 · Transportation								0.00
Total 6240 · Transportation								0.00
874.15 · Mains & Services Expense KY								0.00
Bill	01/02/2017	111	Steve Jolley	Steve Jolley - ...	2221 · Vendors	2,500.00		2,500.00
Credit Card Charge	01/02/2017	170119	874 Mains & Services	Supplies for A...	2288 · Kevin P...	160.68		2,660.68
Credit Card Charge	01/03/2017	170119	874 Mains & Services	Supplies for A...	2288 · Kevin P...	6.32		2,667.00
Bill	01/04/2017	193899	Albany Plumbing & ...	Supplies for A...	2221 · Vendors	26.18		2,693.18
Credit Card Charge	01/04/2017	170119	874 Mains & Services	Supplies for A...	2288 · Kevin P...	7.67		2,700.85
Bill	01/05/2017	193908	Albany Plumbing & ...	Supplies for A...	2221 · Vendors	21.62		2,722.47
Credit Card Charge	01/05/2017	170119	874 Mains & Services	Supplies for A...	2288 · Kevin P...	6.35		2,728.82
General Journal	01/31/2017	170131		151 meters	1607 · Meters ...		55.00	2,673.82
Bill	02/01/2017	112	Steve Jolley	Steve Jolley - ...	2221 · Vendors	2,500.00		5,173.82
General Journal	02/28/2017	170228		153 meters	1607 · Meters ...		55.00	5,118.82
Bill	03/01/2017	113	Steve Jolley	Steve Jolley - ...	2221 · Vendors	2,500.00		7,618.82
General Journal	03/31/2017	170331		153 meters	1607 · Meters ...		54.00	7,564.82
Bill	04/01/2017	115	Steve Jolley	Steve Jolley - ...	2221 · Vendors	2,500.00		10,064.82
General Journal	04/30/2017	170430		153 meters	1607 · Meters ...		55.00	10,009.82
Bill	05/01/2017	116	Steve Jolley	Steve Jolley - ...	2221 · Vendors	2,500.00		12,509.82
General Journal	05/31/2017	170531		153 meters	1607 · Meters ...		55.00	12,454.82
Bill	06/01/2017	117	Steve Jolley	Steve Jolley - ...	2221 · Vendors	2,500.00		14,954.82
General Journal	06/30/2017	170630		154 meters	1607 · Meters ...		55.00	14,899.82
Bill	07/03/2017	118	Steve Jolley	Steve Jolley - ...	2221 · Vendors	2,500.00		17,399.82
Bill	07/25/2017	196859	Albany Plumbing & ...	Supplies for A...	2221 · Vendors	12.72		17,412.54
General Journal	07/31/2017	170731		154 meters	1607 · Meters ...		56.00	17,356.54
Bill	08/01/2017	119	Steve Jolley	Steve Jolley - ...	2221 · Vendors	2,500.00		19,856.54
Bill	08/08/2017	196027	Albany Plumbing & ...	Supplies for A...	2221 · Vendors	39.49		19,896.03
Bill	08/09/2017	196062	Albany Plumbing & ...	Supplies for A...	2221 · Vendors	12.67		19,908.70
Bill	08/09/2017	196081	Albany Plumbing & ...	Supplies for A...	2221 · Vendors	43.04		19,951.74
Credit Card Charge	08/09/2017	170918	874 Mains & Services	Suppleis for K...	2288 · Kevin P...	19.29		19,971.03
Credit Card Charge	08/10/2017	170918	874 Mains & Services	Supplies for A...	2288 · Kevin P...	4.55		19,975.58
General Journal	08/31/2017	170831		149 meters	1607 · Meters ...		53.00	19,922.58
Bill	09/01/2017	120	Steve Jolley	Steve Jolley - ...	2221 · Vendors	2,500.00		22,422.58
General Journal	09/30/2017	170930		149 meters	1607 · Meters ...		54.00	22,368.58
Bill	10/01/2017	121	Steve Jolley	Steve Jolley - ...	2221 · Vendors	2,500.00		24,868.58
General Journal	10/31/2017	171031		150 meters	1607 · Meters ...		54.00	24,814.58
Bill	11/01/2017	122	Steve Jolley	Steve Jolley - ...	2221 · Vendors	2,500.00		27,314.58
Bill	11/27/2017	198045	Albany Plumbing & ...	Supplies for A...	2221 · Vendors	31.75		27,346.33
General Journal	11/30/2017	171130		153 meters	1607 · Meters ...		55.00	27,291.33
Bill	12/01/2017	123	Steve Jolley	Steve Jolley - ...	2221 · Vendors	2,500.00		29,791.33
General Journal	12/31/2017	171231		157 meters	1607 · Meters ...		56.00	29,735.33
Total 874.15 · Mains & Services Expense KY						30,392.33	657.00	29,735.33

Navitas Utility Corporation
General Ledger
As of December 31, 2017

Type	Date	Num	Name	Memo	Split	Debit	Credit	Balance
874.16 · Mains & Services Expense TN								0.00
Bill	01/01/2017		Volunteer Trenching	Emergency re...	2221 · Vendors	250.00		250.00
Credit Card Charge	01/06/2017	170202	874 Mains & Services	Supplies for J...	2274 · Jerry W...	28.79		278.79
General Journal	01/06/2017	170111		JW	5100 · Services	2,288.14		2,566.93
Credit Card Charge	01/11/2017	170210	874 Mains & Services	instrument re...	2274 · Jerry W...	302.94		2,869.87
General Journal	01/20/2017	170125		JW	5100 · Services	2,447.47		5,317.34
Credit Card Charge	01/26/2017	170202	874 Mains & Services	Supplies for J...	2274 · Jerry W...	24.27		5,341.61
Credit Card Charge	01/26/2017	170202	874 Mains & Services	Supplies for J...	2274 · Jerry W...	13.09		5,354.70
General Journal	01/31/2017	170131		552 meters	1607 · Meters ...		200.00	5,154.70
Bill	02/01/2017		Volunteer Trenching	Emergency re...	2221 · Vendors	250.00		5,404.70
Bill	02/01/2017	341408	Railroad Manageme...	R/W For a 4" ...	2221 · Vendors	485.00		5,889.70
General Journal	02/03/2017	170208		JW	5100 · Services	2,415.01		8,304.71
Credit Card Charge	02/16/2017	170308	874 Mains & Services	Control arm r...	2274 · Jerry W...	275.61		8,580.32
General Journal	02/16/2017	170222		JW	5100 · Services	2,301.01		10,881.33
Credit Card Charge	02/24/2017	170308	874 Mains & Services	Supplies for J...	2274 · Jerry W...	6.39		10,887.72
General Journal	02/28/2017	170228		555 meters	1607 · Meters ...		201.00	10,686.72
Bill	03/01/2017		Volunteer Trenching	Emergency re...	2221 · Vendors	250.00		10,936.72
General Journal	03/03/2017	170308		JW	5100 · Services	2,440.21		13,376.93
General Journal	03/17/2017	170322		JW	5100 · Services	2,341.30		15,718.23
Credit Card Charge	03/22/2017	170410	874 Mains & Services	Supplies for J...	2274 · Jerry W...	34.31		15,752.54
Credit Card Charge	03/23/2017	170410	874 Mains & Services	Supplies for J...	2274 · Jerry W...	121.85		15,874.39
Credit Card Charge	03/29/2017	170410	874 Mains & Services	Oil change, tr...	2274 · Jerry W...	169.63		16,044.02
General Journal	03/31/2017	170405		JW	5100 · Services	2,273.56		18,317.58
General Journal	03/31/2017	170331		556 meters	1607 · Meters ...		197.00	18,120.58
Bill	04/01/2017		Volunteer Trenching	Emergency re...	2221 · Vendors	250.00		18,370.58
Bill	04/04/2017	90328...	Norfolk Southern Co...	R/W For a 4" ...	2221 · Vendors	100.00		18,470.58
General Journal	04/17/2017	170419		JW	5100 · Services	2,256.23		20,726.81
Credit Card Charge	04/24/2017	170505	874 Mains & Services	Supplies for J...	2274 · Jerry W...	9.83		20,736.64
General Journal	04/28/2017	170503		JW	5100 · Services	2,302.21		23,038.85
General Journal	04/30/2017	170430		554 meters	1607 · Meters ...		198.00	22,840.85
Bill	05/01/2017		Volunteer Trenching	Emergency re...	2221 · Vendors	250.00		23,090.85
General Journal	05/12/2017	170517		JW	5100 · Services	2,205.57		25,296.42
Credit Card Charge	05/15/2017	170605	874 Mains & Services	Supplies for J...	2274 · Jerry W...	55.79		25,352.21
Credit Card Charge	05/22/2017	170605	874 Mains & Services	Supplies for J...	2274 · Jerry W...	33.24		25,385.45
Credit Card Charge	05/22/2017	170605	874 Mains & Services	Supplies for J...	2274 · Jerry W...	24.32		25,409.77
General Journal	05/26/2017	170531		JW	5100 · Services	2,287.71		27,697.48
General Journal	05/31/2017	170531		552 meters	1607 · Meters ...		198.00	27,499.48
Bill	06/01/2017		Volunteer Trenching	Emergency re...	2221 · Vendors	250.00		27,749.48
Bill	06/01/2017	10874...	EGW Utilities, Inc.	Supplies for J...	2221 · Vendors	352.25		28,101.73
General Journal	06/09/2017	170614		JW	5100 · Services	2,331.05		30,432.78
Credit Card Charge	06/19/2017	170710	874 Mains & Services	Supplies for J...	2274 · Jerry W...	12.57		30,445.35
General Journal	06/23/2017	170628		JW	5100 · Services	2,329.33		32,774.68
Credit Card Charge	06/29/2017	170710	874 Mains & Services	oil change, br...	2274 · Jerry W...	175.29		32,949.97
General Journal	06/30/2017	170630		549 meters	1607 · Meters ...		198.00	32,751.97
Bill	07/01/2017		Volunteer Trenching	Emergency re...	2221 · Vendors	250.00		33,001.97
Bill	07/06/2017	1470	Mountain Valley Sup...	Supplies for J...	2221 · Vendors	2,285.10		35,287.07
General Journal	07/07/2017	170712		JW	5100 · Services	2,828.83		38,115.90
Credit Card Charge	07/20/2017	170802	874 Mains & Services	Suppleis for J...	2274 · Jerry W...	27.09		38,142.99
General Journal	07/21/2017	170726		JW	5100 · Services	2,476.26		40,619.25

Navitas Utility Corporation
General Ledger
As of December 31, 2017

Type	Date	Num	Name	Memo	Split	Debit	Credit	Balance
Credit Card Charge	07/27/2017	170802	874 Mains & Services	Suppleis for J...	2274 · Jerry W...	12.72		40,631.97
General Journal	07/31/2017	170731		548 meters	1607 · Meters ...		199.00	40,432.97
Bill	08/01/2017		Volunteer Trenching	Emergency re...	2221 · Vendors	250.00		40,682.97
Credit Card Charge	08/04/2017	170911	874 Mains & Services	Suppleis for J...	2274 · Jerry W...	26.72		40,709.69
General Journal	08/04/2017	170809		JW	5100 · Services	2,442.53		43,152.22
Credit Card Charge	08/08/2017	170816	874 Mains & Services	Supplies for J...	2288 · Kevin P...	21.02		43,173.24
Credit Card Charge	08/08/2017	170911	874 Mains & Services	Supplies for J...	2274 · Jerry W...	30.58		43,203.82
General Journal	08/18/2017	170823		JW	5100 · Services	2,377.05		45,580.87
General Journal	08/31/2017	170831		536 meters	1607 · Meters ...		190.00	45,390.87
Bill	09/01/2017		Volunteer Trenching	Emergency re...	2221 · Vendors	250.00		45,640.87
General Journal	09/01/2017	170906		JW	5100 · Services	2,504.73		48,145.60
Credit Card Charge	09/05/2017	171005	874 Mains & Services	Suppleis for J...	2274 · Jerry W...	26.43		48,172.03
Credit Card Charge	09/05/2017	171005	874 Mains & Services	Supplies for J...	2274 · Jerry W...	295.32		48,467.35
Bill	09/06/2017	3701	Huston DePue Labs...	Heath Certific...	2221 · Vendors	127.41		48,594.76
Credit Card Charge	09/07/2017	171005	874 Mains & Services	Supplies for J...	2274 · Jerry W...	51.41		48,646.17
General Journal	09/15/2017	170920		JW	5100 · Services	2,312.77		50,958.94
Credit Card Charge	09/18/2017	171005	874 Mains & Services	Supplies for J...	2274 · Jerry W...	32.18		50,991.12
General Journal	09/29/2017	171004		JW	5100 · Services	2,474.80		53,465.92
General Journal	09/30/2017	170930		540 meters	1607 · Meters ...		196.00	53,269.92
Bill	10/01/2017		Volunteer Trenching	Emergency re...	2221 · Vendors	250.00		53,519.92
Credit Card Charge	10/09/2017	171109	874 Mains & Services	oil change JW	2274 · Jerry W...	40.55		53,560.47
Bill	10/13/2017	66737...	G & C Supply Co, Inc	Supplies for J...	2221 · Vendors	30.00		53,590.47
General Journal	10/13/2017	171018		JW	5100 · Services	2,409.33		55,999.80
General Journal	10/27/2017	171101		JW	5100 · Services	2,410.25		58,410.05
General Journal	10/31/2017	171031		546 meters	1607 · Meters ...		198.00	58,212.05
Bill	11/01/2017		Volunteer Trenching	Emergency re...	2221 · Vendors	250.00		58,462.05
Credit Card Charge	11/06/2017	171201	874 Mains & Services	Supplies for j...	2274 · Jerry W...	39.64		58,501.69
General Journal	11/10/2017	171115		JW	5100 · Services	2,290.85		60,792.54
Credit Card Charge	11/11/2017	171201	874 Mains & Services	Supplies for j...	2274 · Jerry W...	3.81		60,796.35
General Journal	11/27/2017	171129		JW	5100 · Services	2,442.87		63,239.22
General Journal	11/30/2017	171130		553 meters	1607 · Meters ...		199.00	63,040.22
Bill	12/01/2017		Volunteer Trenching	Emergency re...	2221 · Vendors	250.00		63,290.22
Credit Card Charge	12/08/2017	180818	874 Mains & Services	Supplies for J...	2274 · Jerry W...	43.41		63,333.63
General Journal	12/08/2017	17123...		JW	5100 · Services	2,567.21		65,900.84
Credit Card Charge	12/12/2017	180818	874 Mains & Services	Supplies for J...	2274 · Jerry W...	7.19		65,908.03
Credit Card Charge	12/14/2017	180818	874 Mains & Services	Supplies for J...	2274 · Jerry W...	6.55		65,914.58
General Journal	12/22/2017	171227		JW	5100 · Services	4,160.75		70,075.33
General Journal	12/31/2017	171231		561 meters	1607 · Meters ...		201.00	69,874.33
Total 874.16 · Mains & Services Expense TN						72,249.33	2,375.00	69,874.33

Navitas Utility Corporation
General Ledger
As of December 31, 2017

Type	Date	Num	Name	Memo	Split	Debit	Credit	Balance
874.28 · Mains & Services Expense TX								0.00
Bill	08/11/2017	S1708...	Equipment Controls ...	Shipping for TX	2221 · Vendors	94.55		94.55
Credit Card Charge	08/29/2017	170911	887 Maintenance of ...	Supplies for TX	2288 · Kevin P...	7.18		101.73
Credit Card Charge	08/30/2017	170911	874 Mains & Services	Supplies for TX	2288 · Kevin P...	151.85		253.58
Bill	08/31/2017	170831	Wright Brothers Exc...	2 yards rock	2221 · Vendors	100.00		353.58
Credit Card Charge	08/31/2017	170911	887 Maintenance of ...	Supplies for TX	2288 · Kevin P...	40.20		393.78
Credit Card Charge	09/28/2017	171005	874 Mains & Services	Supplies for TX	2288 · Kevin P...	60.43		454.21
General Journal	09/30/2017	170930		1 meter	1607 · Meters ...		1.00	453.21
General Journal	10/31/2017	171031		1 meter	1607 · Meters ...		1.00	452.21
General Journal	11/30/2017	171130		1 meter	1607 · Meters ...		1.00	451.21
Credit Card Charge	12/05/2017	171208	874 Mains & Services	Supplies for TX	2288 · Kevin P...	283.23		734.44
General Journal	12/31/2017	171231		1 meter	1607 · Meters ...		1.00	733.44
Total 874.28 · Mains & Services Expense TX						737.44	4.00	733.44
874.46 · Mains & Services Expense OK								0.00
Bill	01/01/2017	170109	Farmers Coop	Supplies for E...	2221 · Vendors	101.26		101.26
Bill	01/04/2017	21309...	Tate Boy's Tire & Se...	oil change '14...	2221 · Vendors	63.54		164.80
Bill	01/04/2017	80240	Jenkins Oilfield Sup...	Parts for Back...	2221 · Vendors	398.33		563.13
Credit Card Charge	01/04/2017	170210	874 Mains & Services	flat for JG	2275 · Johnny ...	15.00		578.13
Bill	01/06/2017	123536	England Ford Inc	4 tires & align...	2221 · Vendors	828.83		1,406.96
General Journal	01/06/2017	170111		CC, JG, JS, ...	5100 · Services	20,353.66		21,760.62
Bill	01/10/2017	HC11...	H & C Services and ...	Supplies for E...	2221 · Vendors	154.57		21,915.19
Bill	01/10/2017	24000	Keystone-Beard Eq...	Supplies for ...	2221 · Vendors	60.00		21,975.19
Bill	01/10/2017	86536	Hudson Equipment	Supplies for H...	2221 · Vendors	5.25		21,980.44
Bill	01/11/2017	HC11...	H & C Services and ...	Supplies for E...	2221 · Vendors	40.36		22,020.80
Bill	01/11/2017	010219	Rick Garner's Trans...	Transmission ...	2221 · Vendors	1,105.00		23,125.80
Bill	01/11/2017	0244-...	O'Reilly Auto Parts	Supplies for E...	2221 · Vendors	87.16		23,212.96
Bill	01/11/2017	86636	Hudson Equipment	Supplies for H...	2221 · Vendors	50.45		23,263.41
Bill	01/11/2017	86681	Hudson Equipment	Supplies for H...	2221 · Vendors	6.45		23,269.86
Bill	01/11/2017	86713	Hudson Equipment	Supplies for H...	2221 · Vendors	19.79		23,289.65
Bill	01/11/2017	0219-...	O'Reilly Auto Parts	Supplies for ...	2221 · Vendors	53.66		23,343.31
Bill	01/11/2017	263005	Harold's Auto Supply	Supplies for E...	2221 · Vendors	27.65		23,370.96
Check	01/12/2017	CASH	874 Mains & Services	Supplies for ...	1183 · Cash Dr...	25.78		23,396.74
Credit Card Charge	01/12/2017	170202	874 Mains & Services	Supplies for ...	2289 · Bruce L...	3.44		23,400.18
Bill	01/17/2017	81900	Cart Farm & Home ...	Supplies for E...	2221 · Vendors	3.72		23,403.90
Check	01/19/2017	CASH	874 Mains & Services	Supplies for E...	1183 · Cash Dr...	41.25		23,445.15
Check	01/19/2017	CASH	874 Mains & Services	Supplies for E...	1183 · Cash Dr...	10.21		23,455.36
Bill	01/20/2017	30562...	Locke Supply	Supplies for ...	2221 · Vendors	56.48		23,511.84
Credit Card Charge	01/20/2017	170202	874 Mains & Services	oil change BL	2289 · Bruce L...	62.05		23,573.89
General Journal	01/20/2017	170125		CC, JG, JS, ...	5100 · Services	20,679.57		44,253.46
Credit Card Charge	01/22/2017	170202	874 Mains & Services	Supplies for E...	2283 · Steven ...	33.77		44,287.23
Bill	01/22/2017	115674	Entz Oilfield Chemic...	methanol	2221 · Vendors	139.34		44,426.57
Bill	01/23/2017	24195	Keystone-Beard Eq...	Supplies for ...	2221 · Vendors	32.75		44,459.32
Credit Card Charge	01/23/2017	170202	874 Mains & Services	oil change GF	2280 · Gaylord...	42.50		44,501.82
Bill	01/23/2017	82508	Cart Farm & Home ...	Supplies for E...	2221 · Vendors	4.68		44,506.50
Check	01/24/2017	CASH	United States Postal...	Supplies for E...	1183 · Cash Dr...	44.42		44,550.92
Check	01/24/2017	CASH	United States Postal...	Supplies for E...	1183 · Cash Dr...	32.97		44,583.89
Bill	01/25/2017	21323...	Tate Boy's Tire & Se...	oil change '09...	2221 · Vendors	51.90		44,635.79

Navitas Utility Corporation
General Ledger
As of December 31, 2017

Type	Date	Num	Name	Memo	Split	Debit	Credit	Balance
Bill	01/25/2017	0244-...	O'Reilly Auto Parts	Supplies for E...	2221 · Vendors	44.64		44,680.43
Bill	01/25/2017	0244-...	O'Reilly Auto Parts	Supplies for E...	2221 · Vendors	141.68		44,822.11
Bill	01/25/2017	468	Quinton Parts Supply	Supplies for K...	2221 · Vendors	15.99		44,838.10
Bill	01/25/2017	82783	Cart Farm & Home ...	Supplies for E...	2221 · Vendors	24.39		44,862.49
Bill	01/26/2017	16489	Bayou Engineering ...	(2) mercaptan...	2221 · Vendors	872.11		45,734.60
Bill	01/26/2017	87605	Hudson Equipment	Supplies for H...	2221 · Vendors	33.89		45,768.49
Credit Card Charge	01/26/2017	170202	874 Mains & Services	4 tires for BL	2289 · Bruce L...	801.18		46,569.67
Bill	01/26/2017	82925	Cart Farm & Home ...	Supplies for E...	2221 · Vendors	38.42		46,608.09
Bill	01/30/2017	21327...	Tate Boy's Tire & Se...	Trans service ...	2221 · Vendors	237.80		46,845.89
Bill	01/30/2017	11070...	Isco Industries, LLC	Supplies for E...	2221 · Vendors	357.59		47,203.48
Credit Card Charge	01/30/2017	170208	874 Mains & Services	Supplies for E...	2283 · Steven ...	198.68		47,402.16
Credit Card Credit	01/30/2017	170208	874 Mains & Services	Supplies for E...	2283 · Steven ...		182.34	47,219.82
Credit Card Charge	01/30/2017	170208	874 Mains & Services	Tire & rim for ...	2283 · Steven ...	142.77		47,362.59
Bill	01/31/2017	10829...	EGW Utilities, Inc.	Supplies for E...	2221 · Vendors	942.93		48,305.52
Bill	01/31/2017	10829...	EGW Utilities, Inc.	Supplies for E...	2221 · Vendors	61.18		48,366.70
Credit Card Charge	01/31/2017	170202	874 Mains & Services	Supplies for V...	2289 · Bruce L...	19.16		48,385.86
Bill	01/31/2017	170206	Farmers Coop	Supplies for E...	2221 · Vendors	35.82		48,421.68
Bill	01/31/2017	80757	Jenkins Oilfield Sup...	Supplies for V...	2221 · Vendors	276.84		48,698.52
Bill	01/31/2017	598719	Farmers Coop Mill &...	oil change KP	2221 · Vendors	49.20		48,747.72
General Journal	01/31/2017	170131		3,686 meters	1607 · Meters ...		1,336.00	47,411.72
Credit Card Charge	02/01/2017	170210	874 Mains & Services	Supplies for V...	2289 · Bruce L...	11.94		47,423.66
Credit Card Charge	02/01/2017	170221	874 Mains & Services	Supplies for E...	2288 · Kevin P...	233.98		47,657.64
Bill	02/02/2017	HC11...	H & C Services and ...	Supplies for E...	2221 · Vendors	573.12		48,230.76
Bill	02/02/2017	88121	Hudson Equipment	Supplies for H...	2221 · Vendors	1.30		48,232.06
General Journal	02/03/2017	170208		CC, JG, JS, ...	5100 · Services	20,818.35		69,050.41
Bill	02/07/2017	24420	Keystone-Beard Eq...	Supplies for ...	2221 · Vendors	53.16		69,103.57
Credit Card Charge	02/07/2017	170221	874 Mains & Services	Supplies for ...	2289 · Bruce L...	244.15		69,347.72
Bill	02/07/2017	124042	England Ford Inc	4 tires & align...	2221 · Vendors	894.48		70,242.20
Bill	02/07/2017	88435	Hudson Equipment	Supplies for H...	2221 · Vendors	19.25		70,261.45
Bill	02/07/2017	0219-...	O'Reilly Auto Parts	Supplies for ...	2221 · Vendors	197.61		70,459.06
Check	02/08/2017	CASH	874 Mains & Services	Supplies for E...	1183 · Cash Dr...	8.92		70,467.98
Bill	02/09/2017	11070...	Isco Industries, LLC	Supplies for E...	2221 · Vendors	75.03		70,543.01
Bill	02/09/2017	170209	Mike's Garage	BR change in...	2221 · Vendors	147.76		70,690.77
Bill	02/09/2017	88599	Hudson Equipment	Supplies for H...	2221 · Vendors	22.31		70,713.08
Bill	02/09/2017	88607	Hudson Equipment	Supplies for H...	2221 · Vendors	9.24		70,722.32
Credit Card Charge	02/10/2017	170213	874 Mains & Services	Suppleis for E...	2288 · Kevin P...	24.08		70,746.40
Credit Card Charge	02/10/2017	170213	874 Mains & Services	Suppleis for E...	2288 · Kevin P...	48.07		70,794.47
Credit Card Charge	02/14/2017	170221	874 Mains & Services	New Battary	2288 · Kevin P...	169.74		70,964.21
Credit Card Charge	02/14/2017	170221	874 Mains & Services	Oil change on...	2288 · Kevin P...	79.60		71,043.81
Credit Card Charge	02/14/2017	170221	874 Mains & Services	Oil change BR	2288 · Kevin P...	69.60		71,113.41
Credit Card Charge	02/14/2017	170222	874 Mains & Services	Supplies for V...	2289 · Bruce L...	3.28		71,116.69
Credit Card Charge	02/15/2017	170222	874 Mains & Services	Supplies for V...	2289 · Bruce L...	23.57		71,140.26
Credit Card Charge	02/16/2017	170221	874 Mains & Services	Supplies for E...	2288 · Kevin P...	191.75		71,332.01
Credit Card Charge	02/16/2017	170221	874 Mains & Services	Supplies for E...	2288 · Kevin P...	14.21		71,346.22
General Journal	02/16/2017	170222		CC, JG, JS, ...	5100 · Services	21,080.29		92,426.51
Credit Card Charge	02/19/2017	170308	874 Mains & Services	Supplies for ...	2294 · Chris Cr...	25.53		92,452.04
Bill	02/20/2017	85699	Cart Farm & Home ...	Supplies for E...	2221 · Vendors	5.21		92,457.25
Bill	02/21/2017	84294...	Grainger	Supplies for E...	2221 · Vendors	87.14		92,544.39
Bill	02/21/2017	89289	Hudson Equipment	Supplies for H...	2221 · Vendors	24.05		92,568.44

Navitas Utility Corporation
General Ledger
As of December 31, 2017

Type	Date	Num	Name	Memo	Split	Debit	Credit	Balance
Credit Card Charge	02/22/2017	170308	874 Mains & Services	headlight BL	2289 · Bruce L...	25.00		92,593.44
Credit Card Charge	02/22/2017	170308	874 Mains & Services	Supplies for E...	2288 · Kevin P...	3.22		92,596.66
Bill	02/23/2017	30816...	Locke Supply	Supplies for ...	2221 · Vendors	12.81		92,609.47
Bill	02/23/2017	86103	Cart Farm & Home ...	Supplies for E...	2221 · Vendors	25.54		92,635.01
Bill	02/23/2017	89458	Hudson Equipment	Supplies for H...	2221 · Vendors	8.64		92,643.65
Bill	02/24/2017	85448	Wheeler Chevrolet, I...	oil change WS	2221 · Vendors	43.43		92,687.08
Credit Card Charge	02/27/2017	170309	874 Mains & Services	Supplies for K...	2290 · Scott K...	54.71		92,741.79
Bill	02/28/2017	170307	Farmers Coop	Supplies for E...	2221 · Vendors	878.63		93,620.42
General Journal	02/28/2017	170228		3,681 meters	1607 · Meters ...		1,335.00	92,285.42
Bill	03/01/2017	89859	Hudson Equipment	Supplies for H...	2221 · Vendors	5.03		92,290.45
Bill	03/02/2017	500066	Wann Stop	Supplies for K...	2221 · Vendors	27.40		92,317.85
Bill	03/02/2017	89981	Hudson Equipment	Supplies for H...	2221 · Vendors	43.67		92,361.52
Bill	03/03/2017	90068	Hudson Equipment	Supplies for H...	2221 · Vendors	37.20		92,398.72
General Journal	03/03/2017	170308		CC, JG, JS, ...	5100 · Services	20,976.12		113,374.84
Bill	03/06/2017	81306	Jenkins Oilfield Sup...	Supplies for V...	2221 · Vendors	348.72		113,723.56
Bill	03/06/2017	500067	Wann Stop	Supplies for K...	2221 · Vendors	11.00		113,734.56
Bill	03/06/2017	90266	Hudson Equipment	Supplies for H...	2221 · Vendors	5.03		113,739.59
Bill	03/06/2017	87230	Cart Farm & Home ...	Supplies for E...	2221 · Vendors	6.12		113,745.71
Bill	03/07/2017	24904	Keystone-Beard Eq...	Supplies for ...	2221 · Vendors	33.80		113,779.51
Check	03/08/2017	CASH	874 Mains & Services	Supplies for ...	1183 · Cash Dr...	18.60		113,798.11
Credit Card Charge	03/08/2017	170309	874 Mains & Services	Supplies for K...	2290 · Scott K...	17.49		113,815.60
Credit Card Charge	03/09/2017	170309	874 Mains & Services	Supplies for ...	2285 · Jeff Fog...	36.26		113,851.86
Credit Card Charge	03/09/2017	170309	874 Mains & Services	Supplies for ...	2285 · Jeff Fog...	222.22		114,074.08
Credit Card Charge	03/09/2017	170309	874 Mains & Services	Supplies for ...	2285 · Jeff Fog...	65.32		114,139.40
Bill	03/09/2017	124637	England Ford Inc	oil change '10...	2221 · Vendors	54.42		114,193.82
Credit Card Charge	03/09/2017	170410	874 Mains & Services	Car wash	2280 · Gaylord...	16.00		114,209.82
Bill	03/10/2017	67030...	Continental Industrie...	Supplies for E...	2221 · Vendors	28.01		114,237.83
Credit Card Charge	03/10/2017	170324	874 Mains & Services	Supplies for V...	2289 · Bruce L...	19.58		114,257.41
Credit Card Charge	03/10/2017	170324	874 Mains & Services	oil change for ...	2283 · Steven ...	41.93		114,299.34
Bill	03/10/2017	0219-...	O'Reilly Auto Parts	oil change RH	2221 · Vendors	29.39		114,328.73
Bill	03/10/2017	266041	Harold's Auto Supply	Supplies for E...	2221 · Vendors	24.24		114,352.97
Bill	03/14/2017	124738	England Ford Inc	oil change '11...	2221 · Vendors	59.87		114,412.84
Bill	03/14/2017	0239-...	O'Reilly Auto Parts	Supplies for ...	2221 · Vendors	32.84		114,445.68
Bill	03/15/2017	126247	OCT Equipment LLC	Backhoe parts	2221 · Vendors	76.35		114,522.03
Bill	03/15/2017	500068	Wann Stop	Supplies for K...	2221 · Vendors	59.19		114,581.22
Bill	03/15/2017	75874	Dixon Kirchoff, Inc	Supplies for H...	2221 · Vendors	13.92		114,595.14
Bill	03/15/2017	90888	Hudson Equipment	Supplies for H...	2221 · Vendors	2.84		114,597.98
Credit Card Charge	03/15/2017	170410	874 Mains & Services	Supplies for E...	2283 · Steven ...	9.36		114,607.34
Bill	03/16/2017	25035	Keystone-Beard Eq...	Supplies for E...	2221 · Vendors	129.05		114,736.39
Bill	03/16/2017	88575	Cart Farm & Home ...	Supplies for E...	2221 · Vendors	32.93		114,769.32
Credit Card Charge	03/16/2017	170410	874 Mains & Services	SUpplies for ...	2289 · Bruce L...	18.46		114,787.78
Bill	03/17/2017	0219-...	O'Reilly Auto Parts	Supplies for ...	2221 · Vendors	34.59		114,822.37
Bill	03/17/2017	25055	Keystone-Beard Eq...	Supplies for E...	2221 · Vendors	45.96		114,868.33
Bill	03/17/2017	746	Quinton Parts Supply	Supplies for K...	2221 · Vendors	25.58		114,893.91
General Journal	03/17/2017	170322		CC, JG, JS, ...	5100 · Services	20,608.86		135,502.77
Bill	03/20/2017	30993...	Locke Supply	Supplies for ...	2221 · Vendors	293.71		135,796.48
Bill	03/20/2017	25087	Keystone-Beard Eq...	Supplies for ...	2221 · Vendors	205.84		136,002.32
Credit Card Charge	03/20/2017	170410	874 Mains & Services	Supplies for V...	2289 · Bruce L...	34.73		136,037.05
Credit Card Charge	03/24/2017	170411	874 Mains & Services	Supplies for E...	2288 · Kevin P...	39.23		136,076.28

Navitas Utility Corporation
General Ledger
As of December 31, 2017

Type	Date	Num	Name	Memo	Split	Debit	Credit	Balance
Credit Card Charge	03/27/2017	170410	874 Mains & Services	Supplies for K...	2290 · Scott K...	116.89		136,193.17
Bill	03/28/2017	21370...	Tate Boy's Tire & Se...	oil change '09...	2221 · Vendors	68.18		136,261.35
Bill	03/28/2017	21370...	Tate Boy's Tire & Se...	oil change '09...	2221 · Vendors	41.36		136,302.71
Bill	03/28/2017	65284	Brown Ford & Mercu...	Replace oil p...	2221 · Vendors	938.00		137,240.71
Credit Card Charge	03/28/2017	170410	874 Mains & Services	Supplies for E...	2288 · Kevin P...	126.42		137,367.13
Credit Card Charge	03/28/2017	170410	874 Mains & Services	Supplies for V...	2289 · Bruce L...	23.97		137,391.10
Bill	03/29/2017	00237...	Corley Gasket Com...	Supplies for E...	2221 · Vendors	109.82		137,500.92
Credit Card Charge	03/29/2017	170410	874 Mains & Services	Supplies for E...	2288 · Kevin P...	18.34		137,519.26
Credit Card Charge	03/30/2017	170410	874 Mains & Services	Oil change BL	2289 · Bruce L...	68.03		137,587.29
Credit Card Charge	03/30/2017	170410	874 Mains & Services	Supplies for E...	2283 · Steven ...	117.69		137,704.98
Credit Card Credit	03/30/2017	170410	874 Mains & Services	Supplies for E...	2283 · Steven ...		108.98	137,596.00
Credit Card Charge	03/30/2017	170410	874 Mains & Services	Supplies for E...	2283 · Steven ...	261.58		137,857.58
Bill	03/31/2017	170406	Farmers Coop	Supplies for E...	2221 · Vendors	195.20		138,052.78
General Journal	03/31/2017	170405		CC, JG, JS, ...	5100 · Services	21,231.22		159,284.00
General Journal	03/31/2017	170331		3,664 meters	1607 · Meters ...		1,297.00	157,987.00
Bill	04/01/2017	90847	Cart Farm & Home ...	Supplies for E...	2221 · Vendors	25.72		158,012.72
Bill	04/03/2017	21374...	Tate Boy's Tire & Se...	oil change '14...	2221 · Vendors	290.76		158,303.48
Bill	04/04/2017	125115	England Ford Inc	oil change '07...	2221 · Vendors	52.27		158,355.75
Bill	04/04/2017	91324	Cart Farm & Home ...	Supplies for E...	2221 · Vendors	26.39		158,382.14
Bill	04/05/2017	K89639	OCT Equipment LLC	Backhoe parts	2221 · Vendors	23.30		158,405.44
Bill	04/05/2017	11072...	Isco Industries, LLC	Freight	2221 · Vendors	52.34		158,457.78
Bill	04/05/2017	77872	Dixon Kirchoff, Inc	Supplies for H...	2221 · Vendors	5.12		158,462.90
Bill	04/05/2017	0219-...	O'Reilly Auto Parts	Supplies for ...	2221 · Vendors	52.69		158,515.59
Credit Card Charge	04/06/2017	170410	874 Mains & Services	Supplies for E...	2283 · Steven ...	6.88		158,522.47
Credit Card Charge	04/07/2017	170410	874 Mains & Services	Supplies for E...	2283 · Steven ...	125.34		158,647.81
Credit Card Charge	04/07/2017	170410	874 Mains & Services	Supplies for E...	2283 · Steven ...	3.55		158,651.36
Credit Card Charge	04/07/2017	170410	874 Mains & Services	Supplies for E...	2283 · Steven ...	21.88		158,673.24
Credit Card Charge	04/07/2017	170410	874 Mains & Services	Supplies for E...	2283 · Steven ...	86.72		158,759.96
Credit Card Charge	04/07/2017	170421	874 Mains & Services	Supplies for E...	2286 · Darrel ...	27.35		158,787.31
Credit Card Credit	04/11/2017	170411	874 Mains & Services	Supplies for E...	2288 · Kevin P...		39.23	158,748.08
Bill	04/11/2017	0219-...	O'Reilly Auto Parts	Supplies for ...	2221 · Vendors	11.96		158,760.04
Credit Card Charge	04/11/2017	170419	874 Mains & Services	Supplies for V...	2289 · Bruce L...	15.02		158,775.06
Credit Card Charge	04/11/2017	170419	874 Mains & Services	Supplies for V...	2289 · Bruce L...	112.76		158,887.82
Bill	04/11/2017	500069	Wann Stop	Supplies for K...	2221 · Vendors	23.08		158,910.90
Bill	04/12/2017	81989	Jenkins Oilfield Sup...	Supplies for V...	2221 · Vendors	515.61		159,426.51
Bill	04/12/2017	500070	Wann Stop	Supplies for K...	2221 · Vendors	14.14		159,440.65
Bill	04/12/2017	725584	Hinton Auto Supply	Supplies for H...	2221 · Vendors	20.70		159,461.35
Bill	04/12/2017	92328	Cart Farm & Home ...	Supplies for E...	2221 · Vendors	5.49		159,466.84
Credit Card Charge	04/13/2017	170419	874 Mains & Services	Supplies for E...	2288 · Kevin P...	569.32		160,036.16
Credit Card Charge	04/17/2017	170420	874 Mains & Services	Supplies for V...	2289 · Bruce L...	326.31		160,362.47
General Journal	04/17/2017	170417		WR Reimburs...	1183 · Cash Dr...		21.80	160,340.67
General Journal	04/17/2017	170419		CC, JG, JS, ...	5100 · Services	21,332.52		181,673.19
Credit Card Charge	04/18/2017	170420	874 Mains & Services	Supplies for V...	2289 · Bruce L...	470.82		182,144.01
Credit Card Charge	04/19/2017	170421	1302 System Parts	Supplies for E...	2286 · Darrel ...	16.31		182,160.32
Bill	04/19/2017	93750	Hudson Equipment	Supplies for H...	2221 · Vendors	16.41		182,176.73
Credit Card Charge	04/20/2017	170420	874 Mains & Services	Supplies for V...	2289 · Bruce L...	12.61		182,189.34
Bill	04/20/2017	31246...	Locke Supply	Supplies for V...	2221 · Vendors	246.07		182,435.41
Credit Card Charge	04/20/2017	170509	874 Mains & Services	Supplies for ...	2294 · Chris Cr...	37.80		182,473.21
Bill	04/21/2017	125398	England Ford Inc	oil change '16...	2221 · Vendors	58.09		182,531.30

Navitas Utility Corporation
General Ledger
As of December 31, 2017

Type	Date	Num	Name	Memo	Split	Debit	Credit	Balance
Bill	04/21/2017	1104	Quinton Parts Supply	Supplies for K...	2221 · Vendors	72.38		182,603.68
Credit Card Charge	04/23/2017	170509	874 Mains & Services	tolls for OK	2280 · Gaylord...	320.00		182,923.68
Credit Card Charge	04/25/2017	170427	874 Mains & Services	Supplies for E...	2288 · Kevin P...	109.16		183,032.84
Credit Card Charge	04/25/2017	170505	874 Mains & Services	Supplies for E...	2288 · Kevin P...	259.44		183,292.28
Bill	04/27/2017	31292...	Locke Supply	Supplies for V...	2221 · Vendors	46.81		183,339.09
Bill	04/28/2017	HC11...	H & C Services and ...	Supplies for E...	2221 · Vendors	52.35		183,391.44
Bill	04/28/2017	170503	Mike's Garage	DG R&R Cyli...	2221 · Vendors	341.24		183,732.68
Credit Card Charge	04/28/2017	170505	874 Mains & Services	Supplies for E...	2288 · Kevin P...	142.34		183,875.02
Credit Card Charge	04/28/2017	170505	874 Mains & Services	Supplies for E...	2288 · Kevin P...	159.66		184,034.68
Credit Card Charge	04/28/2017	170505	874 Mains & Services	Supplies for K...	2289 · Bruce L...	284.84		184,319.52
General Journal	04/28/2017	170503		CC, JG, JS, ...	5100 · Services	21,826.27		206,145.79
Bill	04/30/2017	170505	Farmers Coop	Supplies for E...	2221 · Vendors	131.35		206,277.14
General Journal	04/30/2017	170430		3,626 meters	1607 · Meters ...		1,295.00	204,982.14
Credit Card Charge	05/01/2017	170505	874 Mains & Services	Supplies for K...	2289 · Bruce L...	20.87		205,003.01
Credit Card Charge	05/01/2017	170505	874 Mains & Services	Supplies for K...	2289 · Bruce L...	332.25		205,335.26
Bill	05/01/2017	11072...	Isco Industries, LLC	Freight	2221 · Vendors	108.07		205,443.33
Bill	05/01/2017	80199	Dixon Kirchoff, Inc	Supplies for H...	2221 · Vendors	4.94		205,448.27
Bill	05/01/2017	80226	Dixon Kirchoff, Inc	Supplies for H...	2221 · Vendors	59.93		205,508.20
Bill	05/01/2017	94422	Hudson Equipment	Supplies for H...	2221 · Vendors	45.29		205,553.49
Bill	05/01/2017	94423	Hudson Equipment	Supplies for H...	2221 · Vendors	17.52		205,571.01
Bill	05/01/2017	94474	Hudson Equipment	Supplies for H...	2221 · Vendors	27.36		205,598.37
Credit Card Charge	05/02/2017	170505	874 Mains & Services	Supplies for E...	2278 · Trenton...	8.29		205,606.66
Check	05/02/2017	CASH	874 Mains & Services	Backhoe repair	1183 · Cash Dr...	90.00		205,696.66
Bill	05/03/2017	K90256	OCT Equipment LLC	Backhoe parts	2221 · Vendors	347.67		206,044.33
Bill	05/03/2017	11072...	Isco Industries, LLC	Freight	2221 · Vendors	85.28		206,129.61
Credit Card Charge	05/03/2017	170509	874 Mains & Services	Oil change KP	2288 · Kevin P...	75.22		206,204.83
Bill	05/03/2017	94832	Hudson Equipment	Supplies for H...	2221 · Vendors	2.62		206,207.45
Bill	05/03/2017	1208	Quinton Parts Supply	Supplies for K...	2221 · Vendors	103.45		206,310.90
Credit Card Charge	05/04/2017	170505	874 Mains & Services	Supplies for K...	2289 · Bruce L...	42.51		206,353.41
Bill	05/04/2017	80875	Dixon Kirchoff, Inc	Supplies for H...	2221 · Vendors	130.92		206,484.33
Credit	05/04/2017	80915	Dixon Kirchoff, Inc	Supplies for H...	2221 · Vendors		127.52	206,356.81
Credit Card Charge	05/05/2017	170509	874 Mains & Services	Supplies for E...	2283 · Steven ...	86.99		206,443.80
Credit Card Charge	05/05/2017	170509	874 Mains & Services	Supplies for E...	2288 · Kevin P...	6.45		206,450.25
Bill	05/05/2017	40543	Prince Plumbing LLC	Supplies for H...	2221 · Vendors	172.30		206,622.55
Credit Card Charge	05/08/2017	170510	874 Mains & Services	Oil change Ar...	2288 · Kevin P...	68.50		206,691.05
Credit Card Charge	05/08/2017	170510	874 Mains & Services	Flat tire	2288 · Kevin P...	12.00		206,703.05
Credit Card Charge	05/08/2017	170510	874 Mains & Services	Flat Tire	2288 · Kevin P...	15.00		206,718.05
Credit Card Charge	05/08/2017	170510	874 Mains & Services	Dismount Tire	2288 · Kevin P...	9.00		206,727.05
Credit Card Charge	05/08/2017	170510	874 Mains & Services	2 tire trailer	2288 · Kevin P...	152.60		206,879.65
Credit Card Charge	05/08/2017	170510	874 Mains & Services	flat	2288 · Kevin P...	12.00		206,891.65
Credit Card Charge	05/08/2017	170510	874 Mains & Services	flat	2288 · Kevin P...	12.00		206,903.65
Credit Card Charge	05/08/2017	170512	874 Mains & Services	Supplies for K...	2289 · Bruce L...	19.08		206,922.73
Bill	05/09/2017	1275	Quinton Parts Supply	Supplies for K...	2221 · Vendors	32.62		206,955.35
Bill	05/10/2017	95409	Hudson Equipment	Supplies for H...	2221 · Vendors	7.24		206,962.59
Bill	05/10/2017	95426	Hudson Equipment	Supplies for H...	2221 · Vendors	5.46		206,968.05
Bill	05/10/2017	95438	Hudson Equipment	Supplies for H...	2221 · Vendors	88.70		207,056.75
Bill	05/11/2017	R81787	Dixon Kirchoff, Inc	Flat	2221 · Vendors	12.50		207,069.25
Bill	05/12/2017	95603	Hudson Equipment	Supplies for H...	2221 · Vendors	2.03		207,071.28
General Journal	05/12/2017	170517		CC, JG, JS, ...	5100 · Services	22,121.14		229,192.42

Navitas Utility Corporation
General Ledger
As of December 31, 2017

Type	Date	Num	Name	Memo	Split	Debit	Credit	Balance
Bill	05/18/2017	126388	OCT Equipment LLC	Backhoe parts	2221 · Vendors	231.06		229,423.48
Bill	05/19/2017	170519	TDH Construction	Supplies for K...	2221 · Vendors	15.26		229,438.74
Bill	05/22/2017	97356	Cart Farm & Home ...	Supplies for E...	2221 · Vendors	26.14		229,464.88
Bill	05/23/2017	96341	Hudson Equipment	Supplies for H...	2221 · Vendors	15.74		229,480.62
Credit Card Charge	05/24/2017	170615	874 Mains & Services	flat tire SK	2290 · Scott K...	10.00		229,490.62
Bill	05/26/2017	0219-...	O'Reilly Auto Parts	Supplies for ...	2221 · Vendors	270.39		229,761.01
General Journal	05/26/2017	170531		CC, JG, JS, ...	5100 · Services	20,749.29		250,510.30
Bill	05/30/2017	82808	Jenkins Oilfield Sup...	Supplies for V...	2221 · Vendors	368.63		250,878.93
Credit Card Charge	05/30/2017	170605	874 Mains & Services	Supplies for E...	2288 · Kevin P...	105.30		250,984.23
Credit Card Charge	05/30/2017	170615	874 Mains & Services	Supplies for K...	2289 · Bruce L...	21.93		251,006.16
Bill	05/31/2017	170605	Farmers Coop	Supplies for E...	2221 · Vendors	134.66		251,140.82
Credit Card Charge	05/31/2017	170605	874 Mains & Services	Suppleis for ...	2294 · Chris Cr...	12.45		251,153.27
Credit Card Charge	05/31/2017	170605	874 Mains & Services	Supplies for ...	2285 · Jeff Fog...	32.67		251,185.94
Credit Card Charge	05/31/2017	170605	874 Mains & Services	Supplies for E...	2283 · Steven ...	3.29		251,189.23
Credit Card Charge	05/31/2017	170615	874 Mains & Services	Supplies for E...	2283 · Steven ...	91.70		251,280.93
General Journal	05/31/2017	170531		3,609 meters	1607 · Meters ...		1,295.00	249,985.93
Bill	06/01/2017	10874...	EGW Utilities, Inc.	Supplies for E...	2221 · Vendors	332.22		250,318.15
Credit Card Charge	06/01/2017	170605	874 Mains & Services	Supplies for E...	2283 · Steven ...	5.32		250,323.47
Credit Card Charge	06/01/2017	170615	874 Mains & Services	Supplies for E...	2288 · Kevin P...	217.91		250,541.38
Bill	06/01/2017	98898	Cart Farm & Home ...	Supplies for E...	2221 · Vendors	19.21		250,560.59
Credit Card Charge	06/02/2017	170615	874 Mains & Services	Supplies for E...	2283 · Steven ...	43.79		250,604.38
Credit Card Charge	06/02/2017	170615	874 Mains & Services	Supplies for V...	2289 · Bruce L...	104.72		250,709.10
Credit Card Charge	06/02/2017	170615	874 Mains & Services	oil change BL	2289 · Bruce L...	63.95		250,773.05
Credit Card Charge	06/03/2017	170615	874 Mains & Services	Supplies for V...	2289 · Bruce L...	43.56		250,816.61
Bill	06/05/2017	26118	Keystone-Beard Eq...	Supplies for ...	2221 · Vendors	65.70		250,882.31
Credit Card Charge	06/05/2017	170615	874 Mains & Services	Supplies for V...	2289 · Bruce L...	38.29		250,920.60
Bill	06/05/2017	1516	Quinton Parts Supply	Supplies for K...	2221 · Vendors	30.50		250,951.10
Credit Card Charge	06/06/2017	170615	874 Mains & Services	Supplies for V...	2289 · Bruce L...	176.75		251,127.85
Bill	06/06/2017	1540	Quinton Parts Supply	Supplies for K...	2221 · Vendors	66.46		251,194.31
Bill	06/07/2017	10876...	EGW Utilities, Inc.	Supplies for E...	2221 · Vendors	458.14		251,652.45
Bill	06/07/2017	97513	Hudson Equipment	Supplies for H...	2221 · Vendors	1.85		251,654.30
Bill	06/07/2017	99587	Cart Farm & Home ...	Supplies for E...	2221 · Vendors	19.78		251,674.08
Credit Card Charge	06/08/2017	170615	874 Mains & Services	Supplies for E...	2283 · Steven ...	81.62		251,755.70
Bill	06/09/2017	26190	Keystone-Beard Eq...	Supplies for E...	2221 · Vendors	52.60		251,808.30
Credit Card Charge	06/09/2017	170620	874 Mains & Services	Supplies for ...	2285 · Jeff Fog...	49.01		251,857.31
Credit Card Charge	06/09/2017	170620	874 Mains & Services	Supplies for ...	2285 · Jeff Fog...	24.44		251,881.75
Credit Card Charge	06/09/2017	170712	874 Mains & Services	Supplies for K...	2290 · Scott K...	19.61		251,901.36
General Journal	06/09/2017	170614		CC, JG, JS, ...	5100 · Services	22,259.19		274,160.55
Credit Card Charge	06/12/2017	170616	874 Mains & Services	Supplies for K...	2289 · Bruce L...	19.51		274,180.06
Bill	06/12/2017	100275	Cart Farm & Home ...	Supplies for E...	2221 · Vendors	42.90		274,222.96
Credit Card Charge	06/13/2017	170616	874 Mains & Services	Supplies for K...	2289 · Bruce L...	58.76		274,281.72
Credit Card Charge	06/14/2017	170615	874 Mains & Services	oil change for ...	2280 · Gaylord...	42.50		274,324.22
Credit Card Charge	06/14/2017	170616	874 Mains & Services	flat BL	2289 · Bruce L...	12.00		274,336.22
Credit Card Charge	06/14/2017	170616	874 Mains & Services	Supplies for K...	2289 · Bruce L...	5.48		274,341.70
Credit Card Charge	06/14/2017	170616	874 Mains & Services	Supplies for K...	2289 · Bruce L...	17.15		274,358.85
Credit Card Charge	06/15/2017	170620	874 Mains & Services	Supplies for ...	2294 · Chris Cr...	21.83		274,380.68
Credit Card Charge	06/16/2017	170712	874 Mains & Services	Supplies for K...	2290 · Scott K...	10.91		274,391.59
Credit Card Charge	06/18/2017	170620	874 Mains & Services	Supplies for ...	2294 · Chris Cr...	32.65		274,424.24
Credit Card Charge	06/18/2017	170620	874 Mains & Services	Supplies for ...	2294 · Chris Cr...	13.13		274,437.37

Navitas Utility Corporation
General Ledger
As of December 31, 2017

Type	Date	Num	Name	Memo	Split	Debit	Credit	Balance
Bill	06/19/2017	HC11...	H & C Services and ...	Supplies for E...	2221 · Vendors	152.42		274,589.79
Credit Card Charge	06/19/2017	170620	874 Mains & Services	Supplies for E...	2288 · Kevin P...	26.56		274,616.35
Credit Card Charge	06/19/2017	170623	874 Mains & Services	Supplies for V...	2289 · Bruce L...	28.43		274,644.78
Bill	06/19/2017	11073...	Isco Industries, LLC	Supplies for E...	2221 · Vendors	237.89		274,882.67
Bill	06/20/2017	10881...	EGW Utilities, Inc.	Supplies for E...	2221 · Vendors	323.52		275,206.19
Credit Card Charge	06/20/2017	170622	874 Mains & Services	oil change BR	2288 · Kevin P...	73.41		275,279.60
Bill	06/20/2017	98525	Hudson Equipment	Supplies for H...	2221 · Vendors	7.65		275,287.25
Bill	06/20/2017	126514	England Ford Inc	oil change JG	2221 · Vendors	83.85		275,371.10
Credit Card Charge	06/20/2017	170706	874 Mains & Services	Supplies for ...	2294 · Chris Cr...	34.76		275,405.86
Credit Card Charge	06/20/2017	170712	874 Mains & Services	oil change for ...	2290 · Scott K...	125.84		275,531.70
Bill	06/21/2017	HC11...	H & C Services and ...	Supplies for E...	2221 · Vendors	23.49		275,555.19
Bill	06/22/2017	HC11...	H & C Services and ...	Supplies for E...	2221 · Vendors	313.71		275,868.90
Credit Card Charge	06/22/2017	170622	874 Mains & Services	4 flats	2288 · Kevin P...	52.00		275,920.90
Check	06/23/2017	CASH	874 Mains & Services	Supplies for E...	1183 · Cash Dr...	24.39		275,945.29
Bill	06/23/2017	1707	Quinton Parts Supply	Supplies for K...	2221 · Vendors	18.51		275,963.80
Bill	06/23/2017	1711	Quinton Parts Supply	Supplies for K...	2221 · Vendors	39.75		276,003.55
General Journal	06/23/2017	170628		CC, JG, JS, ...	5100 · Services	22,347.40		298,350.95
Credit Card Charge	06/26/2017	170629	874 Mains & Services	Supplies for V...	2289 · Bruce L...	24.68		298,375.63
Credit Card Charge	06/27/2017	170710	874 Mains & Services	Supplies for E...	2286 · Darrel ...	36.76		298,412.39
Bill	06/29/2017	11073...	Isco Industries, LLC	Supplies for E...	2221 · Vendors	137.43		298,549.82
Bill	06/30/2017	10885...	EGW Utilities, Inc.	Supplies for E...	2221 · Vendors	196.10		298,745.92
Bill	06/30/2017	170706	Farmers Coop	Supplies for E...	2221 · Vendors	155.60		298,901.52
Bill	06/30/2017	126734	England Ford Inc	oil change '16...	2221 · Vendors	58.58		298,960.10
Credit Card Charge	06/30/2017	170711	874 Mains & Services	Supplies for ...	2285 · Jeff Fog...	59.88		299,019.98
General Journal	06/30/2017	170630		3,596 meters	1607 · Meters ...		1,295.00	297,724.98
Bill	07/01/2017	99355	Hudson Equipment	Supplies for H...	2221 · Vendors	16.41		297,741.39
Bill	07/03/2017	126753	England Ford Inc	oil change & ...	2221 · Vendors	165.59		297,906.98
Bill	07/05/2017	0219-...	O'Reilly Auto Parts	Supplies for ...	2221 · Vendors	102.24		298,009.22
Bill	07/06/2017	170706	TDH Construction	Line X for tuck	2221 · Vendors	500.00		298,509.22
Bill	07/06/2017	99775	Hudson Equipment	Supplies for H...	2221 · Vendors	23.39		298,532.61
Bill	07/07/2017	126836	England Ford Inc	oil change & r...	2221 · Vendors	101.57		298,634.18
Bill	07/07/2017	0219-...	O'Reilly Auto Parts	Supplies for ...	2221 · Vendors	79.30		298,713.48
Credit Card Charge	07/07/2017	170711	874 Mains & Services	Supplies for ...	2285 · Jeff Fog...	43.56		298,757.04
Bill	07/07/2017	99795	Hudson Equipment	Supplies for H...	2221 · Vendors	13.12		298,770.16
General Journal	07/07/2017	170712		CC, JG, JS, ...	5100 · Services	28,223.69		326,993.85
Bill	07/11/2017	100054	Hudson Equipment	Supplies for H...	2221 · Vendors	14.21		327,008.06
Bill	07/11/2017	100055	Hudson Equipment	Supplies for H...	2221 · Vendors	5.67		327,013.73
Bill	07/12/2017	0322-...	O'Reilly Auto Parts	Supplies for H...	2221 · Vendors	152.37		327,166.10
Credit Card Charge	07/12/2017	170725	874 Mains & Services	Supplies for V...	2289 · Bruce L...	101.09		327,267.19
Bill	07/12/2017	100223	Hudson Equipment	Supplies for H...	2221 · Vendors	18.60		327,285.79
Bill	07/12/2017	104199	Cart Farm & Home ...	Supplies for E...	2221 · Vendors	2.63		327,288.42
Credit Card Charge	07/13/2017	170713	874 Mains & Services	Supplies for H...	2284 · Sam Cr...	11.50		327,299.92
Bill	07/13/2017	R88648	Dixon Kirchoff, Inc	Flat repair SC	2221 · Vendors	12.50		327,312.42
Credit Card Charge	07/13/2017	170725	874 Mains & Services	Supplies for ...	2294 · Chris Cr...	13.07		327,325.49
Credit Card Charge	07/13/2017	170725	874 Mains & Services	Supplies for V...	2289 · Bruce L...	23.46		327,348.95
Credit Card Charge	07/13/2017	170725	874 Mains & Services	Supplies for V...	2289 · Bruce L...	48.72		327,397.67
Bill	07/14/2017	100382	Hudson Equipment	Supplies for H...	2221 · Vendors	7.65		327,405.32
Bill	07/17/2017	83593	Jenkins Oilfield Sup...	Supplies for V...	2221 · Vendors	614.16		328,019.48
Bill	07/17/2017	83594	Jenkins Oilfield Sup...	Supplies for V...	2221 · Vendors	452.04		328,471.52

Navitas Utility Corporation
General Ledger
As of December 31, 2017

Type	Date	Num	Name	Memo	Split	Debit	Credit	Balance
Credit Card Charge	07/17/2017	170725	874 Mains & Services	Trunk spray f...	2288 · Kevin P...	1,109.49		329,581.01
Credit Card Charge	07/17/2017	170727	874 Mains & Services	Supplies for V...	2289 · Bruce L...	98.54		329,679.55
Credit Card Charge	07/17/2017	170727	874 Mains & Services	Supplies for V...	2289 · Bruce L...	160.97		329,840.52
Bill	07/18/2017	26765	Keystone-Beard Eq...	Supplies for ...	2221 · Vendors	54.82		329,895.34
Credit Card Charge	07/18/2017	170725	874 Mains & Services	Supplies for ...	2285 · Jeff Fog...	24.03		329,919.37
Credit Card Charge	07/18/2017	170725	874 Mains & Services	Supplies for E...	2275 · Johnny ...	12.82		329,932.19
Bill	07/18/2017	100636	Hudson Equipment	Supplies for H...	2221 · Vendors	6.00		329,938.19
Bill	07/19/2017	HC11...	H & C Services and ...	Supplies for E...	2221 · Vendors	94.40		330,032.59
Bill	07/19/2017	0239-...	O'Reilly Auto Parts	Supplies for H...	2221 · Vendors	72.27		330,104.86
Credit Card Charge	07/19/2017	170725	874 Mains & Services	Backhoe	2283 · Steven ...	190.84		330,295.70
Credit Card Charge	07/19/2017	170814	874 Mains & Services	Supplies for H...	2284 · Sam Cr...	7.50		330,303.20
Credit Card Charge	07/19/2017	170814	874 Mains & Services	Supplies for E...	2280 · Gaylord...	13.06		330,316.26
Credit Card Charge	07/19/2017	170814	874 Mains & Services	Supplies for E...	2280 · Gaylord...	21.58		330,337.84
Bill	07/20/2017	R89382	Dixon Kirchoff, Inc	Flat repair SC	2221 · Vendors	25.43		330,363.27
Bill	07/20/2017	100796	Hudson Equipment	Supplies for H...	2221 · Vendors	31.94		330,395.21
Bill	07/20/2017	100797	Hudson Equipment	Supplies for H...	2221 · Vendors	5.67		330,400.88
Bill	07/20/2017	100836	Hudson Equipment	Supplies for H...	2221 · Vendors	8.74		330,409.62
Bill	07/20/2017	105324	Cart Farm & Home ...	Supplies for E...	2221 · Vendors	13.84		330,423.46
General Journal	07/21/2017	170726		CC, JG, JS, ...	5100 · Services	22,210.24		352,633.70
Bill	07/24/2017	S2013...	Bemac Supply	Supplies for K...	2221 · Vendors	40.57		352,674.27
Bill	07/24/2017	32006...	Locke Supply	Supplies for V...	2221 · Vendors	10.66		352,684.93
Bill	07/24/2017	105694	Cart Farm & Home ...	Supplies for E...	2221 · Vendors	4.82		352,689.75
Bill	07/24/2017	1990	Quinton Parts Supply	Supplies for K...	2221 · Vendors	63.05		352,752.80
Bill	07/25/2017	21465...	Tate Boy's Tire & Se...	oil change '09...	2221 · Vendors	37.00		352,789.80
Bill	07/25/2017	26877	Keystone-Beard Eq...	Supplies for ...	2221 · Vendors	62.01		352,851.81
Credit Card Charge	07/25/2017	170727	874 Mains & Services	Supplies for E...	2288 · Kevin P...	245.15		353,096.96
Credit Card Charge	07/25/2017	170802	874 Mains & Services	Supplies for E...	2283 · Steven ...	81.73		353,178.69
Bill	07/26/2017	32035...	Locke Supply	Supplies for V...	2221 · Vendors	309.69		353,488.38
Bill	07/26/2017	619496	Farmers Coop Mill &...	4 tires for SY	2221 · Vendors	787.94		354,276.32
Bill	07/27/2017	21467...	Tate Boy's Tire & Se...	oil change '14...	2221 · Vendors	53.54		354,329.86
Check	07/28/2017	CASH	874 Mains & Services	Supplies for E...	1183 · Cash Dr...	40.56		354,370.42
Credit Card Charge	07/28/2017	170811	874 Mains & Services	Supplies for V...	2289 · Bruce L...	43.48		354,413.90
Bill	07/31/2017	HC11...	H & C Services and ...	Supplies for E...	2221 · Vendors	23.71		354,437.61
Credit Card Charge	07/31/2017	170801	874 Mains & Services	Supplies for E...	2288 · Kevin P...	24.95		354,462.56
Credit Card Charge	07/31/2017	170801	874 Mains & Services	Supplies for E...	2288 · Kevin P...	32.82		354,495.38
Credit Card Charge	07/31/2017	170801	874 Mains & Services	Supplies for E...	2288 · Kevin P...	19.18		354,514.56
Credit Card Charge	07/31/2017	170801	874 Mains & Services	Supplies for E...	2288 · Kevin P...	97.48		354,612.04
Bill	07/31/2017	170809	Farmers Coop	Supplies for E...	2221 · Vendors	219.92		354,831.96
Bill	07/31/2017	2038	Quinton Parts Supply	Supplies for K...	2221 · Vendors	15.22		354,847.18
General Journal	07/31/2017	170731		3,569 meters	1607 · Meters ...		1,293.00	353,554.18
Bill	08/01/2017	HC11...	H & C Services and ...	Supplies for E...	2221 · Vendors	9.79		353,563.97
Bill	08/01/2017	11074...	Isco Industries, LLC	Supplies for E...	2221 · Vendors	589.50		354,153.47
Bill	08/01/2017	17067	Bayou Engineering ...	(6) mercaptan...	2221 · Vendors	2,371.67		356,525.14
Credit Card Charge	08/01/2017	170811	874 Mains & Services	Supplies for ...	2285 · Jeff Fog...	27.23		356,552.37
Credit Card Charge	08/01/2017	170811	874 Mains & Services	Supplies for V...	2289 · Bruce L...	72.73		356,625.10
Bill	08/01/2017	237728	Wann Stop	Supplies for K...	2221 · Vendors	44.48		356,669.58
Bill	08/01/2017	237726	Wann Stop	Supplies for K...	2221 · Vendors	183.70		356,853.28
Bill	08/01/2017	101194	Hudson Equipment	Supplies for H...	2221 · Vendors	5.17		356,858.45
Bill	08/01/2017	101526	Hudson Equipment	Supplies for H...	2221 · Vendors	5.09		356,863.54

Navitas Utility Corporation
General Ledger
As of December 31, 2017

Type	Date	Num	Name	Memo	Split	Debit	Credit	Balance
Credit Card Charge	08/02/2017	170811	874 Mains & Services	Supplies for E...	2275 · Johnny ...	39.22		356,902.76
Credit Card Charge	08/02/2017	170811	874 Mains & Services	Supplies for ...	2289 · Bruce L...	75.18		356,977.94
Credit Card Charge	08/02/2017	170811	874 Mains & Services	Supplies for V...	2289 · Bruce L...	47.23		357,025.17
Credit Card Charge	08/03/2017	170811	874 Mains & Services	Supplies for E...	2275 · Johnny ...	7.87		357,033.04
Bill	08/03/2017	127382	England Ford Inc	oil change '10...	2221 · Vendors	54.42		357,087.46
Bill	08/03/2017	41390	Prince Plumbing LLC	Supplies for H...	2221 · Vendors	29.40		357,116.86
Bill	08/04/2017	41404	Prince Plumbing LLC	Supplies for H...	2221 · Vendors	24.66		357,141.52
General Journal	08/04/2017	170809		CC, JG, JS, ...	5100 · Services	22,876.02		380,017.54
Credit Card Charge	08/07/2017	170811	874 Mains & Services	Suppleis for K...	2290 · Scott K...	8.68		380,026.22
Bill	08/08/2017	10899...	EGW Utilities, Inc.	Supplies for E...	2221 · Vendors	220.50		380,246.72
Bill	08/08/2017	102266	Hudson Equipment	Supplies for H...	2221 · Vendors	11.57		380,258.29
Bill	08/09/2017	102312	Hudson Equipment	Supplies for H...	2221 · Vendors	6.56		380,264.85
Bill	08/09/2017	102398	Hudson Equipment	Supplies for H...	2221 · Vendors	15.95		380,280.80
Bill	08/10/2017	500072	Wann Stop	Supplies for K...	2221 · Vendors	215.29		380,496.09
Credit Card Charge	08/11/2017	170829	874 Mains & Services	oil change for ...	2289 · Bruce L...	68.07		380,564.16
Bill	08/11/2017	0219-...	O'Reilly Auto Parts	Supplies for ...	2221 · Vendors	137.17		380,701.33
Credit Card Charge	08/12/2017	170908	874 Mains & Services	Supplies for ...	2294 · Chris Cr...	73.30		380,774.63
Bill	08/14/2017	127609	England Ford Inc	rotate and bal...	2221 · Vendors	96.41		380,871.04
Bill	08/14/2017	27176	Keystone-Beard Eq...	Supplies for ...	2221 · Vendors	15.74		380,886.78
Credit Card Charge	08/14/2017	170816	874 Mains & Services	Supplies for E...	2288 · Kevin P...	59.55		380,946.33
Bill	08/15/2017	32202...	Locke Supply	Supplies for V...	2221 · Vendors	325.80		381,272.13
Credit Card Charge	08/15/2017	170816	874 Mains & Services	Suppleis for ...	2285 · Jeff Fog...	26.84		381,298.97
Bill	08/15/2017	108643	Cart Farm & Home ...	Supplies for E...	2221 · Vendors	33.80		381,332.77
Credit Card Charge	08/16/2017	170814	874 Mains & Services	Supplies for E...	2280 · Gaylord...	14.65		381,347.42
Credit Card Charge	08/16/2017	170822	874 Mains & Services	Supplies for E...	2286 · Darrel ...	4.57		381,351.99
Credit Card Charge	08/16/2017	170822	874 Mains & Services	Supplies for E...	2286 · Darrel ...	41.01		381,393.00
Bill	08/17/2017	21484...	Tate Boy's Tire & Se...	oil change '09...	2221 · Vendors	56.90		381,449.90
Bill	08/17/2017	GCCS...	Cummins	AC repair WS	2221 · Vendors	182.90		381,632.80
Bill	08/17/2017	109007	Cart Farm & Home ...	Supplies for E...	2221 · Vendors	53.41		381,686.21
Bill	08/18/2017	170818	Green's Tire & Oil	A/C fridgerant	2221 · Vendors	20.90		381,707.11
Bill	08/18/2017	170818	Green's Tire & Oil	4 tire rotation	2221 · Vendors	20.00		381,727.11
Bill	08/18/2017	170818	Green's Tire & Oil	trailer flat	2221 · Vendors	12.00		381,739.11
Bill	08/18/2017	170818	Green's Tire & Oil	oil change, 1 f...	2221 · Vendors	72.78		381,811.89
Bill	08/18/2017	170818	Green's Tire & Oil	flat	2221 · Vendors	12.00		381,823.89
Bill	08/18/2017	170818	Green's Tire & Oil	oil change	2221 · Vendors	65.14		381,889.03
Bill	08/18/2017	170818	Green's Tire & Oil	2 mount & bal...	2221 · Vendors	30.00		381,919.03
Bill	08/18/2017	170818	Green's Tire & Oil	flat	2221 · Vendors	12.00		381,931.03
Bill	08/18/2017	HC11...	H & C Services and ...	Supplies for E...	2221 · Vendors	231.87		382,162.90
General Journal	08/18/2017	170823		CC, JG, JS, ...	5100 · Services	23,090.79		405,253.69
Credit Card Charge	08/21/2017	170822	874 Mains & Services	Supplies for E...	2283 · Steven ...	86.50		405,340.19
Bill	08/21/2017	103181	Hudson Equipment	Supplies for H...	2221 · Vendors	14.11		405,354.30
Bill	08/21/2017	2257	Quinton Parts Supply	Supplies for K...	2221 · Vendors	8.70		405,363.00
Credit Card Charge	08/22/2017	170822	874 Mains & Services	Brake Control...	2283 · Steven ...	142.50		405,505.50
Credit Card Charge	08/22/2017	170829	874 Mains & Services	Supplies for V...	2289 · Bruce L...	105.04		405,610.54
Bill	08/22/2017	2269	Quinton Parts Supply	Supplies for K...	2221 · Vendors	31.59		405,642.13
Bill	08/23/2017	33133	Remco	Heath Detect...	2221 · Vendors	575.72		406,217.85
Credit Card Charge	08/23/2017	170830	874 Mains & Services	Supplies for E...	2275 · Johnny ...	20.35		406,238.20
Credit Card Charge	08/23/2017	170908	874 Mains & Services	Supplies for ...	2294 · Chris Cr...	24.08		406,262.28
Credit Card Charge	08/23/2017	170912	874 Mains & Services	flat repair SK	2290 · Scott K...	10.00		406,272.28

Navitas Utility Corporation
General Ledger
As of December 31, 2017

Type	Date	Num	Name	Memo	Split	Debit	Credit	Balance
Bill	08/23/2017	2276	Quinton Parts Supply	Supplies for K...	2221 · Vendors	76.21		406,348.49
Credit Card Charge	08/24/2017	170912	874 Mains & Services	Suppleis for K...	2290 · Scott K...	5.62		406,354.11
Bill	08/25/2017	HC11...	H & C Services and ...	Supplies for E...	2221 · Vendors	224.71		406,578.82
Check	08/25/2017	CASH	874 Mains & Services	Regulator sta...	1183 · Cash Dr...	70.00		406,648.82
Bill	08/25/2017	110001	Cart Farm & Home ...	Supplies for E...	2221 · Vendors	151.70		406,800.52
Credit Card Charge	08/28/2017	170829	874 Mains & Services	Supplies for ...	2285 · Jeff Fog...	31.53		406,832.05
Bill	08/28/2017	27386	Keystone-Beard Eq...	Supplies for ...	2221 · Vendors	159.75		406,991.80
Bill	08/28/2017	103593	Hudson Equipment	Supplies for H...	2221 · Vendors	17.48		407,009.28
Bill	08/28/2017	91121...	DNOW LP	Supplies for E...	2221 · Vendors	4,048.78		411,058.06
Bill	08/29/2017	2339	Quinton Parts Supply	Supplies for K...	2221 · Vendors	39.22		411,097.28
Bill	08/31/2017	170905	Farmers Coop	Supplies for E...	2221 · Vendors	64.09		411,161.37
General Journal	08/31/2017	170831		3,558 meters	1607 · Meters ...		1,262.00	409,899.37
Credit Card Charge	09/01/2017	170908	874 Mains & Services	Supplies for V...	2289 · Bruce L...	190.00		410,089.37
Bill	09/01/2017	170913	Green's Tire & Oil	oil change F-...	2221 · Vendors	131.82		410,221.19
Bill	09/01/2017	170913	Green's Tire & Oil	flat	2221 · Vendors	12.00		410,233.19
Bill	09/01/2017	170913	Green's Tire & Oil	flat	2221 · Vendors	12.00		410,245.19
Bill	09/01/2017	170913	Green's Tire & Oil	flat	2221 · Vendors	12.00		410,257.19
Bill	09/01/2017	R93754	Dixon Kirchoff, Inc	Flat	2221 · Vendors	12.50		410,269.69
General Journal	09/01/2017	170906		CC, JG, JS, ...	5100 · Services	22,636.52		432,906.21
Credit Card Charge	09/04/2017	171005	874 Mains & Services	Supplies for ...	2294 · Chris Cr...	10.89		432,917.10
Credit Card Charge	09/05/2017	170911	874 Mains & Services	Supplies for V...	2289 · Bruce L...	98.46		433,015.56
Credit Card Charge	09/06/2017	170911	874 Mains & Services	Supplies for V...	2289 · Bruce L...	19.67		433,035.23
Credit Card Charge	09/07/2017	170912	874 Mains & Services	Parts for Bakc...	2283 · Steven ...	854.75		433,889.98
Bill	09/07/2017	11075...	Isco Industries, LLC	Supplies for K...	2221 · Vendors	425.72		434,315.70
Credit Card Charge	09/07/2017	170907	874 Mains & Services	Supplies for T...	2286 · Darrel ...	388.79		434,704.49
Bill	09/08/2017	11075...	Isco Industries, LLC	Supplies for E...	2221 · Vendors	826.21		435,530.70
Bill	09/08/2017	0219-...	O'Reilly Auto Parts	Supplies for ...	2221 · Vendors	61.99		435,592.69
Bill	09/11/2017	S1708...	Equipment Controls ...	Shipping for E...	2221 · Vendors	215.68		435,808.37
Bill	09/11/2017	27574	Keystone-Beard Eq...	Supplies for ...	2221 · Vendors	23.76		435,832.13
Bill	09/11/2017	112211	Cart Farm & Home ...	Supplies for E...	2221 · Vendors	27.45		435,859.58
Bill	09/12/2017	K93066	OCT Equipment LLC	Backhoe parts	2221 · Vendors	67.73		435,927.31
Credit Card Charge	09/12/2017	170919	874 Mains & Services	Supplies for E...	2289 · Bruce L...	81.67		436,008.98
Bill	09/12/2017	R94939	Dixon Kirchoff, Inc	Backhoe repair	2221 · Vendors	275.99		436,284.97
Bill	09/13/2017	HC11...	H & C Services and ...	Supplies for E...	2221 · Vendors	38.14		436,323.11
Credit Card Charge	09/13/2017	170921	874 Mains & Services	Supplies for ...	2285 · Jeff Fog...	32.67		436,355.78
Credit Card Charge	09/13/2017	170921	874 Mains & Services	Suppleis for ...	2285 · Jeff Fog...	255.86		436,611.64
Bill	09/13/2017	104785	Hudson Equipment	Supplies for H...	2221 · Vendors	13.13		436,624.77
Bill	09/13/2017	112495	Cart Farm & Home ...	Supplies for E...	2221 · Vendors	12.94		436,637.71
Bill	09/14/2017	128192	England Ford Inc	oil change JG...	2221 · Vendors	59.87		436,697.58
Bill	09/14/2017	276904	Harold's Auto Supply	Supplies for e...	2221 · Vendors	41.24		436,738.82
Credit Card Charge	09/15/2017	171005	874 Mains & Services	Supplies for V...	2289 · Bruce L...	61.05		436,799.87
General Journal	09/15/2017	170920		CC, JG, JS, ...	5100 · Services	22,371.56		459,171.43
Credit Card Charge	09/17/2017	170919	874 Mains & Services	Supplies for E...	2289 · Bruce L...	64.00		459,235.43
Credit Card Charge	09/18/2017	170919	874 Mains & Services	Supplies for E...	2283 · Steven ...	30.00		459,265.43
Bill	09/18/2017	277152	Harold's Auto Supply	Supplies for e...	2221 · Vendors	5.16		459,270.59
Credit Card Charge	09/19/2017	170921	874 Mains & Services	Supplies for e...	2283 · Steven ...	60.00		459,330.59
Bill	09/19/2017	128254	England Ford Inc	oil change W...	2221 · Vendors	58.58		459,389.17
Bill	09/19/2017	277201	Harold's Auto Supply	Supplies for e...	2221 · Vendors	8.46		459,397.63
Bill	09/19/2017	113194	Cart Farm & Home ...	Supplies for E...	2221 · Vendors	6.59		459,404.22

Navitas Utility Corporation
General Ledger
As of December 31, 2017

Type	Date	Num	Name	Memo	Split	Debit	Credit	Balance
Bill	09/20/2017	0219-...	O'Reilly Auto Parts	Supplies for ...	2221 · Vendors	175.01		459,579.23
Credit Card Charge	09/20/2017	170927	874 Mains & Services	Supplies for E...	2275 · Johnny ...	147.66		459,726.89
Bill	09/20/2017	739483	Hinton Auto Supply	Supplies for H...	2221 · Vendors	20.70		459,747.59
Bill	09/20/2017	105252	Hudson Equipment	Supplies for H...	2221 · Vendors	54.10		459,801.69
Bill	09/20/2017	105275	Hudson Equipment	Supplies for H...	2221 · Vendors	3.07		459,804.76
Credit Card Charge	09/20/2017	171005	874 Mains & Services	Supplies for H...	2283 · Steven ...	60.00		459,864.76
Bill	09/21/2017	105369	Hudson Equipment	Supplies for H...	2221 · Vendors	45.68		459,910.44
Credit Card Charge	09/21/2017	171005	874 Mains & Services	Supplies for V...	2289 · Bruce L...	66.86		459,977.30
Bill	09/22/2017	27770	Keystone-Beard Eq...	Supplies for ...	2221 · Vendors	53.85		460,031.15
Bill	09/22/2017	113584	Cart Farm & Home ...	Supplies for E...	2221 · Vendors	10.98		460,042.13
Bill	09/22/2017	113681	Cart Farm & Home ...	Supplies for E...	2221 · Vendors	82.23		460,124.36
Credit Card Charge	09/22/2017	171005	874 Mains & Services	Supplies for V...	2289 · Bruce L...	10.87		460,135.23
Credit Card Charge	09/22/2017	171005	874 Mains & Services	Supplies for V...	2289 · Bruce L...	11.17		460,146.40
Credit Card Charge	09/22/2017	171012	874 Mains & Services	Oil change SK	2290 · Scott K...	84.42		460,230.82
Credit Card Charge	09/22/2017	171012	874 Mains & Services	Supplies for V...	2289 · Bruce L...	249.51		460,480.33
Bill	09/22/2017	3795	Huston DePue Labs...	Odormeter C...	2221 · Vendors	355.99		460,836.32
Credit Card Charge	09/23/2017	170927	874 Mains & Services	Supplies for E...	2283 · Steven ...	205.87		461,042.19
Bill	09/25/2017	11075...	Isco Industries, LLC	Supplies for E...	2221 · Vendors	24.28		461,066.47
Bill	09/25/2017	11075...	Isco Industries, LLC	Supplies for E...	2221 · Vendors	29.21		461,095.68
Credit Card Charge	09/25/2017	171005	874 Mains & Services	Suppleis for E...	2288 · Kevin P...	16.35		461,112.03
Bill	09/26/2017	0219-...	O'Reilly Auto Parts	Supplies for ...	2221 · Vendors	73.10		461,185.13
Bill	09/27/2017	277602	Harold's Auto Supply	Supplies for e...	2221 · Vendors	13.63		461,198.76
Bill	09/28/2017	27846	Keystone-Beard Eq...	Supplies for ...	2221 · Vendors	33.80		461,232.56
Bill	09/29/2017	S1710...	Equipment Controls ...	Shipping for E...	2221 · Vendors	38.70		461,271.26
General Journal	09/29/2017	171004		CC, JG, JS, ...	5100 · Services	22,555.41		483,826.67
Bill	09/30/2017	171005	Farmers Coop	Supplies for E...	2221 · Vendors	131.26		483,957.93
General Journal	09/30/2017	170930		3,565 meters	1607 · Meters ...		1,297.00	482,660.93
Bill	10/01/2017	277799	Harold's Auto Supply	Supplies for e...	2221 · Vendors	61.26		482,722.19
Bill	10/01/2017	10855...	EGW Utilities, Inc.	Supplies for ...	2221 · Vendors	175.75		482,897.94
Bill	10/02/2017	HC11...	H & C Services and ...	Supplies for E...	2221 · Vendors	453.09		483,351.03
Bill	10/02/2017	171004	Green's Tire & Oil	oil change G...	2221 · Vendors	104.57		483,455.60
Bill	10/02/2017	171004	Green's Tire & Oil	flat	2221 · Vendors	12.00		483,467.60
Bill	10/02/2017	171004	Green's Tire & Oil	oil change KP	2221 · Vendors	61.87		483,529.47
Credit Card Charge	10/02/2017	171005	874 Mains & Services	Supplies for ...	2294 · Chris Cr...	7.70		483,537.17
Credit Card Charge	10/02/2017	171005	874 Mains & Services	Supplies for ...	2294 · Chris Cr...	63.30		483,600.47
Credit Card Charge	10/02/2017	171005	874 Mains & Services	Supplies for ...	2294 · Chris Cr...	22.87		483,623.34
Bill	10/02/2017	S2027...	Bemac Supply	Supplies for E...	2221 · Vendors	287.71		483,911.05
Bill	10/02/2017	114855	Cart Farm & Home ...	Supplies for E...	2221 · Vendors	10.98		483,922.03
Bill	10/02/2017	106162	Hudson Equipment	Supplies for H...	2221 · Vendors	1.85		483,923.88
Bill	10/02/2017	96523	Hudson Equipment	Supplies for H...	2221 · Vendors	191.07		484,114.95
Bill	10/03/2017	0219-...	O'Reilly Auto Parts	Supplies for ...	2221 · Vendors	34.56		484,149.51
Bill	10/03/2017	S1711...	Equipment Controls ...	Shipping for E...	2221 · Vendors	95.37		484,244.88
Bill	10/03/2017	85014	Jenkins Oilfield Sup...	Supplies for V...	2221 · Vendors	511.83		484,756.71
Credit Card Charge	10/04/2017	171005	874 Mains & Services	Supplies for V...	2289 · Bruce L...	26.26		484,782.97
Credit Card Charge	10/04/2017	171005	874 Mains & Services	Supplies for V...	2289 · Bruce L...	197.12		484,980.09
Bill	10/04/2017	115232	Cart Farm & Home ...	Supplies for E...	2221 · Vendors	240.78		485,220.87
Credit Card Charge	10/05/2017	171012	874 Mains & Services	Supplies for E...	2288 · Kevin P...	81.62		485,302.49
Bill	10/06/2017	11075...	Isco Industries, LLC	Supplies for E...	2221 · Vendors	732.55		486,035.04
Bill	10/06/2017	106510	Hudson Equipment	Supplies for H...	2221 · Vendors	5.46		486,040.50

Navitas Utility Corporation
General Ledger
As of December 31, 2017

Type	Date	Num	Name	Memo	Split	Debit	Credit	Balance
Credit Card Charge	10/09/2017	171016	874 Mains & Services	Supplies for V...	2289 · Bruce L...	48.95		486,089.45
Credit Card Charge	10/09/2017	171016	874 Mains & Services	Supplies for V...	2289 · Bruce L...	67.33		486,156.78
Credit Card Charge	10/09/2017	171025	874 Mains & Services	oil change for ...	2280 · Gaylord...	42.50		486,199.28
Bill	10/09/2017	115740	Cart Farm & Home ...	Supplies for E...	2221 · Vendors	6.26		486,205.54
Bill	10/10/2017	S2029...	Bemac Supply	Supplies for E...	2221 · Vendors	57.86		486,263.40
Credit Card Charge	10/10/2017	171025	874 Mains & Services	Supplies for ...	2285 · Jeff Fog...	8.16		486,271.56
Bill	10/10/2017	97039	Hudson Equipment	Supplies for H...	2221 · Vendors	60.76		486,332.32
Bill	10/11/2017	28057	Keystone-Beard Eq...	Supplies for ...	2221 · Vendors	235.13		486,567.45
Bill	10/11/2017	171026	R&R Tire Shop	Flat tire	2221 · Vendors	10.00		486,577.45
Bill	10/11/2017	106906	Hudson Equipment	Supplies for H...	2221 · Vendors	18.60		486,596.05
Bill	10/11/2017	R97086	Hudson Equipment	Supplies for H...	2221 · Vendors	28.42		486,624.47
Credit Card Charge	10/12/2017	171016	874 Mains & Services	Supplies for V...	2289 · Bruce L...	15.97		486,640.44
Bill	10/12/2017	11076...	Isco Industries, LLC	Supplies for E...	2221 · Vendors	9.71		486,650.15
Bill	10/12/2017	11076...	Isco Industries, LLC	Supplies for E...	2221 · Vendors	25.64		486,675.79
Bill	10/12/2017	97153	Hudson Equipment	Supplies for H...	2221 · Vendors	18.62		486,694.41
Bill	10/13/2017	2707	Quinton Parts Supply	Supplies for K...	2221 · Vendors	7.06		486,701.47
General Journal	10/13/2017	171018		CC, JG, JS, ...	5100 · Services	22,254.80		508,956.27
Credit Card Charge	10/16/2017	171018	874 Mains & Services	Supplies for E...	2275 · Johnny ...	29.00		508,985.27
Credit Card Charge	10/18/2017	171018	874 Mains & Services	Supplies for E...	2288 · Kevin P...	34.10		509,019.37
Bill	10/18/2017	0219-...	O'Reilly Auto Parts	Supplies for ...	2221 · Vendors	83.80		509,103.17
Credit Card Charge	10/18/2017	171025	874 Mains & Services	oil change for ...	2289 · Bruce L...	95.50		509,198.67
Bill	10/18/2017	95885...	Grainger	Supplies for E...	2221 · Vendors	115.38		509,314.05
Credit Card Charge	10/18/2017	171113	874 Mains & Services	Windshield fo...	2278 · Trenton...	608.53		509,922.58
Credit Card Charge	10/19/2017	171109	874 Mains & Services	Supplies for J...	2274 · Jerry W...	4.00		509,926.58
Credit Card Charge	10/21/2017	171025	874 Mains & Services	Supplies for ...	2294 · Chris Cr...	96.43		510,023.01
Bill	10/23/2017	28220	Keystone-Beard Eq...	Supplies for ...	2221 · Vendors	150.57		510,173.58
Credit Card Charge	10/24/2017	171025	874 Mains & Services	Supplies for ...	2285 · Jeff Fog...	31.53		510,205.11
Credit Card Charge	10/24/2017	171025	874 Mains & Services	Supplies for E...	2288 · Kevin P...	15.81		510,220.92
Credit Card Charge	10/24/2017	171025	874 Mains & Services	Supplies for E...	2288 · Kevin P...	18.87		510,239.79
Bill	10/25/2017	21539...	Tate Boy's Tire & Se...	tire for trailer	2221 · Vendors	91.94		510,331.73
Bill	10/25/2017	IO14951	Core & Main	Supplies for ...	2221 · Vendors	174.79		510,506.52
Credit Card Charge	10/25/2017	171026	874 Mains & Services	Supplies for ...	2285 · Jeff Fog...	123.82		510,630.34
Bill	10/25/2017	128843	England Ford Inc	JG Transmiss...	2221 · Vendors	811.68		511,442.02
Bill	10/26/2017	2818	Quinton Parts Supply	Supplies for K...	2221 · Vendors	50.09		511,492.11
General Journal	10/27/2017	171101		CC, JG, JS, ...	5100 · Services	20,952.37		532,444.48
Credit Card Charge	10/30/2017	171113	874 Mains & Services	Supplies for ...	2294 · Chris Cr...	28.28		532,472.76
Bill	10/31/2017	118445	Cart Farm & Home ...	Supplies for E...	2221 · Vendors	10.98		532,483.74
Bill	10/31/2017	171107	Farmers Coop	Supplies for E...	2221 · Vendors	87.63		532,571.37
General Journal	10/31/2017	171031		JS took 3 co...	2833 · Accrued...		335.28	532,236.09
General Journal	10/31/2017	171031		3,567 meters	1607 · Meters ...		1,295.00	530,941.09
Bill	11/01/2017	171102	Green's Tire & Oil	Mount tire	2221 · Vendors	10.00		530,951.09
Bill	11/01/2017	171102	Green's Tire & Oil	4 New tires fo...	2221 · Vendors	501.40		531,452.49
Bill	11/01/2017	171102	Green's Tire & Oil	oil change BR	2221 · Vendors	75.05		531,527.54
Bill	11/01/2017	171102	Green's Tire & Oil	Flat DG	2221 · Vendors	12.00		531,539.54
Credit Card Charge	11/01/2017	171109	874 Mains & Services	Supplies for E...	2288 · Kevin P...	648.26		532,187.80
Bill	11/01/2017	108410	Hudson Equipment	Supplies for H...	2221 · Vendors	24.09		532,211.89
Bill	11/02/2017	85600	Jenkins Oilfield Sup...	Supplies for V...	2221 · Vendors	512.50		532,724.39
Bill	11/02/2017	0153-...	O'Reilly Auto Parts	Supplies for E...	2221 · Vendors	59.44		532,783.83
Bill	11/02/2017	118761	Cart Farm & Home ...	Supplies for E...	2221 · Vendors	12.16		532,795.99

Navitas Utility Corporation
General Ledger
As of December 31, 2017

Type	Date	Num	Name	Memo	Split	Debit	Credit	Balance
Credit Card Charge	11/03/2017	171109	874 Mains & Services	Backhoe parts	2289 · Bruce L...	141.38		532,937.37
Credit Card Charge	11/03/2017	171109	874 Mains & Services	Supplies for E...	2288 · Kevin P...	99.06		533,036.43
Credit Card Charge	11/04/2017	171201	874 Mains & Services	tire for BL	2289 · Bruce L...	180.22		533,216.65
Bill	11/06/2017	10932...	EGW Utilities, Inc.	Supplies for E...	2221 · Vendors	634.35		533,851.00
Credit Card Charge	11/07/2017	171107	874 Mains & Services	Supplies for E...	2275 · Johnny ...	109.98		533,960.98
Bill	11/07/2017	2896	Quinton Parts Supply	Supplies for K...	2221 · Vendors	30.50		533,991.48
Bill	11/08/2017	10934...	EGW Utilities, Inc.	Supplies for ...	2221 · Vendors	2.61		533,994.09
Credit Card Charge	11/08/2017	171109	874 Mains & Services	Supplies for E...	2275 · Johnny ...	109.99		534,104.08
Bill	11/08/2017	119561	Cart Farm & Home ...	Supplies for E...	2221 · Vendors	16.96		534,121.04
Bill	11/08/2017	119599	Cart Farm & Home ...	Supplies for E...	2221 · Vendors	12.19		534,133.23
Bill	11/10/2017	11076...	Isco Industries, LLC	Supplies for E...	2221 · Vendors	74.02		534,207.25
General Journal	11/10/2017	171115		CC, JG, JS, ...	5100 · Services	21,525.86		555,733.11
Bill	11/13/2017	28560	Keystone-Beard Eq...	Supplies for ...	2221 · Vendors	74.60		555,807.71
Bill	11/13/2017	0219-...	O'Reilly Auto Parts	Supplies for ...	2221 · Vendors	94.95		555,902.66
Bill	11/13/2017	S2035...	Bemac Supply	Supplies for E...	2221 · Vendors	17.11		555,919.77
Bill	11/13/2017	109401	Hudson Equipment	Supplies for H...	2221 · Vendors	2.62		555,922.39
Credit Card Charge	11/13/2017	171201	874 Mains & Services	Supplies for V...	2289 · Bruce L...	151.61		556,074.00
Bill	11/13/2017	632736	Farmers Coop Mill &...	Supplies for E...	2221 · Vendors	135.00		556,209.00
Bill	11/14/2017	S2036...	Bemac Supply	Supplies for E...	2221 · Vendors	38.25		556,247.25
Bill	11/14/2017	109434	Hudson Equipment	Supplies for H...	2221 · Vendors	14.64		556,261.89
Bill	11/14/2017	32919...	Locke Supply	Supplies for V...	2221 · Vendors	358.44		556,620.33
Credit Card Charge	11/14/2017	171201	874 Mains & Services	Supplies for V...	2289 · Bruce L...	37.19		556,657.52
Bill	11/15/2017	HC11...	H & C Services and ...	Supplies for E...	2221 · Vendors	128.69		556,786.21
Credit Card Charge	11/15/2017	171201	874 Mains & Services	Supplies for V...	2289 · Bruce L...	117.13		556,903.34
Bill	11/17/2017	109712	Hudson Equipment	Supplies for H...	2221 · Vendors	11.57		556,914.91
Credit Card Charge	11/17/2017	171201	874 Mains & Services	Supplies for V...	2289 · Bruce L...	293.40		557,208.31
Bill	11/17/2017	2967	Quinton Parts Supply	Supplies for K...	2221 · Vendors	47.94		557,256.25
Bill	11/21/2017	21559...	Tate Boy's Tire & Se...	oil change 09 ...	2221 · Vendors	1,106.09		558,362.34
Credit Card Charge	11/21/2017	171201	874 Mains & Services	Flat JG	2275 · Johnny ...	15.00		558,377.34
Bill	11/22/2017	280805	Harold's Auto Supply	Supplies for e...	2221 · Vendors	9.99		558,387.33
Credit Card Charge	11/27/2017	171201	874 Mains & Services	Supplies for E...	2275 · Johnny ...	27.50		558,414.83
Bill	11/27/2017	121775	Cart Farm & Home ...	Supplies for E...	2221 · Vendors	8.34		558,423.17
General Journal	11/27/2017	171129		CC, JG, JS, ...	5100 · Services	22,052.88		580,476.05
Bill	11/28/2017	3013	Quinton Parts Supply	Supplies for K...	2221 · Vendors	33.77		580,509.82
Bill	11/29/2017	0219-...	O'Reilly Auto Parts	Supplies for ...	2221 · Vendors	39.23		580,549.05
Credit Card Charge	11/30/2017	171201	874 Mains & Services	Supplies for V...	2289 · Bruce L...	80.99		580,630.04
Bill	11/30/2017	171208	Farmers Coop	Supplies for E...	2221 · Vendors	27.10		580,657.14
General Journal	11/30/2017	171130		3,593 meters	1607 · Meters ...		1,293.00	579,364.14
Bill	12/01/2017	171201	Green's Tire & Oil	oil change BR	2221 · Vendors	63.60		579,427.74
Bill	12/01/2017	171201	Green's Tire & Oil	Flat BR	2221 · Vendors	12.00		579,439.74
Bill	12/01/2017	15616	Brown Ford & Mercu...	Supplies for E...	2221 · Vendors	146.35		579,586.09
Bill	12/01/2017	129658	England Ford Inc	oil change '11...	2221 · Vendors	62.73		579,648.82
Bill	12/01/2017	110571	Hudson Equipment	Supplies for H...	2221 · Vendors	15.08		579,663.90
Bill	12/01/2017	481	Hudson Country Sto...	Supplies for H...	2221 · Vendors	51.60		579,715.50
Credit Card Charge	12/04/2017	171208	874 Mains & Services	Backhoe parts	2288 · Kevin P...	99.27		579,814.77
Bill	12/04/2017	122944	Cart Farm & Home ...	Supplies for E...	2221 · Vendors	41.79		579,856.56
Bill	12/05/2017	10942...	EGW Utilities, Inc.	Supplies for E...	2221 · Vendors	314.36		580,170.92
Bill	12/05/2017	123019	Cart Farm & Home ...	Supplies for E...	2221 · Vendors	9.75		580,180.67
Credit Card Charge	12/06/2017	171208	874 Mains & Services	Supplies for E...	2286 · Darrel ...	388.25		580,568.92

Navitas Utility Corporation
General Ledger
As of December 31, 2017

Type	Date	Num	Name	Memo	Split	Debit	Credit	Balance
Bill	12/07/2017	123286	Cart Farm & Home ...	Supplies for E...	2221 · Vendors	8.35		580,577.27
General Journal	12/08/2017	17123...		CC, JG, JS, ...	5100 · Services	17,040.46		597,617.73
Bill	12/10/2017	118396	Entz Oilfield Chemic...	methanol	2221 · Vendors	145.16		597,762.89
Credit Card Charge	12/10/2017	180118	874 Mains & Services	Supplies for ...	2294 · Chris Cr...	8.18		597,771.07
Bill	12/11/2017	02498...	Sensit Technologies	Repair Sensit ...	2221 · Vendors	146.36		597,917.43
Bill	12/11/2017	171211	Mike's Garage	JG radiator re...	2221 · Vendors	145.05		598,062.48
Bill	12/11/2017	129833	England Ford Inc	oil change WS	2221 · Vendors	52.24		598,114.72
Bill	12/11/2017	HC11...	H & C Services and ...	Suppleis for E...	2221 · Vendors	283.39		598,398.11
Credit Card Charge	12/11/2017	171107	874 Mains & Services	Supplies for E...	2275 · Johnny ...	37.67		598,435.78
Credit Card Charge	12/11/2017	180118	874 Mains & Services	Supplies for ...	2294 · Chris Cr...	7.96		598,443.74
Credit Card Charge	12/11/2017	180118	874 Mains & Services	Tool box for tr...	2285 · Jeff Fog...	770.35		599,214.09
Bill	12/12/2017	57670	England Ford Inc	hose for Eakly	2221 · Vendors	61.56		599,275.65
Bill	12/12/2017	11077...	Isco Industries, LLC	Supplies for E...	2221 · Vendors	9.33		599,284.98
Credit Card Charge	12/13/2017	171222	874 Mains & Services	Supplies for E...	2275 · Johnny ...	460.00		599,744.98
Bill	12/14/2017	129911	England Ford Inc	oil change '17...	2221 · Vendors	55.94		599,800.92
Bill	12/15/2017	21576...	Tate Boy's Tire & Se...	oil change 14 ...	2221 · Vendors	133.49		599,934.41
Bill	12/18/2017	10947...	EGW Utilities, Inc.	Supplies for E...	2221 · Vendors	97.75		600,032.16
Bill	12/19/2017	10947...	EGW Utilities, Inc.	Supplies for E...	2221 · Vendors	636.00		600,668.16
Bill	12/19/2017	1777	Hudson Country Sto...	Supplies for H...	2221 · Vendors	3.36		600,671.52
Bill	12/20/2017	29151	Keystone-Beard Eq...	Supplies for ...	2221 · Vendors	138.89		600,810.41
Bill	12/20/2017	33188...	Locke Supply	Supplies for V...	2221 · Vendors	176.35		600,986.76
Bill	12/20/2017	125126	Cart Farm & Home ...	Supplies for E...	2221 · Vendors	12.16		600,998.92
Bill	12/20/2017	42688	Prince Plumbing LLC	Supplies for H...	2221 · Vendors	239.76		601,238.68
General Journal	12/22/2017	171227		CC, JG, JS, ...	5100 · Services	24,791.77		626,030.45
Bill	12/26/2017	10950...	EGW Utilities, Inc.	Supplies for E...	2221 · Vendors	636.25		626,666.70
Bill	12/26/2017	3198	Quinton Parts Supply	Supplies for K...	2221 · Vendors	4.35		626,671.05
Bill	12/27/2017	112320	Hudson Equipment	Supplies for H...	2221 · Vendors	8.74		626,679.79
Bill	12/28/2017	125853	Cart Farm & Home ...	Supplies for E...	2221 · Vendors	10.86		626,690.65
Bill	12/31/2017	180108	Equity Exchange	Supplies for E...	2221 · Vendors	54.05		626,744.70
General Journal	12/31/2017	171231		Capitalize ref...	1603 · Heavy e...		6,502.82	620,241.88
General Journal	12/31/2017	171231		3,611 meters	1607 · Meters ...		1,290.00	618,951.88
Total 874.46 · Mains & Services Expense OK						641,852.85	22,900.97	618,951.88
874 · Mains & Services Expense - Other								0.00
Total 874 · Mains & Services Expense - Other								0.00
Total 874 · Mains & Services Expense						745,231.95	25,936.97	719,294.98
887 · Maintenance of Mains								0.00
5400 · Construction								0.00
Invoice	12/01/2017	2017E...	System FCFA:Repai...	Valve, check ...	1201 · From m...	0.00		0.00
Invoice	12/01/2017	2017S...	System FCFA:New ...	Strainer-2" Y t...	1201 · From m...	0.00		0.00
Invoice	12/01/2017	2017...	System FCFA:Repai...	Strainer-2" Y t...	1201 · From m...	0.00		0.00
Invoice	12/01/2017	2017...	System FCFA:Repai...	Strainer-2" Y t...	1201 · From m...	0.00		0.00
Total 5400 · Construction						0.00	0.00	0.00

Navitas Utility Corporation
General Ledger
As of December 31, 2017

Type	Date	Num	Name	Memo	Split	Debit	Credit	Balance
6150 · Travel & subsist								0.00
Total 6150 · Travel & subsist								0.00
887.15 · Maintenance of Mains KY								0.00
Credit Card Charge	01/01/2017	170119	887 Maintenance of ...	food for KP K...	2288 · Kevin P...	3.84		3.84
Credit Card Charge	01/02/2017	170119	887 Maintenance of ...	room for KP	2288 · Kevin P...	88.53		92.37
Credit Card Charge	01/02/2017	170119	887 Maintenance of ...	food for KP K...	2288 · Kevin P...	8.18		100.55
Credit Card Charge	01/02/2017	170119	887 Maintenance of ...	food for KP K...	2288 · Kevin P...	5.01		105.56
Credit Card Charge	01/03/2017	170119	887 Maintenance of ...	room for KP K...	2288 · Kevin P...	64.48		170.04
Credit Card Charge	01/03/2017	170119	887 Maintenance of ...	food for KP K...	2288 · Kevin P...	6.75		176.79
Credit Card Charge	01/03/2017	170119	887 Maintenance of ...	food for KP K...	2288 · Kevin P...	18.86		195.65
Credit Card Charge	01/04/2017	170119	887 Maintenance of ...	food for KP K...	2288 · Kevin P...	12.28		207.93
Credit Card Charge	01/05/2017	170119	887 Maintenance of ...	room for KP	2288 · Kevin P...	208.70		416.63
Credit Card Charge	01/05/2017	170119	887 Maintenance of ...	food for KP K...	2288 · Kevin P...	7.35		423.98
Credit Card Charge	01/05/2017	170119	887 Maintenance of ...	food for KP K...	2288 · Kevin P...	7.91		431.89
Credit Card Charge	01/05/2017	170119	887 Maintenance of ...	food for KP K...	2288 · Kevin P...	10.01		441.90
Bill	01/05/2017	10465	Navitas KY NG LLC	Master Meter ...	2221 · Vendors	1,386.25		1,828.15
Credit Card Charge	01/06/2017	170119	887 Maintenance of ...	food for KP K...	2288 · Kevin P...	10.74		1,838.89
Credit Card Charge	01/06/2017	170119	887 Maintenance of ...	food for KP K...	2288 · Kevin P...	4.54		1,843.43
Bill	01/16/2017	10479	Navitas KY NG LLC	Set Meter at ...	2221 · Vendors	274.50		2,117.93
Bill	01/23/2017	Reque...	Navitas KY NG LLC	Clinton Count...	2221 · Vendors	97,134.47		99,252.40
Bill	01/24/2017	10483	Hull Brothers, Inc.	Repair leak B...	2221 · Vendors	995.00		100,247.40
Invoice	01/31/2017	1701K...	Navitas KY NG LLC	Master Meter ...	1201 · From m...		1,386.25	98,861.15
Invoice	01/31/2017	1701K...	Navitas KY NG LLC	Set Meter at ...	1201 · From m...		274.50	98,586.65
Invoice	01/31/2017	1701K...	Navitas KY NG LLC	Clinton Count...	1201 · From m...		97,134.47	1,452.18
Bill	02/02/2017	1704	Russmar Utility Man...	Valve Monitori...	2221 · Vendors	1,000.00		2,452.18
Bill	02/10/2017	Reque...	Navitas KY NG LLC	Clinton Count...	2221 · Vendors	23,127.26		25,579.44
Bill	02/21/2017	1709	Russmar Utility Man...	Valve Monitori...	2221 · Vendors	1,000.00		26,579.44
Bill	02/27/2017	10478	Navitas KY NG LLC	Install Service...	2221 · Vendors	696.60		27,276.04
Bill	02/27/2017	10484	Navitas KY NG LLC	Master Meter ...	2221 · Vendors	410.00		27,686.04
Bill	02/28/2017	Reque...	Navitas KY NG LLC	Clinton Count...	2221 · Vendors	19,212.80		46,898.84
Invoice	02/28/2017	1702K...	Navitas KY NG LLC	Clinton Count...	1201 · From m...		23,127.26	23,771.58
Invoice	02/28/2017	1702K...	Navitas KY NG LLC	Install Service...	1201 · From m...		696.60	23,074.98
Invoice	02/28/2017	1702K...	Navitas KY NG LLC	Master Meter ...	1201 · From m...		410.00	22,664.98
Invoice	02/28/2017	1702K...	Navitas KY NG LLC	Clinton Count...	1201 · From m...		19,212.80	3,452.18
Bill	03/06/2017	10520	Hull Brothers, Inc.	Locate and ca...	2221 · Vendors	562.50		4,014.68
Bill	03/15/2017	10552	Navitas KY NG LLC	Install Service...	2221 · Vendors	774.75		4,789.43
Bill	03/20/2017	10537	Hull Brothers, Inc.	Locate gas line	2221 · Vendors	640.00		5,429.43
Bill	03/20/2017	1729	Russmar Utility Man...	Valve Monitori...	2221 · Vendors	1,000.00		6,429.43
Bill	03/26/2017	10559	Navitas KY NG LLC	Extend Main ...	2221 · Vendors	4,053.90		10,483.33
Bill	03/30/2017	10562	Hull Brothers, Inc.	Locate leak, r...	2221 · Vendors	887.50		11,370.83
Invoice	03/31/2017	1703K...	Navitas KY NG LLC	Install Service...	1201 · From m...		774.75	10,596.08
Invoice	03/31/2017	1703K...	Navitas KY NG LLC	Extend Main ...	1201 · From m...		4,053.90	6,542.18
Bill	04/04/2017	10583	Navitas KY NG LLC	Rework Gas li...	2221 · Vendors	1,624.75		8,166.93
Bill	04/05/2017	10586	Navitas KY NG LLC	Rework Gas li...	2221 · Vendors	927.00		9,093.93
Invoice	04/30/2017	1704K...	Navitas KY NG LLC	Rework Gas li...	1201 · From m...		1,624.75	7,469.18
Invoice	04/30/2017	1704K...	Navitas KY NG LLC	Rework Gas li...	1201 · From m...		927.00	6,542.18
Bill	05/02/2017	1748	Russmar Utility Man...	Valve Monitori...	2221 · Vendors	1,000.00		7,542.18
Bill	05/03/2017	10600	Navitas KY NG LLC	Install repaire...	2221 · Vendors	788.75		8,330.93

Navitas Utility Corporation
General Ledger
As of December 31, 2017

Type	Date	Num	Name	Memo	Split	Debit	Credit	Balance
Bill	05/04/2017	10599	Hull Brothers, Inc.	Respond to g...	2221 · Vendors	900.00		9,230.93
Bill	05/22/2017	Reque...	Navitas KY NG LLC	Clinton Count...	2221 · Vendors	15,497.17		24,728.10
Invoice	05/31/2017	1705K...	Navitas KY NG LLC	Install repaire...	1201 · From m...		788.75	23,939.35
Invoice	05/31/2017	1705K...	Navitas KY NG LLC	Clinton Count...	1201 · From m...		15,497.17	8,442.18
Bill	06/07/2017	1755	Russmar Utility Man...	Valve Monitori...	2221 · Vendors	1,000.00		9,442.18
Bill	06/29/2017	1763	Russmar Utility Man...	Valve Monitori...	2221 · Vendors	1,000.00		10,442.18
Bill	06/30/2017	10617	Navitas KY NG LLC	Install Service...	2221 · Vendors	747.50		11,189.68
Invoice	06/30/2017	1706K...	Navitas KY NG LLC	Install Service...	1201 · From m...		747.50	10,442.18
Bill	07/24/2017	10623	Hull Brothers, Inc.	McWhorter R...	2221 · Vendors	1,822.50		12,264.68
Bill	07/28/2017	1776	Russmar Utility Man...	Valve Monitori...	2221 · Vendors	1,000.00		13,264.68
Credit Card Charge	08/07/2017	170918	887 Maintenance of ...	food for KP	2288 · Kevin P...	7.09		13,271.77
Credit Card Charge	08/08/2017	170918	887 Maintenance of ...	food for KP	2288 · Kevin P...	6.87		13,278.64
Bill	09/08/2017	1792	Russmar Utility Man...	Valve Monitori...	2221 · Vendors	1,000.00		14,278.64
Bill	09/23/2017	10670	Hull Brothers, Inc.	Repair damag...	2221 · Vendors	270.15		14,548.79
Bill	10/01/2017	17109	Russmar Utility Man...	Valve Monitori...	2221 · Vendors	1,000.00		15,548.79
Bill	10/03/2017	10686	Navitas KY NG LLC	Install (2) 2" T...	2221 · Vendors	600.50		16,149.29
Bill	10/18/2017	10696	Hull Brothers, Inc.	LEAK - squee...	2221 · Vendors	187.50		16,336.79
Bill	10/18/2017	10696	Hull Brothers, Inc.	Repair 3/4" se...	2221 · Vendors	225.00		16,561.79
Invoice	10/31/2017	1710K...	Navitas KY NG LLC	Install (2) 2" T...	1201 · From m...		600.50	15,961.29
Bill	11/03/2017	10724	Hull Brothers, Inc.	Repair damag...	2221 · Vendors	450.00		16,411.29
Bill	11/03/2017	10735	Hull Brothers, Inc.	Test sections ...	2221 · Vendors	386.20		16,797.49
Bill	11/21/2017	17116	Russmar Utility Man...	Valve Monitori...	2221 · Vendors	1,000.00		17,797.49
Bill	11/30/2017	61	TDH Construction	1 day in KY 1...	2221 · Vendors	150.00		17,947.49
Bill	12/13/2017	17126	Russmar Utility Man...	Valve Monitori...	2221 · Vendors	1,000.00		18,947.49
General Journal	12/31/2017	171231		Navitas KY N...	887 · Maintena...	207.22		19,154.71
Total 887.15 · Maintenance of Mains KY						186,410.91	167,256.20	19,154.71
887.16 · Maintenance of Mains TN								0.00
Credit Card Charge	01/06/2017	170119	887 Maintenance of ...	room for KP	2288 · Kevin P...	76.29		76.29
Bill	01/11/2017	30-023	Navitas TN NG LLC	New Service -...	2221 · Vendors	550.00		626.29
Invoice	01/31/2017	1701T...	Navitas TN NG LLC	New Service -...	1201 · From m...		550.00	76.29
Bill	03/06/2017	10527	Navitas TN NG LLC	Install Service...	2221 · Vendors	540.75		617.04
Bill	03/20/2017	10545	Navitas TN NG LLC	Install Service...	2221 · Vendors	227.50		844.54
Invoice	03/31/2017	1703T...	Navitas TN NG LLC	Install Service...	1201 · From m...		540.75	303.79
Invoice	03/31/2017	1703T...	Navitas TN NG LLC	Install Service...	1201 · From m...		227.50	76.29
Credit Card Charge	05/23/2017	170526	887 Maintenance of ...	Flight for TH t...	2282 · Thomas...	409.36		485.65
Credit Card Charge	05/23/2017	170526	887 Maintenance of ...	Flight for TH t...	2282 · Thomas...	310.63		796.28
Bill	05/31/2017	55	TDH Construction	1 Day in TN	2221 · Vendors	150.00		946.28
Credit Card Charge	06/01/2017	170605	887 Maintenance of ...	TH TN trip	2282 · Thomas...	19.07		965.35
Credit Card Charge	06/01/2017	170605	887 Maintenance of ...	TH TN trip	2282 · Thomas...	62.10		1,027.45
Credit Card Charge	06/02/2017	170605	887 Maintenance of ...	TH TN trip	2282 · Thomas...	36.39		1,063.84
Credit Card Charge	06/02/2017	170605	887 Maintenance of ...	TH TN trip	2282 · Thomas...	80.50		1,144.34
Bill	06/30/2017	10608	Hull Brothers, Inc.	Locate gas lin...	2221 · Vendors	262.50		1,406.84
Credit Card Charge	08/05/2017	170816	887 Maintenance of ...	room for KP	2288 · Kevin P...	84.38		1,491.22
Credit Card Charge	08/05/2017	170816	887 Maintenance of ...	food for KP	2288 · Kevin P...	8.16		1,499.38
Credit Card Charge	08/06/2017	170816	887 Maintenance of ...	food for KP	2288 · Kevin P...	8.46		1,507.84
Credit Card Charge	08/06/2017	170816	887 Maintenance of ...	food for KP	2288 · Kevin P...	6.35		1,514.19
Credit Card Charge	08/07/2017	170816	887 Maintenance of ...	food for KP	2288 · Kevin P...	22.55		1,536.74

Navitas Utility Corporation
General Ledger
As of December 31, 2017

Type	Date	Num	Name	Memo	Split	Debit	Credit	Balance
Credit Card Charge	08/08/2017	170816	887 Maintenance of ...	food for KP	2288 · Kevin P...	8.71		1,545.45
Credit Card Charge	08/09/2017	170816	887 Maintenance of ...	food for KP	2288 · Kevin P...	5.28		1,550.73
Credit Card Charge	08/09/2017	170816	887 Maintenance of ...	food for KP	2288 · Kevin P...	7.73		1,558.46
Credit Card Charge	08/10/2017	170816	887 Maintenance of ...	room for KP	2288 · Kevin P...	65.85		1,624.31
Credit Card Charge	08/10/2017	170816	887 Maintenance of ...	room for KP	2288 · Kevin P...	417.40		2,041.71
Credit Card Charge	08/10/2017	170816	887 Maintenance of ...	food for KP	2288 · Kevin P...	6.55		2,048.26
Credit Card Charge	08/11/2017	170816	887 Maintenance of ...	food for KP	2288 · Kevin P...	9.62		2,057.88
Check	08/14/2017	CASH	887 Maintenance of ...	food for KP, ti...	1183 · Cash Dr...	19.27		2,077.15
Bill	10/01/2017	10646	Navitas TN NG LLC	Install (198') 2...	2221 · Vendors	2,683.09		4,760.24
Invoice	10/31/2017	1710T...	Navitas TN NG LLC	Install (198') 2...	1201 · From m...		2,683.09	2,077.15
Credit Card Charge	11/08/2017	171108	887 Maintenance of ...	TH flight to TN	2282 · Thomas...	723.60		2,800.75
Credit Card Charge	11/28/2017	171201	887 Maintenance of ...	food for TH	2282 · Thomas...	26.69		2,827.44
Credit Card Charge	11/29/2017	171201	887 Maintenance of ...	food for TH	2282 · Thomas...	27.11		2,854.55
Bill	11/29/2017	171218	TDH Construction	TH rental car ...	2221 · Vendors	221.75		3,076.30
Bill	11/30/2017	61	TDH Construction	1 day in TN 1...	2221 · Vendors	150.00		3,226.30
General Journal	12/31/2017	171231		Navitas TN N...	887 · Maintena...	1,887.20		5,113.50
Total 887.16 · Maintenance of Mains TN						9,114.84	4,001.34	5,113.50
887.28 · Maintenance of Mains TX								0.00
Bill	03/29/2017	10851...	Navitas Utility TX, LLC	7,000' of 4" Pi...	2221 · Vendors	16,975.00		16,975.00
Bill	03/29/2017	10851...	Navitas Utility TX, LLC	6,000' of 4" Pi...	2221 · Vendors	14,460.00		31,435.00
Bill	03/29/2017	10852...	Navitas Utility TX, LLC	7,000' of 4" Pi...	2221 · Vendors	16,975.00		48,410.00
Bill	03/29/2017	10852...	Navitas Utility TX, LLC	6,000' of 4" Pi...	2221 · Vendors	14,460.00		62,870.00
Bill	03/30/2017	10852...	Navitas Utility TX, LLC	5,000' of 4" Pi...	2221 · Vendors	12,050.00		74,920.00
Bill	03/30/2017	10852...	Navitas Utility TX, LLC	2,000' of 2" Pi...	2221 · Vendors	1,440.00		76,360.00
Invoice	03/31/2017	1703T...	Navitas Utility TX, LLC	7,000' of 4" Pi...	1201 · From m...		16,975.00	59,385.00
Invoice	03/31/2017	1703T...	Navitas Utility TX, LLC	6,000' of 4" Pi...	1201 · From m...		14,460.00	44,925.00
Invoice	03/31/2017	1703T...	Navitas Utility TX, LLC	7,000' of 4" Pi...	1201 · From m...		16,975.00	27,950.00
Invoice	03/31/2017	1703T...	Navitas Utility TX, LLC	6,000' of 4" Pi...	1201 · From m...		14,460.00	13,490.00
Invoice	03/31/2017	1703T...	Navitas Utility TX, LLC	5,000' of 4" Pi...	1201 · From m...		12,050.00	1,440.00
Invoice	03/31/2017	1703T...	Navitas Utility TX, LLC	2,000' of 2" Pi...	1201 · From m...		1,440.00	0.00
Bill	04/28/2017	170243	Navitas Utility TX, LLC	TexAmerica ...	2221 · Vendors	2,700.00		2,700.00
Bill	04/28/2017	170243	Navitas Utility TX, LLC	90% Phase I ...	2221 · Vendors	17,550.00		20,250.00
Bill	04/28/2017	170243	Navitas Utility TX, LLC	90% Modeling...	2221 · Vendors	2,250.00		22,500.00
Invoice	04/30/2017	1704T...	Navitas Utility TX, LLC	TexAmerica ...	1201 · From m...		2,700.00	19,800.00
Invoice	04/30/2017	1704T...	Navitas Utility TX, LLC	90% Phase I ...	1201 · From m...		17,550.00	2,250.00
Invoice	04/30/2017	1704T...	Navitas Utility TX, LLC	90% Modeling...	1201 · From m...		2,250.00	0.00
Bill	05/04/2017	S1708...	Navitas Utility TX, LLC	(4) 2" RF 250...	2221 · Vendors	9,424.44		9,424.44
Bill	05/08/2017	10602	Navitas Utility TX, LLC	Payment Esti...	2221 · Vendors	10,000.00		19,424.44
Bill	05/09/2017	10867...	Navitas Utility TX, LLC	(19) 4" Ball V...	2221 · Vendors	4,585.00		24,009.44
Bill	05/09/2017	10867...	Navitas Utility TX, LLC	(23) Valve Box	2221 · Vendors	1,495.00		25,504.44
Bill	05/09/2017	10867...	Navitas Utility TX, LLC	(17,500) trace...	2221 · Vendors	1,925.00		27,429.44
Bill	05/09/2017	10867...	Navitas Utility TX, LLC	4" Tees, Caps...	2221 · Vendors	982.94		28,412.38
Credit Card Charge	05/10/2017	170615	887 Maintenance of ...	TH flight to TX	2282 · Thomas...	868.37		29,280.75
Bill	05/12/2017	10868...	Navitas Utility TX, LLC	(23) Valve Bo...	2221 · Vendors	1,492.70		30,773.45
Credit Card Charge	05/14/2017	170526	887 Maintenance of ...	KP Texas trip	2288 · Kevin P...	53.50		30,826.95
Credit Card Charge	05/14/2017	170526	887 Maintenance of ...	KP Texas trip	2288 · Kevin P...	4.21		30,831.16
Credit Card Charge	05/14/2017	170526	887 Maintenance of ...	KP Texas trip	2288 · Kevin P...	37.19		30,868.35

Navitas Utility Corporation
General Ledger
As of December 31, 2017

Type	Date	Num	Name	Memo	Split	Debit	Credit	Balance
Credit Card Charge	05/15/2017	170526	887 Maintenance of ...	KP Texas trip	2288 · Kevin P...	30.94		30,899.29
Credit Card Charge	05/15/2017	170526	887 Maintenance of ...	KP Texas trip	2288 · Kevin P...	7.77		30,907.06
Credit Card Charge	05/15/2017	170526	887 Maintenance of ...	KP Texas trip	2288 · Kevin P...	8.41		30,915.47
Credit Card Charge	05/15/2017	170615	887 Maintenance of ...	food for TH T...	2282 · Thomas...	22.26		30,937.73
Credit Card Charge	05/16/2017	170526	887 Maintenance of ...	KP Texas trip	2288 · Kevin P...	7.03		30,944.76
Credit Card Charge	05/16/2017	170526	887 Maintenance of ...	KP Texas trip	2288 · Kevin P...	47.56		30,992.32
Credit Card Charge	05/17/2017	170526	887 Maintenance of ...	KP Texas trip	2288 · Kevin P...	7.57		30,999.89
Credit Card Charge	05/17/2017	170526	887 Maintenance of ...	KP Texas trip	2288 · Kevin P...	11.66		31,011.55
Credit Card Charge	05/17/2017	170526	887 Maintenance of ...	KP Texas trip	2288 · Kevin P...	23.02		31,034.57
Credit Card Charge	05/17/2017	170526	887 Maintenance of ...	KP Texas trip	2288 · Kevin P...	267.81		31,302.38
Credit Card Charge	05/18/2017	170526	887 Maintenance of ...	KP Texas trip	2288 · Kevin P...	8.41		31,310.79
Credit Card Charge	05/18/2017	170526	887 Maintenance of ...	KP Texas trip	2288 · Kevin P...	77.97		31,388.76
Credit Card Charge	05/18/2017	170615	887 Maintenance of ...	KP Texas trip	2288 · Kevin P...	89.27		31,478.03
Credit Card Charge	05/18/2017	170615	887 Maintenance of ...	food for TH	2282 · Thomas...	46.01		31,524.04
Credit Card Charge	05/18/2017	170615	887 Maintenance of ...	food for TH	2282 · Thomas...	10.61		31,534.65
Credit Card Charge	05/19/2017	170526	887 Maintenance of ...	KP Texas trip	2288 · Kevin P...	36.72		31,571.37
Credit Card Charge	05/19/2017	170526	887 Maintenance of ...	KP Texas trip	2288 · Kevin P...	11.36		31,582.73
Credit Card Charge	05/19/2017	170526	887 Maintenance of ...	KP Texas trip	2288 · Kevin P...	77.97		31,660.70
Credit	05/22/2017	10870...	Navitas Utility TX, LLC	(22) Valve Bo...	2221 · Vendors		1,430.00	30,230.70
Credit Card Charge	05/23/2017	170530	887 Maintenance of ...	KP Texas trip	2288 · Kevin P...	6.70		30,237.40
Credit Card Charge	05/23/2017	170530	887 Maintenance of ...	KP Texas trip	2288 · Kevin P...	38.24		30,275.64
Bill	05/24/2017	10603	Navitas Utility TX, LLC	Payment Esti...	2221 · Vendors	10,000.00		40,275.64
Credit Card Charge	05/24/2017	170530	887 Maintenance of ...	KP Texas trip	2288 · Kevin P...	69.34		40,344.98
Credit Card Charge	05/24/2017	170530	887 Maintenance of ...	KP Texas trip	2288 · Kevin P...	11.00		40,355.98
Credit Card Charge	05/25/2017	170530	887 Maintenance of ...	KP Texas trip	2288 · Kevin P...	155.94		40,511.92
Credit Card Charge	05/25/2017	170530	887 Maintenance of ...	KP Texas trip	2288 · Kevin P...	54.06		40,565.98
Credit Card Charge	05/25/2017	170530	887 Maintenance of ...	KP Texas trip	2288 · Kevin P...	15.52		40,581.50
Bill	05/31/2017	170322	Navitas Utility TX, LLC	TexAmerica ...	2221 · Vendors	300.00		40,881.50
Bill	05/31/2017	170322	Navitas Utility TX, LLC	100% Phase I...	2221 · Vendors	1,950.00		42,831.50
Bill	05/31/2017	170322	Navitas Utility TX, LLC	100% Modelin...	2221 · Vendors	250.00		43,081.50
Bill	05/31/2017	55	TDH Construction	2 Days in TX	2221 · Vendors	300.00		43,381.50
Invoice	05/31/2017	1705T...	Navitas Utility TX, LLC	(4) 2" RF 250...	1201 · From m...		9,424.44	33,957.06
Invoice	05/31/2017	1705T...	Navitas Utility TX, LLC	Payment Esti...	1201 · From m...		10,000.00	23,957.06
Invoice	05/31/2017	1705T...	Navitas Utility TX, LLC	Payment Esti...	1201 · From m...		10,000.00	13,957.06
Invoice	05/31/2017	1705T...	Navitas Utility TX, LLC	TexAmerica ...	1201 · From m...		300.00	13,657.06
Invoice	05/31/2017	1705T...	Navitas Utility TX, LLC	100% Phase I...	1201 · From m...		1,950.00	11,707.06
Invoice	05/31/2017	1705T...	Navitas Utility TX, LLC	100% Modelin...	1201 · From m...		250.00	11,457.06
Credit Card Charge	06/06/2017	170616	887 Maintenance of ...	KP Texas trip	2288 · Kevin P...	45.27		11,502.33
Credit Card Charge	06/06/2017	170616	887 Maintenance of ...	KP Texas trip	2288 · Kevin P...	7.34		11,509.67
Credit Card Charge	06/06/2017	170616	887 Maintenance of ...	KP Texas trip	2288 · Kevin P...	8.88		11,518.55
Credit Card Charge	06/07/2017	170616	887 Maintenance of ...	KP Texas trip	2288 · Kevin P...	13.28		11,531.83
Credit Card Charge	06/07/2017	170616	887 Maintenance of ...	KP Texas trip	2288 · Kevin P...	7.10		11,538.93
Credit Card Charge	06/08/2017	170616	887 Maintenance of ...	KP Texas trip	2288 · Kevin P...	155.94		11,694.87
Credit Card Charge	06/08/2017	170711	887 Maintenance of ...	KP Texas trip	2288 · Kevin P...	11.91		11,706.78
Credit Card Charge	06/12/2017	170616	887 Maintenance of ...	KP Texas trip	2288 · Kevin P...	3.67		11,710.45
Credit Card Charge	06/12/2017	170616	887 Maintenance of ...	KP Texas trip	2288 · Kevin P...	7.24		11,717.69
Credit Card Charge	06/12/2017	170616	887 Maintenance of ...	KP Texas trip	2288 · Kevin P...	6.50		11,724.19
Credit Card Charge	06/12/2017	170616	887 Maintenance of ...	KP Texas trip	2288 · Kevin P...	47.85		11,772.04
Credit Card Charge	06/13/2017	170616	887 Maintenance of ...	KP Texas trip	2288 · Kevin P...	10.28		11,782.32

Navitas Utility Corporation
General Ledger
As of December 31, 2017

Type	Date	Num	Name	Memo	Split	Debit	Credit	Balance
Credit Card Charge	06/13/2017	170616	887 Maintenance of ...	KP Texas trip	2288 · Kevin P...	6.70		11,789.02
Credit Card Charge	06/14/2017	170616	887 Maintenance of ...	KP Texas trip	2288 · Kevin P...	46.64		11,835.66
Credit Card Charge	06/14/2017	170616	887 Maintenance of ...	KP Texas trip	2288 · Kevin P...	11.14		11,846.80
Credit Card Charge	06/14/2017	170616	887 Maintenance of ...	KP Texas trip	2288 · Kevin P...	155.94		12,002.74
Bill	06/15/2017	10879...	Navitas Utility TX, LLC	(4) Ball Valves	2221 · Vendors	1,215.61		13,218.35
Bill	06/15/2017	10609	Navitas Utility TX, LLC	Payment Esti...	2221 · Vendors	10,000.00		23,218.35
Credit Card Charge	06/19/2017	170622	887 Maintenance of ...	rental car TH ...	2282 · Thomas...	111.09		23,329.44
Credit Card Charge	06/26/2017	170710	887 Maintenance of ...	KP TX trip	2288 · Kevin P...	49.02		23,378.46
Credit Card Charge	06/26/2017	170710	887 Maintenance of ...	KP TX trip	2288 · Kevin P...	6.93		23,385.39
Credit Card Charge	06/26/2017	170710	887 Maintenance of ...	KP TX trip	2288 · Kevin P...	112.66		23,498.05
Credit Card Charge	06/26/2017	170710	887 Maintenance of ...	KP TX trip	2288 · Kevin P...	8.50		23,506.55
Credit Card Charge	06/27/2017	170710	887 Maintenance of ...	KP TX trip	2288 · Kevin P...	12.01		23,518.56
Credit Card Charge	06/27/2017	170710	887 Maintenance of ...	KP TX trip	2288 · Kevin P...	10.38		23,528.94
Credit Card Charge	06/27/2017	170710	887 Maintenance of ...	KP TX trip	2288 · Kevin P...	10.73		23,539.67
Credit Card Charge	06/28/2017	170710	887 Maintenance of ...	KP TX trip	2288 · Kevin P...	10.58		23,550.25
Credit Card Charge	06/28/2017	170710	887 Maintenance of ...	KP TX trip	2288 · Kevin P...	5.61		23,555.86
Credit Card Charge	06/29/2017	170710	887 Maintenance of ...	KP TX trip	2288 · Kevin P...	11.78		23,567.64
Credit Card Charge	06/29/2017	170710	887 Maintenance of ...	KP TX trip	2288 · Kevin P...	233.91		23,801.55
Invoice	06/30/2017	1706T...	Navitas Utility TX, LLC	(4) Ball Valves	1201 · From m...		1,215.61	22,585.94
Invoice	06/30/2017	1706T...	Navitas Utility TX, LLC	Payment Esti...	1201 · From m...		10,000.00	12,585.94
Invoice	06/30/2017	1706T...	Navitas Utility TX, LLC	(19) 4" Ball V...	1201 · From m...		4,585.00	8,000.94
Invoice	06/30/2017	1706T...	Navitas Utility TX, LLC	(23) Valve Box	1201 · From m...		1,495.00	6,505.94
Invoice	06/30/2017	1706T...	Navitas Utility TX, LLC	(17,500) trace...	1201 · From m...		1,925.00	4,580.94
Invoice	06/30/2017	1706T...	Navitas Utility TX, LLC	4" Tees, Caps...	1201 · From m...		982.94	3,598.00
Invoice	06/30/2017	1706T...	Navitas Utility TX, LLC	(23) Valve Bo...	1201 · From m...		1,492.70	2,105.30
Invoice	06/30/2017	1706T...	Navitas Utility TX, LLC	(22) Valve Bo...	1201 · From m...	1,430.00		3,535.30
Bill	07/17/2017	10629	Navitas Utility TX, LLC	(11,800) Dual ...	2221 · Vendors	129,303.00		132,838.30
Credit	07/17/2017	10629	Navitas Utility TX, LLC	3 Previous 10...	2221 · Vendors		30,000.00	102,838.30
Bill	07/18/2017	170720	5100 Kevin Pearcy	KP TX trip	2221 · Vendors	3.23		102,841.53
Bill	07/18/2017	170720	5100 Kevin Pearcy	KP TX trip	2221 · Vendors	10.58		102,852.11
Bill	07/18/2017	170720	5100 Kevin Pearcy	KP TX trip	2221 · Vendors	45.29		102,897.40
Invoice	07/31/2017	1707T...	Navitas Utility TX, LLC	(11,800) Dual ...	1201 · From m...		129,303.00	-26,405.60
Invoice	07/31/2017	1707T...	Navitas Utility TX, LLC	3 Previous 10...	1201 · From m...	30,000.00		3,594.40
Credit Card Charge	08/28/2017	170908	887 Maintenance of ...	food for SY	2283 · Steven ...	7.48		3,601.88
Credit Card Charge	08/28/2017	170911	887 Maintenance of ...	Food for KP	2288 · Kevin P...	13.61		3,615.49
Credit Card Charge	08/29/2017	170908	887 Maintenance of ...	food for SY	2283 · Steven ...	35.63		3,651.12
Credit Card Charge	08/30/2017	170908	887 Maintenance of ...	food for SY	2283 · Steven ...	17.53		3,668.65
Credit Card Charge	08/30/2017	170908	887 Maintenance of ...	food for SY	2283 · Steven ...	5.37		3,674.02
Credit Card Charge	08/30/2017	170911	887 Maintenance of ...	food for KP	2288 · Kevin P...	77.91		3,751.93
Credit Card Charge	08/31/2017	170908	887 Maintenance of ...	food for SY	2283 · Steven ...	51.50		3,803.43
Credit Card Charge	08/31/2017	170911	887 Maintenance of ...	food for KP	2288 · Kevin P...	31.94		3,835.37
Credit Card Charge	08/31/2017	170911	887 Maintenance of ...	food for KP	2288 · Kevin P...	33.29		3,868.66
Credit Card Charge	08/31/2017	170911	887 Maintenance of ...	room for KP	2288 · Kevin P...	233.91		4,102.57
Credit Card Charge	08/31/2017	170911	887 Maintenance of ...	room for SY	2288 · Kevin P...	233.91		4,336.48
Credit Card Charge	08/31/2017	170911	887 Maintenance of ...	room for TP	2288 · Kevin P...	233.91		4,570.39
Credit Card Charge	09/01/2017	170908	887 Maintenance of ...	rental car for ...	2282 · Thomas...	223.65		4,794.04
Credit Card Charge	09/26/2017	171005	887 Maintenance of ...	food for KP	2288 · Kevin P...	8.53		4,802.57
Credit Card Charge	09/27/2017	171005	887 Maintenance of ...	food for KP	2288 · Kevin P...	7.56		4,810.13
Credit Card Charge	09/27/2017	171005	887 Maintenance of ...	food for KP	2288 · Kevin P...	10.61		4,820.74

Navitas Utility Corporation
General Ledger
As of December 31, 2017

Type	Date	Num	Name	Memo	Split	Debit	Credit	Balance
Credit Card Charge	09/28/2017	171005	887 Maintenance of ...	food for KP	2288 · Kevin P...	9.17		4,829.91
Credit Card Charge	09/28/2017	171005	887 Maintenance of ...	food for KP	2288 · Kevin P...	12.52		4,842.43
Credit Card Charge	09/28/2017	171005	887 Maintenance of ...	room for KP	2288 · Kevin P...	133.34		4,975.77
Credit Card Charge	10/16/2017	171018	887 Maintenance of ...	food for KP	2288 · Kevin P...	9.81		4,985.58
Credit Card Charge	10/16/2017	171018	887 Maintenance of ...	food for KP	2288 · Kevin P...	6.82		4,992.40
Credit Card Charge	10/17/2017	171018	887 Maintenance of ...	food for KP	2288 · Kevin P...	11.65		5,004.05
Credit Card Charge	10/17/2017	171018	887 Maintenance of ...	food for KP	2288 · Kevin P...	10.15		5,014.20
Credit Card Charge	10/17/2017	171018	887 Maintenance of ...	room for KP	2288 · Kevin P...	77.97		5,092.17
Total 887.28 · Maintenance of Mains TX						318,305.86	313,213.69	5,092.17
887.46 · Maintenance of Mains OK								0.00
Credit Card Charge	01/04/2017	170202	887 Maintenance of ...	food for GF	2280 · Gaylord...	37.38		37.38
Credit Card Charge	01/05/2017	170117	887 Maintenance of ...	Food for SY	2283 · Steven ...	9.47		46.85
Credit Card Charge	01/06/2017	170117	887 Maintenance of ...	food for BL	2289 · Bruce L...	32.75		79.60
General Journal	01/06/2017	170111		WR, SY	5100 · Services	3,540.68		3,620.28
Credit Card Charge	01/11/2017	170202	887 Maintenance of ...	food for SY	2283 · Steven ...	20.43		3,640.71
Credit Card Charge	01/12/2017	170202	887 Maintenance of ...	food for SY	2283 · Steven ...	12.01		3,652.72
Credit Card Charge	01/12/2017	170202	887 Maintenance of ...	food for BL	2289 · Bruce L...	70.68		3,723.40
Bill	01/19/2017	09503	Victory Resources, ...	Dumptruck V...	2221 · Vendors	317.88		4,041.28
Credit Card Charge	01/19/2017	170210	887 Maintenance of ...	food for SK	2290 · Scott K...	2.62		4,043.90
Credit Card Charge	01/19/2017	170210	887 Maintenance of ...	food for SK	2290 · Scott K...	61.14		4,105.04
General Journal	01/20/2017	170125		WR, SY	5100 · Services	3,110.61		7,215.65
Credit Card Charge	01/24/2017	170202	887 Maintenance of ...	food for SY	2283 · Steven ...	54.34		7,269.99
Credit Card Charge	01/26/2017	170202	887 Maintenance of ...	food for GF	2280 · Gaylord...	20.77		7,290.76
Credit Card Charge	01/27/2017	170202	887 Maintenance of ...	room for GF	2280 · Gaylord...	107.07		7,397.83
Credit Card Charge	01/31/2017	170202	887 Maintenance of ...	food for BL	2289 · Bruce L...	16.58		7,414.41
Credit Card Charge	01/31/2017	170202	887 Maintenance of ...	food for GF	2280 · Gaylord...	16.45		7,430.86
Credit Card Charge	01/31/2017	170210	887 Maintenance of ...	flat for SK	2290 · Scott K...	10.00		7,440.86
Credit Card Charge	02/01/2017	170208	887 Maintenance of ...	food for SY, SC	2283 · Steven ...	16.10		7,456.96
Credit Card Charge	02/02/2017	170208	887 Maintenance of ...	food for SY, SC	2283 · Steven ...	20.32		7,477.28
Credit Card Charge	02/03/2017	170208	887 Maintenance of ...	food for SY, SC	2283 · Steven ...	20.99		7,498.27
General Journal	02/03/2017	170208		WR, SY	5100 · Services	3,119.53		10,617.80
Credit Card Charge	02/07/2017	170208	887 Maintenance of ...	food for SY, SC	2283 · Steven ...	27.88		10,645.68
Credit Card Charge	02/07/2017	170208	887 Maintenance of ...	food for SY, SC	2283 · Steven ...	13.06		10,658.74
Credit Card Charge	02/07/2017	170210	887 Maintenance of ...	food for SK	2290 · Scott K...	8.84		10,667.58
Credit Card Charge	02/07/2017	170221	887 Maintenance of ...	food for BL	2289 · Bruce L...	28.36		10,695.94
Credit Card Charge	02/07/2017	170221	887 Maintenance of ...	food for BL, S...	2289 · Bruce L...	140.18		10,836.12
Credit Card Charge	02/07/2017	170221	887 Maintenance of ...	Food for BL, SE	2289 · Bruce L...	24.63		10,860.75
Check	02/08/2017	CASH	887 Maintenance of ...	food for KP	1183 · Cash Dr...	24.42		10,885.17
Credit Card Charge	02/08/2017	170222	887 Maintenance of ...	food for SY, SC	2283 · Steven ...	20.42		10,905.59
Credit Card Charge	02/09/2017	170222	887 Maintenance of ...	food for SY, SC	2283 · Steven ...	18.13		10,923.72
Credit Card Charge	02/10/2017	170213	887 Maintenance of ...	Food for KP	2288 · Kevin P...	9.72		10,933.44
Credit Card Charge	02/10/2017	170222	887 Maintenance of ...	food for SY, SC	2283 · Steven ...	9.24		10,942.68
Credit Card Charge	02/15/2017	170222	887 Maintenance of ...	food for BL	2289 · Bruce L...	24.72		10,967.40
Credit Card Charge	02/16/2017	170221	887 Maintenance of ...	Food for KP, ...	2288 · Kevin P...	29.36		10,996.76
General Journal	02/16/2017	170222		WR, SY	5100 · Services	3,878.22		14,874.98
Credit Card Charge	02/17/2017	170222	887 Maintenance of ...	food for BL	2289 · Bruce L...	36.00		14,910.98
Credit Card Charge	02/20/2017	170309	887 Maintenance of ...	food for SK	2290 · Scott K...	30.64		14,941.62

Navitas Utility Corporation
General Ledger
As of December 31, 2017

Type	Date	Num	Name	Memo	Split	Debit	Credit	Balance
Credit Card Charge	02/21/2017	170308	887 Maintenance of ...	food for KP	2288 · Kevin P...	17.44		14,959.06
Credit Card Charge	02/21/2017	170308	887 Maintenance of ...	food for KP	2288 · Kevin P...	9.95		14,969.01
Credit Card Charge	02/21/2017	170309	887 Maintenance of ...	food for SY, S...	2283 · Steven ...	30.59		14,999.60
Credit Card Charge	02/22/2017	170308	887 Maintenance of ...	food for KP	2288 · Kevin P...	19.01		15,018.61
Credit Card Charge	02/22/2017	170308	887 Maintenance of ...	food for KP	2288 · Kevin P...	9.53		15,028.14
Credit Card Charge	02/23/2017	170308	887 Maintenance of ...	food for KP	2288 · Kevin P...	7.12		15,035.26
Credit Card Charge	02/23/2017	170308	887 Maintenance of ...	food for KP	2288 · Kevin P...	6.63		15,041.89
Credit Card Charge	02/23/2017	170308	887 Maintenance of ...	room for KP	2288 · Kevin P...	138.58		15,180.47
Credit Card Charge	02/28/2017	170308	887 Maintenance of ...	food for BL	2289 · Bruce L...	30.13		15,210.60
Credit Card Charge	02/28/2017	170308	887 Maintenance of ...	food for BL	2289 · Bruce L...	10.71		15,221.31
Credit Card Charge	02/28/2017	170308	887 Maintenance of ...	food for BL	2289 · Bruce L...	21.76		15,243.07
Credit Card Charge	02/28/2017	170309	887 Maintenance of ...	food for SY, SC	2283 · Steven ...	21.50		15,264.57
Bill	03/01/2017	231488	Adam's Trenching S...	Excavation for...	2221 · Vendors	300.00		15,564.57
Credit Card Charge	03/01/2017	170308	887 Maintenance of ...	food for TH	2282 · Thomas...	20.53		15,585.10
Credit Card Charge	03/01/2017	170308	887 Maintenance of ...	food for BL	2289 · Bruce L...	20.01		15,605.11
Credit Card Charge	03/01/2017	170309	887 Maintenance of ...	food for SY, SC	2283 · Steven ...	10.70		15,615.81
Credit Card Charge	03/02/2017	170308	887 Maintenance of ...	rental car TH	2282 · Thomas...	192.21		15,808.02
Credit Card Charge	03/02/2017	170309	887 Maintenance of ...	food for SY, SC	2283 · Steven ...	15.75		15,823.77
Credit Card Charge	03/02/2017	170411	887 Maintenance of ...	food for KP	2288 · Kevin P...	33.18		15,856.95
Credit Card Charge	03/03/2017	170309	887 Maintenance of ...	food for SY, SC	2283 · Steven ...	17.50		15,874.45
General Journal	03/03/2017	170308		WR, SY	5100 · Services	3,919.41		19,793.86
Credit Card Charge	03/05/2017	170324	887 Maintenance of ...	food for BL, G...	2289 · Bruce L...	57.90		19,851.76
Credit Card Charge	03/06/2017	170309	887 Maintenance of ...	food for SY, SC	2283 · Steven ...	18.19		19,869.95
Credit Card Charge	03/07/2017	170308	887 Maintenance of ...	food for GF, B...	2280 · Gaylord...	36.21		19,906.16
Credit Card Charge	03/07/2017	170309	887 Maintenance of ...	food for SY, SC	2283 · Steven ...	17.50		19,923.66
Credit Card Charge	03/09/2017	170324	887 Maintenance of ...	food for SY	2283 · Steven ...	9.98		19,933.64
Credit Card Charge	03/09/2017	170410	887 Maintenance of ...	food for SY	2283 · Steven ...	3.36		19,937.00
Credit Card Charge	03/14/2017	170324	887 Maintenance of ...	food for BL, GB	2289 · Bruce L...	24.43		19,961.43
Credit Card Charge	03/14/2017	170410	887 Maintenance of ...	food for SY	2283 · Steven ...	17.50		19,978.93
Credit Card Charge	03/16/2017	170410	887 Maintenance of ...	food for SY	2283 · Steven ...	12.63		19,991.56
General Journal	03/17/2017	170322		WR, SY	5100 · Services	3,757.10		23,748.66
Credit Card Charge	03/19/2017	170410	887 Maintenance of ...	rental car TH ...	2282 · Thomas...	13.34		23,762.00
Credit Card Charge	03/20/2017	170410	887 Maintenance of ...	food for BL	2289 · Bruce L...	5.37		23,767.37
Credit Card Charge	03/27/2017	170410	887 Maintenance of ...	food for KP	2288 · Kevin P...	6.56		23,773.93
Credit Card Charge	03/27/2017	170410	887 Maintenance of ...	food for KP	2288 · Kevin P...	10.99		23,784.92
Credit Card Charge	03/27/2017	170410	887 Maintenance of ...	food for GF	2280 · Gaylord...	20.29		23,805.21
Credit Card Charge	03/27/2017	170410	887 Maintenance of ...	food for BL	2289 · Bruce L...	11.05		23,816.26
Credit Card Charge	03/27/2017	170410	887 Maintenance of ...	food for BL	2289 · Bruce L...	30.89		23,847.15
Credit Card Charge	03/27/2017	170410	887 Maintenance of ...	food for BL	2289 · Bruce L...	9.83		23,856.98
Credit Card Charge	03/27/2017	170410	887 Maintenance of ...	hotel for BL	2289 · Bruce L...	83.51		23,940.49
Credit Card Charge	03/28/2017	170410	887 Maintenance of ...	food for KP	2288 · Kevin P...	7.38		23,947.87
Credit Card Charge	03/28/2017	170410	887 Maintenance of ...	food for KP	2288 · Kevin P...	10.65		23,958.52
Credit Card Charge	03/28/2017	170410	887 Maintenance of ...	food for BL	2289 · Bruce L...	9.52		23,968.04
Credit Card Charge	03/29/2017	170410	887 Maintenance of ...	Room for KP	2288 · Kevin P...	155.94		24,123.98
Credit Card Charge	03/29/2017	170410	887 Maintenance of ...	food for KP	2288 · Kevin P...	11.96		24,135.94
Credit Card Charge	03/29/2017	170410	887 Maintenance of ...	food for KP	2288 · Kevin P...	10.00		24,145.94
Credit Card Charge	03/30/2017	170410	887 Maintenance of ...	Flight for TH ...	2282 · Thomas...	783.58		24,929.52
Bill	03/31/2017	53	TDH Construction	4 day in OK 3...	2221 · Vendors	600.00		25,529.52
Credit Card Charge	03/31/2017	170410	887 Maintenance of ...	food for KP, JS	2288 · Kevin P...	36.54		25,566.06

Navitas Utility Corporation
General Ledger
As of December 31, 2017

Type	Date	Num	Name	Memo	Split	Debit	Credit	Balance
Credit Card Charge	03/31/2017	170410	887 Maintenance of ...	food for KP, JS	2288 · Kevin P...	13.24		25,579.30
General Journal	03/31/2017	170405		WR, SY	5100 · Services	2,888.40		28,467.70
Credit Card Charge	04/04/2017	170410	887 Maintenance of ...	Food for JS	2278 · Trenton...	9.93		28,477.63
Credit Card Charge	04/04/2017	170410	887 Maintenance of ...	food for BL	2289 · Bruce L...	6.63		28,484.26
Credit Card Charge	04/04/2017	170410	887 Maintenance of ...	food for BL	2289 · Bruce L...	25.90		28,510.16
Credit Card Charge	04/04/2017	170410	887 Maintenance of ...	food for BL	2289 · Bruce L...	35.83		28,545.99
Credit Card Charge	04/05/2017	170410	887 Maintenance of ...	food for BL	2289 · Bruce L...	20.55		28,566.54
Credit Card Charge	04/05/2017	170410	887 Maintenance of ...	food for BL	2289 · Bruce L...	18.06		28,584.60
Credit Card Charge	04/05/2017	170410	887 Maintenance of ...	food for BL	2289 · Bruce L...	45.23		28,629.83
Credit Card Charge	04/05/2017	170410	887 Maintenance of ...	food for SY	2283 · Steven ...	15.30		28,645.13
Credit Card Charge	04/06/2017	170410	887 Maintenance of ...	food for BL	2289 · Bruce L...	21.14		28,666.27
Credit Card Charge	04/06/2017	170410	887 Maintenance of ...	food for BL	2289 · Bruce L...	19.22		28,685.49
Credit Card Charge	04/06/2017	170410	887 Maintenance of ...	food for SY	2283 · Steven ...	18.88		28,704.37
Credit Card Charge	04/07/2017	170410	887 Maintenance of ...	food for SY	2283 · Steven ...	14.21		28,718.58
Credit Card Charge	04/10/2017	170410	887 Maintenance of ...	food for GF	2280 · Gaylord...	58.25		28,776.83
Credit Card Charge	04/11/2017	170419	887 Maintenance of ...	food for SK, B...	2289 · Bruce L...	40.22		28,817.05
Credit Card Charge	04/11/2017	170419	887 Maintenance of ...	food for BL, G...	2289 · Bruce L...	16.92		28,833.97
Credit Card Charge	04/11/2017	170419	887 Maintenance of ...	food for BL, S...	2289 · Bruce L...	25.91		28,859.88
Credit Card Charge	04/11/2017	170509	887 Maintenance of ...	rental car for ...	2282 · Thomas...	112.94		28,972.82
Credit Card Charge	04/12/2017	170419	887 Maintenance of ...	food for SK, B...	2289 · Bruce L...	21.46		28,994.28
Credit Card Charge	04/12/2017	170419	887 Maintenance of ...	food for BL, E...	2289 · Bruce L...	27.88		29,022.16
Credit Card Charge	04/13/2017	170419	887 Maintenance of ...	food for SK, B...	2289 · Bruce L...	17.47		29,039.63
Credit Card Charge	04/13/2017	170419	887 Maintenance of ...	food for BL, SK	2289 · Bruce L...	18.03		29,057.66
Credit Card Charge	04/16/2017	170419	887 Maintenance of ...	food for BL, G...	2289 · Bruce L...	42.17		29,099.83
Credit Card Charge	04/17/2017	170419	887 Maintenance of ...	food for SK, B...	2289 · Bruce L...	37.41		29,137.24
Credit Card Charge	04/17/2017	170420	887 Maintenance of ...	Food for BL, ...	2289 · Bruce L...	21.67		29,158.91
Credit Card Charge	04/17/2017	170420	887 Maintenance of ...	Food for BL, SK	2289 · Bruce L...	25.62		29,184.53
General Journal	04/17/2017	170419		WR, SY	5100 · Services	3,591.77		32,776.30
Credit Card Charge	04/18/2017	170420	887 Maintenance of ...	food for KP	2288 · Kevin P...	23.36		32,799.66
Credit Card Charge	04/18/2017	170420	887 Maintenance of ...	Food for BL, ...	2289 · Bruce L...	19.00		32,818.66
Credit Card Charge	04/18/2017	170420	887 Maintenance of ...	Food for BL, SK	2289 · Bruce L...	23.90		32,842.56
Credit Card Charge	04/18/2017	170420	887 Maintenance of ...	Food for BL, ...	2289 · Bruce L...	29.67		32,872.23
Bill	04/18/2017	14545...	Fort Cobb Fuel Auth...	Boom Lift for ...	2221 · Vendors	3,091.84		35,964.07
Credit Card Charge	04/19/2017	170420	887 Maintenance of ...	food for KP	2288 · Kevin P...	32.25		35,996.32
Credit Card Charge	04/19/2017	170420	887 Maintenance of ...	Food for BL, ...	2289 · Bruce L...	26.60		36,022.92
Credit Card Charge	04/19/2017	170420	887 Maintenance of ...	Food for BL, ...	2289 · Bruce L...	19.52		36,042.44
Credit Card Charge	04/19/2017	170421	887 Maintenance of ...	food for DG	2286 · Darrel ...	16.85		36,059.29
Credit Card Charge	04/19/2017	170421	887 Maintenance of ...	food for DG	2286 · Darrel ...	4.78		36,064.07
Credit Card Charge	04/20/2017	170421	887 Maintenance of ...	food for DG	2286 · Darrel ...	8.33		36,072.40
Credit Card Charge	04/20/2017	170427	887 Maintenance of ...	room for DG	2286 · Darrel ...	118.46		36,190.86
Credit Card Charge	04/21/2017	170505	887 Maintenance of ...	Food for SY, ...	2283 · Steven ...	18.88		36,209.74
Credit Card Charge	04/24/2017	170505	887 Maintenance of ...	food for BL, SK	2289 · Bruce L...	20.15		36,229.89
Credit Card Charge	04/25/2017	170427	887 Maintenance of ...	food for KP	2288 · Kevin P...	15.31		36,245.20
Credit Card Charge	04/25/2017	170505	887 Maintenance of ...	Supplies for S...	2283 · Steven ...	76.85		36,322.05
Credit Card Charge	04/26/2017	170505	887 Maintenance of ...	food for BL, SK	2289 · Bruce L...	17.24		36,339.29
Credit Card Charge	04/26/2017	170505	887 Maintenance of ...	food for BL, SK	2289 · Bruce L...	35.63		36,374.92
Credit Card Charge	04/27/2017	170505	887 Maintenance of ...	food for BL, SK	2289 · Bruce L...	76.30		36,451.22
Credit Card Charge	04/27/2017	170505	887 Maintenance of ...	food for BL, SK	2289 · Bruce L...	20.31		36,471.53
Credit Card Charge	04/27/2017	170505	887 Maintenance of ...	food for BL, SK	2289 · Bruce L...	24.46		36,495.99

Navitas Utility Corporation
General Ledger
As of December 31, 2017

Type	Date	Num	Name	Memo	Split	Debit	Credit	Balance
Bill	04/28/2017	170428	Buckaloo Construction	Labor to Main...	2221 · Vendors	2,405.00		38,900.99
Bill	04/28/2017	170428	Buckaloo Construction	Repair washo...	2221 · Vendors	255.00		39,155.99
Credit Card Charge	04/28/2017	170505	887 Maintenance of ...	Food for SY, ...	2283 · Steven ...	18.34		39,174.33
Credit Card Charge	04/28/2017	170505	887 Maintenance of ...	food for BL, SK	2289 · Bruce L...	20.72		39,195.05
General Journal	04/28/2017	170503		WR, SY	5100 · Services	3,125.08		42,320.13
Invoice	04/30/2017	1704F...	Fort Cobb Fuel Auth...	Boom Lift for ...	1201 · From m...		3,091.84	39,228.29
Credit Card Charge	05/01/2017	170505	887 Maintenance of ...	food for BL, SK	2289 · Bruce L...	19.93		39,248.22
Credit Card Charge	05/01/2017	170505	887 Maintenance of ...	food for BL, SK	2289 · Bruce L...	21.14		39,269.36
Credit Card Charge	05/02/2017	170509	887 Maintenance of ...	food for KP	2288 · Kevin P...	12.41		39,281.77
Credit Card Charge	05/02/2017	170509	887 Maintenance of ...	food for KP	2288 · Kevin P...	8.27		39,290.04
Credit Card Charge	05/03/2017	170505	887 Maintenance of ...	food for BL, SK	2289 · Bruce L...	30.38		39,320.42
Credit Card Charge	05/03/2017	170509	887 Maintenance of ...	food for SY, SC	2283 · Steven ...	16.38		39,336.80
Credit Card Charge	05/03/2017	170509	887 Maintenance of ...	room for KP	2288 · Kevin P...	77.97		39,414.77
Credit Card Charge	05/03/2017	170509	887 Maintenance of ...	food for KP	2288 · Kevin P...	11.10		39,425.87
Credit Card Charge	05/04/2017	170509	887 Maintenance of ...	food for SY, SC	2283 · Steven ...	16.88		39,442.75
Credit Card Charge	05/04/2017	170509	887 Maintenance of ...	food for KP	2288 · Kevin P...	31.19		39,473.94
Bill	05/04/2017	14588...	Fort Cobb Fuel Auth...	Fork Lift for Ki...	2221 · Vendors	3,754.54		43,228.48
Bill	05/05/2017	938897	Gillingham Heating ...	Ice Machine r...	2221 · Vendors	715.00		43,943.48
Credit Card Charge	05/05/2017	170509	887 Maintenance of ...	food for SY, SC	2283 · Steven ...	16.40		43,959.88
Credit Card Charge	05/08/2017	170512	887 Maintenance of ...	food for BL	2289 · Bruce L...	26.58		43,986.46
Credit Card Charge	05/08/2017	170512	887 Maintenance of ...	food for BL	2289 · Bruce L...	15.43		44,001.89
Credit Card Charge	05/09/2017	170512	887 Maintenance of ...	food for BL	2289 · Bruce L...	54.96		44,056.85
Credit Card Charge	05/09/2017	170512	887 Maintenance of ...	food for BL	2289 · Bruce L...	32.08		44,088.93
Credit Card Charge	05/09/2017	170512	887 Maintenance of ...	food for BL	2289 · Bruce L...	17.63		44,106.56
Credit Card Charge	05/10/2017	170512	887 Maintenance of ...	food for BL	2289 · Bruce L...	40.34		44,146.90
Credit Card Charge	05/10/2017	170512	887 Maintenance of ...	food for BL	2289 · Bruce L...	17.16		44,164.06
Credit Card Charge	05/11/2017	170515	887 Maintenance of ...	food for JS, DG	2278 · Trenton...	36.03		44,200.09
Bill	05/12/2017	14612...	Fort Cobb Fuel Auth...	Trailer Dump	2221 · Vendors	1,965.40		46,165.49
General Journal	05/12/2017	170517		WR, SY	5100 · Services	3,618.54		49,784.03
Credit Card Charge	05/15/2017	170518	887 Maintenance of ...	food for BL	2289 · Bruce L...	15.13		49,799.16
Credit Card Charge	05/15/2017	170518	887 Maintenance of ...	food for BL	2289 · Bruce L...	15.36		49,814.52
Credit Card Charge	05/16/2017	170518	887 Maintenance of ...	food for BL	2289 · Bruce L...	21.32		49,835.84
Credit Card Charge	05/16/2017	170519	887 Maintenance of ...	food for JS	2278 · Trenton...	19.39		49,855.23
Bill	05/16/2017	14545...	Fort Cobb Fuel Auth...	Boom Lift for ...	2221 · Vendors	2,811.84		52,667.07
Credit Card Charge	05/16/2017	170615	887 Maintenance of ...	food for TH O...	2282 · Thomas...	39.87		52,706.94
Credit Card Charge	05/16/2017	170615	887 Maintenance of ...	food for TH	2282 · Thomas...	17.72		52,724.66
Credit Card Charge	05/17/2017	170518	887 Maintenance of ...	food for BL	2289 · Bruce L...	29.11		52,753.77
Credit Card Charge	05/17/2017	170518	887 Maintenance of ...	food for BL	2289 · Bruce L...	35.97		52,789.74
Credit Card Charge	05/18/2017	170518	887 Maintenance of ...	food for BL	2289 · Bruce L...	14.14		52,803.88
Credit Card Charge	05/18/2017	170519	887 Maintenance of ...	rental car for ...	2282 · Thomas...	280.10		53,083.98
Credit Card Charge	05/18/2017	170526	887 Maintenance of ...	food for GF, S...	2280 · Gaylord...	39.95		53,123.93
Bill	05/19/2017	170519	TDH Construction	Food for TH ...	2221 · Vendors	8.44		53,132.37
Bill	05/19/2017	170519	TDH Construction	Food for TH ...	2221 · Vendors	8.54		53,140.91
Bill	05/19/2017	170519	TDH Construction	Food for TH ...	2221 · Vendors	32.37		53,173.28
Bill	05/19/2017	170519	TDH Construction	Food for TH ...	2221 · Vendors	2.19		53,175.47
Credit Card Charge	05/19/2017	170615	887 Maintenance of ...	food for KP	2288 · Kevin P...	15.60		53,191.07
Credit Card Charge	05/23/2017	170526	887 Maintenance of ...	food ro BL, KP	2289 · Bruce L...	46.43		53,237.50
Credit Card Charge	05/23/2017	170615	887 Maintenance of ...	Supplies for ...	2285 · Jeff Fog...	156.03		53,393.53
Credit Card Charge	05/25/2017	170526	887 Maintenance of ...	food for GF, B...	2280 · Gaylord...	67.59		53,461.12

Navitas Utility Corporation
General Ledger
As of December 31, 2017

Type	Date	Num	Name	Memo	Split	Debit	Credit	Balance
General Journal	05/26/2017	170531		WR, SY	5100 · Services	3,154.95		56,616.07
Credit Card Charge	05/30/2017	170605	887 Maintenance of ...	food for BL	2289 · Bruce L...	15.77		56,631.84
Credit Card Charge	05/30/2017	170605	887 Maintenance of ...	food for BL	2289 · Bruce L...	46.51		56,678.35
Credit Card Charge	05/30/2017	170605	887 Maintenance of ...	food for BL	2289 · Bruce L...	24.02		56,702.37
Credit Card Charge	05/31/2017	170605	887 Maintenance of ...	Food for SY	2288 · Kevin P...	11.72		56,714.09
Credit Card Charge	05/31/2017	170605	887 Maintenance of ...	food for SY	2283 · Steven ...	40.51		56,754.60
Credit Card Charge	05/31/2017	170605	887 Maintenance of ...	food for BL	2289 · Bruce L...	17.78		56,772.38
Credit Card Charge	05/31/2017	170605	887 Maintenance of ...	food for BL	2289 · Bruce L...	21.72		56,794.10
Credit Card Charge	05/31/2017	170605	887 Maintenance of ...	food for BL	2289 · Bruce L...	22.51		56,816.61
Bill	05/31/2017	55	TDH Construction	1 Day in OK	2221 · Vendors	150.00		56,966.61
Invoice	05/31/2017	1705F...	Fort Cobb Fuel Auth...	Fork Lift for Ki...	1201 · From m...		3,754.54	53,212.07
Invoice	05/31/2017	1705F...	Fort Cobb Fuel Auth...	Trailer Dump	1201 · From m...		1,965.40	51,246.67
Invoice	05/31/2017	1705F...	Fort Cobb Fuel Auth...	Boom Lift for ...	1201 · From m...		2,811.84	48,434.83
Credit Card Charge	06/01/2017	170605	887 Maintenance of ...	room for BL	2289 · Bruce L...	167.02		48,601.85
Credit Card Charge	06/01/2017	170605	887 Maintenance of ...	food for BL	2289 · Bruce L...	19.01		48,620.86
Credit Card Charge	06/01/2017	170605	887 Maintenance of ...	food for BL	2289 · Bruce L...	30.65		48,651.51
Bill	06/01/2017	14588...	Fort Cobb Fuel Auth...	Fork Lift for Ki...	2221 · Vendors	3,395.04		52,046.55
Bill	06/01/2017	14723	Fort Cobb Fuel Auth...	1 roff off cont...	2221 · Vendors	550.00		52,596.55
Bill	06/01/2017	14736	Fort Cobb Fuel Auth...	1 roff off cont...	2221 · Vendors	550.00		53,146.55
Credit Card Charge	06/05/2017	170615	887 Maintenance of ...	food for BL	2289 · Bruce L...	32.08		53,178.63
Credit Card Charge	06/05/2017	170615	887 Maintenance of ...	food for BL	2289 · Bruce L...	17.57		53,196.20
Credit Card Charge	06/06/2017	170615	887 Maintenance of ...	food for SY	2283 · Steven ...	16.39		53,212.59
Credit Card Charge	06/06/2017	170615	887 Maintenance of ...	food for BL	2289 · Bruce L...	20.66		53,233.25
Credit Card Charge	06/06/2017	170615	887 Maintenance of ...	food for BL	2289 · Bruce L...	36.46		53,269.71
Credit Card Charge	06/06/2017	170615	887 Maintenance of ...	food for BL	2289 · Bruce L...	13.67		53,283.38
Credit Card Charge	06/06/2017	170615	887 Maintenance of ...	food for BL	2289 · Bruce L...	25.32		53,308.70
Credit Card Charge	06/07/2017	170615	887 Maintenance of ...	food for SY	2283 · Steven ...	17.50		53,326.20
Credit Card Charge	06/07/2017	170615	887 Maintenance of ...	food for BL	2289 · Bruce L...	24.45		53,350.65
Credit Card Charge	06/07/2017	170615	887 Maintenance of ...	food for BL	2289 · Bruce L...	20.43		53,371.08
Credit Card Charge	06/07/2017	170615	887 Maintenance of ...	room for BL	2289 · Bruce L...	159.70		53,530.78
Credit Card Charge	06/08/2017	170615	887 Maintenance of ...	food for SY	2283 · Steven ...	9.02		53,539.80
Credit Card Charge	06/09/2017	170615	887 Maintenance of ...	TH flight to OK	2282 · Thomas...	415.99		53,955.79
Credit Card Charge	06/09/2017	170615	887 Maintenance of ...	TH flight to OK	2282 · Thomas...	750.40		54,706.19
Bill	06/09/2017	14612...	Fort Cobb Fuel Auth...	Trailer Dump	2221 · Vendors	1,965.40		56,671.59
General Journal	06/09/2017	170614		WR, SY	5100 · Services	3,493.49		60,165.08
Credit Card Charge	06/12/2017	170616	887 Maintenance of ...	room for BL	2289 · Bruce L...	57.75		60,222.83
Credit Card Charge	06/12/2017	170616	887 Maintenance of ...	food for BL	2289 · Bruce L...	27.23		60,250.06
Credit Card Charge	06/12/2017	170616	887 Maintenance of ...	food for BL	2289 · Bruce L...	19.11		60,269.17
Credit Card Charge	06/12/2017	170616	887 Maintenance of ...	food for BL	2289 · Bruce L...	19.26		60,288.43
Credit Card Charge	06/13/2017	170615	887 Maintenance of ...	Room for GF	2280 · Gaylord...	120.73		60,409.16
Credit Card Charge	06/13/2017	170616	887 Maintenance of ...	food for BL	2289 · Bruce L...	24.08		60,433.24
Credit Card Charge	06/13/2017	170616	887 Maintenance of ...	food for BL	2289 · Bruce L...	35.14		60,468.38
Credit Card Charge	06/13/2017	170616	887 Maintenance of ...	food for BL	2289 · Bruce L...	48.62		60,517.00
Bill	06/13/2017	14545...	Fort Cobb Fuel Auth...	Boom Lift for ...	2221 · Vendors	2,811.84		63,328.84
Credit Card Charge	06/14/2017	170615	887 Maintenance of ...	TH flight to OK	2282 · Thomas...	358.00		63,686.84
Credit Card Charge	06/14/2017	170615	887 Maintenance of ...	TH flight to OK	2282 · Thomas...	27.00		63,713.84
Credit Card Charge	06/14/2017	170616	887 Maintenance of ...	room for BL	2289 · Bruce L...	88.73		63,802.57
Credit Card Charge	06/14/2017	170616	887 Maintenance of ...	food for BL	2289 · Bruce L...	12.56		63,815.13
Credit Card Charge	06/14/2017	170616	887 Maintenance of ...	food for BL	2289 · Bruce L...	30.05		63,845.18

Navitas Utility Corporation
General Ledger
As of December 31, 2017

Type	Date	Num	Name	Memo	Split	Debit	Credit	Balance
Credit Card Charge	06/14/2017	170616	887 Maintenance of ...	food for BL	2289 · Bruce L...	14.33		63,859.51
Bill	06/14/2017	507	Fort Cobb Fuel Auth...	4 roll offs for ...	2221 · Vendors	2,100.00		65,959.51
Credit Card Charge	06/14/2017	170622	887 Maintenance of ...	food for JG	2275 · Johnny ...	7.87		65,967.38
Credit Card Charge	06/15/2017	170623	887 Maintenance of ...	food for BL, G...	2289 · Bruce L...	46.36		66,013.74
Bill	06/15/2017	14746...	Fort Cobb Fuel Auth...	Trencher for ...	2221 · Vendors	877.92		66,891.66
Bill	06/15/2017	14746...	Fort Cobb Fuel Auth...	Mini Excavato...	2221 · Vendors	566.66		67,458.32
Credit Card Charge	06/16/2017	170623	887 Maintenance of ...	food for BL	2289 · Bruce L...	12.00		67,470.32
Credit Card Charge	06/19/2017	170623	887 Maintenance of ...	food for BL, S...	2289 · Bruce L...	32.35		67,502.67
Credit Card Charge	06/19/2017	170623	887 Maintenance of ...	food for BL, K...	2289 · Bruce L...	16.50		67,519.17
Credit Card Charge	06/19/2017	170623	887 Maintenance of ...	food for BL, S...	2289 · Bruce L...	19.01		67,538.18
Credit Card Charge	06/19/2017	170623	887 Maintenance of ...	room for BL	2289 · Bruce L...	79.85		67,618.03
Bill	06/19/2017	14765...	Fort Cobb Fuel Auth...	Compressor f...	2221 · Vendors	46.69		67,664.72
Credit Card Charge	06/20/2017	170622	887 Maintenance of ...	food for SY	2283 · Steven ...	21.85		67,686.57
Credit Card Charge	06/20/2017	170622	887 Maintenance of ...	food for TH O...	2282 · Thomas...	51.68		67,738.25
Credit Card Charge	06/20/2017	170623	887 Maintenance of ...	food for BL,S...	2289 · Bruce L...	45.12		67,783.37
Credit Card Charge	06/20/2017	170623	887 Maintenance of ...	food for BL, S...	2289 · Bruce L...	16.49		67,799.86
Credit Card Charge	06/20/2017	170712	887 Maintenance of ...	food for SK, BL	2290 · Scott K...	45.99		67,845.85
Credit Card Charge	06/21/2017	170622	887 Maintenance of ...	food for annu...	2275 · Johnny ...	98.00		67,943.85
Credit Card Charge	06/21/2017	170622	887 Maintenance of ...	rental car TH ...	2282 · Thomas...	173.24		68,117.09
Credit Card Charge	06/21/2017	170712	887 Maintenance of ...	food for SK, BL	2290 · Scott K...	9.00		68,126.09
Credit Card Charge	06/22/2017	170623	887 Maintenance of ...	food for BL, K...	2289 · Bruce L...	23.03		68,149.12
Credit Card Charge	06/22/2017	170623	887 Maintenance of ...	food for BL	2289 · Bruce L...	11.46		68,160.58
General Journal	06/23/2017	170628		WR, SY	5100 · Services	3,259.10		71,419.68
Credit Card Charge	06/26/2017	170629	887 Maintenance of ...	food for BL	2289 · Bruce L...	26.71		71,446.39
Credit Card Charge	06/26/2017	170629	887 Maintenance of ...	food for BL	2289 · Bruce L...	32.72		71,479.11
Credit Card Charge	06/26/2017	170629	887 Maintenance of ...	food for BL	2289 · Bruce L...	15.64		71,494.75
Credit Card Charge	06/27/2017	170629	887 Maintenance of ...	food for BL	2289 · Bruce L...	19.61		71,514.36
Credit Card Charge	06/27/2017	170629	887 Maintenance of ...	food for BL	2289 · Bruce L...	26.16		71,540.52
Credit Card Charge	06/27/2017	170629	887 Maintenance of ...	room for BL	2289 · Bruce L...	79.85		71,620.37
Bill	06/28/2017	14612...	Fort Cobb Fuel Auth...	Trailer Dump	2221 · Vendors	922.56		72,542.93
Bill	06/29/2017	14588...	Fort Cobb Fuel Auth...	Fork Lift for Ki...	2221 · Vendors	3,395.04		75,937.97
Bill	06/30/2017	56	TDH Construction	3 Day in OK	2221 · Vendors	450.00		76,387.97
Invoice	06/30/2017	1706F...	Fort Cobb Fuel Auth...	Fork Lift for Ki...	1201 · From m...		3,395.04	72,992.93
Invoice	06/30/2017	1706F...	Fort Cobb Fuel Auth...	1 roff off cont...	1201 · From m...		550.00	72,442.93
Invoice	06/30/2017	1706F...	Fort Cobb Fuel Auth...	1 roff off cont...	1201 · From m...		550.00	71,892.93
Invoice	06/30/2017	1706F...	Fort Cobb Fuel Auth...	Trailer Dump	1201 · From m...		1,965.40	69,927.53
Invoice	06/30/2017	1706F...	Fort Cobb Fuel Auth...	Boom Lift for ...	1201 · From m...		2,811.84	67,115.69
Invoice	06/30/2017	1706F...	Fort Cobb Fuel Auth...	4 roll offs for ...	1201 · From m...		2,100.00	65,015.69
Invoice	06/30/2017	1706F...	Fort Cobb Fuel Auth...	Trencher for ...	1201 · From m...		877.92	64,137.77
Invoice	06/30/2017	1706F...	Fort Cobb Fuel Auth...	Mini Excavato...	1201 · From m...		566.66	63,571.11
Invoice	06/30/2017	1706F...	Fort Cobb Fuel Auth...	Compressor f...	1201 · From m...		46.69	63,524.42
Invoice	06/30/2017	1706F...	Fort Cobb Fuel Auth...	Trailer Dump	1201 · From m...		922.56	62,601.86
Invoice	06/30/2017	1706F...	Fort Cobb Fuel Auth...	Fork Lift for Ki...	1201 · From m...		3,395.04	59,206.82
Credit Card Charge	07/05/2017	170725	887 Maintenance of ...	food for KP	2288 · Kevin P...	3.85		59,210.67
Credit Card Charge	07/05/2017	170725	887 Maintenance of ...	food for SY	2283 · Steven ...	17.50		59,228.17
Credit Card Charge	07/05/2017	170814	887 Maintenance of ...	food for KP	2288 · Kevin P...	3.69		59,231.86
Credit Card Charge	07/06/2017	170725	887 Maintenance of ...	food for SY	2283 · Steven ...	23.00		59,254.86
General Journal	07/07/2017	170712		WR, SY	5100 · Services	4,157.78		63,412.64
Credit Card Charge	07/10/2017	170725	887 Maintenance of ...	food for KP	2288 · Kevin P...	19.64		63,432.28

Navitas Utility Corporation
General Ledger
As of December 31, 2017

Type	Date	Num	Name	Memo	Split	Debit	Credit	Balance
Credit Card Charge	07/10/2017	170725	887 Maintenance of ...	food for KP	2288 · Kevin P...	86.82		63,519.10
Bill	07/11/2017	14588...	Fort Cobb Fuel Auth...	Fuel for forklift	2221 · Vendors	41.49		63,560.59
Credit Card Charge	07/11/2017	170725	887 Maintenance of ...	food for SY	2283 · Steven ...	16.37		63,576.96
Credit Card Charge	07/11/2017	170725	887 Maintenance of ...	food for BL	2289 · Bruce L...	46.66		63,623.62
Credit Card Charge	07/11/2017	170725	887 Maintenance of ...	food for BL	2289 · Bruce L...	9.66		63,633.28
Check	07/12/2017	CASH	887 Maintenance of ...	food for BR	1183 · Cash Dr...	41.54		63,674.82
Credit Card Charge	07/12/2017	170725	887 Maintenance of ...	food for KP	2288 · Kevin P...	5.61		63,680.43
Credit Card Charge	07/12/2017	170725	887 Maintenance of ...	food for KP	2288 · Kevin P...	10.52		63,690.95
Credit Card Charge	07/12/2017	170725	887 Maintenance of ...	food for SY	2283 · Steven ...	17.48		63,708.43
Credit Card Charge	07/13/2017	170725	887 Maintenance of ...	food for KP	2288 · Kevin P...	6.69		63,715.12
Credit Card Charge	07/13/2017	170725	887 Maintenance of ...	food for SY	2283 · Steven ...	19.67		63,734.79
Credit Card Charge	07/13/2017	170725	887 Maintenance of ...	food for BL	2289 · Bruce L...	28.79		63,763.58
Credit Card Charge	07/14/2017	170725	887 Maintenance of ...	room for KP	2288 · Kevin P...	155.94		63,919.52
Credit Card Charge	07/14/2017	170725	887 Maintenance of ...	food for KP	2288 · Kevin P...	12.31		63,931.83
Credit Card Charge	07/17/2017	170727	887 Maintenance of ...	food for BL Kl...	2289 · Bruce L...	16.82		63,948.65
Credit Card Charge	07/17/2017	170727	887 Maintenance of ...	food for BL	2289 · Bruce L...	22.37		63,971.02
Credit Card Charge	07/17/2017	170727	887 Maintenance of ...	food for BL, SK	2289 · Bruce L...	24.05		63,995.07
Credit Card Charge	07/17/2017	170727	887 Maintenance of ...	room for BL	2289 · Bruce L...	79.85		64,074.92
Credit Card Charge	07/18/2017	170725	887 Maintenance of ...	food for SY	2283 · Steven ...	19.67		64,094.59
Credit Card Charge	07/18/2017	170727	887 Maintenance of ...	food for BL, K...	2289 · Bruce L...	49.81		64,144.40
Credit Card Charge	07/18/2017	170727	887 Maintenance of ...	food for BL SK	2289 · Bruce L...	11.00		64,155.40
Credit Card Charge	07/19/2017	170814	887 Maintenance of ...	food for GF	2280 · Gaylord...	22.48		64,177.88
Credit Card Charge	07/20/2017	170725	887 Maintenance of ...	food for KP, D...	2288 · Kevin P...	50.04		64,227.92
Credit Card Charge	07/20/2017	170802	887 Maintenance of ...	food for SY	2283 · Steven ...	13.10		64,241.02
Credit Card Charge	07/21/2017	170727	887 Maintenance of ...	food for BL G...	2289 · Bruce L...	19.55		64,260.57
General Journal	07/21/2017	170726		WR, SY	5100 · Services	3,956.02		68,216.59
Bill	07/24/2017	170724	Navitas Winstar LLC	Bore & Pull 9...	2221 · Vendors	4,750.00		72,966.59
Credit Card Charge	07/24/2017	170801	887 Maintenance of ...	food for BL, Ti...	2289 · Bruce L...	100.63		73,067.22
Credit Card Charge	07/24/2017	170801	887 Maintenance of ...	food for BL, K...	2289 · Bruce L...	23.59		73,090.81
Credit Card Charge	07/24/2017	170801	887 Maintenance of ...	food for BL, K...	2289 · Bruce L...	25.61		73,116.42
Credit Card Charge	07/24/2017	170801	887 Maintenance of ...	food for BL	2289 · Bruce L...	3.91		73,120.33
Credit Card Charge	07/25/2017	170727	887 Maintenance of ...	food for KP	2288 · Kevin P...	7.59		73,127.92
Bill	07/25/2017	523	Fort Cobb Fuel Auth...	1 roll offs for ...	2221 · Vendors	525.00		73,652.92
Credit Card Charge	07/25/2017	170801	887 Maintenance of ...	food for BL, K...	2289 · Bruce L...	19.79		73,672.71
Credit Card Charge	07/25/2017	170801	887 Maintenance of ...	food for BL, K...	2289 · Bruce L...	35.41		73,708.12
Credit Card Charge	07/25/2017	170801	887 Maintenance of ...	food for BL, S...	2289 · Bruce L...	19.88		73,728.00
Credit Card Charge	07/26/2017	170801	887 Maintenance of ...	food for BL, K...	2289 · Bruce L...	25.61		73,753.61
Credit Card Charge	07/26/2017	170801	887 Maintenance of ...	food for BL, K...	2289 · Bruce L...	24.90		73,778.51
Credit Card Charge	07/26/2017	170801	887 Maintenance of ...	food for BL, S...	2289 · Bruce L...	25.12		73,803.63
Credit Card Charge	07/26/2017	170801	887 Maintenance of ...	food for BL, S...	2289 · Bruce L...	33.18		73,836.81
Credit Card Charge	07/27/2017	170801	887 Maintenance of ...	food for BL, K...	2289 · Bruce L...	25.98		73,862.79
Credit Card Charge	07/27/2017	170801	887 Maintenance of ...	food for BL, SK	2289 · Bruce L...	12.83		73,875.62
Credit Card Charge	07/27/2017	170801	887 Maintenance of ...	room for BL	2289 · Bruce L...	239.55		74,115.17
Credit Card Charge	07/27/2017	170802	887 Maintenance of ...	food for SY	2283 · Steven ...	18.58		74,133.75
Credit Card Charge	07/28/2017	170802	887 Maintenance of ...	food for SY	2283 · Steven ...	17.50		74,151.25
Credit Card Charge	07/31/2017	170802	887 Maintenance of ...	food for SY	2283 · Steven ...	7.21		74,158.46
Credit Card Charge	07/31/2017	170802	887 Maintenance of ...	food for SY	2283 · Steven ...	8.37		74,166.83
Credit Card Charge	07/31/2017	170802	887 Maintenance of ...	room for SY	2283 · Steven ...	51.24		74,218.07
Credit Card Charge	07/31/2017	170811	887 Maintenance of ...	food for BL	2289 · Bruce L...	12.51		74,230.58

Navitas Utility Corporation
General Ledger
As of December 31, 2017

Type	Date	Num	Name	Memo	Split	Debit	Credit	Balance
Credit Card Charge	07/31/2017	170811	887 Maintenance of ...	food for BL, S...	2289 · Bruce L...	40.43		74,271.01
Credit Card Charge	07/31/2017	170811	887 Maintenance of ...	food for BL, S...	2289 · Bruce L...	23.81		74,294.82
Invoice	07/31/2017	1707F...	Fort Cobb Fuel Auth...	Fuel for forklif...	1201 · From m...		41.49	74,253.33
Invoice	07/31/2017	1707F...	Fort Cobb Fuel Auth...	1 roll offs for ...	1201 · From m...		525.00	73,728.33
Invoice	07/31/2017	1707...	Navitas Winstar LLC	Bore & Pull 9...	1201 · From m...		4,750.00	68,978.33
Credit Card Charge	08/01/2017	170802	887 Maintenance of ...	food for SY	2283 · Steven ...	7.72		68,986.05
Credit Card Charge	08/01/2017	170811	887 Maintenance of ...	food for BL	2289 · Bruce L...	30.50		69,016.55
Credit Card Charge	08/01/2017	170811	887 Maintenance of ...	food for BL	2289 · Bruce L...	13.51		69,030.06
Credit Card Charge	08/01/2017	170811	887 Maintenance of ...	food for BL	2289 · Bruce L...	8.68		69,038.74
Credit Card Charge	08/02/2017	170811	887 Maintenance of ...	food for BL	2289 · Bruce L...	13.51		69,052.25
Credit Card Charge	08/02/2017	170811	887 Maintenance of ...	food for BL, S...	2289 · Bruce L...	26.19		69,078.44
Credit Card Charge	08/02/2017	170811	887 Maintenance of ...	food for BL, S...	2289 · Bruce L...	22.06		69,100.50
Bill	08/03/2017	Tus J...	Fort Cobb Fuel Auth...	Directional bo...	2221 · Vendors	700.00		69,800.50
Credit Card Charge	08/03/2017	170811	887 Maintenance of ...	food for BL	2289 · Bruce L...	7.26		69,807.76
Credit Card Charge	08/03/2017	170811	887 Maintenance of ...	food for BL, SK	2289 · Bruce L...	16.31		69,824.07
Credit Card Charge	08/03/2017	170811	887 Maintenance of ...	room for BL	2289 · Bruce L...	239.55		70,063.62
General Journal	08/04/2017	170809		WR, SY	5100 · Services	3,373.62		73,437.24
Credit Card Charge	08/07/2017	170811	887 Maintenance of ...	food for BL	2289 · Bruce L...	24.02		73,461.26
Credit Card Charge	08/07/2017	170811	887 Maintenance of ...	food for BL, S...	2289 · Bruce L...	10.86		73,472.12
Credit Card Charge	08/07/2017	170811	887 Maintenance of ...	food for Bl, E...	2289 · Bruce L...	22.67		73,494.79
Credit Card Charge	08/07/2017	170816	887 Maintenance of ...	Food for SY, ...	2283 · Steven ...	30.58		73,525.37
Bill	08/08/2017	14862...	Fort Cobb Fuel Auth...	Fork Lift and ...	2221 · Vendors	6,487.38		80,012.75
Credit Card Charge	08/08/2017	170811	887 Maintenance of ...	food for BL, S...	2289 · Bruce L...	26.74		80,039.49
Credit Card Charge	08/08/2017	170811	887 Maintenance of ...	food for BL, S...	2289 · Bruce L...	25.98		80,065.47
Credit Card Charge	08/08/2017	170816	887 Maintenance of ...	Food for SY, ...	2283 · Steven ...	35.69		80,101.16
Credit Card Charge	08/09/2017	170811	887 Maintenance of ...	food for BL	2289 · Bruce L...	24.08		80,125.24
Credit Card Charge	08/09/2017	170811	887 Maintenance of ...	food for BL	2289 · Bruce L...	25.22		80,150.46
Credit Card Charge	08/09/2017	170811	887 Maintenance of ...	food for BL, S...	2289 · Bruce L...	18.50		80,168.96
Credit Card Charge	08/09/2017	170811	887 Maintenance of ...	food for BL, S...	2289 · Bruce L...	29.78		80,198.74
Credit Card Charge	08/09/2017	170816	887 Maintenance of ...	Food for SY, JS	2283 · Steven ...	24.08		80,222.82
Credit Card Charge	08/10/2017	170811	887 Maintenance of ...	food for BL, S...	2289 · Bruce L...	12.30		80,235.12
Credit Card Charge	08/10/2017	170811	887 Maintenance of ...	food for BL, S...	2289 · Bruce L...	22.37		80,257.49
Credit Card Charge	08/10/2017	170816	887 Maintenance of ...	Food for SY, ...	2283 · Steven ...	29.05		80,286.54
Credit Card Charge	08/11/2017	170816	887 Maintenance of ...	Food for SY, ...	2283 · Steven ...	30.32		80,316.86
Credit Card Charge	08/14/2017	170822	887 Maintenance of ...	food for SY, TP	2283 · Steven ...	22.77		80,339.63
Credit Card Charge	08/15/2017	170822	887 Maintenance of ...	food for SY, TP	2283 · Steven ...	31.18		80,370.81
Credit Card Charge	08/16/2017	170822	887 Maintenance of ...	room for SY	2283 · Steven ...	142.38		80,513.19
Credit Card Charge	08/16/2017	170822	887 Maintenance of ...	room for ??	2283 · Steven ...	142.38		80,655.57
Credit Card Charge	08/16/2017	170822	887 Maintenance of ...	food for SY, TP	2283 · Steven ...	15.44		80,671.01
General Journal	08/18/2017	170823		WR, SY	5100 · Services	4,030.75		84,701.76
Credit Card Charge	08/20/2017	170824	887 Maintenance of ...	food for GF	2280 · Gaylord...	25.36		84,727.12
Credit Card Charge	08/21/2017	170824	887 Maintenance of ...	room for GF	2280 · Gaylord...	107.07		84,834.19
Credit Card Charge	08/21/2017	170829	887 Maintenance of ...	food for BL	2289 · Bruce L...	22.76		84,856.95
Credit Card Charge	08/21/2017	170829	887 Maintenance of ...	food for BL	2289 · Bruce L...	35.19		84,892.14
Credit Card Charge	08/21/2017	170829	887 Maintenance of ...	food for BL	2289 · Bruce L...	21.70		84,913.84
Credit Card Charge	08/22/2017	170822	887 Maintenance of ...	TH flight to OK	2282 · Thomas...	553.35		85,467.19
Credit Card Charge	08/22/2017	170829	887 Maintenance of ...	food for BL	2289 · Bruce L...	35.62		85,502.81
Credit Card Charge	08/22/2017	170829	887 Maintenance of ...	food for BL	2289 · Bruce L...	25.98		85,528.79
Credit Card Charge	08/22/2017	170829	887 Maintenance of ...	food for BL	2289 · Bruce L...	15.24		85,544.03

Navitas Utility Corporation
General Ledger
As of December 31, 2017

Type	Date	Num	Name	Memo	Split	Debit	Credit	Balance
Credit Card Charge	08/23/2017	170829	887 Maintenance of ...	food for BL	2289 · Bruce L...	35.66		85,579.69
Credit Card Charge	08/23/2017	170829	887 Maintenance of ...	food for BL	2289 · Bruce L...	17.64		85,597.33
Credit Card Charge	08/24/2017	170829	887 Maintenance of ...	food for BL	2289 · Bruce L...	27.03		85,624.36
Bill	08/25/2017	538	Fort Cobb Fuel Auth...	2 roll offs for ...	2221 · Vendors	1,050.00		86,674.36
Bill	08/28/2017	170828	Buckaloo Construction	Labor to Main...	2221 · Vendors	2,015.00		88,689.36
Credit Card Charge	08/28/2017	170911	887 Maintenance of ...	food for KP	2288 · Kevin P...	19.65		88,709.01
Credit Card Charge	08/29/2017	170908	887 Maintenance of ...	food for BL	2289 · Bruce L...	12.74		88,721.75
Check	08/29/2017	CASH	887 Maintenance of ...	food for JS, SC	1183 · Cash Dr...	32.55		88,754.30
Credit Card Charge	08/29/2017	170912	887 Maintenance of ...	food for SK	2290 · Scott K...	3.71		88,758.01
Credit Card Charge	08/29/2017	170918	887 Maintenance of ...	food for GF	2280 · Gaylord...	46.91		88,804.92
Credit Card Charge	08/30/2017	170908	887 Maintenance of ...	food for BL	2289 · Bruce L...	25.64		88,830.56
Credit Card Charge	08/30/2017	170908	887 Maintenance of ...	food for BL	2289 · Bruce L...	32.75		88,863.31
Credit Card Charge	08/30/2017	170908	887 Maintenance of ...	food for TH	2282 · Thomas...	47.07		88,910.38
Credit Card Charge	08/30/2017	170912	887 Maintenance of ...	food for SK	2290 · Scott K...	8.68		88,919.06
Bill	08/31/2017	Tus A...	Fort Cobb Fuel Auth...	Directional bo...	2221 · Vendors	2,920.00		91,839.06
Credit Card Charge	08/31/2017	170908	887 Maintenance of ...	food for BL	2289 · Bruce L...	22.91		91,861.97
Credit Card Charge	08/31/2017	170911	887 Maintenance of ...	food for BL	2289 · Bruce L...	20.59		91,882.56
Credit Card Charge	08/31/2017	170912	887 Maintenance of ...	food for SK	2290 · Scott K...	6.51		91,889.07
Invoice	08/31/2017	1708F...	Fort Cobb Fuel Auth...	Fork Lift and ...	1201 · From m...		6,487.38	85,401.69
Invoice	08/31/2017	1708F...	Fort Cobb Fuel Auth...	2 roll offs for ...	1201 · From m...		1,050.00	84,351.69
Invoice	08/31/2017	1708F...	Fort Cobb Fuel Auth...	Directional bo...	1201 · From m...		700.00	83,651.69
Invoice	08/31/2017	1708F...	Fort Cobb Fuel Auth...	Directional bo...	1201 · From m...		2,920.00	80,731.69
Credit Card Charge	09/01/2017	170911	887 Maintenance of ...	food for KP	2288 · Kevin P...	42.36		80,774.05
General Journal	09/01/2017	170906		WR, SY	5100 · Services	3,579.90		84,353.95
Credit Card Charge	09/05/2017	170911	887 Maintenance of ...	food for BL	2289 · Bruce L...	13.51		84,367.46
Credit Card Charge	09/05/2017	170911	887 Maintenance of ...	food for BL	2289 · Bruce L...	19.45		84,386.91
Credit Card Charge	09/06/2017	170911	887 Maintenance of ...	food for BL	2289 · Bruce L...	30.78		84,417.69
Credit Card Charge	09/06/2017	170911	887 Maintenance of ...	food for BL	2289 · Bruce L...	23.81		84,441.50
Credit Card Charge	09/07/2017	170911	887 Maintenance of ...	room for BL	2289 · Bruce L...	159.70		84,601.20
Credit Card Charge	09/07/2017	170911	887 Maintenance of ...	food for BL	2289 · Bruce L...	16.90		84,618.10
Bill	09/08/2017	14862...	Fort Cobb Fuel Auth...	Fork Lift and ...	2221 · Vendors	5,982.97		90,601.07
Credit Card Charge	09/08/2017	170919	887 Maintenance of ...	food for SY	2283 · Steven ...	8.81		90,609.88
Credit Card Charge	09/08/2017	170919	887 Maintenance of ...	food for BL	2289 · Bruce L...	29.51		90,639.39
Credit Card Charge	09/10/2017	170919	887 Maintenance of ...	food for BL	2289 · Bruce L...	44.57		90,683.96
Credit Card Charge	09/11/2017	170919	887 Maintenance of ...	food for BL	2289 · Bruce L...	70.43		90,754.39
Credit Card Charge	09/12/2017	170912	887 Maintenance of ...	food for SK	2290 · Scott K...	34.60		90,788.99
Credit Card Charge	09/12/2017	170919	887 Maintenance of ...	food for BL	2289 · Bruce L...	51.04		90,840.03
Credit Card Charge	09/12/2017	170919	887 Maintenance of ...	food for BL	2289 · Bruce L...	13.06		90,853.09
Credit Card Charge	09/13/2017	170919	887 Maintenance of ...	food for BL	2289 · Bruce L...	49.47		90,902.56
Credit Card Charge	09/13/2017	170919	887 Maintenance of ...	food for BL	2289 · Bruce L...	14.10		90,916.66
Credit Card Charge	09/13/2017	171012	887 Maintenance of ...	food for GF	2280 · Gaylord...	41.01		90,957.67
Credit Card Charge	09/14/2017	170919	887 Maintenance of ...	food for SY	2283 · Steven ...	9.98		90,967.65
Credit Card Charge	09/14/2017	170919	887 Maintenance of ...	food for BL	2289 · Bruce L...	45.62		91,013.27
Credit Card Charge	09/14/2017	170919	887 Maintenance of ...	room for BL	2289 · Bruce L...	319.40		91,332.67
Credit Card Charge	09/14/2017	171012	887 Maintenance of ...	food for SK	2290 · Scott K...	10.88		91,343.55
Credit Card Charge	09/15/2017	170919	887 Maintenance of ...	food for SY	2283 · Steven ...	20.53		91,364.08
General Journal	09/15/2017	170920		WR, SY	5100 · Services	3,696.74		95,060.82
Credit Card Charge	09/16/2017	170919	887 Maintenance of ...	food for BL	2289 · Bruce L...	37.37		95,098.19
Credit Card Charge	09/16/2017	170919	887 Maintenance of ...	food for BL	2289 · Bruce L...	40.62		95,138.81

Navitas Utility Corporation
General Ledger
As of December 31, 2017

Type	Date	Num	Name	Memo	Split	Debit	Credit	Balance
Credit Card Charge	09/16/2017	170919	887 Maintenance of ...	food for BL	2289 · Bruce L...	70.00		95,208.81
Credit Card Charge	09/16/2017	170919	887 Maintenance of ...	room for BL	2289 · Bruce L...	112.00		95,320.81
Bill	09/18/2017	8551	Fort Cobb Fuel Auth...	New Roof for ...	2221 · Vendors	22,891.00		118,211.81
Credit Card Charge	09/18/2017	170919	Fort Cobb Fuel Auth...	Supplies for E...	2289 · Bruce L...	1,413.85		119,625.66
Credit Card Charge	09/19/2017	171005	887 Maintenance of ...	food for BL, SK	2289 · Bruce L...	21.20		119,646.86
Credit Card Charge	09/19/2017	171005	887 Maintenance of ...	food for BL, S...	2289 · Bruce L...	60.23		119,707.09
Credit Card Charge	09/19/2017	171005	887 Maintenance of ...	food for BL, SK	2289 · Bruce L...	12.52		119,719.61
Bill	09/20/2017	170920	Fort Cobb Fuel Auth...	Tools & Labor...	2221 · Vendors	890.00		120,609.61
Credit Card Charge	09/20/2017	171005	887 Maintenance of ...	food for SY	2283 · Steven ...	19.69		120,629.30
Credit Card Charge	09/20/2017	171005	887 Maintenance of ...	food for BL, SK	2289 · Bruce L...	7.86		120,637.16
Credit Card Charge	09/20/2017	171005	887 Maintenance of ...	food for BL, S...	2289 · Bruce L...	48.62		120,685.78
Credit Card Charge	09/21/2017	171005	887 Maintenance of ...	food for SY	2283 · Steven ...	12.02		120,697.80
Credit Card Charge	09/21/2017	171005	887 Maintenance of ...	food for BL, S...	2289 · Bruce L...	44.75		120,742.55
Credit Card Charge	09/21/2017	171005	887 Maintenance of ...	food for BL, SK	2289 · Bruce L...	8.41		120,750.96
Credit Card Charge	09/21/2017	171005	887 Maintenance of ...	room for BL	2289 · Bruce L...	159.70		120,910.66
Bill	09/22/2017	14993...	Fort Cobb Fuel Auth...	Mini Excavato...	2221 · Vendors	2,845.87		123,756.53
Bill	09/23/2017	170923	Fort Cobb Fuel Auth...	Bore & Pull 2...	2221 · Vendors	25,114.00		148,870.53
Bill	09/26/2017	3091	Fort Cobb Fuel Auth...	Fork unloead ...	2221 · Vendors	400.00		149,270.53
Credit Card Charge	09/26/2017	171005	887 Maintenance of ...	food for KP	2288 · Kevin P...	8.73		149,279.26
Credit Card Charge	09/26/2017	171005	887 Maintenance of ...	food for BL	2289 · Bruce L...	10.96		149,290.22
Credit Card Charge	09/26/2017	171005	887 Maintenance of ...	food for BL	2289 · Bruce L...	8.96		149,299.18
Credit Card Charge	09/26/2017	171005	887 Maintenance of ...	food for BL	2289 · Bruce L...	31.99		149,331.17
Bill	09/27/2017	15006...	Fort Cobb Fuel Auth...	Mini Excavato...	2221 · Vendors	3,183.58		152,514.75
Credit Card Charge	09/27/2017	171005	887 Maintenance of ...	food ro CL, SK	2289 · Bruce L...	10.70		152,525.45
Credit Card Charge	09/27/2017	171005	887 Maintenance of ...	food for BL, S...	2289 · Bruce L...	43.92		152,569.37
Credit Card Charge	09/27/2017	171005	887 Maintenance of ...	food for BL	2289 · Bruce L...	37.65		152,607.02
Credit Card Charge	09/29/2017	171005	887 Maintenance of ...	food for BL	2289 · Bruce L...	27.35		152,634.37
General Journal	09/29/2017	171004		WR, SY	5100 · Services	3,568.79		156,203.16
Bill	09/30/2017	59	TDH Construction	2 days in OK	2221 · Vendors	300.00		156,503.16
Invoice	09/30/2017	1709F...	Fort Cobb Fuel Auth...	Fork Lift and ...	1201 · From m...		5,982.97	150,520.19
Invoice	09/30/2017	1709F...	Fort Cobb Fuel Auth...	New Roof for ...	1201 · From m...		22,891.00	127,629.19
Invoice	09/30/2017	1709F...	Fort Cobb Fuel Auth...	Supplies for E...	1201 · From m...		1,413.85	126,215.34
Invoice	09/30/2017	1709F...	Fort Cobb Fuel Auth...	Tools & Labor...	1201 · From m...		890.00	125,325.34
Invoice	09/30/2017	1709F...	Fort Cobb Fuel Auth...	Mini Excavato...	1201 · From m...		2,845.87	122,479.47
Invoice	09/30/2017	1709F...	Fort Cobb Fuel Auth...	Bore & Pull 2...	1201 · From m...		25,114.00	97,365.47
Invoice	09/30/2017	1709F...	Fort Cobb Fuel Auth...	Fork unloead ...	1201 · From m...		400.00	96,965.47
Invoice	09/30/2017	1709F...	Fort Cobb Fuel Auth...	Mini Excavato...	1201 · From m...		3,183.58	93,781.89
Credit Card Charge	10/02/2017	171005	887 Maintenance of ...	food for BL	2289 · Bruce L...	13.51		93,795.40
Credit Card Charge	10/03/2017	171005	887 Maintenance of ...	food for BL	2289 · Bruce L...	13.51		93,808.91
Credit Card Charge	10/03/2017	171005	887 Maintenance of ...	food for BL, S...	2289 · Bruce L...	58.55		93,867.46
Credit Card Charge	10/03/2017	171012	887 Maintenance of ...	food for SK	2290 · Scott K...	30.77		93,898.23
Credit Card Charge	10/04/2017	171005	887 Maintenance of ...	room for BL	2289 · Bruce L...	159.70		94,057.93
Credit Card Charge	10/04/2017	171005	887 Maintenance of ...	food for BL, S...	2289 · Bruce L...	61.63		94,119.56
Credit Card Charge	10/04/2017	171005	887 Maintenance of ...	food for BL	2289 · Bruce L...	8.96		94,128.52
Credit Card Charge	10/06/2017	171012	887 Maintenance of ...	food for JG	2275 · Johnny ...	10.19		94,138.71
Credit Card Charge	10/09/2017	171016	887 Maintenance of ...	food for BL	2289 · Bruce L...	14.65		94,153.36
Credit Card Charge	10/09/2017	171016	887 Maintenance of ...	food for BL, S...	2289 · Bruce L...	36.78		94,190.14
Credit Card Charge	10/09/2017	171016	887 Maintenance of ...	food for BL, SK	2289 · Bruce L...	14.19		94,204.33
Credit Card Charge	10/09/2017	171025	887 Maintenance of ...	food for GF	2280 · Gaylord...	19.70		94,224.03

Navitas Utility Corporation
General Ledger
As of December 31, 2017

Type	Date	Num	Name	Memo	Split	Debit	Credit	Balance
Credit Card Charge	10/10/2017	171016	887 Maintenance of ...	food for BL, S...	2289 · Bruce L...	42.03		94,266.06
Credit Card Charge	10/10/2017	171016	887 Maintenance of ...	Food for Bl, SK	2289 · Bruce L...	12.90		94,278.96
Credit Card Charge	10/10/2017	171016	887 Maintenance of ...	food for JS	2278 · Trenton...	30.13		94,309.09
Credit Card Charge	10/10/2017	171025	887 Maintenance of ...	room for GF	2280 · Gaylord...	124.15		94,433.24
Credit Card Charge	10/11/2017	171016	887 Maintenance of ...	food for BL, S...	2289 · Bruce L...	33.35		94,466.59
Credit Card Charge	10/11/2017	171016	887 Maintenance of ...	food for BL, S...	2289 · Bruce L...	47.80		94,514.39
Credit Card Charge	10/11/2017	171016	887 Maintenance of ...	food for BL, SK	2289 · Bruce L...	40.08		94,554.47
Credit Card Charge	10/11/2017	171016	887 Maintenance of ...	food for JS	2278 · Trenton...	8.36		94,562.83
Credit Card Charge	10/11/2017	171016	887 Maintenance of ...	room for JS	2278 · Trenton...	83.51		94,646.34
Bill	10/11/2017	29908	Lucas Metal Works	Supplies for ...	2221 · Vendors	380.07		95,026.41
Credit Card Charge	10/11/2017	171109	887 Maintenance of ...	food for SY	2283 · Steven ...	15.29		95,041.70
Bill	10/12/2017	171016	Fort Cobb Fuel Auth...	Expense chec...	2221 · Vendors	140.00		95,181.70
Credit Card Charge	10/12/2017	171016	887 Maintenance of ...	room for BL	2289 · Bruce L...	250.53		95,432.23
Credit Card Charge	10/12/2017	171016	887 Maintenance of ...	Food for Bl, SK	2289 · Bruce L...	10.71		95,442.94
General Journal	10/13/2017	171018		WR, SY	5100 · Services	3,372.77		98,815.71
Credit Card Charge	10/16/2017	171018	887 Maintenance of ...	food for JS	2278 · Trenton...	18.95		98,834.66
Credit Card Charge	10/16/2017	171025	887 Maintenance of ...	food for BL, S...	2289 · Bruce L...	34.31		98,868.97
Credit Card Charge	10/17/2017	171018	887 Maintenance of ...	room for JS	2278 · Trenton...	115.04		98,984.01
Credit Card Charge	10/17/2017	171018	887 Maintenance of ...	food for JS	2278 · Trenton...	11.79		98,995.80
Credit Card Charge	10/17/2017	171018	887 Maintenance of ...	food for JS	2278 · Trenton...	10.74		99,006.54
Credit Card Charge	10/17/2017	171109	887 Maintenance of ...	food for SY	2283 · Steven ...	13.13		99,019.67
Credit Card Charge	10/19/2017	171025	887 Maintenance of ...	food for KP	2288 · Kevin P...	11.00		99,030.67
Bill	10/20/2017	14993...	Fort Cobb Fuel Auth...	Mini Excavato...	2221 · Vendors	2,506.87		101,537.54
Credit Card Charge	10/23/2017	171025	887 Maintenance of ...	food for KP	2288 · Kevin P...	29.88		101,567.42
Bill	10/24/2017	15006...	Fort Cobb Fuel Auth...	Trailer Tilt 12'...	2221 · Vendors	676.71		102,244.13
Credit Card Charge	10/24/2017	171109	887 Maintenance of ...	food for BL	2289 · Bruce L...	10.25		102,254.38
Credit Card Charge	10/24/2017	171113	887 Maintenance of ...	food for SK	2290 · Scott K...	8.65		102,263.03
Credit Card Charge	10/25/2017	171026	887 Maintenance of ...	Food for Eakl...	2288 · Kevin P...	140.70		102,403.73
Bill	10/26/2017	171026	Fort Cobb Fuel Auth...	Expense chec...	2221 · Vendors	140.00		102,543.73
General Journal	10/27/2017	171101		WR, SY	5100 · Services	3,461.25		106,004.98
Credit Card Charge	10/30/2017	171109	887 Maintenance of ...	food for BL	2289 · Bruce L...	11.79		106,016.77
Credit Card Charge	10/30/2017	171109	887 Maintenance of ...	food for BL	2289 · Bruce L...	15.65		106,032.42
Credit Card Charge	10/31/2017	171109	887 Maintenance of ...	food for BL	2289 · Bruce L...	32.88		106,065.30
Invoice	10/31/2017	1710F...	Fort Cobb Fuel Auth...	Expense chec...	1201 · From m...		140.00	105,925.30
Invoice	10/31/2017	1710F...	Fort Cobb Fuel Auth...	Mini Excavato...	1201 · From m...		2,506.87	103,418.43
Invoice	10/31/2017	1710F...	Fort Cobb Fuel Auth...	Trailer Tilt 12'...	1201 · From m...		676.71	102,741.72
Invoice	10/31/2017	1710F...	Fort Cobb Fuel Auth...	Expense chec...	1201 · From m...		140.00	102,601.72
Credit Card Charge	11/01/2017	171109	887 Maintenance of ...	food for JS, SC	2278 · Trenton...	21.58		102,623.30
Credit Card Charge	11/06/2017	171201	887 Maintenance of ...	food for BL	2289 · Bruce L...	13.07		102,636.37
Credit Card Charge	11/06/2017	171201	887 Maintenance of ...	food for BL	2289 · Bruce L...	66.12		102,702.49
Credit Card Charge	11/06/2017	171201	887 Maintenance of ...	food for BL	2289 · Bruce L...	12.22		102,714.71
Credit Card Charge	11/07/2017	171201	887 Maintenance of ...	food for BL	2289 · Bruce L...	52.49		102,767.20
Credit Card Charge	11/07/2017	171201	887 Maintenance of ...	food for BL	2289 · Bruce L...	10.71		102,777.91
Credit Card Charge	11/08/2017	171201	887 Maintenance of ...	food for BL	2289 · Bruce L...	12.75		102,790.66
Credit Card Charge	11/08/2017	171201	887 Maintenance of ...	food for BL	2289 · Bruce L...	44.38		102,835.04
Credit Card Charge	11/08/2017	171201	887 Maintenance of ...	food for BL	2289 · Bruce L...	9.94		102,844.98
Bill	11/09/2017	171109	Fort Cobb Fuel Auth...	Expense chec...	2221 · Vendors	120.00		102,964.98
Credit Card Charge	11/09/2017	171201	887 Maintenance of ...	room for BL	2289 · Bruce L...	250.53		103,215.51
Credit Card Charge	11/09/2017	171201	887 Maintenance of ...	food for BL	2289 · Bruce L...	23.72		103,239.23

Navitas Utility Corporation
General Ledger
As of December 31, 2017

Type	Date	Num	Name	Memo	Split	Debit	Credit	Balance
Credit Card Charge	11/09/2017	171201	887 Maintenance of ...	food for BL	2289 · Bruce L...	9.61		103,248.84
Credit Card Charge	11/10/2017	171201	887 Maintenance of ...	food for KP	2288 · Kevin P...	56.37		103,305.21
General Journal	11/10/2017	171115		WR, SY	5100 · Services	3,006.33		106,311.54
Credit Card Charge	11/13/2017	171201	887 Maintenance of ...	food for BL	2289 · Bruce L...	10.71		106,322.25
Credit Card Charge	11/13/2017	171201	887 Maintenance of ...	food for BL	2289 · Bruce L...	29.14		106,351.39
Credit Card Charge	11/14/2017	171201	887 Maintenance of ...	food for BL	2289 · Bruce L...	8.30		106,359.69
Credit Card Charge	11/14/2017	171201	887 Maintenance of ...	food for BL	2289 · Bruce L...	10.92		106,370.61
Credit Card Charge	11/14/2017	171201	887 Maintenance of ...	food for BL	2289 · Bruce L...	32.81		106,403.42
Credit Card Charge	11/14/2017	171208	887 Maintenance of ...	food for SY	2283 · Steven ...	9.85		106,413.27
Credit Card Charge	11/15/2017	171201	887 Maintenance of ...	food for BL	2289 · Bruce L...	12.00		106,425.27
Credit Card Charge	11/15/2017	171201	887 Maintenance of ...	food for BL	2289 · Bruce L...	9.50		106,434.77
Credit Card Charge	11/15/2017	171201	887 Maintenance of ...	food for BL	2289 · Bruce L...	13.51		106,448.28
Credit Card Charge	11/15/2017	171201	887 Maintenance of ...	food for BL	2289 · Bruce L...	30.33		106,478.61
Credit Card Charge	11/15/2017	171208	887 Maintenance of ...	room for SY	2283 · Steven ...	51.24		106,529.85
Credit Card Charge	11/15/2017	171208	887 Maintenance of ...	food for SY	2283 · Steven ...	12.46		106,542.31
Credit Card Charge	11/15/2017	171208	887 Maintenance of ...	food for SY	2283 · Steven ...	6.08		106,548.39
Credit Card Charge	11/16/2017	171201	887 Maintenance of ...	food for BL	2289 · Bruce L...	11.08		106,559.47
Credit Card Charge	11/16/2017	171201	887 Maintenance of ...	room for BL	2289 · Bruce L...	250.53		106,810.00
Bill	11/17/2017	14993...	Fort Cobb Fuel Auth...	Mini Excavato...	2221 · Vendors	2,506.87		109,316.87
Bill	11/20/2017	15191...	Fort Cobb Fuel Auth...	Mini Excavato...	2221 · Vendors	2,054.30		111,371.17
Bill	11/20/2017	14993...	Fort Cobb Fuel Auth...	Mini Excavato...	2221 · Vendors	34.49		111,405.66
Credit Card Charge	11/20/2017	171201	887 Maintenance of ...	food for BL	2289 · Bruce L...	5.37		111,411.03
Bill	11/21/2017	15006...	Fort Cobb Fuel Auth...	Trailer Tilt 12'...	2221 · Vendors	676.71		112,087.74
Credit Card Charge	11/21/2017	171201	887 Maintenance of ...	food for KP	2288 · Kevin P...	32.07		112,119.81
Credit Card Charge	11/27/2017	171201	887 Maintenance of ...	TH flight to OK	2282 · Thomas...	358.80		112,478.61
Credit Card Charge	11/27/2017	171201	887 Maintenance of ...	TH flight to OK	2282 · Thomas...	249.60		112,728.21
General Journal	11/27/2017	171129		WR, SY	5100 · Services	3,273.27		116,001.48
Credit Card Charge	11/29/2017	171201	887 Maintenance of ...	food for BL	2289 · Bruce L...	20.63		116,022.11
Credit Card Charge	11/29/2017	171201	887 Maintenance of ...	food for BL	2289 · Bruce L...	13.18		116,035.29
Credit Card Charge	11/29/2017	171201	887 Maintenance of ...	food for BL	2289 · Bruce L...	13.12		116,048.41
Credit Card Charge	11/30/2017	171201	887 Maintenance of ...	food for BL	2289 · Bruce L...	13.51		116,061.92
Credit Card Charge	11/30/2017	171201	887 Maintenance of ...	food for BL	2289 · Bruce L...	11.15		116,073.07
Credit Card Charge	11/30/2017	171201	887 Maintenance of ...	food for BL, S...	2289 · Bruce L...	72.16		116,145.23
Credit Card Charge	11/30/2017	171208	887 Maintenance of ...	food for KP	2288 · Kevin P...	22.69		116,167.92
Invoice	11/30/2017	1711F...	Fort Cobb Fuel Auth...	Expense chec...	1201 · From m...		120.00	116,047.92
Invoice	11/30/2017	1711F...	Fort Cobb Fuel Auth...	Mini Excavato...	1201 · From m...		2,506.87	113,541.05
Invoice	11/30/2017	1711F...	Fort Cobb Fuel Auth...	Mini Excavato...	1201 · From m...		2,054.30	111,486.75
Invoice	11/30/2017	1711F...	Fort Cobb Fuel Auth...	Mini Excavato...	1201 · From m...		34.49	111,452.26
Invoice	11/30/2017	1711F...	Fort Cobb Fuel Auth...	Trailer Tilt 12'...	1201 · From m...		676.71	110,775.55
Credit Card Charge	12/01/2017	171201	887 Maintenance of ...	food for BL	2289 · Bruce L...	10.69		110,786.24
Credit Card Charge	12/01/2017	171201	887 Maintenance of ...	room for BL	2289 · Bruce L...	167.02		110,953.26
Bill	12/01/2017	15253...	Fort Cobb Fuel Auth...	Mini Excavato...	2221 · Vendors	713.71		111,666.97
Bill	12/01/2017	15253...	Fort Cobb Fuel Auth...	Mini Excavato...	2221 · Vendors	1,247.24		112,914.21
Credit	12/01/2017	15006...	Fort Cobb Fuel Auth...	Trailer Tilt 12'...	2221 · Vendors		676.71	112,237.50
Credit	12/01/2017	15006...	Fort Cobb Fuel Auth...	Trailer Tilt 12'...	2221 · Vendors		676.71	111,560.79
Credit Card Charge	12/01/2017	171222	887 Maintenance of ...	food for BL	2289 · Bruce L...	12.64		111,573.43
Credit Card Charge	12/04/2017	171208	887 Maintenance of ...	food for KP	2288 · Kevin P...	7.64		111,581.07
Credit Card Charge	12/04/2017	171222	887 Maintenance of ...	food for BL	2289 · Bruce L...	31.83		111,612.90
Credit Card Charge	12/05/2017	171208	887 Maintenance of ...	room for KP	2288 · Kevin P...	101.91		111,714.81

Navitas Utility Corporation
General Ledger
As of December 31, 2017

Type	Date	Num	Name	Memo	Split	Debit	Credit	Balance
Credit Card Charge	12/05/2017	171208	887 Maintenance of ...	food for KP	2288 · Kevin P...	11.88		111,726.69
Credit Card Charge	12/05/2017	171208	887 Maintenance of ...	food for KP	2288 · Kevin P...	4.36		111,731.05
Credit Card Charge	12/05/2017	171222	887 Maintenance of ...	food for BL	2289 · Bruce L...	10.56		111,741.61
Credit Card Charge	12/07/2017	180118	887 Maintenance of ...	food for GF	2280 · Gaylord...	22.65		111,764.26
General Journal	12/08/2017	17123...		WR, SY	5100 · Services	3,220.29		114,984.55
Bill	12/09/2017	171211	TDH Construction	TH rental car ...	2221 · Vendors	296.15		115,280.70
Credit Card Charge	12/09/2017	171222	887 Maintenance of ...	TH flight to OK	2282 · Thomas...	179.00		115,459.70
Credit Card Credit	12/10/2017	180118	887 Maintenance of ...	Th flight to OK	2282 · Thomas...		59.00	115,400.70
Credit Card Charge	12/13/2017	171222	887 Maintenance of ...	food for SY	2283 · Steven ...	7.83		115,408.53
Credit Card Charge	12/18/2017	171222	887 Maintenance of ...	food for SY	2283 · Steven ...	9.81		115,418.34
Credit Card Charge	12/19/2017	171222	887 Maintenance of ...	food for SY	2283 · Steven ...	6.08		115,424.42
Credit Card Charge	12/19/2017	171222	887 Maintenance of ...	food for SY	2283 · Steven ...	12.50		115,436.92
Credit Card Charge	12/19/2017	171222	887 Maintenance of ...	food for KP	2288 · Kevin P...	9.89		115,446.81
Credit Card Charge	12/20/2017	171222	887 Maintenance of ...	room for SY	2283 · Steven ...	153.72		115,600.53
Credit Card Charge	12/20/2017	171222	887 Maintenance of ...	food for KP	2288 · Kevin P...	12.08		115,612.61
Credit Card Credit	12/21/2017	180118	887 Maintenance of ...	room for SY	2283 · Steven ...		51.24	115,561.37
General Journal	12/22/2017	171227		WR, SY	5100 · Services	3,481.29		119,042.66
Bill	12/28/2017	171228	Buckaloo Construction	Labor to Main...	2221 · Vendors	1,365.00		120,407.66
Bill	12/31/2017	62	TDH Construction	5 day in OK 1...	2221 · Vendors	750.00		121,157.66
Credit Card Charge	12/31/2017	180118	887 Maintenance of ...	food for JG, ...	2275 · Johnny ...	15.65		121,173.31
Credit Card Charge	12/31/2017	180118	887 Maintenance of ...	food for SK	2290 · Scott K...	7.12		121,180.43
Invoice	12/31/2017	1712F...	Fort Cobb Fuel Auth...	Mini Excavato...	1201 · From m...		713.71	120,466.72
Invoice	12/31/2017	1712F...	Fort Cobb Fuel Auth...	Mini Excavato...	1201 · From m...		1,247.24	119,219.48
Invoice	12/31/2017	1712F...	Fort Cobb Fuel Auth...	Trailer Tilt 12'...	1201 · From m...	676.71		119,896.19
Invoice	12/31/2017	1712F...	Fort Cobb Fuel Auth...	Trailer Tilt 12'...	1201 · From m...	676.71		120,572.90
General Journal	12/31/2017	171231		Fort Cobb Inv...	887 · Maintena...	28,332.85		148,905.75
General Journal	12/31/2017	171231		LeAnn Invent...	887 · Maintena...	13,115.14		162,020.89
General Journal	12/31/2017	171231		NOK3 Invento...	887 · Maintena...	3,580.70		165,601.59
General Journal	12/31/2017	171231		WinStar Inven...	887 · Maintena...	0.00		165,601.59
Total 887.46 · Maintenance of Mains OK						285,882.06	120,280.47	165,601.59
887 · Maintenance of Mains - Other								0.00
Invoice	01/06/2017	170106	Don Barger	Riser 1" x 1 1/...	1251 · Other	90.62		90.62
Invoice	01/06/2017	170106	Don Barger	Pipe 1 1/4" P...	1251 · Other	146.08		236.70
Invoice	03/24/2017	170324	Billy Kerr	Pipe 1 1/4" P...	1251 · Other	43.76		280.46
Invoice	03/24/2017	170324	Billy Kerr	Riser 1" x 1 1/...	1251 · Other	90.62		371.08
Credit Card Charge	04/19/2017	170421	1302 System Parts	Nipple 1" x 4" ...	2286 · Darrel ...	0.82		371.90
Invoice	06/29/2017	170629	Kristi Minor	Pipe 1" POLY	1251 · Other	396.10		768.00
Bill	11/13/2017	S2035...	Bemac Supply	Nipple 1" x 4" ...	2221 · Vendors	1.23		769.23
Invoice	11/28/2017	171128	Perry Talbott	Pipe 1" POLY	1251 · Other	0.00		769.23
Invoice	12/01/2017	2017H...	System NOK3:Repa...	Coupling 2"	1201 · From m...	3.05		772.28
Invoice	12/01/2017	2017H...	System NOK3:Repa...	Reducer bush...	1201 · From m...	1.67		773.95
Invoice	12/01/2017	2017H...	System NOK3:Repa...	"Coupling 1 1/...	1201 · From m...	2.78		776.73
Invoice	12/01/2017	2017H...	System NOK3:Repa...	"Cap 1 1/2""	1201 · From m...	1.00		777.73
Invoice	12/01/2017	2017H...	System NOK3:Repa...	Coupling 2"	1201 · From m...	3.05		780.78
Invoice	12/01/2017	2017H...	System NOK3:Repa...	Coupling, 4"	1201 · From m...	7.09		787.87
Invoice	12/01/2017	2017H...	System NOK3:Repa...	Coupling, 4"	1201 · From m...	28.37		816.24
Invoice	12/01/2017	2017H...	System NOK3:Repa...	Coupling, 4"	1201 · From m...	7.09		823.33

Navitas Utility Corporation
General Ledger
As of December 31, 2017

Type	Date	Num	Name	Memo	Split	Debit	Credit	Balance
Invoice	12/01/2017	2017H...	System NOK3:Repa...	Reducer bush...	1201 · From m...	0.84		824.17
Invoice	12/01/2017	2017H...	System NOK3:Repa...	Riser 1" anod...	1201 · From m...	33.91		858.08
Invoice	12/01/2017	2017H...	System NOK3:Repa...	Pipe 1 1/4" P...	1201 · From m...	9.11		867.19
Invoice	12/01/2017	2017H...	System NOK3:Repa...	Reducer 1 1/4...	1201 · From m...	6.40		873.59
Invoice	12/01/2017	2017H...	System NOK3:Repa...	Coupling 3"	1201 · From m...	11.51		885.10
Invoice	12/01/2017	2017H...	System NOK3:Repa...	Coupling 3"	1201 · From m...	5.76		890.86
Invoice	12/01/2017	2017H...	System NOK3:Repa...	"Cap 1 1/4""	1201 · From m...	0.84		891.70
Invoice	12/01/2017	2017H...	System NOK3:Repa...	Coupling, 4"	1201 · From m...	56.75		948.45
Invoice	12/01/2017	2017H...	System NOK3:Repa...	TAP; 4" X 3/4...	1201 · From m...	72.44		1,020.89
Invoice	12/01/2017	2017H...	System NOK3:Repa...	Reducer 1" x ...	1201 · From m...	7.66		1,028.55
Invoice	12/01/2017	2017H...	System NOK3:Repa...	Reducer; 1 1/...	1201 · From m...	11.82		1,040.37
Invoice	12/01/2017	2017H...	System NOK3:Repa...	Reducer 1 1/4...	1201 · From m...	6.40		1,046.77
Invoice	12/01/2017	2017H...	System NOK3:Repa...	POLYCAM Tr...	1201 · From m...	164.77		1,211.54
Invoice	12/01/2017	2017H...	System NOK3:Repa...	Reducer; 1 1/...	1201 · From m...	23.63		1,235.17
Invoice	12/01/2017	2017H...	System NOK3:Repa...	"Cap 2""	1201 · From m...	3.42		1,238.59
Invoice	12/01/2017	2017H...	System NOK3:Repa...	Coupling 3"	1201 · From m...	17.27		1,255.86
Invoice	12/01/2017	2017H...	System NOK3:Repa...	"Cap 2""	1201 · From m...	3.42		1,259.28
Invoice	12/01/2017	2017H...	System NOK3:Repa...	Compression ...	1201 · From m...	68.94		1,328.22
Invoice	12/01/2017	2017H...	System NOK3:Repa...	Coupling, 4"	1201 · From m...	7.09		1,335.31
Invoice	12/01/2017	2017...	System NOK3:New ...	Reducer, 4" x ...	1201 · From m...	31.73		1,367.04
Invoice	12/01/2017	2017...	System NOK3:New ...	Coupling, 4"	1201 · From m...	14.19		1,381.23
Invoice	12/01/2017	2017...	System NOK3:New ...	Pipe 2" SDR1...	1201 · From m...	2,307.28		3,688.51
Invoice	12/01/2017	2017...	System NOK3:New ...	POLYCAM Tr...	1201 · From m...	96.77		3,785.28
Invoice	12/01/2017	2017...	System NOK3:New ...	Ell 2" 45 degree	1201 · From m...	3.98		3,789.26
Invoice	12/01/2017	2017...	System NOK3:New ...	Ell 2" 90 degree	1201 · From m...	2.17		3,791.43
Invoice	12/01/2017	2017...	System NOK3:New ...	Reducer bush...	1201 · From m...	4.27		3,795.70
Invoice	12/01/2017	2017...	System NOK3:New ...	Reducer bush...	1201 · From m...	1.59		3,797.29
Invoice	12/01/2017	2017...	System NOK3:New ...	POLYCAM Tr...	1201 · From m...	86.14		3,883.43
Invoice	12/01/2017	2017...	System NOK3:New ...	Pipe 1 1/4" P...	1201 · From m...	466.50		4,349.93
Invoice	12/01/2017	2017...	System FCFA:Repai...	Nipple 1" x 4" ...	1201 · From m...	1.95		4,351.88
Invoice	12/01/2017	2017...	System FCFA:Repai...	Cap 1" LP	1201 · From m...	2.32		4,354.20
Invoice	12/01/2017	2017...	System FCFA:Repai...	REGULATOR...	1201 · From m...	48.60		4,402.80
Invoice	12/01/2017	2017...	System FCFA:Repai...	Nipple 1" x 3" ...	1201 · From m...	1.53		4,404.33
Invoice	12/01/2017	2017...	System FCFA:Repai...	Ell 1" street LP	1201 · From m...	3.02		4,407.35
Invoice	12/01/2017	2017...	System FCFA:Repai...	Ell 1" 90 degree	1201 · From m...	2.61		4,409.96
Invoice	12/01/2017	2017K...	System FCFA:Repai...	Pipe 1 1/4" P...	1201 · From m...	156.15		4,566.11
Invoice	12/01/2017	2017K...	System FCFA:Repai...	Tee 1 1/4" SF	1201 · From m...	8.89		4,575.00
Invoice	12/01/2017	2017K...	System FCFA:Repai...	Coupling 1 1/...	1201 · From m...	7.32		4,582.32
Invoice	12/01/2017	2017K...	System FCFA:Repai...	Reducer 1 1/4...	1201 · From m...	7.93		4,590.25
Invoice	12/01/2017	2017K...	System FCFA:Repai...	EXCESS FLO...	1201 · From m...	36.71		4,626.96
Invoice	12/01/2017	2017K...	System FCFA:Repai...	Coupling 1" SF	1201 · From m...	4.55		4,631.51
Invoice	12/01/2017	2017K...	System FCFA:Repai...	"Cap 1" Butt ...	1201 · From m...	4.55		4,636.06
Invoice	12/01/2017	2017K...	System FCFA:Repai...	Nipple 1" x 8" ...	1201 · From m...	3.43		4,639.49
Invoice	12/01/2017	2017K...	System FCFA:Repai...	REGULATOR...	1201 · From m...	45.66		4,685.15
Invoice	12/01/2017	2017K...	System FCFA:Repai...	Stopcock 1"(Ir...	1201 · From m...	30.60		4,715.75
Invoice	12/01/2017	2017V...	System FCFA:Repai...	"Reducer 2" x...	1201 · From m...	17.16		4,732.91
Invoice	12/01/2017	2017V...	System FCFA:Repai...	Coupling 2" SF	1201 · From m...	5.68		4,738.59
Invoice	12/01/2017	2017V...	System FCFA:Repai...	Pipe 1 1/4" P...	1201 · From m...	48.80		4,787.39
Invoice	12/01/2017	2017V...	System FCFA:Repai...	Pipe 2" SDR1...	1201 · From m...	11.07		4,798.46

Navitas Utility Corporation
General Ledger
As of December 31, 2017

Type	Date	Num	Name	Memo	Split	Debit	Credit	Balance
Invoice	12/01/2017	2017D...	System FCFA:Repai...	"Coupling 1 1/...	1201 · From m...	0.83		4,799.29
Invoice	12/01/2017	2017E...	System FCFA:Repai...	Coupling 1" LP	1201 · From m...	13.97		4,813.26
Invoice	12/01/2017	2017E...	System FCFA:Repai...	Nipple 1" x 3" ...	1201 · From m...	1.53		4,814.79
Invoice	12/01/2017	2017E...	System FCFA:Repai...	Nipple 1" x 5" ...	1201 · From m...	9.13		4,823.92
Invoice	12/01/2017	2017E...	System FCFA:Repai...	NIpple 1" x 6" ...	1201 · From m...	2.48		4,826.40
Invoice	12/01/2017	2017E...	System FCFA:Repai...	Regulator, 1 "...	1201 · From m...	58.32		4,884.72
Invoice	12/01/2017	2017E...	System FCFA:Repai...	Pipe 2" SDR1...	1201 · From m...	118.13		5,002.85
Invoice	12/01/2017	2017E...	System FCFA:Repai...	POLYCAM Tr...	1201 · From m...	96.77		5,099.62
Invoice	12/01/2017	2017E...	System FCFA:Repai...	"Cap 2""	1201 · From m...	3.42		5,103.04
Invoice	12/01/2017	2017E...	System FCFA:Repai...	Cap 1" Glue fit	1201 · From m...	0.56		5,103.60
Invoice	12/01/2017	2017E...	System FCFA:Repai...	Tee 2" BF	1201 · From m...	11.44		5,115.04
Invoice	12/01/2017	2017E...	System FCFA:Repai...	POLYCAM Tr...	1201 · From m...	96.77		5,211.81
Invoice	12/01/2017	2017E...	System FCFA:Repai...	Pipe 2" SDR1...	1201 · From m...	3.69		5,215.50
Invoice	12/01/2017	2017E...	System FCFA:Repai...	Reducer 2" x ...	1201 · From m...	10.05		5,225.55
Invoice	12/01/2017	2017E...	System FCFA:Repai...	Reducer 1 1/4...	1201 · From m...	6.40		5,231.95
Invoice	12/01/2017	2017E...	System FCFA:Repai...	Cap 1" Glue fit	1201 · From m...	1.69		5,233.64
Invoice	12/01/2017	2017E...	System FCFA:Repai...	"Coupling 1""	1201 · From m...	0.70		5,234.34
Invoice	12/01/2017	2017E...	System FCFA:Repai...	POLYCAM Tr...	1201 · From m...	48.38		5,282.72
Invoice	12/01/2017	2017E...	System FCFA:Repai...	Pipe 1 1/4" P...	1201 · From m...	30.58		5,313.30
Invoice	12/01/2017	2017E...	System FCFA:Repai...	Cap 1" LP	1201 · From m...	2.32		5,315.62
Invoice	12/01/2017	2017E...	System FCFA:Repai...	Plug 1" LP	1201 · From m...	1.81		5,317.43
Invoice	12/01/2017	2017E...	System FCFA:Repai...	Cap 1" Glue fit	1201 · From m...	0.56		5,317.99
Invoice	12/01/2017	2017E...	System FCFA:Repai...	Regulator, Se...	1201 · From m...	163.13		5,481.12
Invoice	12/01/2017	2017E...	System FCFA:Repai...	Nipple 1" clos...	1201 · From m...	1.29		5,482.41
Invoice	12/01/2017	2017E...	System FCFA:Repai...	Stopcock 1"(Ir...	1201 · From m...	30.60		5,513.01
Invoice	12/01/2017	2017E...	System FCFA:Repai...	Nipple 1" x 2" ...	1201 · From m...	1.36		5,514.37
Invoice	12/01/2017	2017E...	System FCFA:Repai...	REGULATOR...	1201 · From m...	48.60		5,562.97
Invoice	12/01/2017	2017E...	System FCFA:Repai...	Compression ...	1201 · From m...	233.56		5,796.53
Invoice	12/01/2017	2017E...	System FCFA:Repai...	Tee 2" BF	1201 · From m...	11.44		5,807.97
Invoice	12/01/2017	2017E...	System FCFA:Repai...	Reducer 2" x ...	1201 · From m...	7.90		5,815.87
Invoice	12/01/2017	2017E...	System FCFA:Repai...	Pipe 2" SDR1...	1201 · From m...	107.06		5,922.93
Invoice	12/01/2017	2017E...	System FCFA:Repai...	Riser 1" anod...	1201 · From m...	33.91		5,956.84
Invoice	12/01/2017	2017E...	System FCFA:Repai...	Pipe 1" POLY	1201 · From m...	1.67		5,958.51
Invoice	12/01/2017	2017E...	System FCFA:Repai...	Cap 1" Glue fit	1201 · From m...	2.25		5,960.76
Invoice	12/01/2017	2017E...	System FCFA:Repai...	Cap 1" Glue fit	1201 · From m...	0.56		5,961.32
Invoice	12/01/2017	2017E...	System FCFA:Repai...	Reducer 2" x ...	1201 · From m...	20.10		5,981.42
Invoice	12/01/2017	2017E...	System FCFA:Repai...	POLYCAM Tr...	1201 · From m...	96.77		6,078.19
Invoice	12/01/2017	2017E...	System FCFA:Repai...	Pipe 1 1/4" P...	1201 · From m...	347.44		6,425.63
Invoice	12/01/2017	2017E...	System FCFA:Repai...	Cap 3/4" pvc t...	1201 · From m...	1.46		6,427.09
Invoice	12/01/2017	2017E...	System FCFA:Repai...	REGULATOR...	1201 · From m...	48.60		6,475.69
Invoice	12/01/2017	2017E...	System FCFA:Repai...	Coupling 1 1/...	1201 · From m...	3.55		6,479.24
Invoice	12/01/2017	2017E...	System FCFA:Repai...	Nipple 1 1/4" ...	1201 · From m...	3.08		6,482.32
Invoice	12/01/2017	2017E...	System FCFA:Repai...	Nipple 1" x 3" ...	1201 · From m...	1.53		6,483.85
Invoice	12/01/2017	2017E...	System FCFA:Repai...	Nipple 1" x 2" ...	1201 · From m...	1.36		6,485.21
Invoice	12/01/2017	2017E...	System FCFA:Repai...	Cap 1" Glue fit	1201 · From m...	1.12		6,486.33
Invoice	12/01/2017	2017E...	System FCFA:Repai...	Pipe 2" SDR1...	1201 · From m...	12.92		6,499.25
Invoice	12/01/2017	2017E...	System FCFA:Repai...	POLYCAM Tr...	1201 · From m...	48.38		6,547.63
Invoice	12/01/2017	2017E...	System FCFA:Repai...	Stopcock 1"(Ir...	1201 · From m...	30.60		6,578.23
Invoice	12/01/2017	2017E...	System FCFA:Repai...	Coupling 1" LP	1201 · From m...	2.33		6,580.56

Navitas Utility Corporation
General Ledger
As of December 31, 2017

Type	Date	Num	Name	Memo	Split	Debit	Credit	Balance
Invoice	12/01/2017	2017E...	System FCFA:Repai...	Cap 1" Glue fit	1201 · From m...	0.56		6,581.12
Invoice	12/01/2017	2017E...	System FCFA:Repai...	Stopcock 1"(Ir...	1201 · From m...	30.60		6,611.72
Invoice	12/01/2017	2017E...	System FCFA:Repai...	Nipple 1" x 7" ...	1201 · From m...	3.64		6,615.36
Invoice	12/01/2017	2017E...	System FCFA:Repai...	Cap 1" Glue fit	1201 · From m...	0.56		6,615.92
Invoice	12/01/2017	2017E...	System FCFA:Repai...	Cap 2" Poly b...	1201 · From m...	4.01		6,619.93
Invoice	12/01/2017	2017E...	System FCFA:Repai...	Coupling 2"	1201 · From m...	3.05		6,622.98
Invoice	12/01/2017	2017E...	System FCFA:Repai...	Coupling 3"	1201 · From m...	17.27		6,640.25
Invoice	12/01/2017	2017E...	System FCFA:Repai...	Tap 3" x 1" sa...	1201 · From m...	103.23		6,743.48
Invoice	12/01/2017	2017E...	System FCFA:Repai...	Cap 3/4" pvc t...	1201 · From m...	0.73		6,744.21
Invoice	12/01/2017	2017E...	System FCFA:Repai...	Coupling 2"	1201 · From m...	3.05		6,747.26
Invoice	12/01/2017	2017E...	System FCFA:Repai...	Reducer bush...	1201 · From m...	3.74		6,751.00
Invoice	12/01/2017	2017E...	System FCFA:Repai...	Coupling 2"	1201 · From m...	1.52		6,752.52
Invoice	12/01/2017	2017E...	System FCFA:Repai...	Compression ...	1201 · From m...	116.78		6,869.30
Invoice	12/01/2017	2017E...	System FCFA:Repai...	Coupling 2"	1201 · From m...	3.05		6,872.35
Invoice	12/01/2017	2017E...	System FCFA:Repai...	Cap 1 1/4" So...	1201 · From m...	8.89		6,881.24
Invoice	12/01/2017	2017E...	System FCFA:Repai...	Cap 1" Glue fit	1201 · From m...	1.12		6,882.36
Invoice	12/01/2017	2017E...	System FCFA:Repai...	Cap 1 1/4" So...	1201 · From m...	8.89		6,891.25
Invoice	12/01/2017	2017E...	System FCFA:Repai...	Cap 1" Glue fit	1201 · From m...	1.12		6,892.37
Invoice	12/01/2017	2017E...	System FCFA:Repai...	Cap 1" socket...	1201 · From m...	8.14		6,900.51
Invoice	12/01/2017	2017E...	System FCFA:Repai...	Coupling 2"	1201 · From m...	6.09		6,906.60
Invoice	12/01/2017	2017E...	System FCFA:Repai...	Cap 1" Glue fit	1201 · From m...	0.56		6,907.16
Invoice	12/01/2017	2017E...	System FCFA:Repai...	Reducer 2" x ...	1201 · From m...	20.10		6,927.26
Invoice	12/01/2017	2017E...	System FCFA:Repai...	POLYCAM Tr...	1201 · From m...	96.77		7,024.03
Invoice	12/01/2017	2017E...	System FCFA:Repai...	Pipe 1 1/4" P...	1201 · From m...	96.29		7,120.32
Invoice	12/01/2017	2017E...	System FCFA:Repai...	REGULATOR...	1201 · From m...	48.60		7,168.92
Invoice	12/01/2017	2017E...	System FCFA:Repai...	Coupling 2"	1201 · From m...	3.05		7,171.97
Invoice	12/01/2017	2017E...	System FCFA:Repai...	Cap 1" Glue fit	1201 · From m...	0.56		7,172.53
Invoice	12/01/2017	2017E...	System FCFA:Repai...	Pipe 2" SDR1...	1201 · From m...	27.69		7,200.22
Invoice	12/01/2017	2017E...	System FCFA:Repai...	POLYCAM Tr...	1201 · From m...	96.77		7,296.99
Invoice	12/01/2017	2017E...	System FCFA:Repai...	Coupling, 4"	1201 · From m...	7.09		7,304.08
Invoice	12/01/2017	2017E...	System FCFA:Repai...	Reducer bush...	1201 · From m...	5.23		7,309.31
Invoice	12/01/2017	2017E...	System FCFA:Repai...	Reducer bush...	1201 · From m...	3.72		7,313.03
Invoice	12/01/2017	2017E...	System FCFA:Repai...	Coupling 2"	1201 · From m...	13.71		7,326.74
Invoice	12/01/2017	2017E...	System FCFA:Repai...	Reducer bush...	1201 · From m...	1.42		7,328.16
Invoice	12/01/2017	2017E...	System FCFA:Repai...	Coupling 1" fe...	1201 · From m...	0.31		7,328.47
Invoice	12/01/2017	2017E...	System FCFA:Repai...	"Coupling 1""	1201 · From m...	5.62		7,334.09
Invoice	12/01/2017	2017E...	System FCFA:Repai...	"Cap 2""	1201 · From m...	1.71		7,335.80
Invoice	12/01/2017	2017E...	System FCFA:Repai...	"Cap 2""	1201 · From m...	1.71		7,337.51
Invoice	12/01/2017	2017E...	System FCFA:Repai...	Reducer 2" x ...	1201 · From m...	15.80		7,353.31
Invoice	12/01/2017	2017E...	System FCFA:Repai...	Nipple 1 1/4" ...	1201 · From m...	4.18		7,357.49
Invoice	12/01/2017	2017E...	System FCFA:Repai...	Bushing 2" x ...	1201 · From m...	4.58		7,362.07
Invoice	12/01/2017	2017E...	System FCFA:Repai...	Tee 1 1/4" LP	1201 · From m...	4.31		7,366.38
Invoice	12/01/2017	2017E...	System FCFA:Repai...	Ell 1 1/4" 90d...	1201 · From m...	5.12		7,371.50
Invoice	12/01/2017	2017E...	System FCFA:Repai...	Plug 1" LP	1201 · From m...	1.81		7,373.31
Invoice	12/01/2017	2017E...	System FCFA:Repai...	Riser 1 1/4"an...	1201 · From m...	51.10		7,424.41
Invoice	12/01/2017	2017E...	System FCFA:Repai...	POLYCAM Tr...	1201 · From m...	96.77		7,521.18
Invoice	12/01/2017	2017E...	System FCFA:Repai...	Pipe 1 1/4" P...	1201 · From m...	9.11		7,530.29
Invoice	12/01/2017	2017E...	System FCFA:Repai...	Riser 1 1/4"an...	1201 · From m...	51.10		7,581.39
Invoice	12/01/2017	2017E...	System FCFA:Repai...	Stopcock 1"(Ir...	1201 · From m...	30.60		7,611.99

Navitas Utility Corporation
General Ledger
As of December 31, 2017

Type	Date	Num	Name	Memo	Split	Debit	Credit	Balance
Invoice	12/01/2017	2017E...	System FCFA:Repai...	REGULATOR...	1201 · From m...	48.60		7,660.59
Invoice	12/01/2017	2017E...	System FCFA:Repai...	Riser 1" anod...	1201 · From m...	33.91		7,694.50
Invoice	12/01/2017	2017E...	System FCFA:Repai...	POLYCAM Tr...	1201 · From m...	34.63		7,729.13
Invoice	12/01/2017	2017E...	System FCFA:Repai...	Reducer 2" x ...	1201 · From m...	7.90		7,737.03
Invoice	12/01/2017	2017E...	System FCFA:Repai...	Stopcock 1"(Ir...	1201 · From m...	30.60		7,767.63
Invoice	12/01/2017	2017E...	System FCFA:Repai...	Plug 1" LP	1201 · From m...	1.81		7,769.44
Invoice	12/01/2017	2017E...	System FCFA:Repai...	Pipe 1" POLY	1201 · From m...	2.50		7,771.94
Invoice	12/01/2017	2017E...	System FCFA:Repai...	POLYCAM Tr...	1201 · From m...	48.38		7,820.32
Invoice	12/01/2017	2017E...	System FCFA:Repai...	Riser 1" anod...	1201 · From m...	33.91		7,854.23
Invoice	12/01/2017	2017E...	System FCFA:Repai...	Cap 1" Glue fit	1201 · From m...	0.56		7,854.79
Invoice	12/01/2017	2017E...	System FCFA:Repai...	Cap 1" Glue fit	1201 · From m...	1.12		7,855.91
Invoice	12/01/2017	2017E...	System FCFA:Repai...	Cap 1" Glue fit	1201 · From m...	1.12		7,857.03
Invoice	12/01/2017	2017E...	System FCFA:Repai...	Ell 1" 90 degree	1201 · From m...	2.61		7,859.64
Invoice	12/01/2017	2017E...	System FCFA:Repai...	EXCESS FLO...	1201 · From m...	36.71		7,896.35
Invoice	12/01/2017	2017E...	System FCFA:Repai...	Tap 2" x 1"	1201 · From m...	14.06		7,910.41
Invoice	12/01/2017	2017E...	System FCFA:Repai...	Cap 1" Glue fit	1201 · From m...	0.56		7,910.97
Invoice	12/01/2017	2017E...	System FCFA:Repai...	POLYCAM Tr...	1201 · From m...	34.63		7,945.60
Invoice	12/01/2017	2017E...	System FCFA:Repai...	POLYCAM Tr...	1201 · From m...	96.77		8,042.37
Invoice	12/01/2017	2017E...	System FCFA:Repai...	Pipe 2" SDR1...	1201 · From m...	11.07		8,053.44
Invoice	12/01/2017	2017E...	System FCFA:Repai...	Cap 1" Glue fit	1201 · From m...	0.56		8,054.00
Invoice	12/01/2017	2017E...	System FCFA:Repai...	POLYCAM Tr...	1201 · From m...	96.77		8,150.77
Invoice	12/01/2017	2017E...	System FCFA:Repai...	Pipe 2" SDR1...	1201 · From m...	173.51		8,324.28
Invoice	12/01/2017	2017E...	System FCFA:Repai...	Pipe 1 1/4" P...	1201 · From m...	3.90		8,328.18
Invoice	12/01/2017	2017E...	System FCFA:Repai...	Stopcock 1"(Ir...	1201 · From m...	30.60		8,358.78
Invoice	12/01/2017	2017E...	System FCFA:Repai...	Coupling 1" LP	1201 · From m...	2.33		8,361.11
Invoice	12/01/2017	2017E...	System FCFA:Repai...	Nipple 1" x 3" ...	1201 · From m...	3.05		8,364.16
Invoice	12/01/2017	2017E...	System FCFA:Repai...	REGULATOR...	1201 · From m...	48.60		8,412.76
Invoice	12/01/2017	2017E...	System FCFA:Repai...	Coupling 2"	1201 · From m...	3.05		8,415.81
Invoice	12/01/2017	2017E...	System FCFA:Repai...	Coupling 3"	1201 · From m...	5.76		8,421.57
Invoice	12/01/2017	2017E...	System FCFA:Repai...	Pipe 3" SDR1...	1201 · From m...	1,036.43		9,458.00
Invoice	12/01/2017	2017E...	System FCFA:Repai...	POLYCAM Tr...	1201 · From m...	58.77		9,516.77
Invoice	12/01/2017	2017E...	System FCFA:Repai...	Pipe 2" SDR1...	1201 · From m...	5.54		9,522.31
Invoice	12/01/2017	2017E...	System FCFA:Repai...	Regulator, 1 "...	1201 · From m...	58.32		9,580.63
Invoice	12/01/2017	2017E...	System FCFA:Repai...	POLYCAM Tr...	1201 · From m...	69.26		9,649.89
Invoice	12/01/2017	2017E...	System FCFA:Repai...	Pipe 1" POLY	1201 · From m...	1.67		9,651.56
Invoice	12/01/2017	2017E...	System FCFA:Repai...	REGULATOR...	1201 · From m...	48.60		9,700.16
Invoice	12/01/2017	2017E...	System FCFA:Repai...	Cap 1" Glue fit	1201 · From m...	0.56		9,700.72
Invoice	12/01/2017	2017E...	System FCFA:Repai...	POLYCAM Tr...	1201 · From m...	69.26		9,769.98
Invoice	12/01/2017	2017E...	System FCFA:Repai...	Pipe 1" POLY	1201 · From m...	29.98		9,799.96
Invoice	12/01/2017	2017E...	System FCFA:Repai...	Cap 3/4" pvc t...	1201 · From m...	0.73		9,800.69
Invoice	12/01/2017	2017E...	System FCFA:Repai...	Cap 1" Glue fit	1201 · From m...	0.56		9,801.25
Invoice	12/01/2017	2017E...	System FCFA:Repai...	Stopcock 1"(Ir...	1201 · From m...	61.21		9,862.46
Invoice	12/01/2017	2017E...	System FCFA:Repai...	Nipple 1" x 2" ...	1201 · From m...	4.07		9,866.53
Invoice	12/01/2017	2017E...	System FCFA:Repai...	Nipple 1" x 9" ...	1201 · From m...	3.25		9,869.78
Invoice	12/01/2017	2017E...	System FCFA:Repai...	Nipple 1" x 4" ...	1201 · From m...	1.95		9,871.73
Invoice	12/01/2017	2017E...	System FCFA:Repai...	REGULATOR...	1201 · From m...	48.60		9,920.33
Invoice	12/01/2017	2017E...	System FCFA:Repai...	Nipple 1" x 2" ...	1201 · From m...	1.36		9,921.69
Invoice	12/01/2017	2017E...	System FCFA:Repai...	REGULATOR...	1201 · From m...	48.60		9,970.29
Invoice	12/01/2017	2017E...	System FCFA:Repai...	REGULATOR...	1201 · From m...	48.60		10,018.89

Navitas Utility Corporation
General Ledger
As of December 31, 2017

Type	Date	Num	Name	Memo	Split	Debit	Credit	Balance
Invoice	12/01/2017	2017E...	System FCFA:Repai...	Coupling 2"	1201 · From m...	3.05		10,021.94
Invoice	12/01/2017	2017E...	System FCFA:Repai...	Coupling 2"	1201 · From m...	3.05		10,024.99
Invoice	12/01/2017	2017E...	System FCFA:Repai...	Cap 1" Glue fit	1201 · From m...	0.56		10,025.55
Invoice	12/01/2017	2017E...	System FCFA:Repai...	Coupling, 4"	1201 · From m...	21.28		10,046.83
Invoice	12/01/2017	2017E...	System FCFA:Repai...	REGULATOR...	1201 · From m...	48.60		10,095.43
Invoice	12/01/2017	2017E...	System FCFA:Repai...	REGULATOR...	1201 · From m...	48.60		10,144.03
Invoice	12/01/2017	2017E...	System FCFA:Repai...	Cap 1" PVC t...	1201 · From m...	1.01		10,145.04
Invoice	12/01/2017	2017E...	System FCFA:Repai...	Coupling 2"	1201 · From m...	3.05		10,148.09
Invoice	12/01/2017	2017E...	System FCFA:Repai...	Cap 1" Glue fit	1201 · From m...	0.56		10,148.65
Invoice	12/01/2017	2017E...	System FCFA:Repai...	Pipe 1 1/4" P...	1201 · From m...	3.25		10,151.90
Invoice	12/01/2017	2017E...	System FCFA:Repai...	Reducer 1 1/4...	1201 · From m...	12.81		10,164.71
Invoice	12/01/2017	2017E...	System FCFA:Repai...	Pipe 1 1/4" P...	1201 · From m...	13.01		10,177.72
Invoice	12/01/2017	2017E...	System FCFA:Repai...	Pipe 1" POLY	1201 · From m...	4.58		10,182.30
Invoice	12/01/2017	2017E...	System FCFA:Repai...	POLYCAM Tr...	1201 · From m...	86.14		10,268.44
Invoice	12/01/2017	2017E...	System FCFA:Repai...	"Coupling 1""	1201 · From m...	1.40		10,269.84
Invoice	12/01/2017	2017E...	System FCFA:Repai...	REGULATOR...	1201 · From m...	48.60		10,318.44
Invoice	12/01/2017	2017...	System FCFA:New ...	Reducer 2" x ...	1201 · From m...	10.05		10,328.49
Invoice	12/01/2017	2017...	System FCFA:New ...	Nipple 1 1/4" ...	1201 · From m...	4.36		10,332.85
Invoice	12/01/2017	2017...	System FCFA:New ...	Stopcock 1 1/...	1201 · From m...	95.54		10,428.39
Invoice	12/01/2017	2017...	System FCFA:New ...	Cap 1" Glue fit	1201 · From m...	1.69		10,430.08
Invoice	12/01/2017	2017...	System FCFA:New ...	Pipe 1 1/4" P...	1201 · From m...	329.22		10,759.30
Invoice	12/01/2017	2017...	System FCFA:New ...	POLYCAM Tr...	1201 · From m...	48.38		10,807.68
Invoice	12/01/2017	2017...	System FCFA:New ...	Riser 1 1/4"an...	1201 · From m...	102.20		10,909.88
Invoice	12/01/2017	2017...	System FCFA:New ...	Pipe 4" SDR1...	1201 · From m...	2,929.82		13,839.70
Invoice	12/01/2017	2017...	System FCFA:New ...	Coupling, 4"	1201 · From m...	14.19		13,853.89
Invoice	12/01/2017	2017...	System FCFA:New ...	"Cap 4""	1201 · From m...	17.08		13,870.97
Invoice	12/01/2017	2017...	System FCFA:New ...	Cap 1" Glue fit	1201 · From m...	1.12		13,872.09
Invoice	12/01/2017	2017...	System FCFA:New ...	POLYCAM Tr...	1201 · From m...	177.56		14,049.65
Invoice	12/01/2017	2017...	System FCFA:New ...	Pipe 2" SDR1...	1201 · From m...	2,214.98		16,264.63
Invoice	12/01/2017	2017...	System FCFA:New ...	Cap, 2" socke...	1201 · From m...	3.12		16,267.75
Invoice	12/01/2017	2017...	System FCFA:New ...	Coupling 1" SF	1201 · From m...	9.10		16,276.85
Invoice	12/01/2017	2017...	System FCFA:New ...	Tap 4" x 1" P.E.	1201 · From m...	44.49		16,321.34
Invoice	12/01/2017	2017...	System FCFA:New ...	REGULATOR...	1201 · From m...	48.60		16,369.94
Invoice	12/01/2017	2017...	System FCFA:New ...	Pipe 1" POLY	1201 · From m...	4.16		16,374.10
Invoice	12/01/2017	2017...	System FCFA:New ...	Pipe 4" SDR1...	1201 · From m...	1,464.91		17,839.01
Invoice	12/01/2017	2017...	System FCFA:New ...	Pipe 6" casin...	1201 · From m...	2,292.87		20,131.88
Invoice	12/01/2017	2017...	System FCFA:New ...	Pipe 2" TC40 ...	1201 · From m...	113.28		20,245.16
Invoice	12/01/2017	2017...	System FCFA:New ...	Pipe 1 1/4" P...	1201 · From m...	353.94		20,599.10
Invoice	12/01/2017	2017...	System FCFA:New ...	Tee 1 1/4" SF	1201 · From m...	4.44		20,603.54
Invoice	12/01/2017	2017...	System FCFA:New ...	Reducer 1 1/4...	1201 · From m...	15.85		20,619.39
Invoice	12/01/2017	2017...	System FCFA:New ...	Riser 1 1/4"an...	1201 · From m...	51.10		20,670.49
Invoice	12/01/2017	2017...	System FCFA:New ...	Stopcock 1 1/...	1201 · From m...	47.77		20,718.26
Invoice	12/01/2017	2017...	System FCFA:New ...	EXCESS FLO...	1201 · From m...	36.71		20,754.97
Invoice	12/01/2017	2017S...	System FCFA:New ...	Pipe 2" SDR1...	1201 · From m...	1.85		20,756.82
Invoice	12/01/2017	2017S...	System FCFA:New ...	Riser 1" anod...	1201 · From m...	33.91		20,790.73
Invoice	12/01/2017	2017S...	System FCFA:New ...	Regulator, 1 "...	1201 · From m...	58.32		20,849.05
Invoice	12/01/2017	2017S...	System FCFA:New ...	Stopcock 1"(Ir...	1201 · From m...	30.60		20,879.65
Invoice	12/01/2017	2017S...	System FCFA:New ...	Ell, 1" poly SF	1201 · From m...	6.90		20,886.55
Invoice	12/01/2017	2017S...	System FCFA:New ...	EXCESS FLO...	1201 · From m...	36.71		20,923.26

Navitas Utility Corporation
General Ledger
As of December 31, 2017

Type	Date	Num	Name	Memo	Split	Debit	Credit	Balance
Invoice	12/01/2017	2017S...	System FCFA:New ...	Reducer 2" x ...	1201 · From m...	7.90		20,931.16
Invoice	12/01/2017	2017S...	System FCFA:New ...	Coupling 1" SF	1201 · From m...	2.27		20,933.43
Invoice	12/01/2017	2017S...	System FCFA:New ...	Pipe 1 1/4" P...	1201 · From m...	476.26		21,409.69
Invoice	12/01/2017	2017S...	System FCFA:New ...	Cap 1" Glue fit	1201 · From m...	1.12		21,410.81
Invoice	12/01/2017	2017S...	System FCFA:New ...	Plug 1" LP	1201 · From m...	5.44		21,416.25
Invoice	12/01/2017	2017S...	System FCFA:New ...	Plug 1" LP	1201 · From m...	1.81		21,418.06
Invoice	12/01/2017	2017S...	System FCFA:New ...	Stopcock 1"(Ir...	1201 · From m...	30.60		21,448.66
Invoice	12/01/2017	2017S...	System FCFA:New ...	Regulator, 1 "...	1201 · From m...	58.32		21,506.98
Invoice	12/01/2017	2017S...	System FCFA:New ...	Tap 4" x 1" P.E.	1201 · From m...	11.12		21,518.10
Invoice	12/01/2017	2017S...	System FCFA:New ...	Riser 1" anod...	1201 · From m...	33.91		21,552.01
Invoice	12/01/2017	2017S...	System FCFA:New ...	Pipe 1" POLY	1201 · From m...	3.33		21,555.34
Invoice	12/01/2017	2017S...	System FCFA:New ...	Coupling 1" LP	1201 · From m...	2.33		21,557.67
Invoice	12/01/2017	2017S...	System FCFA:New ...	Cap 1" Glue fit	1201 · From m...	0.56		21,558.23
Invoice	12/01/2017	2017S...	System FCFA:New ...	"Cap 4""	1201 · From m...	8.54		21,566.77
Invoice	12/01/2017	2017S...	System FCFA:New ...	Reducer 2" x ...	1201 · From m...	7.90		21,574.67
Invoice	12/01/2017	2017S...	System FCFA:New ...	Cap 2" Poly b...	1201 · From m...	4.01		21,578.68
Invoice	12/01/2017	2017S...	System FCFA:New ...	Tee 2" BF	1201 · From m...	11.44		21,590.12
Invoice	12/01/2017	2017S...	System FCFA:New ...	Compression ...	1201 · From m...	116.78		21,706.90
Invoice	12/01/2017	2017S...	System FCFA:New ...	Regulator, 1 "...	1201 · From m...	58.32		21,765.22
Invoice	12/01/2017	2017S...	System FCFA:New ...	Stopcock 1"(Ir...	1201 · From m...	30.60		21,795.82
Invoice	12/01/2017	2017S...	System FCFA:New ...	Pipe 2" SDR1...	1201 · From m...	18.46		21,814.28
Invoice	12/01/2017	2017S...	System FCFA:New ...	Pipe 1" POLY	1201 · From m...	7.50		21,821.78
Invoice	12/01/2017	2017S...	System FCFA:New ...	Riser 1" anod...	1201 · From m...	33.91		21,855.69
Invoice	12/01/2017	2017S...	System FCFA:New ...	Cap 1" Glue fit	1201 · From m...	1.69		21,857.38
Invoice	12/01/2017	2017S...	System FCFA:New ...	Tee, 1 1/4" po...	1201 · From m...	11.69		21,869.07
Invoice	12/01/2017	2017S...	System FCFA:New ...	Pipe 1 1/4" P...	1201 · From m...	650.63		22,519.70
Invoice	12/01/2017	2017S...	System FCFA:New ...	Riser 1 1/4"an...	1201 · From m...	153.30		22,673.00
Invoice	12/01/2017	2017S...	System FCFA:New ...	Reducer 1 1/4...	1201 · From m...	10.75		22,683.75
Invoice	12/01/2017	2017S...	System FCFA:New ...	Reducer 1 1/4...	1201 · From m...	6.40		22,690.15
Invoice	12/01/2017	2017S...	System FCFA:New ...	Tap 2" x 1" sa...	1201 · From m...	64.99		22,755.14
Invoice	12/01/2017	2017S...	System FCFA:New ...	Reducer 1 1/4...	1201 · From m...	5.37		22,760.51
Invoice	12/01/2017	2017S...	System FCFA:New ...	Stopcock 1"(Ir...	1201 · From m...	30.60		22,791.11
Invoice	12/01/2017	2017S...	System FCFA:New ...	Regulator, Se...	1201 · From m...	163.13		22,954.24
Invoice	12/01/2017	2017S...	System FCFA:New ...	Cap 1" Glue fit	1201 · From m...	0.56		22,954.80
Invoice	12/01/2017	2017S...	System FCFA:New ...	Coupling 1" LP	1201 · From m...	2.33		22,957.13
Invoice	12/01/2017	2017S...	System FCFA:New ...	Nipple 1" x 2" ...	1201 · From m...	1.36		22,958.49
Invoice	12/01/2017	2017S...	System FCFA:New ...	Pipe 1" POLY	1201 · From m...	0.42		22,958.91
Invoice	12/01/2017	2017S...	System FCFA:New ...	Pipe 1 1/4" P...	1201 · From m...	0.65		22,959.56
Invoice	12/01/2017	2017S...	System FCFA:New ...	Riser 1 1/4"an...	1201 · From m...	51.10		23,010.66
Invoice	12/01/2017	2017S...	System FCFA:New ...	EXCESS FLO...	1201 · From m...	41.21		23,051.87
Invoice	12/01/2017	2017S...	System FCFA:New ...	Tap 2" x 1" sa...	1201 · From m...	64.99		23,116.86
Invoice	12/01/2017	2017S...	System FCFA:New ...	Stopcock 1"(Ir...	1201 · From m...	30.60		23,147.46
Invoice	12/01/2017	2017S...	System FCFA:New ...	Nipple 1" x 2" ...	1201 · From m...	1.36		23,148.82
Invoice	12/01/2017	2017S...	System FCFA:New ...	Coupling 1" LP	1201 · From m...	2.33		23,151.15
Invoice	12/01/2017	2017S...	System FCFA:New ...	REGULATOR...	1201 · From m...	48.60		23,199.75
Invoice	12/01/2017	2017S...	System FCFA:New ...	EXCESS FLO...	1201 · From m...	36.71		23,236.46
Invoice	12/01/2017	2017S...	System FCFA:New ...	Riser 1" anod...	1201 · From m...	33.91		23,270.37
Invoice	12/01/2017	2017S...	System FCFA:New ...	Pipe 1" POLY	1201 · From m...	3.33		23,273.70
Invoice	12/01/2017	2017S...	System FCFA:New ...	Regulator, 1 "...	1201 · From m...	58.32		23,332.02

Navitas Utility Corporation
General Ledger
As of December 31, 2017

Type	Date	Num	Name	Memo	Split	Debit	Credit	Balance
Invoice	12/01/2017	2017S...	System FCFA:New ...	Pipe 1 1/4" P...	1201 · From m...	7.81		23,339.83
Invoice	12/01/2017	2017S...	System FCFA:New ...	Coupling 1 1/...	1201 · From m...	9.77		23,349.60
Invoice	12/01/2017	2017S...	System FCFA:New ...	Tee 1 1/4" SF	1201 · From m...	4.44		23,354.04
Invoice	12/01/2017	2017S...	System FCFA:New ...	EXCESS FLO...	1201 · From m...	36.71		23,390.75
Invoice	12/01/2017	2017S...	System FCFA:New ...	Stopcock 1 1/...	1201 · From m...	47.77		23,438.52
Invoice	12/01/2017	2017S...	System FCFA:New ...	Riser 1" anod...	1201 · From m...	33.91		23,472.43
Invoice	12/01/2017	2017S...	System FCFA:New ...	Reducer 1 1/4...	1201 · From m...	6.40		23,478.83
Invoice	12/01/2017	2017S...	System FCFA:New ...	Riser 1 1/4"an...	1201 · From m...	51.10		23,529.93
Invoice	12/01/2017	2017S...	System FCFA:New ...	Reducer 1 1/4...	1201 · From m...	5.37		23,535.30
Invoice	12/01/2017	2017S...	System FCFA:New ...	Stopcock 1"(Ir...	1201 · From m...	30.60		23,565.90
Invoice	12/01/2017	2017S...	System FCFA:New ...	Nipple 1" x 2" ...	1201 · From m...	1.36		23,567.26
Invoice	12/01/2017	2017S...	System FCFA:New ...	Plug 1" LP	1201 · From m...	1.81		23,569.07
Invoice	12/01/2017	2017S...	System FCFA:New ...	Regulator, 1 "...	1201 · From m...	58.32		23,627.39
Invoice	12/01/2017	2017S...	System FCFA:New ...	Cap 1" Glue fit	1201 · From m...	0.56		23,627.95
Invoice	12/01/2017	2017S...	System FCFA:New ...	Pipe 1 1/4" P...	1201 · From m...	48.15		23,676.10
Invoice	12/01/2017	2017S...	System FCFA:New ...	EXCESS FLO...	1201 · From m...	36.71		23,712.81
Invoice	12/01/2017	2017S...	System FCFA:New ...	Tap 2" x 1" sa...	1201 · From m...	64.99		23,777.80
Invoice	12/01/2017	2017S...	System FCFA:New ...	EXCESS FLO...	1201 · From m...	36.71		23,814.51
Invoice	12/01/2017	2017S...	System FCFA:New ...	Riser 1" anod...	1201 · From m...	33.91		23,848.42
Invoice	12/01/2017	2017S...	System FCFA:New ...	"Tap 3" x 1"" ...	1201 · From m...	14.79		23,863.21
Invoice	12/01/2017	2017S...	System FCFA:New ...	Stopcock 1"(Ir...	1201 · From m...	30.60		23,893.81
Invoice	12/01/2017	2017S...	System FCFA:New ...	REGULATOR...	1201 · From m...	45.66		23,939.47
Invoice	12/01/2017	2017S...	System FCFA:New ...	Coupling 1" SF	1201 · From m...	4.55		23,944.02
Invoice	12/01/2017	2017S...	System FCFA:New ...	Pipe 1 1/4" P...	1201 · From m...	463.25		24,407.27
Invoice	12/01/2017	2017S...	System FCFA:New ...	"Tap 3" x 1"" ...	1201 · From m...	14.79		24,422.06
Invoice	12/01/2017	2017S...	System FCFA:New ...	Reducer 1 1/4...	1201 · From m...	12.81		24,434.87
Invoice	12/01/2017	2017S...	System FCFA:New ...	Riser 1" anod...	1201 · From m...	33.91		24,468.78
Invoice	12/01/2017	2017S...	System FCFA:New ...	Stopcock 1"(Ir...	1201 · From m...	30.60		24,499.38
Invoice	12/01/2017	2017S...	System FCFA:New ...	Cap 1" Glue fit	1201 · From m...	0.56		24,499.94
Invoice	12/01/2017	2017S...	System FCFA:New ...	Regulator, 1 "...	1201 · From m...	58.32		24,558.26
Invoice	12/01/2017	2017S...	System FCFA:New ...	Pipe 1" POLY	1201 · From m...	8.33		24,566.59
Invoice	12/01/2017	2017S...	System FCFA:New ...	Tap 2"x1" Bra...	1201 · From m...	8.17		24,574.76
Invoice	12/01/2017	2017S...	System FCFA:New ...	Coupling 1" SF	1201 · From m...	9.10		24,583.86
Invoice	12/01/2017	2017S...	System FCFA:New ...	Riser 1" anod...	1201 · From m...	33.91		24,617.77
Invoice	12/01/2017	2017S...	System FCFA:New ...	EXCESS FLO...	1201 · From m...	36.71		24,654.48
Invoice	12/01/2017	2017S...	System FCFA:New ...	Stopcock 1"(Ir...	1201 · From m...	30.60		24,685.08
Invoice	12/01/2017	2017S...	System FCFA:New ...	REGULATOR...	1201 · From m...	48.60		24,733.68
Invoice	12/01/2017	2017S...	System FCFA:New ...	Nipple 1 1/4" ...	1201 · From m...	6.16		24,739.84
Invoice	12/01/2017	2017S...	System FCFA:New ...	"Nipple 1 1/4"...	1201 · From m...	3.60		24,743.44
Invoice	12/01/2017	2017S...	System FCFA:New ...	Stopcock 1 1/...	1201 · From m...	95.54		24,838.98
Invoice	12/01/2017	2017S...	System FCFA:New ...	Union, 1 1/4" ...	1201 · From m...	5.64		24,844.62
Invoice	12/01/2017	2017S...	System FCFA:New ...	Cap 1" Glue fit	1201 · From m...	1.69		24,846.31
Invoice	12/01/2017	2017S...	System FCFA:New ...	Stopcock, 2" l...	1201 · From m...	63.51		24,909.82
Invoice	12/01/2017	2017S...	System FCFA:New ...	Valve 2" BF 1...	1201 · From m...	104.00		25,013.82
Invoice	12/01/2017	2017S...	System FCFA:New ...	Valve box, 24...	1201 · From m...	109.57		25,123.39
Invoice	12/01/2017	2017S...	System FCFA:New ...	Pipe 2" SDR1...	1201 · From m...	2,307.28		27,430.67
Invoice	12/01/2017	2017S...	System FCFA:New ...	Reducer 2" x ...	1201 · From m...	20.10		27,450.77
Invoice	12/01/2017	2017S...	System FCFA:New ...	Tee 2" BF	1201 · From m...	22.87		27,473.64
Invoice	12/01/2017	2017S...	System FCFA:New ...	Pipe 2" SDR1...	1201 · From m...	5.54		27,479.18

Navitas Utility Corporation
General Ledger
As of December 31, 2017

Type	Date	Num	Name	Memo	Split	Debit	Credit	Balance
Invoice	12/01/2017	2017S...	System FCFA:New ...	Pipe 1 1/4" P...	1201 · From m...	9.11		27,488.29
Invoice	12/01/2017	2017S...	System FCFA:New ...	Pipe 1 1/4" P...	1201 · From m...	15.62		27,503.91
Invoice	12/01/2017	2017S...	System FCFA:New ...	Riser 2" anod...	1201 · From m...	113.39		27,617.30
Invoice	12/01/2017	2017S...	System FCFA:New ...	Riser 1 1/4"an...	1201 · From m...	102.20		27,719.50
Invoice	12/01/2017	2017S...	System FCFA:New ...	POLYCAM Tr...	1201 · From m...	96.77		27,816.27
Invoice	12/01/2017	2017S...	System FCFA:New ...	Pipe 1 1/4" P...	1201 · From m...	756.03		28,572.30
Invoice	12/01/2017	2017S...	System FCFA:New ...	Cap 1" Glue fit	1201 · From m...	1.12		28,573.42
Invoice	12/01/2017	2017S...	System FCFA:New ...	Reducer 1 1/4...	1201 · From m...	12.81		28,586.23
Invoice	12/01/2017	2017S...	System FCFA:New ...	Tap 4" x 1" P.E.	1201 · From m...	11.12		28,597.35
Invoice	12/01/2017	2017S...	System FCFA:New ...	Riser 1" anod...	1201 · From m...	33.91		28,631.26
Invoice	12/01/2017	2017S...	System FCFA:New ...	Pipe 1" POLY	1201 · From m...	0.42		28,631.68
Invoice	12/01/2017	2017S...	System FCFA:New ...	Regulator, Se...	1201 · From m...	720.34		29,352.02
Invoice	12/01/2017	2017S...	System FCFA:New ...	Pipe 2" TC40 ...	1201 · From m...	48.14		29,400.16
Invoice	12/01/2017	2017S...	System FCFA:New ...	Nipple 1/4" x ...	1201 · From m...	5.35		29,405.51
Invoice	12/01/2017	2017S...	System FCFA:New ...	NIPPLE 2" X ...	1201 · From m...	21.81		29,427.32
Invoice	12/01/2017	2017S...	System FCFA:New ...	Plug 1/4" pipe...	1201 · From m...	5.80		29,433.12
Invoice	12/01/2017	2017S...	System FCFA:New ...	"Bushing 2" x 1"	1201 · From m...	11.18		29,444.30
Invoice	12/01/2017	2017S...	System FCFA:New ...	Tee: 2" 2000...	1201 · From m...	152.32		29,596.62
Invoice	12/01/2017	2017S...	System FCFA:New ...	Flange 2" 150...	1201 · From m...	49.66		29,646.28
Invoice	12/01/2017	2017S...	System FCFA:New ...	Flange 4" 150...	1201 · From m...	34.04		29,680.32
Invoice	12/01/2017	2017S...	System FCFA:New ...	Gasket 2" 150...	1201 · From m...	1.42		29,681.74
Invoice	12/01/2017	2017S...	System FCFA:New ...	Gasket 4" 150...	1201 · From m...	0.89		29,682.63
Invoice	12/01/2017	2017...	System FCFALD:Re...	Transition 2" ...	1201 · From m...	52.11		29,734.74
Invoice	12/01/2017	2017...	System FCFALD:Re...	Pipe 2" SDR1...	1201 · From m...	31.38		29,766.12
Invoice	12/01/2017	2017...	System FCFALD:Re...	Nipple 1" x 8" ...	1201 · From m...	6.87		29,772.99
Invoice	12/01/2017	2017...	System FCFALD:Re...	Anode spike	1201 · From m...	27.42		29,800.41
Invoice	12/01/2017	2017...	System FCFALD:Re...	Union 2: ham...	1201 · From m...	23.89		29,824.30
Invoice	12/01/2017	2017...	System FCFALD:Re...	Flange 2" 150...	1201 · From m...	74.48		29,898.78
Invoice	12/01/2017	2017...	System FCFALD:Re...	"Cap 1" Butt ...	1201 · From m...	4.55		29,903.33
Invoice	12/01/2017	2017...	System FCFALD:Re...	Cap 1" LP	1201 · From m...	2.32		29,905.65
Invoice	12/01/2017	2017...	System FCFALD:Re...	Compression ...	1201 · From m...	43.67		29,949.32
Invoice	12/01/2017	2017...	System FCFALD:Re...	Compression ...	1201 · From m...	233.56		30,182.88
Invoice	12/01/2017	2017...	System FCFALD:Re...	Pipe 2" SDR1...	1201 · From m...	6.46		30,189.34
Invoice	12/01/2017	2017...	System FCFALD:Re...	"Cap 1" Butt ...	1201 · From m...	4.55		30,193.89
Invoice	12/01/2017	2017...	System FCFALD:Re...	Compression ...	1201 · From m...	43.67		30,237.56
Invoice	12/01/2017	2017...	System FCFALD:Re...	Stopcock 1"(Ir...	1201 · From m...	30.60		30,268.16
Invoice	12/01/2017	2017...	System FCFALD:Re...	Riser 1" anod...	1201 · From m...	33.91		30,302.07
Invoice	12/01/2017	2017...	System FCFALD:Re...	Nipple 1" x 3" ...	1201 · From m...	1.53		30,303.60
Invoice	12/01/2017	2017...	System FCFALD:Re...	Compression ...	1201 · From m...	43.67		30,347.27
Invoice	12/01/2017	2017...	System FCFALD:Re...	"Cap 1" Butt ...	1201 · From m...	4.55		30,351.82
Invoice	12/01/2017	2017...	System FCFALD:Re...	Compression ...	1201 · From m...	43.67		30,395.49
Invoice	12/01/2017	2017...	System FCFALD:Re...	Riser 1" anod...	1201 · From m...	33.91		30,429.40
Invoice	12/01/2017	2017...	System FCFALD:Re...	Ell 1" 90 degree	1201 · From m...	5.22		30,434.62
Invoice	12/01/2017	2017...	System FCFALD:Re...	Tee 1" x 1" x ...	1201 · From m...	7.54		30,442.16
Invoice	12/01/2017	2017...	System FCFALD:Re...	REGULATOR...	1201 · From m...	48.60		30,490.76
Invoice	12/01/2017	2017...	System FCFALD:Re...	Nipple 1" x 4" ...	1201 · From m...	3.91		30,494.67
Invoice	12/01/2017	2017...	System FCFALD:Re...	Nipple 1" x 3" ...	1201 · From m...	4.58		30,499.25
Invoice	12/01/2017	2017...	System FCFALD:Re...	NIpple 1" x 6" ...	1201 · From m...	2.48		30,501.73
Invoice	12/01/2017	2017...	System FCFALD:Re...	Compression ...	1201 · From m...	43.67		30,545.40

Navitas Utility Corporation
General Ledger
As of December 31, 2017

Type	Date	Num	Name	Memo	Split	Debit	Credit	Balance
Invoice	12/01/2017	2017...	System FCFALD:Re...	Riser 1" anod...	1201 · From m...	33.91		30,579.31
Invoice	12/01/2017	2017S...	System FCFALD:Re...	Compression ...	1201 · From m...	43.67		30,622.98
Invoice	12/01/2017	2017S...	System FCFALD:Re...	Riser 1" anod...	1201 · From m...	33.91		30,656.89
Invoice	12/01/2017	2017S...	System FCFALD:Re...	Stopcock 1"(Ir...	1201 · From m...	30.60		30,687.49
Invoice	12/01/2017	2017S...	System FCFALD:Re...	Nipple 1" x 2" ...	1201 · From m...	2.72		30,690.21
Invoice	12/01/2017	2017S...	System FCFALD:Re...	Nipple 1" x 4" ...	1201 · From m...	1.95		30,692.16
Invoice	12/01/2017	2017S...	System FCFALD:Re...	Spud, 20 Lt.	1201 · From m...	10.31		30,702.47
Invoice	12/01/2017	2017S...	System FCFALD:Re...	REGULATOR...	1201 · From m...	48.60		30,751.07
Invoice	12/01/2017	2017S...	System FCFALD:Re...	Pipe 2" SDR1...	1201 · From m...	17.54		30,768.61
Invoice	12/01/2017	2017S...	System FCFALD:Re...	Compression ...	1201 · From m...	116.78		30,885.39
Invoice	12/01/2017	2017N...	System FCFALD:Re...	REGULATOR...	1201 · From m...	48.60		30,933.99
Invoice	12/01/2017	2017N...	System FCFALD:Re...	Coupling 1" LP	1201 · From m...	2.33		30,936.32
Invoice	12/01/2017	2017N...	System FCFALD:Re...	Nipple 1" x 3 ...	1201 · From m...	1.44		30,937.76
Invoice	12/01/2017	2017N...	System FCFALD:Re...	Nipple 1" x 12...	1201 · From m...	5.12		30,942.88
Invoice	12/01/2017	2017N...	System FCFALD:Re...	Ell 1" 90 degree	1201 · From m...	5.22		30,948.10
Invoice	12/01/2017	2017N...	System FCFALD:Re...	Spud, 20 Lt.	1201 · From m...	10.31		30,958.41
Invoice	12/01/2017	2017...	System FCFALD:Re...	INSULATION ...	1201 · From m...	26.93		30,985.34
Invoice	12/01/2017	2017R...	System FCFALD:Re...	Nipple 1" x 4" ...	1201 · From m...	3.91		30,989.25
Invoice	12/01/2017	2017R...	System FCFALD:Re...	Ell 1" 90 degree	1201 · From m...	5.22		30,994.47
Invoice	12/01/2017	2017R...	System FCFALD:Re...	REGULATOR...	1201 · From m...	45.66		31,040.13
Invoice	12/01/2017	2017R...	System FCFALD:Re...	Tap 2"x1" Bra...	1201 · From m...	8.17		31,048.30
Invoice	12/01/2017	2017R...	System FCFALD:Re...	REGULATOR...	1201 · From m...	48.60		31,096.90
Invoice	12/01/2017	2017R...	System FCFALD:Re...	Ell 1" 90 degree	1201 · From m...	5.22		31,102.12
Invoice	12/01/2017	2017R...	System FCFALD:Re...	Tee 1" x 1" x ...	1201 · From m...	7.54		31,109.66
Invoice	12/01/2017	2017R...	System FCFALD:Re...	Coupling 1" LP	1201 · From m...	2.33		31,111.99
Invoice	12/01/2017	2017R...	System FCFALD:Re...	Nipple 1" x 10...	1201 · From m...	4.64		31,116.63
Invoice	12/01/2017	2017R...	System FCFALD:Re...	Nipple 1" x 4" ...	1201 · From m...	1.95		31,118.58
Invoice	12/01/2017	2017R...	System FCFALD:Re...	Spud, 20 Lt.	1201 · From m...	10.31		31,128.89
Invoice	12/01/2017	2017R...	System FCFALD:Re...	Anode spike	1201 · From m...	27.42		31,156.31
Invoice	12/01/2017	2017...	System FCFALD:Re...	Compression ...	1201 · From m...	233.56		31,389.87
Invoice	12/01/2017	2017...	System FCFALD:Re...	Pipe 2" SDR1...	1201 · From m...	2.77		31,392.64
Invoice	12/01/2017	2017...	System FCFALD:Re...	Pipe 2" SDR1...	1201 · From m...	18.46		31,411.10
Invoice	12/01/2017	2017...	System FCFALD:Re...	Compression ...	1201 · From m...	233.56		31,644.66
Invoice	12/01/2017	2017S...	System FCFALD:Re...	REGULATOR...	1201 · From m...	48.60		31,693.26
Invoice	12/01/2017	2017S...	System FCFALD:Re...	REGULATOR...	1201 · From m...	48.60		31,741.86
Invoice	12/01/2017	2017S...	System FCFALD:Re...	Nipple 1" x 3" ...	1201 · From m...	1.53		31,743.39
Invoice	12/01/2017	2017S...	System FCFALD:Re...	Compression ...	1201 · From m...	233.56		31,976.95
Invoice	12/01/2017	2017S...	System FCFALD:Re...	Pipe 2" SDR1...	1201 · From m...	3.69		31,980.64
Invoice	12/01/2017	2017S...	System FCFALD:Re...	Pipe 1" POLY	1201 · From m...	0.83		31,981.47
Invoice	12/01/2017	2017S...	System FCFALD:Re...	Compression ...	1201 · From m...	87.34		32,068.81
Invoice	12/01/2017	2017...	System FCFALD:Re...	Clamp 3" x 15...	1201 · From m...	193.20		32,262.01
Invoice	12/01/2017	2017...	System FCFALD:Re...	Compression ...	1201 · From m...	87.54		32,349.55
Invoice	12/01/2017	2017...	System FCFALD:Re...	Reducer 3" x ...	1201 · From m...	12.09		32,361.64
Invoice	12/01/2017	2017...	System FCFALD:Re...	Tee 2" BF	1201 · From m...	11.44		32,373.08
Invoice	12/01/2017	2017...	System FCFALD:Re...	Coupling, 1 1/...	1201 · From m...	72.57		32,445.65
Invoice	12/01/2017	2017...	System FCFALD:Re...	Anode spike	1201 · From m...	27.42		32,473.07
Invoice	12/01/2017	2017...	System FCFALD:Re...	Pipe 3" SDR1...	1201 · From m...	21.82		32,494.89
Invoice	12/01/2017	2017...	System FCFALD:Re...	Pipe 2" SDR1...	1201 · From m...	38.76		32,533.65
Invoice	12/01/2017	2017...	System FCFALD:Ne...	Pipe 2" SDR1...	1201 · From m...	900.76		33,434.41

Navitas Utility Corporation
General Ledger
As of December 31, 2017

Type	Date	Num	Name	Memo	Split	Debit	Credit	Balance
Invoice	12/01/2017	2017...	System FCFALD:Ne...	Pipe 1" POLY	1201 · From m...	60.38		33,494.79
Invoice	12/01/2017	2017...	System FCFALD:Ne...	Tee 2" BF	1201 · From m...	11.44		33,506.23
Invoice	12/01/2017	2017...	System FCFALD:Ne...	Valve 2" BF 1...	1201 · From m...	104.00		33,610.23
Invoice	12/01/2017	2017...	System FCFALD:Ne...	Coupling, 2" ...	1201 · From m...	245.79		33,856.02
Invoice	12/01/2017	2017...	System FCFALD:Ne...	Riser 1" anod...	1201 · From m...	101.73		33,957.75
Invoice	12/01/2017	2017...	System FCFALD:Ne...	EXCESS FLO...	1201 · From m...	110.14		34,067.89
Invoice	12/01/2017	2017...	System FCFALD:Ne...	Pipe 3" SDR1...	1201 · From m...	5,454.90		39,522.79
Invoice	12/01/2017	2017...	System FCFALD:Ne...	TAP; 2" X 2" ...	1201 · From m...	234.67		39,757.46
Invoice	12/01/2017	2017...	System FCFALD:Ne...	POLYCAM Tr...	1201 · From m...	96.77		39,854.23
Invoice	12/01/2017	2017...	System FCFALD:Ne...	Pipe 2" SDR1...	1201 · From m...	19.38		39,873.61
Invoice	12/01/2017	2017...	System FCFALD:Ne...	Reducer 3" x ...	1201 · From m...	24.18		39,897.79
Invoice	12/01/2017	2017...	System FCFALD:Ne...	Valve 2" BF 1...	1201 · From m...	208.01		40,105.80
Invoice	12/01/2017	2017...	System FCFALD:Ne...	Ell, 2" poly BF	1201 · From m...	15.39		40,121.19
Invoice	12/01/2017	2017...	System FCFALD:Ne...	NIPPLE 2" X ...	1201 · From m...	5.05		40,126.24
Invoice	12/01/2017	2017...	System FCFALD:Ne...	Nipple 2" x 4" ...	1201 · From m...	8.14		40,134.38
Invoice	12/01/2017	2017...	System FCFALD:Ne...	Tee 2" HP	1201 · From m...	26.49		40,160.87
Invoice	12/01/2017	2017...	System FCFALD:Ne...	BUSHING 2" ...	1201 · From m...	6.44		40,167.31
Invoice	12/01/2017	2017...	System FCFALD:Ne...	"Coupling 1/4""	1201 · From m...	0.91		40,168.22
Invoice	12/01/2017	2017...	System FCFALD:Ne...	Ell 1/4" LP	1201 · From m...	4.84		40,173.06
Invoice	12/01/2017	2017...	System FCFALD:Ne...	Ell, 1/4" street	1201 · From m...	4.14		40,177.20
Invoice	12/01/2017	2017...	System FCFALD:Ne...	Nipple 1/4" x ...	1201 · From m...	2.72		40,179.92
Invoice	12/01/2017	2017...	System FCFALD:Ne...	Nipple 1/4" x 6"	1201 · From m...	4.23		40,184.15
Invoice	12/01/2017	2017...	System FCFALD:Ne...	Nipple, 1/4" x 3"	1201 · From m...	2.50		40,186.65
Invoice	12/01/2017	2017S...	System FCFALD:Ne...	EXCESS FLO...	1201 · From m...	36.71		40,223.36
Invoice	12/01/2017	2017S...	System FCFALD:Ne...	Tap 2"x1" Bra...	1201 · From m...	8.17		40,231.53
Invoice	12/01/2017	2017S...	System FCFALD:Ne...	Riser 1 1/4"an...	1201 · From m...	51.10		40,282.63
Invoice	12/01/2017	2017S...	System FCFALD:Ne...	Riser 1" anod...	1201 · From m...	33.91		40,316.54
Invoice	12/01/2017	2017S...	System FCFALD:Ne...	Stopcock 1"(Ir...	1201 · From m...	30.60		40,347.14
Invoice	12/01/2017	2017S...	System FCFALD:Ne...	REGULATOR...	1201 · From m...	48.60		40,395.74
Invoice	12/01/2017	2017S...	System FCFALD:Ne...	Nipple 1" x 4" ...	1201 · From m...	5.86		40,401.60
Invoice	12/01/2017	2017S...	System FCFALD:Ne...	Tee 1" x 1" x ...	1201 · From m...	7.54		40,409.14
Invoice	12/01/2017	2017S...	System FCFALD:Ne...	Ell 1" 90 degree	1201 · From m...	7.82		40,416.96
Invoice	12/01/2017	2017S...	System FCFALD:Ne...	Nipple 1" x 12...	1201 · From m...	5.12		40,422.08
Invoice	12/01/2017	2017S...	System FCFALD:Ne...	Nipple 1" x 3" ...	1201 · From m...	4.58		40,426.66
Invoice	12/01/2017	2017S...	System FCFALD:Ne...	Reducer 1 1/4...	1201 · From m...	5.37		40,432.03
Invoice	12/01/2017	2017S...	System FCFALD:Ne...	Plug 1/4" pipe...	1201 · From m...	1.45		40,433.48
Invoice	12/01/2017	2017S...	System FCFALD:Ne...	Pipe 1" POLY	1201 · From m...	24.98		40,458.46
Invoice	12/01/2017	2017S...	System FCFALD:Ne...	Pipe 1" POLY	1201 · From m...	9.99		40,468.45
Invoice	12/01/2017	2017S...	System FCFALD:Ne...	Riser 1" anod...	1201 · From m...	33.91		40,502.36
Invoice	12/01/2017	2017S...	System FCFALD:Ne...	EXCESS FLO...	1201 · From m...	36.71		40,539.07
Invoice	12/01/2017	2017S...	System FCFALD:Ne...	Tap 2" x 1" sa...	1201 · From m...	64.99		40,604.06
Invoice	12/01/2017	2017S...	System FCFALD:Ne...	Valve 1" bras...	1201 · From m...	13.99		40,618.05
Invoice	12/01/2017	2017S...	System FCFALD:Ne...	Tap 2" x 1" sa...	1201 · From m...	64.99		40,683.04
Invoice	12/01/2017	2017S...	System FCFALD:Ne...	EXCESS FLO...	1201 · From m...	36.71		40,719.75
Invoice	12/01/2017	2017S...	System FCFALD:Ne...	Pipe 1" POLY	1201 · From m...	29.15		40,748.90
Invoice	12/01/2017	2017S...	System FCFALD:Ne...	Riser 1" anod...	1201 · From m...	33.91		40,782.81
Invoice	12/01/2017	2017S...	System FCFALD:Ne...	Valve 1" bras...	1201 · From m...	13.99		40,796.80
Invoice	12/01/2017	2017S...	System FCFALD:Ne...	Tap 2" x 1" sa...	1201 · From m...	64.99		40,861.79
Invoice	12/01/2017	2017S...	System FCFALD:Ne...	EXCESS FLO...	1201 · From m...	36.71		40,898.50

Navitas Utility Corporation
General Ledger
As of December 31, 2017

Type	Date	Num	Name	Memo	Split	Debit	Credit	Balance
Invoice	12/01/2017	2017S...	System FCFALD:Ne...	Riser 1" anod...	1201 · From m...	33.91		40,932.41
Invoice	12/01/2017	2017S...	System FCFALD:Ne...	Valve 1" bras...	1201 · From m...	13.99		40,946.40
Invoice	12/01/2017	2017S...	System FCFALD:Ne...	Nipple 1" x 2" ...	1201 · From m...	2.72		40,949.12
Invoice	12/01/2017	2017S...	System FCFALD:Ne...	REGULATOR...	1201 · From m...	48.60		40,997.72
Invoice	12/01/2017	2017S...	System FCFALD:Ne...	Ell 1" 90 degree	1201 · From m...	5.22		41,002.94
Invoice	12/01/2017	2017S...	System FCFALD:Ne...	Tap 2" x 1" sa...	1201 · From m...	64.99		41,067.93
Invoice	12/01/2017	2017S...	System FCFALD:Ne...	EXCESS FLO...	1201 · From m...	36.71		41,104.64
Invoice	12/01/2017	2017S...	System FCFALD:Ne...	Pipe 1" POLY	1201 · From m...	29.15		41,133.79
Invoice	12/01/2017	2017S...	System FCFALD:Ne...	Riser 1" anod...	1201 · From m...	33.91		41,167.70
Invoice	12/01/2017	2017S...	System FCFALD:Ne...	Valve 1" bras...	1201 · From m...	13.99		41,181.69
Invoice	12/01/2017	2017S...	System FCFALD:Ne...	REGULATOR...	1201 · From m...	48.60		41,230.29
Invoice	12/01/2017	2017S...	System FCFALD:Ne...	Ell 1" 90 degree	1201 · From m...	5.22		41,235.51
Invoice	12/01/2017	2017S...	System FCFALD:Ne...	Coupling 1" LP	1201 · From m...	2.33		41,237.84
Invoice	12/01/2017	2017S...	System FCFALD:Ne...	Nipple 1" x 10...	1201 · From m...	4.64		41,242.48
Invoice	12/01/2017	2017S...	System FCFALD:Ne...	Nipple 1" x 4" ...	1201 · From m...	1.95		41,244.43
Invoice	12/01/2017	2017S...	System FCFALD:Ne...	Spud, 20 Lt.	1201 · From m...	10.31		41,254.74
Invoice	12/01/2017	2017S...	System FCFALD:Ne...	Tap 2" x 1" sa...	1201 · From m...	64.99		41,319.73
Invoice	12/01/2017	2017S...	System FCFALD:Ne...	EXCESS FLO...	1201 · From m...	36.71		41,356.44
Invoice	12/01/2017	2017S...	System FCFALD:Ne...	Riser 1" anod...	1201 · From m...	33.91		41,390.35
Invoice	12/01/2017	2017S...	System FCFALD:Ne...	Valve 1" bras...	1201 · From m...	13.99		41,404.34
Invoice	12/01/2017	2017S...	System FCFALD:Ne...	Nipple 1" x 3" ...	1201 · From m...	3.05		41,407.39
Invoice	12/01/2017	2017S...	System FCFALD:Ne...	REGULATOR...	1201 · From m...	48.60		41,455.99
Invoice	12/01/2017	2017S...	System FCFALD:Ne...	Nipple 1" x 4" ...	1201 · From m...	1.95		41,457.94
Invoice	12/01/2017	2017S...	System FCFALD:Ne...	Spud, 20 Lt.	1201 · From m...	10.31		41,468.25
Invoice	12/01/2017	2017S...	System FCFALD:Ne...	Ell 1" 90 degree	1201 · From m...	5.22		41,473.47
Invoice	12/01/2017	2017S...	System FCFALD:Ne...	Tee, 1" polY BF	1201 · From m...	6.61		41,480.08
Invoice	12/01/2017	2017S...	System FCFALD:Ne...	Reducer 2" x ...	1201 · From m...	15.80		41,495.88
Invoice	12/01/2017	2017S...	System FCFALD:Ne...	Pipe 2" SDR1...	1201 · From m...	885.99		42,381.87
Invoice	12/01/2017	2017S...	System FCFALD:Ne...	Pipe 1" POLY	1201 · From m...	19.15		42,401.02
Invoice	12/01/2017	2017S...	System FCFALD:Ne...	Riser 1" anod...	1201 · From m...	33.91		42,434.93
Invoice	12/01/2017	2017S...	System FCFALD:Ne...	EXCESS FLO...	1201 · From m...	36.71		42,471.64
Invoice	12/01/2017	2017S...	System FCFALD:Ne...	Valve 1" bras...	1201 · From m...	13.99		42,485.63
Invoice	12/01/2017	2017S...	System FCFALD:Ne...	Nipple 1" x 4" ...	1201 · From m...	3.91		42,489.54
Invoice	12/01/2017	2017S...	System FCFALD:Ne...	Nipple 1" x 3" ...	1201 · From m...	1.53		42,491.07
Invoice	12/01/2017	2017S...	System FCFALD:Ne...	Valve 1" bras...	1201 · From m...	13.99		42,505.06
Invoice	12/01/2017	2017S...	System FCFALD:Ne...	Nipple 1" x 3" ...	1201 · From m...	3.05		42,508.11
Invoice	12/01/2017	2017S...	System FCFALD:Ne...	Nipple 1" x 5" ...	1201 · From m...	1.83		42,509.94
Invoice	12/01/2017	2017S...	System FCFALD:Ne...	Nipple 1" x 12...	1201 · From m...	5.12		42,515.06
Invoice	12/01/2017	2017S...	System FCFALD:Ne...	Ell 1" 90 degree	1201 · From m...	5.22		42,520.28
Invoice	12/01/2017	2017S...	System FCFALD:Ne...	Tee 1" x 1" x ...	1201 · From m...	7.54		42,527.82
Invoice	12/01/2017	2017S...	System FCFALD:Ne...	Riser 1" anod...	1201 · From m...	33.91		42,561.73
Invoice	12/01/2017	2017S...	System FCFALD:Ne...	Tap 2" x 1" sa...	1201 · From m...	64.99		42,626.72
Invoice	12/01/2017	2017S...	System FCFALD:Ne...	Spud, 20 Lt.	1201 · From m...	10.31		42,637.03
Invoice	12/01/2017	2017S...	System FCFALD:Ne...	EXCESS FLO...	1201 · From m...	36.71		42,673.74
Invoice	12/01/2017	2017J...	System NTNNG:Re...	Tap 2" x 1" sa...	1201 · From m...	64.99		42,738.73
Invoice	12/01/2017	2017J...	System NTNNG:Re...	Pipe 2" SDR1...	1201 · From m...	2.77		42,741.50
Invoice	12/01/2017	2017J...	System NTNNG:Re...	Spud, 20 Lt.	1201 · From m...	10.31		42,751.81
Invoice	12/01/2017	2017J...	System NTNNG:Re...	Reducer Bell ...	1201 · From m...	0.00		42,751.81
Invoice	12/01/2017	2017J...	System NTNNG:Re...	Stopcock 3/4"...	1201 · From m...	19.29		42,771.10

Navitas Utility Corporation
General Ledger
As of December 31, 2017

Type	Date	Num	Name	Memo	Split	Debit	Credit	Balance
Invoice	12/01/2017	2017J...	System NTNNG:Re...	RISER, 1" X 3...	1201 · From m...	34.18		42,805.28
Invoice	12/01/2017	2017J...	System NTNNG:Re...	Stopcock 1"(Ir...	1201 · From m...	30.60		42,835.88
Invoice	12/01/2017	2017J...	System NTNNG:Re...	Coupler, 1" x ...	1201 · From m...	42.51		42,878.39
Invoice	12/01/2017	2017J...	System NTNNG:Re...	COUPLING, ...	1201 · From m...	24.47		42,902.86
Invoice	12/01/2017	2017J...	System NTNNG:Re...	Cap, 3/4" butt...	1201 · From m...	0.00		42,902.86
Invoice	12/01/2017	2017J...	System NTNNG:Re...	PIPE, 3/4" SD...	1201 · From m...	0.28		42,903.14
Invoice	12/01/2017	2017J...	System NTNNG:Re...	Stopcock 1"(Ir...	1201 · From m...	30.60		42,933.74
Invoice	12/01/2017	2017J...	System NTNNG:Re...	COUPLING, ...	1201 · From m...	24.47		42,958.21
Invoice	12/01/2017	2017J...	System NTNNG:Re...	Cap 2" Poly b...	1201 · From m...	4.01		42,962.22
Invoice	12/01/2017	2017J...	System NTNNG:Re...	COUPLING, ...	1201 · From m...	48.93		43,011.15
Invoice	12/01/2017	2017J...	System NTNNG:Re...	PIPE, 3/4" SD...	1201 · From m...	0.85		43,012.00
Invoice	12/01/2017	2017J...	System NTNNG:Re...	Cap 2" Poly b...	1201 · From m...	4.01		43,016.01
Invoice	12/01/2017	2017J...	System NTNNG:Re...	PIPE, 3/4" SD...	1201 · From m...	36.68		43,052.69
Invoice	12/01/2017	2017J...	System NTNNG:Re...	Coupling colla...	1201 · From m...	3.14		43,055.83
Invoice	12/01/2017	2017J...	System NTNNG:Re...	COUPLING, ...	1201 · From m...	24.47		43,080.30
Invoice	12/01/2017	2017J...	System NTNNG:Re...	PIPE, 3/4" SD...	1201 · From m...	0.28		43,080.58
Invoice	12/01/2017	2017J...	System NTNNG:Re...	CAP, 3/4" SO...	1201 · From m...	2.46		43,083.04
Invoice	12/01/2017	2017J...	System NTNNG:Re...	REGULATOR...	1201 · From m...	48.60		43,131.64
Invoice	12/01/2017	2017J...	System NTNNG:Re...	TAP; 2" X 3/4...	1201 · From m...	69.33		43,200.97
Invoice	12/01/2017	2017J...	System NTNNG:Re...	Clamp 2" x 6"...	1201 · From m...	66.49		43,267.46
Invoice	12/01/2017	2017J...	System NTNNG:Re...	COUPLING, ...	1201 · From m...	24.47		43,291.93
Invoice	12/01/2017	2017J...	System NTNNG:Re...	CAP, 3/4" SO...	1201 · From m...	2.46		43,294.39
Invoice	12/01/2017	2017J...	System NTNNG:Re...	PIPE, 3/4" SD...	1201 · From m...	0.28		43,294.67
Invoice	12/01/2017	2017A...	System NKYNG:Re...	Coupling 2" 3...	1201 · From m...	11.54		43,306.21
Invoice	12/01/2017	2017A...	System NKYNG:Re...	Ell 2" 90 degr...	1201 · From m...	5.36		43,311.57
Invoice	12/01/2017	2017A...	System NKYNG:Re...	NIPPLE 2" X ...	1201 · From m...	10.91		43,322.48
Invoice	12/01/2017	2017S...	System NTNNG:Ne...	Pipe 1" POLY	1201 · From m...	205.29		43,527.77
Invoice	12/01/2017	2017S...	System NTNNG:Ne...	PIPE, 3/4" SD...	1201 · From m...	2.82		43,530.59
Invoice	12/01/2017	2017S...	System NTNNG:Ne...	Riser 1" anod...	1201 · From m...	33.91		43,564.50
Invoice	12/01/2017	2017S...	System NTNNG:Ne...	Stopcock 1"(Ir...	1201 · From m...	30.60		43,595.10
Invoice	12/01/2017	2017S...	System NTNNG:Ne...	Coupling 1" SF	1201 · From m...	6.82		43,601.92
Invoice	12/01/2017	2017S...	System NTNNG:Ne...	TAP; 2" X 3/4...	1201 · From m...	69.33		43,671.25
Invoice	12/01/2017	2017S...	System NTNNG:Ne...	Reducer, 1" x ...	1201 · From m...	3.05		43,674.30
Invoice	12/01/2017	2017S...	System NTNNG:Ne...	VALVE, 1" po...	1201 · From m...	66.78		43,741.08
Invoice	12/01/2017	2017S...	System NTNNG:Ne...	Regulator, Se...	1201 · From m...	163.13		43,904.21
Invoice	12/01/2017	2017S...	System NTNNG:Ne...	Spud, 30 Lt.	1201 · From m...	10.00		43,914.21
Invoice	12/01/2017	2017S...	System NTNNG:Ne...	Ell 1" street LP	1201 · From m...	6.03		43,920.24
Invoice	12/01/2017	2017S...	System NTNNG:Ne...	Nipple 1" x 3" ...	1201 · From m...	1.53		43,921.77
Invoice	12/01/2017	2017S...	System NTNNG:Ne...	Nipple 1" x 4" ...	1201 · From m...	1.95		43,923.72
Invoice	12/01/2017	2017S...	System NTNNG:Ne...	Valve box, Ha...	1201 · From m...	82.17		44,005.89
Invoice	12/01/2017	2017S...	System NTNNG:Ne...	NIPPLE 1 1/2...	1201 · From m...	3.18		44,009.07
Invoice	12/01/2017	2017S...	System NTNNG:Ne...	Nipple 1 1/2" ...	1201 · From m...	1.84		44,010.91
Invoice	12/01/2017	2017S...	System NTNNG:Ne...	Tee 1 1/2"	1201 · From m...	0.00		44,010.91
Invoice	12/01/2017	2017S...	System NTNNG:Ne...	Bushing 1 1/4...	1201 · From m...	0.00		44,010.91
Invoice	12/01/2017	2017S...	System NTNNG:Ne...	Reducer Bell ...	1201 · From m...	0.00		44,010.91
Invoice	12/01/2017	2017S...	System NTNNG:Ne...	Nipple 1" x 4" ...	1201 · From m...	1.95		44,012.86
Invoice	12/01/2017	2017S...	System NTNNG:Ne...	Regulator, Se...	1201 · From m...	163.13		44,175.99
Invoice	12/01/2017	2017S...	System NTNNG:Ne...	NIpple 1" x 6" ...	1201 · From m...	2.48		44,178.47
Invoice	12/01/2017	2017S...	System NTNNG:Ne...	Bushing 1 1/2...	1201 · From m...	4.87		44,183.34

Navitas Utility Corporation
General Ledger
As of December 31, 2017

Type	Date	Num	Name	Memo	Split	Debit	Credit	Balance
Invoice	12/01/2017	2017S...	System NTNNG:Ne...	Bushing 2" x ...	1201 · From m...	5.06		44,188.40
Invoice	12/01/2017	2017S...	System NTNNG:Ne...	RISER, 1" X 3...	1201 · From m...	34.18		44,222.58
Invoice	12/01/2017	2017S...	System NTNNG:Ne...	EXCESS FLO...	1201 · From m...	28.89		44,251.47
Invoice	12/01/2017	2017S...	System NTNNG:Ne...	TAP; 2" X 3/4...	1201 · From m...	69.31		44,320.78
Invoice	12/01/2017	2017S...	System NTNNG:Ne...	VALVE, 3/4" ...	1201 · From m...	57.16		44,377.94
Invoice	12/01/2017	2017S...	System NTNNG:Ne...	Valve box, Ha...	1201 · From m...	82.17		44,460.11
Invoice	12/01/2017	2017S...	System NTNNG:Ne...	Stopcock 1"(Ir...	1201 · From m...	30.60		44,490.71
Invoice	12/01/2017	2017S...	System NTNNG:Ne...	Coupling colla...	1201 · From m...	4.72		44,495.43
Invoice	12/01/2017	2017S...	System NTNNG:Ne...	PIPE, 3/4" SD...	1201 · From m...	39.51		44,534.94
Invoice	12/01/2017	2017S...	System NTNNG:Ne...	RISER, 1" X 3...	1201 · From m...	34.18		44,569.12
Invoice	12/01/2017	2017S...	System NTNNG:Ne...	COUPLING, ...	1201 · From m...	24.47		44,593.59
Invoice	12/01/2017	2017...	System FCFA:Repai...	Regulator, 1 "...	1201 · From m...	58.32		44,651.91
Invoice	12/01/2017	2017...	System FCFA:Repai...	Coupling 1" LP	1201 · From m...	2.33		44,654.24
Invoice	12/01/2017	2017...	System FCFA:Repai...	NIpple 1" x 6" ...	1201 · From m...	4.96		44,659.20
Invoice	12/01/2017	2017...	System FCFA:Repai...	Nipple 1" x 3" ...	1201 · From m...	1.53		44,660.73
Invoice	12/01/2017	2017...	System FCFA:Repai...	REGULATOR...	1201 · From m...	48.60		44,709.33
Invoice	12/01/2017	2017...	System FCFA:Repai...	Cap 1" LP	1201 · From m...	2.32		44,711.65
Invoice	12/01/2017	2017...	System FCFA:Repai...	Cap 3/4" LP	1201 · From m...	1.35		44,713.00
Invoice	12/01/2017	2017...	System FCFA:Repai...	Regulator, 1 "...	1201 · From m...	58.32		44,771.32
Invoice	12/01/2017	2017...	System FCFA:Repai...	Coupling 1" LP	1201 · From m...	6.98		44,778.30
Invoice	12/01/2017	2017...	System FCFA:Repai...	Regulator, 1 "...	1201 · From m...	58.32		44,836.62
Invoice	12/01/2017	2017...	System FCFA:Repai...	Coupling 1" LP	1201 · From m...	2.33		44,838.95
Invoice	12/01/2017	2017...	System FCFA:Repai...	Cap 1" LP	1201 · From m...	4.63		44,843.58
Invoice	12/01/2017	2017...	System FCFA:Repai...	REGULATOR...	1201 · From m...	48.60		44,892.18
Invoice	12/01/2017	2017...	System FCFA:Repai...	Nipple 1" x 2" ...	1201 · From m...	1.36		44,893.54
Invoice	12/01/2017	2017...	System FCFA:Repai...	REGULATOR...	1201 · From m...	48.60		44,942.14
Invoice	12/01/2017	2017...	System FCFA:Repai...	Plug 1" LP	1201 · From m...	3.63		44,945.77
Invoice	12/01/2017	2017...	System FCFA:Repai...	Cap 1" LP	1201 · From m...	2.32		44,948.09
Invoice	12/01/2017	2017...	System FCFA:Repai...	REGULATOR...	1201 · From m...	48.60		44,996.69
Invoice	12/01/2017	2017...	System FCFA:Repai...	REGULATOR...	1201 · From m...	48.60		45,045.29
Invoice	12/01/2017	2017...	System FCFA:Repai...	REGULATOR...	1201 · From m...	48.60		45,093.89
Invoice	12/01/2017	2017...	System FCFA:Repai...	REGULATOR...	1201 · From m...	48.60		45,142.49
Invoice	12/01/2017	2017...	System FCFA:Repai...	Nipple 1" x 2" ...	1201 · From m...	1.36		45,143.85
Invoice	12/01/2017	2017...	System FCFA:Repai...	REGULATOR...	1201 · From m...	48.60		45,192.45
Invoice	12/01/2017	2017...	System FCFA:Repai...	NIpple 1" x 6" ...	1201 · From m...	2.48		45,194.93
Invoice	12/01/2017	2017...	System FCFA:Repai...	Nipple 3/4" x ...	1201 · From m...	0.97		45,195.90
Invoice	12/01/2017	2017...	System FCFA:Repai...	Nipple 1" clos...	1201 · From m...	1.29		45,197.19
Invoice	12/01/2017	2017...	System FCFA:Repai...	REGULATOR...	1201 · From m...	48.60		45,245.79
Invoice	12/01/2017	2017...	System FCFA:Repai...	NIpple 1" x 6" ...	1201 · From m...	2.48		45,248.27
Invoice	12/01/2017	2017...	System FCFA:Repai...	Coupling 1" LP	1201 · From m...	2.33		45,250.60
Invoice	12/01/2017	2017...	System FCFA:Repai...	Nipple 1" x 3" ...	1201 · From m...	3.05		45,253.65
Invoice	12/01/2017	2017...	System FCFA:Repai...	REGULATOR...	1201 · From m...	48.60		45,302.25
Invoice	12/01/2017	2017...	System FCFA:Repai...	NIpple 1" x 6" ...	1201 · From m...	2.48		45,304.73
Invoice	12/01/2017	2017...	System FCFA:Repai...	Nipple 1" x 3" ...	1201 · From m...	1.53		45,306.26
Invoice	12/01/2017	2017...	System FCFA:Repai...	Cap 1" LP	1201 · From m...	2.32		45,308.58
Invoice	12/01/2017	2017...	System FCFA:Repai...	Plug 1" LP	1201 · From m...	3.63		45,312.21
Invoice	12/01/2017	2017...	System FCFA:Repai...	REGULATOR...	1201 · From m...	48.60		45,360.81
Invoice	12/01/2017	2017...	System FCFA:Repai...	Nipple 1" x 2" ...	1201 · From m...	1.36		45,362.17
Invoice	12/01/2017	2017...	System FCFA:Repai...	Cap 1" LP	1201 · From m...	2.32		45,364.49

Navitas Utility Corporation
General Ledger
As of December 31, 2017

Type	Date	Num	Name	Memo	Split	Debit	Credit	Balance
Invoice	12/01/2017	2017...	System FCFA:Repai...	Plug 1" LP	1201 · From m...	1.81		45,366.30
Invoice	12/01/2017	2017...	System FCFA:Repai...	Cap 3/4" LP	1201 · From m...	1.35		45,367.65
Invoice	12/01/2017	2017...	System FCFA:Repai...	Cap 1" LP	1201 · From m...	2.32		45,369.97
Invoice	12/01/2017	2017...	System FCFA:Repai...	Cap 1" LP	1201 · From m...	4.63		45,374.60
Invoice	12/01/2017	2017...	System FCFA:Repai...	REGULATOR...	1201 · From m...	48.60		45,423.20
Invoice	12/01/2017	2017...	System FCFA:Repai...	Bushing 1" x ...	1201 · From m...	0.76		45,423.96
Invoice	12/01/2017	2017...	System FCFA:Repai...	REGULATOR...	1201 · From m...	48.60		45,472.56
Invoice	12/01/2017	2017...	System FCFA:Repai...	Bushing 1" x ...	1201 · From m...	0.76		45,473.32
Invoice	12/01/2017	2017...	System FCFA:Repai...	Nipple 1" x 2" ...	1201 · From m...	1.36		45,474.68
Invoice	12/01/2017	2017...	System FCFA:Repai...	REGULATOR...	1201 · From m...	48.60		45,523.28
Invoice	12/01/2017	2017...	System FCFA:Repai...	Cap 1" LP	1201 · From m...	4.63		45,527.91
Invoice	12/01/2017	2017...	System FCFA:Repai...	REGULATOR...	1201 · From m...	48.60		45,576.51
Invoice	12/01/2017	2017...	System FCFA:Repai...	REGULATOR...	1201 · From m...	48.60		45,625.11
Invoice	12/01/2017	2017...	System FCFA:Repai...	REGULATOR...	1201 · From m...	48.60		45,673.71
Invoice	12/01/2017	2017...	System FCFA:Repai...	REGULATOR...	1201 · From m...	48.60		45,722.31
Invoice	12/01/2017	2017...	System FCFA:Repai...	REGULATOR...	1201 · From m...	45.66		45,767.97
Invoice	12/01/2017	2017...	System FCFA:Repai...	REGULATOR...	1201 · From m...	45.66		45,813.63
Invoice	12/01/2017	2017...	System FCFA:Repai...	Cap 1" LP	1201 · From m...	2.32		45,815.95
Invoice	12/01/2017	2017...	System FCFA:Repai...	Cap 1" LP	1201 · From m...	2.32		45,818.27
Invoice	12/01/2017	2017...	System FCFA:Repai...	Cap 1" LP	1201 · From m...	2.32		45,820.59
Invoice	12/01/2017	2017...	System FCFA:Repai...	Cap 1" LP	1201 · From m...	2.32		45,822.91
Invoice	12/01/2017	2017...	System FCFA:Repai...	Cap 1" LP	1201 · From m...	2.32		45,825.23
Invoice	12/01/2017	2017...	System FCFA:Repai...	Cap 1" LP	1201 · From m...	2.32		45,827.55
Invoice	12/01/2017	2017...	System FCFA:Repai...	Cap 1" LP	1201 · From m...	2.32		45,829.87
Invoice	12/01/2017	2017...	System FCFA:Repai...	REGULATOR...	1201 · From m...	48.60		45,878.47
Invoice	12/01/2017	2017...	System FCFA:Repai...	Cap 1" LP	1201 · From m...	4.63		45,883.10
Invoice	12/01/2017	2017...	System FCFA:Repai...	REGULATOR...	1201 · From m...	48.60		45,931.70
Invoice	12/01/2017	2017...	System FCFA:Repai...	Cap 1" LP	1201 · From m...	2.32		45,934.02
Invoice	12/01/2017	2017...	System FCFA:Repai...	Cap 3/4" LP	1201 · From m...	1.35		45,935.37
Invoice	12/01/2017	2017...	System FCFA:Repai...	Plug 1" LP	1201 · From m...	3.63		45,939.00
Invoice	12/01/2017	2017...	System FCFA:Repai...	REGULATOR...	1201 · From m...	48.60		45,987.60
Invoice	12/01/2017	2017...	System FCFA:Repai...	Cap 1" LP	1201 · From m...	4.63		45,992.23
Invoice	12/01/2017	2017...	System FCFA:Repai...	REGULATOR...	1201 · From m...	48.60		46,040.83
Invoice	12/01/2017	2017...	System FCFA:Repai...	Plug 1" LP	1201 · From m...	3.63		46,044.46
Invoice	12/01/2017	2017...	System FCFA:Repai...	Cap 1" LP	1201 · From m...	2.32		46,046.78
Invoice	12/01/2017	2017...	System FCFA:Repai...	Regulator, 1 "...	1201 · From m...	58.32		46,105.10
Invoice	12/01/2017	2017...	System FCFA:Repai...	REGULATOR...	1201 · From m...	48.60		46,153.70
Invoice	12/01/2017	2017...	System FCFA:Repai...	REGULATOR...	1201 · From m...	48.60		46,202.30
Invoice	12/01/2017	2017...	System FCFA:Repai...	REGULATOR...	1201 · From m...	48.60		46,250.90
Invoice	12/01/2017	2017...	System FCFA:Repai...	Coupling 1" LP	1201 · From m...	2.33		46,253.23
Invoice	12/01/2017	2017...	System FCFA:Repai...	Nipple 1" x 2" ...	1201 · From m...	1.36		46,254.59
Invoice	12/01/2017	2017...	System FCFA:Repai...	REGULATOR...	1201 · From m...	48.60		46,303.19
Invoice	12/01/2017	2017...	System FCFA:Repai...	Coupling 1" LP	1201 · From m...	2.33		46,305.52
Invoice	12/01/2017	2017...	System FCFA:Repai...	Plug 1" LP	1201 · From m...	3.63		46,309.15
Invoice	12/01/2017	2017...	System FCFA:Repai...	Cap 1" LP	1201 · From m...	2.32		46,311.47
Invoice	12/01/2017	2017...	System FCFA:Repai...	Plug 1" LP	1201 · From m...	1.81		46,313.28
Invoice	12/01/2017	2017...	System FCFA:Repai...	REGULATOR...	1201 · From m...	48.60		46,361.88
Invoice	12/01/2017	2017...	System FCFA:Repai...	REGULATOR...	1201 · From m...	48.60		46,410.48
Invoice	12/01/2017	2017...	System FCFA:Repai...	Plug 1" LP	1201 · From m...	1.81		46,412.29

Navitas Utility Corporation
General Ledger
As of December 31, 2017

Type	Date	Num	Name	Memo	Split	Debit	Credit	Balance
Invoice	12/01/2017	2017...	System FCFA:Repai...	Nipple 1" x 2" ...	1201 · From m...	1.36		46,413.65
Invoice	12/01/2017	2017...	System FCFA:Repai...	REGULATOR...	1201 · From m...	48.60		46,462.25
Invoice	12/01/2017	2017...	System FCFA:Repai...	REGULATOR...	1201 · From m...	48.60		46,510.85
Invoice	12/01/2017	2017...	System FCFA:Repai...	Plug 1" LP	1201 · From m...	3.63		46,514.48
Invoice	12/01/2017	2017...	System FCFA:Repai...	Plug 1" LP	1201 · From m...	1.81		46,516.29
Invoice	12/01/2017	2017...	System FCFA:Repai...	REGULATOR...	1201 · From m...	48.60		46,564.89
Invoice	12/01/2017	2017...	System FCFA:Repai...	Stopcock 1"(Ir...	1201 · From m...	30.60		46,595.49
Invoice	12/01/2017	2017...	System FCFA:Repai...	Nipple 1" x 4" ...	1201 · From m...	1.95		46,597.44
Invoice	12/01/2017	2017...	System FCFA:Repai...	Nipple 1" clos...	1201 · From m...	1.29		46,598.73
Invoice	12/01/2017	2017...	System FCFA:Repai...	Nipple 3/4" cl...	1201 · From m...	0.50		46,599.23
Invoice	12/01/2017	2017...	System FCFA:Repai...	Plug 1" LP	1201 · From m...	1.81		46,601.04
Invoice	12/01/2017	2017...	System FCFA:Repai...	REGULATOR...	1201 · From m...	48.60		46,649.64
Invoice	12/01/2017	2017...	System FCFA:Repai...	Bushing 1" x ...	1201 · From m...	0.76		46,650.40
Invoice	12/01/2017	2017...	System FCFA:Repai...	Cap 1" LP	1201 · From m...	4.63		46,655.03
Invoice	12/01/2017	2017...	System FCFA:Repai...	Flange 4" 150...	1201 · From m...	34.04		46,689.07
Invoice	12/01/2017	2017...	System FCFA:Repai...	Flange 2" 150...	1201 · From m...	49.66		46,738.73
Invoice	12/01/2017	2017...	System FCFA:Repai...	Gasket 2" 150...	1201 · From m...	1.42		46,740.15
Invoice	12/01/2017	2017...	System FCFA:Repai...	Gasket 4" 150...	1201 · From m...	0.89		46,741.04
Invoice	12/01/2017	2017...	System FCFA:Repai...	Nipple 2" x 6" ...	1201 · From m...	9.58		46,750.62
Invoice	12/01/2017	2017...	System FCFA:Repai...	"Bushing 2" x 1"	1201 · From m...	5.59		46,756.21
Invoice	12/01/2017	2017...	System FCFA:Repai...	Tee: 2" 2000...	1201 · From m...	76.16		46,832.37
Invoice	12/01/2017	2017...	System FCFA:Repai...	Pipe 2" TC40 ...	1201 · From m...	84.96		46,917.33
Invoice	12/01/2017	2017...	System FCFA:Repai...	Flange 2" 150...	1201 · From m...	49.66		46,966.99
Invoice	12/01/2017	2017...	System FCFA:Repai...	Flange 4" 150...	1201 · From m...	34.04		47,001.03
Invoice	12/01/2017	2017...	System FCFA:Repai...	"Bushing 2" x 1"	1201 · From m...	5.59		47,006.62
Invoice	12/01/2017	2017...	System FCFA:Repai...	Pipe 2" TC40 ...	1201 · From m...	56.64		47,063.26
Invoice	12/01/2017	2017...	System FCFA:Repai...	Tee: 2" 2000...	1201 · From m...	76.16		47,139.42
Invoice	12/01/2017	2017...	System FCFA:Repai...	Valve 2" ball ...	1201 · From m...	80.11		47,219.53
Invoice	12/01/2017	2017...	System FCFA:Repai...	Coupling 2" 3...	1201 · From m...	11.54		47,231.07
Invoice	12/01/2017	2017...	System FCFA:Repai...	Gasket 2" 150...	1201 · From m...	1.42		47,232.49
Invoice	12/01/2017	2017...	System FCFA:Repai...	Gasket 4" 150...	1201 · From m...	0.89		47,233.38
Invoice	12/01/2017	2017...	System FCFA:Repai...	Plug 1" LP	1201 · From m...	3.63		47,237.01
Invoice	12/01/2017	2017...	System FCFA:Repai...	Stopcock 1"(Ir...	1201 · From m...	30.60		47,267.61
Invoice	12/01/2017	2017...	System FCFA:Repai...	Plug 1" LP	1201 · From m...	1.81		47,269.42
Invoice	12/01/2017	2017...	System FCFA:Repai...	Coupling 2" 3...	1201 · From m...	11.54		47,280.96
Invoice	12/01/2017	2017...	System FCFA:Repai...	NIPPLE 2" X ...	1201 · From m...	24.16		47,305.12
Invoice	12/01/2017	2017...	System FCFA:Repai...	Stopcock 1"(Ir...	1201 · From m...	30.60		47,335.72
Invoice	12/01/2017	2017...	System FCFA:Repai...	Regulator, 1 "...	1201 · From m...	58.32		47,394.04
Invoice	12/01/2017	2017...	System FCFA:Repai...	Nipple 1" x 4" ...	1201 · From m...	3.91		47,397.95
Invoice	12/01/2017	2017...	System FCFA:Repai...	Coupling 1" LP	1201 · From m...	4.66		47,402.61
Invoice	12/01/2017	2017...	System FCFA:Repai...	Plug 1" LP	1201 · From m...	3.71		47,406.32
Invoice	12/01/2017	2017...	System FCFA:Repai...	Regulator, 1 "...	1201 · From m...	58.32		47,464.64
Invoice	12/01/2017	2017...	System FCFA:Repai...	Cap 3/4" LP	1201 · From m...	1.35		47,465.99
Invoice	12/01/2017	2017...	System FCFA:Repai...	Nipple 1" x 12...	1201 · From m...	5.12		47,471.11
Invoice	12/01/2017	2017...	System FCFA:Repai...	NIpple 1" x 6" ...	1201 · From m...	2.48		47,473.59
Invoice	12/01/2017	2017...	System FCFA:Repai...	Nipple 1" x 2" ...	1201 · From m...	1.36		47,474.95
Invoice	12/01/2017	2017...	System FCFA:Repai...	Coupling 1" LP	1201 · From m...	2.33		47,477.28
Invoice	12/01/2017	2017...	System FCFA:Repai...	Regulator, 1 "...	1201 · From m...	58.32		47,535.60
Invoice	12/01/2017	2017...	System FCFA:Repai...	Regulator, 1 "...	1201 · From m...	58.32		47,593.92

Navitas Utility Corporation
General Ledger
As of December 31, 2017

Type	Date	Num	Name	Memo	Split	Debit	Credit	Balance
Invoice	12/01/2017	2017...	System NKYNG:Re...	Regulator, Se...	1201 · From m...	163.13		47,757.05
Invoice	12/01/2017	2017...	System NKYNG:Re...	"Bushing 2" x 1"	1201 · From m...	5.59		47,762.64
Invoice	12/01/2017	2017...	System NKYNG:Re...	Nipple 1" x 4" ...	1201 · From m...	1.95		47,764.59
Invoice	12/01/2017	2017...	System NKYNG:Re...	Nipple 1" x 3" ...	1201 · From m...	3.05		47,767.64
Invoice	12/01/2017	2017...	System NKYNG:Re...	Bushing 1 1/4...	1201 · From m...	2.69		47,770.33
Invoice	12/01/2017	2017...	System NKYNG:Re...	Cap 1 1/2" LP	1201 · From m...	0.52		47,770.85
Invoice	12/01/2017	2017...	System NKYNG:Re...	NIpple 1" x 6" ...	1201 · From m...	2.48		47,773.33
Invoice	12/01/2017	2017...	System FCFALD:Re...	Nipple 1" x 12...	1201 · From m...	10.23		47,783.56
Invoice	12/01/2017	2017...	System FCFALD:Re...	Ell 1" 90 degree	1201 · From m...	5.22		47,788.78
Invoice	12/01/2017	2017...	System FCFALD:Re...	Nipple 1" clos...	1201 · From m...	1.29		47,790.07
Invoice	12/01/2017	2017...	System FCFALD:Re...	Spud, 20 Lt.	1201 · From m...	10.31		47,800.38
Invoice	12/01/2017	2017...	System FCFALD:Re...	Ell 1" 90 degree	1201 · From m...	5.22		47,805.60
Invoice	12/01/2017	2017...	System FCFALD:Re...	Plug 1/4" pipe...	1201 · From m...	1.45		47,807.05
Invoice	12/01/2017	2017...	System FCFALD:Re...	Tee 1" x 1" x ...	1201 · From m...	7.54		47,814.59
Invoice	12/01/2017	2017...	System FCFALD:Re...	REGULATOR...	1201 · From m...	48.60		47,863.19
Invoice	12/01/2017	2017...	System FCFALD:Re...	Ell 1" 90 degree	1201 · From m...	5.22		47,868.41
Invoice	12/01/2017	2017...	System FCFALD:Re...	Tee 1" x 1" x ...	1201 · From m...	7.54		47,875.95
Invoice	12/01/2017	2017...	System FCFALD:Re...	Nipple 1" x 3" ...	1201 · From m...	3.05		47,879.00
Invoice	12/01/2017	2017...	System FCFALD:Re...	Nipple 1" x 12...	1201 · From m...	5.12		47,884.12
Invoice	12/01/2017	2017...	System FCFALD:Re...	Spud, 20 Lt.	1201 · From m...	10.31		47,894.43
Invoice	12/01/2017	2017...	System FCFALD:Re...	Ell 1" street LP	1201 · From m...	3.02		47,897.45
Bill	12/11/2017	HC11...	H & C Services and ...	Plug 1/4" pipe...	2221 · Vendors	4.76		47,902.21
Bill	12/11/2017	HC11...	H & C Services and ...	"Bushing 2" x 1"	2221 · Vendors		1.79	47,900.42
Bill	12/11/2017	HC11...	H & C Services and ...	Gasket 4" 150...	2221 · Vendors	13.13		47,913.55
Bill	12/11/2017	HC11...	H & C Services and ...	Flange 2" 150...	2221 · Vendors	13.34		47,926.89
General Journal	12/31/2017	171231			-SPLIT-		47,926.89	0.00
Total 887 · Maintenance of Mains - Other						47,928.68	47,928.68	0.00
Total 887 · Maintenance of Mains						847,642.35	652,680.38	194,961.97
893 · Maintenance of Meters								0.00
General Journal	01/06/2017	170111		DG	5100 · Services	1,526.73		1,526.73
General Journal	01/12/2017	170117		JI	5100 · Services	2,884.23		4,410.96
General Journal	01/20/2017	170125		DG	5100 · Services	1,526.07		5,937.03
General Journal	01/30/2017	170201		JI	5100 · Services	2,840.35		8,777.38
General Journal	02/03/2017	170208		DG	5100 · Services	1,525.82		10,303.20
General Journal	02/13/2017	170215		JI	5100 · Services	2,818.75		13,121.95
General Journal	02/16/2017	170222		DG	5100 · Services	1,753.33		14,875.28
General Journal	02/27/2017	170301		JI	5100 · Services	2,804.13		17,679.41
General Journal	03/03/2017	170308		DG	5100 · Services	1,521.54		19,200.95
General Journal	03/13/2017	170315		JI	5100 · Services	2,804.13		22,005.08
General Journal	03/17/2017	170322		DG	5100 · Services	1,519.59		23,524.67
General Journal	03/29/2017	170331		JI	5100 · Services	2,805.23		26,329.90
General Journal	03/31/2017	170405		DG	5100 · Services	1,943.67		28,273.57
General Journal	04/12/2017	170415		JI	5100 · Services	2,803.10		31,076.67
General Journal	04/17/2017	170419		DG	5100 · Services	1,505.44		32,582.11
General Journal	04/27/2017	170501		JI	5100 · Services	2,803.82		35,385.93
General Journal	04/28/2017	170503		DG	5100 · Services	1,884.13		37,270.06

Navitas Utility Corporation
General Ledger
As of December 31, 2017

Type	Date	Num	Name	Memo	Split	Debit	Credit	Balance
General Journal	05/11/2017	170515		JI	5100 · Services	2,802.67		40,072.73
General Journal	05/12/2017	170517		DG	5100 · Services	1,514.09		41,586.82
General Journal	05/26/2017	170531		DG	5100 · Services	1,812.65		43,399.47
General Journal	05/30/2017	170601		JI	5100 · Services	2,802.67		46,202.14
General Journal	06/09/2017	170614		DG	5100 · Services	1,512.94		47,715.08
General Journal	06/13/2017	170615		JI	5100 · Services	2,802.67		50,517.75
General Journal	06/23/2017	170628		DG	5100 · Services	1,511.82		52,029.57
General Journal	06/28/2017	170630		JI	5100 · Services	3,312.12		55,341.69
General Journal	07/07/2017	170712		DG	5100 · Services	2,378.93		57,720.62
General Journal	07/14/2017	170715		JI	5100 · Services	2,818.30		60,538.92
General Journal	07/21/2017	170726		DG	5100 · Services	1,545.37		62,084.29
General Journal	07/27/2017	170801		JI	5100 · Services	2,818.30		64,902.59
General Journal	08/04/2017	170809		DG	5100 · Services	1,544.56		66,447.15
General Journal	08/11/2017	170815		JI	5100 · Services	2,818.30		69,265.45
General Journal	08/18/2017	170823		DG	5100 · Services	1,544.15		70,809.60
General Journal	08/30/2017	170901		JI	5100 · Services	2,783.84		73,593.44
General Journal	09/01/2017	170906		DG	5100 · Services	1,542.93		75,136.37
General Journal	09/13/2017	170915		JI	5100 · Services	2,773.57		77,909.94
General Journal	09/15/2017	170920		DG	5100 · Services	1,776.19		79,686.13
General Journal	09/28/2017	171001		JI	5100 · Services	2,773.57		82,459.70
General Journal	09/29/2017	171004		DG	5100 · Services	1,544.46		84,004.16
General Journal	10/12/2017	171015		JI	5100 · Services	2,773.57		86,777.73
General Journal	10/13/2017	171018		DG	5100 · Services	1,544.05		88,321.78
General Journal	10/27/2017	171101		DG	5100 · Services	1,544.65		89,866.43
General Journal	10/30/2017	171101		JI	5100 · Services	2,773.57		92,640.00
General Journal	11/10/2017	171115		DG	5100 · Services	1,900.74		94,540.74
General Journal	11/13/2017	171115		JI	5100 · Services	2,743.75		97,284.49
General Journal	11/27/2017	171129		DG	5100 · Services	1,573.75		98,858.24
General Journal	11/29/2017	171201		JI	5100 · Services	2,739.71		101,597.95
General Journal	12/08/2017	17123...		DG	5100 · Services	2,029.59		103,627.54
General Journal	12/13/2017	171215		JI	5100 · Services	2,739.71		106,367.25
General Journal	12/22/2017	171227		DG	5100 · Services	2,794.59		109,161.84
General Journal	12/27/2017	171231		JI	5100 · Services	5,233.79		114,395.63
Total 893 · Maintenance of Meters						114,395.63	0.00	114,395.63

Navitas Utility Corporation
General Ledger
As of December 31, 2017

Type	Date	Num	Name	Memo	Split	Debit	Credit	Balance
894 · Maintenance of Other Equipment								0.00
General Journal	01/06/2017	170111		SC	5100 · Services	1,677.49		1,677.49
General Journal	01/20/2017	170125		SC	5100 · Services	1,590.03		3,267.52
General Journal	02/03/2017	170208		SC	5100 · Services	1,503.06		4,770.58
General Journal	02/16/2017	170222		SC	5100 · Services	1,566.87		6,337.45
General Journal	03/03/2017	170308		SC	5100 · Services	1,660.98		7,998.43
General Journal	03/17/2017	170322		SC	5100 · Services	1,518.51		9,516.94
General Journal	03/31/2017	170405		SC	5100 · Services	1,494.37		11,011.31
General Journal	04/17/2017	170419		SC	5100 · Services	1,600.62		12,611.93
General Journal	04/28/2017	170503		SC	5100 · Services	1,513.80		14,125.73
General Journal	05/12/2017	170517		SC	5100 · Services	1,491.50		15,617.23
General Journal	05/26/2017	170531		SC	5100 · Services	1,503.67		17,120.90
General Journal	06/09/2017	170614		SC	5100 · Services	1,640.84		18,761.74
General Journal	06/23/2017	170628		SC	5100 · Services	1,532.22		20,293.96
General Journal	07/07/2017	170712		SC	5100 · Services	2,146.03		22,439.99
General Journal	07/21/2017	170726		SC	5100 · Services	1,636.34		24,076.33
General Journal	08/04/2017	170809		SC	5100 · Services	1,536.47		25,612.80
General Journal	08/18/2017	170823		SC	5100 · Services	1,580.05		27,192.85
General Journal	09/01/2017	170906		SC	5100 · Services	1,633.75		28,826.60
General Journal	09/15/2017	170920		SC	5100 · Services	1,613.43		30,440.03
General Journal	09/29/2017	171004		SC	5100 · Services	1,547.38		31,987.41
General Journal	10/13/2017	171018		SC	5100 · Services	1,524.97		33,512.38
General Journal	10/27/2017	171101		SC	5100 · Services	1,525.55		35,037.93
General Journal	11/10/2017	171115		SC	5100 · Services	1,532.44		36,570.37
General Journal	11/27/2017	171129		SC	5100 · Services	1,701.72		38,272.09
General Journal	12/08/2017	17123...		SC	5100 · Services	1,564.17		39,836.26
General Journal	12/22/2017	171227		SC	5100 · Services	1,533.35		41,369.61
Total 894 · Maintenance of Other Equipment						41,369.61	0.00	41,369.61
Direct Costs - Other								0.00
Total Direct Costs - Other								0.00
Total Direct Costs						3,775,732.25	2,576,387.27	1,199,344.98

Navitas Utility Corporation
General Ledger
As of December 31, 2017

Type	Date	Num	Name	Memo	Split	Debit	Credit	Balance
Indirect Costs								0.00
903 · Customer Records & Collection								0.00
6130 · Postage								0.00
Bill	01/03/2017	170106	5100 Jerry Walker	postage	2221 · Vendors	18.64		18.64
Credit Card Charge	01/04/2017	170104	United States Postal...	postage for bil...	2276 · Trenda ...	488.24		506.88
Credit Card Charge	01/04/2017	170117	United States Postal...	stamps	2273 · Joseph ...	235.00		741.88
Bill	01/06/2017	20170...	PayChex	postage	2221 · Vendors	105.50		847.38
Credit Card Charge	01/06/2017	170106	United States Postal...	postage for bil...	2276 · Trenda ...	187.34		1,034.72
Credit Card Charge	01/09/2017	170117	FedEx	postage	2293 · Noelle ...	5.38		1,040.10
Credit Card Charge	01/09/2017	170117	FedEx	postage	2293 · Noelle ...	70.32		1,110.42
Bill	01/12/2017	20170...	PayChex	postage	2221 · Vendors	74.50		1,184.92
Credit Card Charge	01/12/2017	170210	United States Postal...	postage	2293 · Noelle ...	6.45		1,191.37
Credit Card Charge	01/13/2017	170117	United States Postal...	postage for bil...	2276 · Trenda ...	500.82		1,692.19
Credit Card Charge	01/16/2017	170210	FedEx	postage	2288 · Kevin P...	25.87		1,718.06
Credit Card Charge	01/17/2017	170210	United States Postal...	postage	2293 · Noelle ...	6.45		1,724.51
Bill	01/20/2017	20170...	PayChex	postage	2221 · Vendors	74.50		1,799.01
General Journal	01/20/2017	02655...	FedEx	FedEX refund	1107 · Checkin...		252.96	1,546.05
Credit Card Charge	01/24/2017	170210	FedEx	postage	2288 · Kevin P...	15.63		1,561.68
Credit Card Charge	01/25/2017	170202	United States Postal...	postage	2293 · Noelle ...	6.59		1,568.27
Credit Card Charge	01/25/2017	170210	United States Postal...	postage	2293 · Noelle ...	6.65		1,574.92
Credit Card Charge	01/26/2017	170202	United States Postal...	stamps	2289 · Bruce L...	49.00		1,623.92
Credit Card Charge	01/26/2017	170210	United States Postal...	postage	2293 · Noelle ...	6.65		1,630.57
Credit Card Charge	01/27/2017	170210	United States Postal...	postage	2293 · Noelle ...	6.65		1,637.22
Bill	01/30/2017	20170...	PayChex	postage	2221 · Vendors	74.50		1,711.72
Credit Card Charge	01/30/2017	170202	United States Postal...	Stamps	2273 · Joseph ...	24.50		1,736.22
Credit Card Charge	01/30/2017	170210	United States Postal...	postage	2293 · Noelle ...	6.65		1,742.87
Credit Card Charge	01/31/2017	170202	United States Postal...	postage	2273 · Joseph ...	6.65		1,749.52
Credit Card Charge	01/31/2017	170202	United States Postal...	postage	2274 · Jerry W...	6.65		1,756.17
Credit Card Charge	01/31/2017	170210	United States Postal...	postage	2293 · Noelle ...	6.65		1,762.82
Credit Card Charge	01/31/2017	170210	United States Postal...	postage	2293 · Noelle ...	6.65		1,769.47
Check	02/01/2017	CASH	United States Postal...	postage for bil...	1183 · Cash Dr...	429.08		2,198.55
Bill	02/03/2017	20170...	PayChex	postage	2221 · Vendors	74.50		2,273.05
Bill	02/03/2017	170213	Purchase Power	postage meter	2221 · Vendors	803.00		3,076.05
Credit Card Charge	02/03/2017	170309	United States Postal...	postage	2293 · Noelle ...	6.65		3,082.70
Credit Card Charge	02/07/2017	170208	United States Postal...	postage for bil...	2276 · Trenda ...	151.98		3,234.68
Credit Card Charge	02/07/2017	170309	FedEx	postage	2288 · Kevin P...	42.08		3,276.76
Credit Card Charge	02/08/2017	170208	United States Postal...	stamps	2273 · Joseph ...	245.00		3,521.76
Bill	02/08/2017	170222	Purchase Power	Postage	2221 · Vendors	65.87		3,587.63
Credit Card Charge	02/10/2017	170210	UPS	postage	2293 · Noelle ...	48.90		3,636.53
Bill	02/13/2017	20170...	PayChex	postage	2221 · Vendors	74.50		3,711.03
Credit Card Charge	02/13/2017	170309	FedEx	postage	2288 · Kevin P...	79.79		3,790.82
Bill	02/16/2017	20170...	PayChex	postage	2221 · Vendors	74.50		3,865.32
Credit Card Charge	02/16/2017	170217	United States Postal...	postage for bil...	2276 · Trenda ...	480.42		4,345.74
Credit Card Charge	02/24/2017	170309	United States Postal...	postage	2293 · Noelle ...	6.65		4,352.39
Bill	02/27/2017	20170...	PayChex	postage	2221 · Vendors	74.50		4,426.89
Credit Card Charge	02/27/2017	170309	United States Postal...	postage	2293 · Noelle ...	16.25		4,443.14
Credit Card Charge	02/28/2017	170308	United States Postal...	postage to Ea...	2274 · Jerry W...	6.65		4,449.79
Credit Card Charge	02/28/2017	170309	United States Postal...	postage	2293 · Noelle ...	6.65		4,456.44
Credit Card Charge	03/01/2017	170308	United States Postal...	postage for bil...	2276 · Trenda ...	423.30		4,879.74

Navitas Utility Corporation
General Ledger
As of December 31, 2017

Type	Date	Num	Name	Memo	Split	Debit	Credit	Balance
Bill	03/03/2017	20170...	PayChex	postage	2221 · Vendors	74.50		4,954.24
Bill	03/03/2017	170313	Purchase Power	postage meter	2221 · Vendors	500.00		5,454.24
Credit Card Charge	03/06/2017	170410	United States Postal...	postage	2293 · Noelle ...	6.65		5,460.89
Credit Card Charge	03/06/2017	170410	United States Postal...	postage	2293 · Noelle ...	6.65		5,467.54
Credit Card Charge	03/08/2017	170308	United States Postal...	postage for bil...	2276 · Trenda ...	153.00		5,620.54
Bill	03/08/2017	170320	Purchase Power	Postage	2221 · Vendors	332.32		5,952.86
Credit Card Charge	03/08/2017	170410	United States Postal...	postage	2293 · Noelle ...	6.65		5,959.51
Credit Card Charge	03/09/2017	170410	United States Postal...	postage	2293 · Noelle ...	9.85		5,969.36
Bill	03/13/2017	20170...	PayChex	postage	2221 · Vendors	74.50		6,043.86
Credit Card Charge	03/15/2017	170410	United States Postal...	postage for bil...	2276 · Trenda ...	469.54		6,513.40
Credit Card Charge	03/16/2017	170324	FedEx	postage	2273 · Joseph ...	45.50		6,558.90
Bill	03/17/2017	20170...	PayChex	postage	2221 · Vendors	74.50		6,633.40
Credit Card Charge	03/21/2017	170410	United States Postal...	postage	2293 · Noelle ...	13.60		6,647.00
Credit Card Charge	03/21/2017	170410	United States Postal...	postage	2293 · Noelle ...	6.65		6,653.65
Credit Card Charge	03/21/2017	170321	FedEx	postage	2288 · Kevin P...	17.24		6,670.89
Credit Card Charge	03/24/2017	170410	United States Postal...	postage	2293 · Noelle ...	6.65		6,677.54
Credit Card Charge	03/27/2017	170321	FedEx	postage	2288 · Kevin P...	44.97		6,722.51
Bill	03/29/2017	20170...	PayChex	postage	2221 · Vendors	74.50		6,797.01
Bill	03/31/2017	20170...	PayChex	postage	2221 · Vendors	74.50		6,871.51
Credit Card Charge	03/31/2017	170410	United States Postal...	stamps	2273 · Joseph ...	294.00		7,165.51
Credit Card Charge	03/31/2017	170410	United States Postal...	postage to Ea...	2274 · Jerry W...	6.65		7,172.16
Credit Card Charge	04/04/2017	170410	United States Postal...	postage for bil...	2276 · Trenda ...	459.34		7,631.50
Credit Card Charge	04/06/2017	170509	United States Postal...	postage	2293 · Noelle ...	6.65		7,638.15
Credit Card Charge	04/06/2017	170509	United States Postal...	postage	2293 · Noelle ...	6.65		7,644.80
Credit Card Charge	04/07/2017	170410	United States Postal...	postage for bil...	2276 · Trenda ...	150.62		7,795.42
Credit Card Charge	04/11/2017	170509	United States Postal...	postage	2293 · Noelle ...	6.65		7,802.07
Bill	04/12/2017	20170...	PayChex	postage	2221 · Vendors	85.50		7,887.57
Bill	04/17/2017	20170...	PayChex	postage	2221 · Vendors	0.00		7,887.57
Credit Card Charge	04/18/2017	170419	United States Postal...	postage for bil...	2276 · Trenda ...	494.02		8,381.59
Bill	04/27/2017	20170...	PayChex	postage	2221 · Vendors	74.50		8,456.09
Bill	04/28/2017	20170...	PayChex	postage	2221 · Vendors	74.50		8,530.59
Credit Card Charge	04/28/2017	170505	United States Postal...	postage to Ea...	2274 · Jerry W...	16.45		8,547.04
Credit Card Charge	05/03/2017	170505	United States Postal...	postage for bil...	2276 · Trenda ...	451.86		8,998.90
Bill	05/03/2017	170512	Purchase Power	postage meter	2221 · Vendors	500.00		9,498.90
Credit Card Charge	05/04/2017	170615	United States Postal...	postage	2293 · Noelle ...	6.65		9,505.55
Credit Card Charge	05/08/2017	170508	United States Postal...	postage for bil...	2276 · Trenda ...	152.32		9,657.87
Credit Card Charge	05/10/2017	170615	United States Postal...	postage	2293 · Noelle ...	6.65		9,664.52
Bill	05/11/2017	20170...	PayChex	postage	2221 · Vendors	74.50		9,739.02
Credit Card Charge	05/11/2017	170615	United States Postal...	postage	2293 · Noelle ...	6.65		9,745.67
Bill	05/12/2017	20170...	PayChex	postage	2221 · Vendors	74.50		9,820.17
Credit Card Charge	05/15/2017	170515	United States Postal...	postage for bil...	2276 · Trenda ...	486.20		10,306.37
Bill	05/23/2017	170526	Klint Alexander	postage	2221 · Vendors	98.00		10,404.37
Bill	05/26/2017	20170...	PayChex	postage	2221 · Vendors	75.00		10,479.37
Bill	05/30/2017	20170...	PayChex	postage	2221 · Vendors	75.00		10,554.37
Credit Card Charge	05/31/2017	170605	United States Postal...	postage to Ea...	2274 · Jerry W...	6.65		10,561.02
Bill	06/01/2017	Box 183	U S Postmaster	box rent	2221 · Vendors	116.00		10,677.02
Check	06/01/2017	CASH	United States Postal...	postage for bil...	1183 · Cash Dr...	470.22		11,147.24
Bill	06/04/2017	170612	Purchase Power	postage meter	2221 · Vendors	500.00		11,647.24
Credit Card Charge	06/07/2017	170607	United States Postal...	postage for bil...	2276 · Trenda ...	161.84		11,809.08

Navitas Utility Corporation
General Ledger
As of December 31, 2017

Type	Date	Num	Name	Memo	Split	Debit	Credit	Balance
Credit Card Charge	06/07/2017	170711	United States Postal...	postage	2293 · Noelle ...	6.65		11,815.73
Bill	06/09/2017	20170...	PayChex	postage	2221 · Vendors	75.00		11,890.73
Credit Card Charge	06/09/2017	170711	United States Postal...	postage	2293 · Noelle ...	6.65		11,897.38
Bill	06/13/2017	20170...	PayChex	postage	2221 · Vendors	75.00		11,972.38
Credit Card Charge	06/13/2017	170711	FedEx	postage	2288 · Kevin P...	13.28		11,985.66
Credit Card Charge	06/14/2017	170711	United States Postal...	postage	2293 · Noelle ...	6.65		11,992.31
Credit Card Charge	06/15/2017	170616	United States Postal...	postage for bil...	2276 · Trenda ...	509.66		12,501.97
Credit Card Charge	06/16/2017	170616	United States Postal...	Stamps	2273 · Joseph ...	254.80		12,756.77
Bill	06/16/2017	170619	Klint Alexander	postage	2221 · Vendors	59.67		12,816.44
Credit Card Charge	06/16/2017	170711	United States Postal...	postage	2293 · Noelle ...	13.30		12,829.74
Credit Card Charge	06/22/2017	170711	United States Postal...	postage	2293 · Noelle ...	6.65		12,836.39
Bill	06/23/2017	20170...	PayChex	postage	2221 · Vendors	75.00		12,911.39
Bill	06/28/2017	20170...	PayChex	postage	2221 · Vendors	75.00		12,986.39
Credit Card Charge	06/30/2017	170710	United States Postal...	postage to Ea...	2274 · Jerry W...	16.45		13,002.84
Credit Card Charge	06/30/2017	170711	United States Postal...	postage	2293 · Noelle ...	6.65		13,009.49
Credit Card Charge	07/02/2017	170725	U S Postmaster	PO BOX 395	2289 · Bruce L...	70.00		13,079.49
Credit Card Charge	07/02/2017	170725	U S Postmaster	Stamps	2289 · Bruce L...	49.00		13,128.49
Credit Card Charge	07/03/2017	170710	United States Postal...	postage for bil...	2276 · Trenda ...	474.98		13,603.47
Bill	07/03/2017	170718	Purchase Power	postage meter	2221 · Vendors	555.38		14,158.85
Bill	07/07/2017	20170...	PayChex	postage	2221 · Vendors	86.00		14,244.85
Credit Card Charge	07/07/2017	170710	United States Postal...	postage for bil...	2276 · Trenda ...	167.28		14,412.13
Credit Card Charge	07/10/2017	170710	903 Customer Reco...	postage	2293 · Noelle ...	145.27		14,557.40
Credit Card Charge	07/10/2017	170710	United States Postal...	postage	2291 · Ross M...	6.65		14,564.05
Credit Card Charge	07/10/2017	170811	United States Postal...	postage	2293 · Noelle ...	6.65		14,570.70
Bill	07/14/2017	20170...	PayChex	postage	2221 · Vendors	75.00		14,645.70
Credit Card Charge	07/17/2017	170811	United States Postal...	postage	2293 · Noelle ...	6.65		14,652.35
Credit Card Charge	07/18/2017	170725	United States Postal...	postage for bil...	2276 · Trenda ...	532.10		15,184.45
Bill	07/21/2017	20170...	PayChex	postage	2221 · Vendors	75.00		15,259.45
Bill	07/27/2017	20170...	PayChex	postage	2221 · Vendors	75.00		15,334.45
Credit Card Charge	07/28/2017	170802	United States Postal...	postage to Ea...	2274 · Jerry W...	6.65		15,341.10
Credit Card Charge	07/31/2017	170811	FedEx	postage	2288 · Kevin P...	31.06		15,372.16
Credit Card Charge	08/01/2017	170814	United States Postal...	postage to Ea...	2274 · Jerry W...	7.15		15,379.31
Check	08/02/2017	CASH	United States Postal...	postage for bil...	1183 · Cash Dr...	484.84		15,864.15
Bill	08/04/2017	20170...	PayChex	postage	2221 · Vendors	75.00		15,939.15
Credit Card Charge	08/08/2017	170811	United States Postal...	postage for bil...	2276 · Trenda ...	161.50		16,100.65
Bill	08/11/2017	20170...	PayChex	postage	2221 · Vendors	75.00		16,175.65
Credit Card Charge	08/11/2017	170811	United States Postal...	stamps	2273 · Joseph ...	245.00		16,420.65
Credit Card Charge	08/15/2017	170816	United States Postal...	postage for bil...	2276 · Trenda ...	532.10		16,952.75
Bill	08/18/2017	20170...	PayChex	postage	2221 · Vendors	75.00		17,027.75
Credit	08/21/2017	20170...	PayChex	postage	2221 · Vendors	75.00		17,102.75
Bill	08/21/2017	20170...	PayChex	postage	2221 · Vendors	0.00		17,102.75
Credit Card Charge	08/28/2017	170829	United States Postal...	postage	2273 · Joseph ...	6.65		17,109.40
Credit Card Charge	08/28/2017	170911	FedEx	postage	2288 · Kevin P...	13.22		17,122.62
Bill	08/30/2017	20170...	PayChex	postage	2221 · Vendors	75.00		17,197.62
Bill	09/01/2017	20170...	PayChex	postage	2221 · Vendors	75.00		17,272.62
Credit Card Charge	09/01/2017	170908	United States Postal...	postage for bil...	2276 · Trenda ...	474.30		17,746.92
Credit Card Charge	09/01/2017	171005	United States Postal...	postage to Ea...	2274 · Jerry W...	6.65		17,753.57
Credit Card Charge	09/01/2017	171012	United States Postal...	postage	2293 · Noelle ...	6.65		17,760.22
Bill	09/03/2017	170913	Purchase Power	postage meter	2221 · Vendors	1,121.35		18,881.57

Navitas Utility Corporation
General Ledger
As of December 31, 2017

Type	Date	Num	Name	Memo	Split	Debit	Credit	Balance
Credit Card Charge	09/05/2017	170908	FedEx	postage	2293 · Noelle ...	9.70		18,891.27
Credit Card Charge	09/05/2017	171012	United States Postal...	postage	2293 · Noelle ...	13.30		18,904.57
Credit Card Charge	09/06/2017	170908	FedEx	postage	2293 · Noelle ...	12.87		18,917.44
Credit Card Charge	09/08/2017	170908	United States Postal...	postage for bil...	2276 · Trenda ...	158.44		19,075.88
Credit Card Charge	09/12/2017	170913	United States Postal...	priority mailer:...	2273 · Joseph ...	6.65		19,082.53
Credit Card Charge	09/12/2017	171012	United States Postal...	postage	2293 · Noelle ...	6.65		19,089.18
Bill	09/13/2017	20170...	PayChex	postage	2221 · Vendors	75.00		19,164.18
Bill	09/15/2017	20170...	PayChex	postage	2221 · Vendors	75.00		19,239.18
Credit Card Charge	09/15/2017	170919	United States Postal...	postage for bil...	2276 · Trenda ...	539.92		19,779.10
Credit Card Charge	09/18/2017	171012	FedEx	postage	2288 · Kevin P...	10.36		19,789.46
Credit Card Charge	09/19/2017	171012	United States Postal...	postage	2293 · Noelle ...	6.65		19,796.11
Credit Card Charge	09/19/2017	171012	United States Postal...	postage	2293 · Noelle ...	9.10		19,805.21
Bill	09/28/2017	20170...	PayChex	postage	2221 · Vendors	75.00		19,880.21
Bill	09/29/2017	20170...	PayChex	postage	2221 · Vendors	75.00		19,955.21
Credit Card Charge	09/29/2017	171005	United States Postal...	postage to Ea...	2274 · Jerry W...	6.65		19,961.86
Credit Card Charge	10/02/2017	171113	United States Postal...	postage	2293 · Noelle ...	7.50		19,969.36
Credit Card Charge	10/03/2017	171005	United States Postal...	postage for bil...	2276 · Trenda ...	477.70		20,447.06
Bill	10/03/2017	171011	Purchase Power	postage meter	2221 · Vendors	73.10		20,520.16
Credit Card Charge	10/04/2017	171113	United States Postal...	postage	2293 · Noelle ...	6.65		20,526.81
Credit Card Charge	10/10/2017	171012	United States Postal...	postage for bil...	2276 · Trenda ...	153.34		20,680.15
Credit Card Charge	10/11/2017	171012	United States Postal...	stamps	2273 · Joseph ...	245.00		20,925.15
Bill	10/12/2017	20171...	PayChex	postage	2221 · Vendors	86.00		21,011.15
Bill	10/13/2017	20171...	PayChex	postage	2221 · Vendors	75.00		21,086.15
Credit Card Charge	10/17/2017	171018	United States Postal...	postage	2286 · Darrel ...	8.50		21,094.65
Credit Card Charge	10/18/2017	171018	United States Postal...	postage for bil...	2276 · Trenda ...	541.96		21,636.61
Bill	10/27/2017	20171...	PayChex	postage	2221 · Vendors	75.00		21,711.61
Bill	10/30/2017	20171...	PayChex	postage	2221 · Vendors	75.00		21,786.61
Bill	10/31/2017	1710-...	Battery Backup Pow...	postage	2221 · Vendors	6.65		21,793.26
Credit Card Charge	10/31/2017	171109	United States Postal...	postage to Ea...	2274 · Jerry W...	6.65		21,799.91
Credit Card Charge	10/31/2017	171113	United States Postal...	postage	2293 · Noelle ...	6.65		21,806.56
Credit Card Charge	11/02/2017	171109	United States Postal...	postage for bil...	2286 · Darrel ...	468.18		22,274.74
Credit Card Charge	11/02/2017	171212	United States Postal...	postage	2293 · Noelle ...	6.65		22,281.39
Bill	11/03/2017	171110	Purchase Power	postage meter	2221 · Vendors	510.78		22,792.17
Credit Card Charge	11/08/2017	171109	United States Postal...	postage for bil...	2276 · Trenda ...	159.80		22,951.97
Bill	11/10/2017	20171...	PayChex	postage	2221 · Vendors	75.00		23,026.97
Bill	11/13/2017	20171...	PayChex	postage	2221 · Vendors	75.00		23,101.97
Credit Card Charge	11/13/2017	171201	United States Postal...	postage	2293 · Noelle ...	2.30		23,104.27
Credit Card Charge	11/15/2017	171201	United States Postal...	postage for bil...	2276 · Trenda ...	543.66		23,647.93
Credit Card Charge	11/15/2017	171212	United States Postal...	postage	2293 · Noelle ...	6.65		23,654.58
Bill	11/20/2017	Presor...	U S Postmaster	presort mailin...	2221 · Vendors	225.00		23,879.58
Bill	11/27/2017	20171...	PayChex	postage	2221 · Vendors	75.00		23,954.58
Bill	11/27/2017	20171...	PayChex	postage	2221 · Vendors	0.00		23,954.58
Credit Card Charge	11/27/2017	171201	United States Postal...	stamps	2273 · Joseph ...	245.00		24,199.58
Bill	11/29/2017	20171...	PayChex	postage	2221 · Vendors	75.00		24,274.58
Credit	11/30/2017	20171...	PayChex	postage	2221 · Vendors	75.00		24,349.58
Credit Card Charge	12/01/2017	171201	UPS	postage	2282 · Thomas...	15.00		24,364.58
Credit Card Charge	12/01/2017	171201	United States Postal...	postage for bil...	2276 · Trenda ...	448.46		24,813.04
Credit Card Charge	12/01/2017	180118	United States Postal...	postage	2293 · Noelle ...	6.65		24,819.69
Credit Card Charge	12/01/2017	180818	United States Postal...	postage	2274 · Jerry W...	16.45		24,836.14

Navitas Utility Corporation
General Ledger
As of December 31, 2017

Type	Date	Num	Name	Memo	Split	Debit	Credit	Balance
Bill	12/03/2017	171211	Purchase Power	postage meter	2221 · Vendors	1,256.54		26,092.68
Credit Card Charge	12/05/2017	180118	FedEx	postage	2288 · Kevin P...	15.53		26,108.21
Credit Card Charge	12/07/2017	171208	United States Postal...	postage for bil...	2276 · Trenda ...	164.56		26,272.77
Bill	12/08/2017	20171...	PayChex	postage	2221 · Vendors	75.00		26,347.77
Credit Card Charge	12/12/2017	180118	United States Postal...	postage	2293 · Noelle ...	6.65		26,354.42
Credit Card Charge	12/12/2017	180118	FedEx	postage	2288 · Kevin P...	36.61		26,391.03
Bill	12/13/2017	20171...	PayChex	postage	2221 · Vendors	75.00		26,466.03
Credit Card Charge	12/15/2017	171222	United States Postal...	postage for bil...	2276 · Trenda ...	506.26		26,972.29
Credit Card Charge	12/19/2017	180118	FedEx	postage	2288 · Kevin P...	71.35		27,043.64
Credit Card Charge	12/20/2017	180118	United States Postal...	postage	2293 · Noelle ...	6.65		27,050.29
Bill	12/22/2017	20171...	PayChex	postage	2221 · Vendors	75.00		27,125.29
Credit Card Charge	12/26/2017	180118	United States Postal...	stamps	2289 · Bruce L...	9.80		27,135.09
Credit Card Charge	12/26/2017	180118	FedEx	postage	2288 · Kevin P...	24.00		27,159.09
Credit Card Charge	12/26/2017	180818	903 Customer Reco...	shipping	2274 · Jerry W...	41.99		27,201.08
Bill	12/27/2017	20171...	PayChex	postage	2221 · Vendors	75.00		27,276.08
Credit Card Charge	12/28/2017	180118	United States Postal...	postage	2293 · Noelle ...	6.65		27,282.73
Credit Card Charge	12/28/2017	180818	United States Postal...	postage	2274 · Jerry W...	6.65		27,289.38
Total 6130 · Postage						27,542.34	252.96	27,289.38
6230 · Utilities								0.00
Bill	01/11/2017	170112	Southern California ...	Electric bill for...	2221 · Vendors	266.70		266.70
Bill	01/12/2017	170113	SoCal Gas	Gas for Costa...	2221 · Vendors	121.82		388.52
Bill	01/21/2017	170202	Town of Eakly	Water bill for ...	2221 · Vendors	93.21		481.73
Bill	01/21/2017	170202	Town of Eakly	Water bill for ...	2221 · Vendors	18.01		499.74
Bill	01/24/2017	07A00...	ReadyRefresh	Office drinkin...	2221 · Vendors	79.30		579.04
Bill	01/31/2017	170213	R & R Water /Culligan	Office drinkin...	2221 · Vendors	38.16		617.20
Bill	02/01/2017	170228	CKenergy Electric C...	Electric bill for...	2221 · Vendors	205.97		823.17
Bill	02/01/2017	170228	CKenergy Electric C...	Electric bill for...	2221 · Vendors	144.09		967.26
Bill	02/10/2017	170213	Southern California ...	Electric bill for...	2221 · Vendors	298.54		1,265.80
Bill	02/10/2017	170215	SoCal Gas	Gas for Costa...	2221 · Vendors	108.81		1,374.61
Bill	02/13/2017	170222	Mesa Consolidated ...	Water bill for ...	2221 · Vendors	123.08		1,497.69
Bill	02/18/2017	170307	Town of Eakly	Water bill for ...	2221 · Vendors	93.22		1,590.91
Bill	02/28/2017	170303	CKenergy Electric C...	Electric bill for...	2221 · Vendors	209.03		1,799.94
Bill	02/28/2017	170303	CKenergy Electric C...	Electric bill for...	2221 · Vendors	215.91		2,015.85
Bill	02/28/2017	170307	R & R Water /Culligan	Office drinkin...	2221 · Vendors	53.00		2,068.85
Bill	03/02/2017	170302	Town of Eakly	Water bill for ...	2221 · Vendors	18.00		2,086.85
Bill	03/14/2017	170320	SoCal Gas	Gas for Costa...	2221 · Vendors	93.32		2,180.17
Bill	03/14/2017	170314	Southern California ...	Electric bill for...	2221 · Vendors	262.60		2,442.77
Bill	03/20/2017	170404	Town of Eakly	Water bill for ...	2221 · Vendors	18.00		2,460.77
Bill	03/20/2017	170404	Town of Eakly	Water bill for ...	2221 · Vendors	102.53		2,563.30
Bill	03/31/2017	170404	CKenergy Electric C...	Electric bill for...	2221 · Vendors	188.00		2,751.30
Bill	03/31/2017	170404	CKenergy Electric C...	Electric bill for...	2221 · Vendors	132.00		2,883.30
Bill	03/31/2017	170410	R & R Water /Culligan	Office drinkin...	2221 · Vendors	67.84		2,951.14
Bill	04/12/2017	170417	Southern California ...	Electric bill for...	2221 · Vendors	234.74		3,185.88
Bill	04/12/2017	170418	Mesa Consolidated ...	Water bill for ...	2221 · Vendors	52.60		3,238.48
Bill	04/12/2017	170418	SoCal Gas	Gas for Costa...	2221 · Vendors	36.89		3,275.37
Bill	04/20/2017	170502	Town of Eakly	Water bill for ...	2221 · Vendors	18.00		3,293.37
Bill	04/20/2017	170502	Town of Eakly	Water bill for ...	2221 · Vendors	97.97		3,391.34

Navitas Utility Corporation
General Ledger
As of December 31, 2017

Type	Date	Num	Name	Memo	Split	Debit	Credit	Balance
Bill	04/28/2017	170428	Northfork Electric C...	Connect fee a...	2221 · Vendors	75.00		3,466.34
Bill	04/30/2017	170502	CKenergy Electric C...	Electric bill for...	2221 · Vendors	215.00		3,681.34
Bill	04/30/2017	170502	CKenergy Electric C...	Electric bill for...	2221 · Vendors	140.00		3,821.34
Bill	04/30/2017	170510	R & R Water /Culligan	Office drinkin...	2221 · Vendors	53.00		3,874.34
Bill	05/01/2017	07D00...	ReadyRefresh	Office drinkin...	2221 · Vendors	275.66		4,150.00
Bill	05/11/2017	170515	SoCal Gas	Gas for Costa...	2221 · Vendors	2.82		4,152.82
Bill	05/12/2017	170515	Southern California ...	Electric bill for...	2221 · Vendors	249.32		4,402.14
Bill	05/23/2017	170605	Town of Eakly	Water bill for ...	2221 · Vendors	18.00		4,420.14
Bill	05/23/2017	170605	Town of Eakly	Water bill for ...	2221 · Vendors	93.54		4,513.68
Bill	05/24/2017	07E00...	ReadyRefresh	Office drinkin...	2221 · Vendors	31.84		4,545.52
Bill	05/31/2017	170605	CKenergy Electric C...	Electric bill for...	2221 · Vendors	301.00		4,846.52
Bill	05/31/2017	170605	CKenergy Electric C...	Electric bill for...	2221 · Vendors	204.00		5,050.52
Bill	05/31/2017	170612	R & R Water /Culligan	Office drinkin...	2221 · Vendors	45.58		5,096.10
Bill	06/07/2017	170612	Northfork Electric C...	Electric meter...	2221 · Vendors	33.66		5,129.76
Bill	06/12/2017	170619	SoCal Gas	Gas for Costa...	2221 · Vendors	0.96		5,130.72
Bill	06/13/2017	170614	Southern California ...	Electric bill for...	2221 · Vendors	319.72		5,450.44
Bill	06/14/2017	170616	Mesa Consolidated ...	Water bill for ...	2221 · Vendors	52.60		5,503.04
Bill	06/20/2017	170706	Town of Eakly	Water bill for ...	2221 · Vendors	23.27		5,526.31
Bill	06/20/2017	170706	Town of Eakly	Water bill for ...	2221 · Vendors	147.43		5,673.74
Bill	06/30/2017	170706	CKenergy Electric C...	Electric bill for...	2221 · Vendors	339.00		6,012.74
Bill	06/30/2017	170706	CKenergy Electric C...	Electric bill for...	2221 · Vendors	236.00		6,248.74
Bill	06/30/2017	170707	R & R Water /Culligan	Office drinkin...	2221 · Vendors	67.84		6,316.58
Bill	07/01/2017	07F00...	ReadyRefresh	Office drinkin...	2221 · Vendors	88.18		6,404.76
Bill	07/12/2017	170718	SoCal Gas	Gas for Costa...	2221 · Vendors	0.97		6,405.73
Bill	07/13/2017	170718	Southern California ...	Electric bill for...	2221 · Vendors	441.35		6,847.08
Bill	07/19/2017	170809	Town of Eakly	Water bill for ...	2221 · Vendors	185.28		7,032.36
Bill	07/19/2017	170809	Town of Eakly	Water bill for ...	2221 · Vendors	18.42		7,050.78
Bill	07/24/2017	17G0...	ReadyRefresh	Office drinkin...	2221 · Vendors	88.18		7,138.96
Bill	07/31/2017	170801	CKenergy Electric C...	Electric bill for...	2221 · Vendors	480.00		7,618.96
Bill	07/31/2017	170801	CKenergy Electric C...	Electric bill for...	2221 · Vendors	305.00		7,923.96
Bill	07/31/2017	170809	R & R Water /Culligan	Office drinkin...	2221 · Vendors	60.42		7,984.38
Bill	08/10/2017	170815	SoCal Gas	Gas for Costa...	2221 · Vendors	1.87		7,986.25
Bill	08/11/2017	170815	Southern California ...	Electric bill for...	2221 · Vendors	522.14		8,508.39
Bill	08/16/2017	170818	Mesa Consolidated ...	Water bill for ...	2221 · Vendors	47.99		8,556.38
Bill	08/19/2017	170901	Town of Eakly	Water bill for ...	2221 · Vendors	135.76		8,692.14
Bill	08/19/2017	170901	Town of Eakly	Water bill for ...	2221 · Vendors	18.00		8,710.14
Bill	08/31/2017	170905	CKenergy Electric C...	Electric bill for...	2221 · Vendors	306.00		9,016.14
Bill	08/31/2017	170905	CKenergy Electric C...	Electric bill for...	2221 · Vendors	454.00		9,470.14
Bill	08/31/2017	170908	R & R Water /Culligan	Office drinkin...	2221 · Vendors	60.42		9,530.56
Bill	09/01/2017	17H00...	ReadyRefresh	Office drinkin...	2221 · Vendors	79.30		9,609.86
Bill	09/11/2017	170913	SoCal Gas	Gas for Costa...	2221 · Vendors	0.94		9,610.80
Bill	09/12/2017	170913	Southern California ...	Electric bill for...	2221 · Vendors	489.40		10,100.20
Bill	09/19/2017	171002	Town of Eakly	Water bill for ...	2221 · Vendors	143.01		10,243.21
Bill	09/19/2017	171001	Town of Eakly	Water bill for ...	2221 · Vendors	18.00		10,261.21
Bill	09/22/2017	17I00...	ReadyRefresh	Office drinkin...	2221 · Vendors	79.30		10,340.51
Bill	09/30/2017	171002	CKenergy Electric C...	Electric bill for...	2221 · Vendors	360.00		10,700.51
Bill	09/30/2017	171002	CKenergy Electric C...	Electric bill for...	2221 · Vendors	277.00		10,977.51
Bill	09/30/2017	171011	R & R Water /Culligan	Office drinkin...	2221 · Vendors	60.42		11,037.93
Bill	10/10/2017	171012	SoCal Gas	Gas for Costa...	2221 · Vendors	0.91		11,038.84

Navitas Utility Corporation
General Ledger
As of December 31, 2017

Type	Date	Num	Name	Memo	Split	Debit	Credit	Balance
Bill	10/11/2017	171016	Southern California ...	Electric bill for...	2221 · Vendors	389.63		11,428.47
Bill	10/13/2017	171016	Mesa Consolidated ...	Water bill for ...	2221 · Vendors	49.98		11,478.45
Bill	10/23/2017	171103	Town of Eakly	Water bill for ...	2221 · Vendors	119.19		11,597.64
Bill	10/23/2017	171107	Town of Eakly	Water bill for ...	2221 · Vendors	19.81		11,617.45
Bill	10/24/2017	17J00...	ReadyRefresh	Office drinkin...	2221 · Vendors	142.84		11,760.29
Bill	10/31/2017	171103	CKenergy Electric C...	Electric bill for...	2221 · Vendors	331.00		12,091.29
Bill	10/31/2017	171103	CKenergy Electric C...	Electric bill for...	2221 · Vendors	208.00		12,299.29
Bill	10/31/2017	171109	R & R Water /Culligan	Office drinkin...	2221 · Vendors	53.00		12,352.29
Bill	11/09/2017	171110	Southern California ...	Electric bill for...	2221 · Vendors	361.28		12,713.57
Bill	11/10/2017	171114	SoCal Gas	Gas for Costa...	2221 · Vendors	0.90		12,714.47
Bill	11/22/2017	171204	Town of Eakly	Water bill for ...	2221 · Vendors	93.30		12,807.77
Bill	11/22/2017	171204	Town of Eakly	Water bill for ...	2221 · Vendors	18.00		12,825.77
Bill	11/25/2017	17K00...	ReadyRefresh	Office drinkin...	2221 · Vendors	79.30		12,905.07
Bill	11/30/2017	171204	CKenergy Electric C...	Electric bill for...	2221 · Vendors	228.00		13,133.07
Bill	11/30/2017	171204	CKenergy Electric C...	Electric bill for...	2221 · Vendors	147.00		13,280.07
Bill	11/30/2017	171211	R & R Water /Culligan	Office drinkin...	2221 · Vendors	54.00		13,334.07
Bill	12/12/2017	171215	SoCal Gas	Gas for Costa...	2221 · Vendors	29.18		13,363.25
Bill	12/12/2017	171218	Southern California ...	Electric bill for...	2221 · Vendors	329.77		13,693.02
Bill	12/14/2017	171215	Mesa Consolidated ...	Water bill for ...	2221 · Vendors	52.60		13,745.62
Bill	12/20/2017	180103	Town of Eakly	Water bill for ...	2221 · Vendors	154.63		13,900.25
Bill	12/20/2017	180103	Town of Eakly	Water bill for ...	2221 · Vendors	19.81		13,920.06
Bill	12/26/2017	17L00...	ReadyRefresh	Office drinkin...	2221 · Vendors	42.43		13,962.49
Bill	12/31/2017	180104	CKenergy Electric C...	Electric bill for...	2221 · Vendors	194.00		14,156.49
Bill	12/31/2017	180104	CKenergy Electric C...	Electric bill for...	2221 · Vendors	139.00		14,295.49
Bill	12/31/2017	180108	R & R Water /Culligan	Office drinkin...	2221 · Vendors	45.58		14,341.07
Total 6230 · Utilities						14,341.07	0.00	14,341.07
6320 · Bank fees								0.00
Bill	01/03/2017		Legacy Bank	Collections	2221 · Vendors	75.00		75.00
Bill	01/03/2017	170109	First Volunteer Bank	December 20...	2221 · Vendors	19.50		94.50
Bill	02/01/2017	170207	First Volunteer Bank	January 2017 ...	2221 · Vendors	17.00		111.50
Bill	02/03/2017		Legacy Bank	Collections	2221 · Vendors	75.00		186.50
Bill	03/01/2017	170307	First Volunteer Bank	February 201...	2221 · Vendors	13.00		199.50
General Journal	03/02/2017	170302		Whitco Check...	1107 · Checkin...	108.51		308.01
Bill	03/03/2017		Legacy Bank	Collections	2221 · Vendors	75.00		383.01
Bill	03/07/2017	170307	OCT Equipment LLC	Loan originati...	2221 · Vendors	270.00		653.01
Bill	04/01/2017	170410	First Volunteer Bank	March 2017 c...	2221 · Vendors	23.00		676.01
Bill	04/03/2017		Legacy Bank	Collections	2221 · Vendors	75.00		751.01
Bill	05/01/2017	170505	First Volunteer Bank	April 2017 coll...	2221 · Vendors	14.00		765.01
Bill	05/03/2017		Legacy Bank	Collections	2221 · Vendors	75.00		840.01
General Journal	05/15/2017	170515		NSF fee	1107 · Checkin...	29.00		869.01
General Journal	05/15/2017	170515		NSF fee	1107 · Checkin...	29.00		898.01
General Journal	05/24/2017	170524		Wire fee	2307 · LOC - B...	25.00		923.01
Bill	06/01/2017	170605	First Volunteer Bank	May 2017 coll...	2221 · Vendors	18.00		941.01
Bill	06/03/2017		Legacy Bank	Collections	2221 · Vendors	75.00		1,016.01
General Journal	06/13/2017	170613	Bank 7	Loan Renewa...	1107 · Checkin...	250.00		1,266.01
General Journal	06/27/2017	170624		Wire fee	2307 · LOC - B...	25.00		1,291.01
General Journal	06/29/2017	170629		NSF fee	-SPLIT-	87.00		1,378.01

Navitas Utility Corporation
General Ledger
As of December 31, 2017

Type	Date	Num	Name	Memo	Split	Debit	Credit	Balance
Bill	07/03/2017		Legacy Bank	Collections	2221 · Vendors	75.00		1,453.01
Bill	07/03/2017	170713	First Volunteer Bank	June 2017 col...	2221 · Vendors	17.00		1,470.01
General Journal	07/03/2017	170703		NSF fee	-SPLIT-	29.00		1,499.01
General Journal	07/03/2017	170703		NSF fee	6320 · Bank fees	29.00		1,528.01
General Journal	07/14/2017	170714		NSF fee	1107 · Checkin...	29.00		1,557.01
General Journal	07/27/2017	170727		NSF fee	-SPLIT-	29.00		1,586.01
General Journal	07/27/2017	170727		NSF fee	6320 · Bank fees	29.00		1,615.01
General Journal	07/27/2017	170727		NSF fee	6320 · Bank fees	29.00		1,644.01
General Journal	07/28/2017	170728		NSF fee	-SPLIT-	29.00		1,673.01
General Journal	07/28/2017	170728		NSF fee	6320 · Bank fees	29.00		1,702.01
General Journal	07/28/2017	170728		NSF fee	6320 · Bank fees	29.00		1,731.01
General Journal	07/28/2017	170728		NSF fee	6320 · Bank fees	29.00		1,760.01
General Journal	07/28/2017	170728		NSF fee	6320 · Bank fees	29.00		1,789.01
General Journal	07/28/2017	170728		NSF fee	6320 · Bank fees	29.00		1,818.01
General Journal	07/28/2017	170728		NSF fee	6320 · Bank fees	29.00		1,847.01
General Journal	08/01/2017	170801		NSF fee	1107 · Checkin...	29.00		1,876.01
Bill	08/01/2017	170801	First Volunteer Bank	July 2017 coll...	2221 · Vendors	16.00		1,892.01
Bill	08/03/2017		Legacy Bank	Collections	2221 · Vendors	75.00		1,967.01
General Journal	08/03/2017	170803		Annual Fees f...	2273 · Joseph ...	784.00		2,751.01
General Journal	08/07/2017	170807		NSF fee	1107 · Checkin...	29.00		2,780.01
Bill	09/03/2017		Legacy Bank	Collections	2221 · Vendors	75.00		2,855.01
Bill	09/06/2017	170901	First Volunteer Bank	August 2017 ...	2221 · Vendors	16.50		2,871.51
General Journal	09/25/2017	170925		NSF fee	-SPLIT-	145.00		3,016.51
General Journal	10/02/2017	171002		NSF fee	-SPLIT-	87.00		3,103.51
Bill	10/02/2017	171012	First Volunteer Bank	September 20...	2221 · Vendors	13.50		3,117.01
Bill	10/03/2017		Legacy Bank	Collections	2221 · Vendors	75.00		3,192.01
General Journal	10/19/2017	171019		Whitco Check...	1107 · Checkin...	120.09		3,312.10
General Journal	10/24/2017	171024		Stop Payment...	1107 · Checkin...	25.00		3,337.10
Bill	11/01/2017	171106	First Volunteer Bank	October 2017...	2221 · Vendors	17.00		3,354.10
General Journal	11/02/2017	171102		late Fee	2271 · Bank 7 ...	25.00		3,379.10
Bill	11/03/2017		Legacy Bank	Collections	2221 · Vendors	75.00		3,454.10
General Journal	11/15/2017	171115		NSF fee	1107 · Checkin...	29.00		3,483.10
Bill	12/01/2017	171204	First Volunteer Bank	November 20...	2221 · Vendors	17.00		3,500.10
Bill	12/03/2017		Legacy Bank	Collections	2221 · Vendors	75.00		3,575.10
General Journal	12/05/2017	171205		Annual Fees f...	2294 · Chris Cr...	49.00		3,624.10
General Journal	12/12/2017	171212		NSF fee	1107 · Checkin...	29.00		3,653.10
General Journal	12/27/2017	171227		NSF fee	1107 · Checkin...	29.00		3,682.10
Total 6320 · Bank fees						3,682.10	0.00	3,682.10

Navitas Utility Corporation
General Ledger
As of December 31, 2017

Type	Date	Num	Name	Memo	Split	Debit	Credit	Balance
6410 · Lic, permit, member								0.00
Bill	01/03/2017	170109	Oklahoma Tax Com...	FEIN 20-5778...	2221 · Vendors	20.00		20.00
Bill	01/06/2017	1021	Oklahoma Gas Ass...	Annual Dues f...	2221 · Vendors	100.00		120.00
Credit Card Charge	01/11/2017	170210	Incorp	Navitas 1 regi...	2282 · Thomas...	148.00		268.00
Credit Card Charge	01/18/2017	170119	903 Customer Reco...	tag for new tr...	2288 · Kevin P...	1,503.68		1,771.68
Credit Card Charge	01/23/2017	170210	Incorp	Register Navit...	2282 · Thomas...	251.00		2,022.68
Bill	02/13/2017	15298...	Incorp	CA annual fe...	2221 · Vendors	99.00		2,121.68
Credit Card Charge	02/21/2017	170308	903 Customer Reco...	Tag for Truck	2274 · Jerry W...	102.00		2,223.68
Bill	03/01/2017	1021-2	Oklahoma Gas Ass...	Annual Dues f...	2221 · Vendors	650.00		2,873.68
Credit Card Charge	03/20/2017	170410	903 Customer Reco...	Tag for truck	2288 · Kevin P...	374.13		3,247.81
Bill	04/10/2017	15766...	Incorp	Reinstate Nav...	2221 · Vendors	349.00		3,596.81
Credit Card Charge	04/11/2017	170411	Secretary of State - ...	2017 Sateme...	2282 · Thomas...	25.00		3,621.81
Credit Card Charge	04/11/2017	170411	Secretary of State - ...	Annual report ...	2282 · Thomas...	525.00		4,146.81
Credit Card Charge	04/11/2017	170411	Secretary of State - ...	Annual report ...	2282 · Thomas...	650.00		4,796.81
Credit Card Charge	04/11/2017	170509	Secretary of State - ...	Reinstate Nav...	2282 · Thomas...	1,593.00		6,389.81
Bill	04/20/2017	71538...	Oklahoma Tax Com...	'15 ChevyPlat...	2221 · Vendors	107.50		6,497.31
Credit Card Charge	04/21/2017	170509	903 Customer Reco...	Tag for truck	2288 · Kevin P...	110.19		6,607.50
Credit Card Charge	04/26/2017	170426	Secretary of State - ...	Annual Repor...	2273 · Joseph ...	15.00		6,622.50
Bill	05/01/2017	AD18-...	Tennessee Gas Ass...	Membership ...	2221 · Vendors	500.00		7,122.50
Credit Card Charge	05/30/2017	170605	903 Customer Reco...	Tags for 3 tru...	2288 · Kevin P...	426.91		7,549.41
Bill	06/12/2017	16078...	Incorp	Register Navit...	2221 · Vendors	712.00		8,261.41
Bill	06/16/2017	07438...	County of Orange	2017 unsecur...	2221 · Vendors	143.48		8,404.89
Credit Card Charge	06/28/2017	170710	903 Customer Reco...	Tag for trailer	2282 · Thomas...	73.80		8,478.69
Bill	07/03/2017	170706	Oklahoma Tax Com...	Title Notice	2221 · Vendors	10.00		8,488.69
Bill	08/07/2017	16281...	Incorp	NUC - CA; N...	2221 · Vendors	198.00		8,686.69
Credit Card Charge	08/22/2017	170822	CT Corporation	Navitas TNN...	2282 · Thomas...	439.00		9,125.69
Credit Card Charge	08/28/2017	170828	Secretary of State - ...	LLC filing fee ...	2273 · Joseph ...	26.00		9,151.69
Credit Card Charge	09/22/2017	171005	903 Customer Reco...	Tag fro truck	2288 · Kevin P...	37.41		9,189.10
Bill	10/10/2017	16623...	Incorp	TXNG - TX fili...	2221 · Vendors	148.00		9,337.10
Credit Card Charge	10/24/2017	171025	903 Customer Reco...	Tag for truck	2288 · Kevin P...	345.94		9,683.04
Credit Card Charge	11/10/2017	171212	903 Customer Reco...	New Title for ...	2273 · Joseph ...	50.00		9,733.04
Credit Card Charge	11/14/2017	171201	903 Customer Reco...	Tag for Truck ...	2288 · Kevin P...	117.94		9,850.98
Bill	11/17/2017	171201	5100 Kevin Pearcy	Tag for truck	2221 · Vendors	89.75		9,940.73
Bill	11/25/2017	26436	Tennessee One-Call...	2018 Member...	2221 · Vendors	500.00		10,440.73
Bill	11/30/2017	171130	WT&C Corporate S...	2017 Annual ...	2221 · Vendors	150.00		10,590.73
Bill	12/01/2017	171206	Oklahoma Tax Com...	FEI 26-13101...	2221 · Vendors	20.00		10,610.73
Bill	12/05/2017	171205	City of Costa Mesa	2018 Costa M...	2221 · Vendors	61.00		10,671.73
Credit Card Charge	12/12/2017	171222	903 Customer Reco...	Tag for 2 trucks	2288 · Kevin P...	117.94		10,789.67
Credit Card Charge	12/15/2017	171222	903 Customer Reco...	Tag for truck	2288 · Kevin P...	406.93		11,196.60
Total 6410 · Lic, permit, member						11,196.60	0.00	11,196.60
903.15 · Customer Records KY								0.00
Total 903.15 · Customer Records KY								0.00

Navitas Utility Corporation
General Ledger
As of December 31, 2017

Type	Date	Num	Name	Memo	Split	Debit	Credit	Balance
903.16 · Customer Records TN								0.00
Bill	01/01/2017	170112	Jellico Electric & Wa...	Electric & wat...	2221 · Vendors	92.92		92.92
Bill	02/01/2017	170210	Jellico Electric & Wa...	Electric & wat...	2221 · Vendors	90.66		183.58
Bill	03/01/2017	170307	Jellico Electric & Wa...	Electric & wat...	2221 · Vendors	83.63		267.21
Bill	04/01/2017	170417	Jellico Electric & Wa...	Electric & wat...	2221 · Vendors	86.59		353.80
Bill	05/01/2017	170510	Jellico Electric & Wa...	Electric & wat...	2221 · Vendors	89.02		442.82
Bill	06/01/2017	170609	Jellico Electric & Wa...	Electric & wat...	2221 · Vendors	82.44		525.26
Bill	07/01/2017	170710	Jellico Electric & Wa...	Electric & wat...	2221 · Vendors	85.19		610.45
Bill	08/01/2017	170809	Jellico Electric & Wa...	Electric & wat...	2221 · Vendors	83.00		693.45
Bill	09/01/2017	170912	Jellico Electric & Wa...	Electric & wat...	2221 · Vendors	87.33		780.78
Bill	10/01/2017	171010	Jellico Electric & Wa...	Electric & wat...	2221 · Vendors	92.86		873.64
Bill	11/01/2017	171107	Jellico Electric & Wa...	Electric & wat...	2221 · Vendors	89.59		963.23
Bill	12/01/2017	171212	Jellico Electric & Wa...	Electric & wat...	2221 · Vendors	93.00		1,056.23
Total 903.16 · Customer Records TN						1,056.23	0.00	1,056.23
903.46 · Customer Records OK								0.00
Bill	01/01/2017	170110	Velma Public Works...	Garbage for V...	2221 · Vendors	100.00		100.00
Bill	01/12/2017	170118	Public Service Co.	Gracemont re...	2221 · Vendors	25.93		125.93
Bill	01/13/2017	37856...	Spring House Water...	Bottled water ...	2221 · Vendors	10.85		136.78
Bill	01/13/2017	37856...	Spring House Water...	Bottled water ...	2221 · Vendors	10.85		147.63
Bill	01/13/2017	37856...	Spring House Water...	Bottled water ...	2221 · Vendors	10.85		158.48
Bill	01/13/2017	37856...	Spring House Water...	Bottled water ...	2221 · Vendors	10.85		169.33
Bill	01/13/2017	37856...	Spring House Water...	Bottled water ...	2221 · Vendors	10.85		180.18
Bill	01/13/2017	37856...	Spring House Water...	Bottled water ...	2221 · Vendors	47.00		227.18
Bill	01/15/2017	170120	Cotton Electric Coop...	Electric bill for...	2221 · Vendors	70.76		297.94
Bill	01/16/2017	170131	Haskell County Wat...	Water bill for ...	2221 · Vendors	18.00		315.94
Bill	01/24/2017	170130	Public Service Co.	Electric bill for...	2221 · Vendors	37.71		353.65
Bill	01/24/2017	170130	Public Service Co.	Electric bill for...	2221 · Vendors	137.04		490.69
Bill	01/25/2017	170131	Oklahoma Natural G...	Gas bill for H...	2221 · Vendors	21.32		512.01
Bill	01/25/2017	170130	Harmon Electric Ass...	Hollis rectifier	2221 · Vendors	104.73		616.74
Bill	01/26/2017	170130	Public Service Co.	Electric bill for...	2221 · Vendors	83.19		699.93
Bill	01/30/2017	170203	Stephens Co. Rural ...	Water bill for ...	2221 · Vendors	36.75		736.68
Bill	01/31/2017	170213	Ochelata Utility Auth...	Water bill for ...	2221 · Vendors	115.03		851.71
Bill	02/01/2017	170206	Velma Public Works...	Garbage for V...	2221 · Vendors	100.00		951.71
Bill	02/01/2017	170207	The Town of Grace...	January Colle...	2221 · Vendors	75.00		1,026.71
Bill	02/02/2017	Box 240	U S Postmaster	box rent	2221 · Vendors	116.00		1,142.71
Bill	02/10/2017	170216	Public Service Co.	Gracemont re...	2221 · Vendors	25.37		1,168.08
Bill	02/15/2017	170222	Cotton Electric Coop...	Electric bill for...	2221 · Vendors	79.76		1,247.84
Bill	02/16/2017	170307	Haskell County Wat...	Water bill for ...	2221 · Vendors	18.00		1,265.84
Bill	02/22/2017	170303	Public Service Co.	Electric bill for...	2221 · Vendors	37.71		1,303.55
Bill	02/22/2017	170303	Public Service Co.	Electric bill for...	2221 · Vendors	106.44		1,409.99
Bill	02/22/2017	170227	Oklahoma Natural G...	Gas bill for H...	2221 · Vendors	21.32		1,431.31
Bill	02/24/2017	170303	Public Service Co.	Electric bill for...	2221 · Vendors	79.19		1,510.50
Bill	02/24/2017	170228	Harmon Electric Ass...	Hollis rectifier	2221 · Vendors	136.67		1,647.17
Bill	02/28/2017	170302	Stephens Co. Rural ...	Water bill for ...	2221 · Vendors	35.00		1,682.17
Bill	03/01/2017	170307	The Town of Grace...	February Coll...	2221 · Vendors	75.00		1,757.17
Bill	03/01/2017	170320	Ochelata Utility Auth...	Water bill for ...	2221 · Vendors	325.77		2,082.94
Bill	03/01/2017	170320	Velma Public Works...	Garbage for V...	2221 · Vendors	107.00		2,189.94

Navitas Utility Corporation
General Ledger
As of December 31, 2017

Type	Date	Num	Name	Memo	Split	Debit	Credit	Balance
Bill	03/13/2017	170321	Public Service Co.	Gracemont re...	2221 · Vendors	25.87		2,215.81
Bill	03/15/2017	170321	Cotton Electric Coop...	Electric bill for...	2221 · Vendors	67.41		2,283.22
Bill	03/15/2017	170404	Haskell County Wat...	Water bill for ...	2221 · Vendors	19.80		2,303.02
Bill	03/21/2017	170404	Stephens Co. Rural ...	Water bill for ...	2221 · Vendors	35.00		2,338.02
Bill	03/23/2017	170328	Public Service Co.	Electric bill for...	2221 · Vendors	115.66		2,453.68
Bill	03/23/2017	170328	Public Service Co.	Electric bill for...	2221 · Vendors	37.71		2,491.39
Bill	03/23/2017	170328	Oklahoma Natural G...	Gas bill for H...	2221 · Vendors	21.32		2,512.71
Bill	03/24/2017	170328	Harmon Electric Ass...	Hollis rectifier	2221 · Vendors	127.63		2,640.34
Bill	03/27/2017	170331	Public Service Co.	Electric bill for...	2221 · Vendors	81.35		2,721.69
Bill	04/01/2017	170404	Velma Public Works...	Garbage for V...	2221 · Vendors	107.00		2,828.69
Bill	04/01/2017	170412	Ochelata Utility Auth...	Water bill for ...	2221 · Vendors	150.05		2,978.74
Bill	04/11/2017	170418	Public Service Co.	Gracemont re...	2221 · Vendors	25.64		3,004.38
Bill	04/15/2017	170421	Cotton Electric Coop...	Electric bill for...	2221 · Vendors	59.13		3,063.51
Bill	04/17/2017	170502	Haskell County Wat...	Water bill for ...	2221 · Vendors	18.00		3,081.51
Bill	04/21/2017	170502	Public Service Co.	Electric bill for...	2221 · Vendors	37.71		3,119.22
Bill	04/21/2017	170502	Public Service Co.	Electric bill for...	2221 · Vendors	82.18		3,201.40
Bill	04/21/2017	170502	Oklahoma Natural G...	Gas bill for H...	2221 · Vendors	21.32		3,222.72
Bill	04/24/2017	170502	Harmon Electric Ass...	Hollis rectifier	2221 · Vendors	132.77		3,355.49
Bill	04/25/2017	170502	Public Service Co.	Electric bill for...	2221 · Vendors	76.28		3,431.77
Bill	04/28/2017	170502	Stephens Co. Rural ...	Water bill for ...	2221 · Vendors	35.00		3,466.77
Bill	05/01/2017	170428	Velma Public Works...	Garbage for V...	2221 · Vendors	93.00		3,559.77
Bill	05/01/2017	170502	Ochelata Utility Auth...	Water bill for ...	2221 · Vendors	142.05		3,701.82
Bill	05/10/2017	170515	Public Service Co.	Gracemont re...	2221 · Vendors	26.00		3,727.82
Bill	05/15/2017	170518	Cotton Electric Coop...	Electric bill for...	2221 · Vendors	56.90		3,784.72
Bill	05/16/2017	170518	The Town of Grace...	March & April ...	2221 · Vendors	150.00		3,934.72
Bill	05/16/2017	170601	Haskell County Wat...	Water bill for ...	2221 · Vendors	18.00		3,952.72
Bill	05/22/2017	170526	Public Service Co.	Electric bill for...	2221 · Vendors	37.71		3,990.43
Bill	05/22/2017	170526	Public Service Co.	Electric bill for...	2221 · Vendors	122.69		4,113.12
Bill	05/22/2017	170526	Oklahoma Natural G...	Gas bill for H...	2221 · Vendors	21.32		4,134.44
Bill	05/24/2017	170530	Harmon Electric Ass...	Hollis rectifier	2221 · Vendors	157.79		4,292.23
Bill	05/24/2017	170601	Public Service Co.	Electric bill for...	2221 · Vendors	84.46		4,376.69
Bill	05/31/2017	170605	Stephens Co. Rural ...	Water bill for ...	2221 · Vendors	35.00		4,411.69
Bill	06/01/2017	170605	Velma Public Works...	Garbage for V...	2221 · Vendors	100.00		4,511.69
Bill	06/01/2017	170605	Ochelata Utility Auth...	Water bill for ...	2221 · Vendors	150.05		4,661.74
Bill	06/02/2017	170605	The Town of Grace...	May Collections	2221 · Vendors	75.00		4,736.74
Bill	06/09/2017	170616	Public Service Co.	Gracemont re...	2221 · Vendors	26.43		4,763.17
Bill	06/15/2017	170620	Cotton Electric Coop...	Electric bill for...	2221 · Vendors	89.38		4,852.55
Bill	06/16/2017	170706	Haskell County Wat...	Water bill for ...	2221 · Vendors	18.00		4,870.55
Bill	06/21/2017	170626	Public Service Co.	Electric bill for...	2221 · Vendors	37.71		4,908.26
Bill	06/21/2017	170626	Public Service Co.	Electric bill for...	2221 · Vendors	135.16		5,043.42
Bill	06/21/2017	170626	Oklahoma Natural G...	Gas bill for H...	2221 · Vendors	21.32		5,064.74
Bill	06/23/2017	170629	Harmon Electric Ass...	Hollis rectifier	2221 · Vendors	159.77		5,224.51
Bill	06/23/2017	170629	Public Service Co.	Electric bill for...	2221 · Vendors	121.13		5,345.64
Bill	06/30/2017	170706	Stephens Co. Rural ...	Water bill for ...	2221 · Vendors	35.00		5,380.64
Bill	07/01/2017	170706	Ochelata Utility Auth...	Water bill for ...	2221 · Vendors	138.85		5,519.49
Bill	07/01/2017	170706	Velma Public Works...	Garbage for V...	2221 · Vendors	100.00		5,619.49
Bill	07/05/2017	170707	The Town of Grace...	June Collectio...	2221 · Vendors	75.00		5,694.49
Bill	07/06/2017	170713	Northfork Electric C...	Electric meter...	2221 · Vendors	47.56		5,742.05
Bill	07/10/2017	170717	Public Service Co.	Electric bill for...	2221 · Vendors	7.30		5,749.35

Navitas Utility Corporation
General Ledger
As of December 31, 2017

Type	Date	Num	Name	Memo	Split	Debit	Credit	Balance
Bill	07/11/2017	170718	Public Service Co.	Gracemont re...	2221 · Vendors	53.18		5,802.53
Bill	07/15/2017	170718	Cotton Electric Coop...	Electric bill for...	2221 · Vendors	145.31		5,947.84
Bill	07/18/2017	170801	Haskell County Wat...	Water bill for ...	2221 · Vendors	18.00		5,965.84
Bill	07/21/2017	170727	Public Service Co.	Electric bill for...	2221 · Vendors	141.13		6,106.97
Bill	07/21/2017	170727	Public Service Co.	Electric bill for...	2221 · Vendors	37.46		6,144.43
Bill	07/24/2017	170731	Oklahoma Natural G...	Gas bill for H...	2221 · Vendors	21.32		6,165.75
Bill	07/24/2017	170731	Harmon Electric Ass...	Hollis rectifier	2221 · Vendors	141.60		6,307.35
Bill	07/25/2017	170731	Public Service Co.	Electric bill for...	2221 · Vendors	155.53		6,462.88
Bill	07/30/2017	170802	Stephens Co. Rural ...	Water bill for ...	2221 · Vendors	35.00		6,497.88
Bill	07/31/2017	38525...	Spring House Water...	Bottled water ...	2221 · Vendors	67.41		6,565.29
Bill	08/01/2017	170801	Ochelata Utility Auth...	Water bill for ...	2221 · Vendors	123.25		6,688.54
Bill	08/01/2017	170809	Velma Public Works...	Garbage for V...	2221 · Vendors	100.00		6,788.54
Bill	08/02/2017	170809	The Town of Grace...	July Collections	2221 · Vendors	75.00		6,863.54
Bill	08/04/2017	170811	Northfork Electric C...	Electric meter...	2221 · Vendors	48.21		6,911.75
Bill	08/09/2017	170814	Public Service Co.	Electric bill for...	2221 · Vendors	37.29		6,949.04
General Journal	08/15/2017	21949	Cotton Electric Coop...	Capital credit ...	1107 · Checkin...		17.95	6,931.09
Bill	08/15/2017	170822	Cotton Electric Coop...	Electric bill for...	2221 · Vendors	175.74		7,106.83
Bill	08/17/2017	170901	Haskell County Wat...	Water bill for ...	2221 · Vendors	18.00		7,124.83
Bill	08/21/2017	170825	Public Service Co.	Electric bill for...	2221 · Vendors	37.46		7,162.29
Bill	08/21/2017	170825	Public Service Co.	Electric bill for...	2221 · Vendors	154.89		7,317.18
Bill	08/22/2017	170829	Oklahoma Natural G...	Gas bill for H...	2221 · Vendors	21.64		7,338.82
Bill	08/23/2017	170829	Public Service Co.	Electric bill for...	2221 · Vendors	136.07		7,474.89
Bill	08/24/2017	170829	Harmon Electric Ass...	Hollis rectifier	2221 · Vendors	141.70		7,616.59
Bill	08/30/2017	170905	Stephens Co. Rural ...	Water bill for ...	2221 · Vendors	35.00		7,651.59
Bill	09/01/2017	170901	Ochelata Utility Auth...	Water bill for ...	2221 · Vendors	134.28		7,785.87
Bill	09/01/2017	170901	Velma Public Works...	Garbage for V...	2221 · Vendors	100.00		7,885.87
Bill	09/05/2017	170908	The Town of Grace...	August Collec...	2221 · Vendors	75.00		7,960.87
Bill	09/07/2017	170912	Public Service Co.	Electric bill for...	2221 · Vendors	37.93		7,998.80
Bill	09/08/2017	170914	Public Service Co.	Gracemont re...	2221 · Vendors	24.62		8,023.42
Bill	09/08/2017	170914	Northfork Electric C...	Electric meter...	2221 · Vendors	47.44		8,070.86
Bill	09/15/2017	170918	Cotton Electric Coop...	Electric bill for...	2221 · Vendors	118.43		8,189.29
Bill	09/18/2017	171001	Haskell County Wat...	Water bill for ...	2221 · Vendors	18.00		8,207.29
Bill	09/20/2017	170926	Public Service Co.	Electric bill for...	2221 · Vendors	37.46		8,244.75
Bill	09/20/2017	170926	Public Service Co.	Electric bill for...	2221 · Vendors	145.25		8,390.00
Bill	09/22/2017	171002	Public Service Co.	Electric bill for...	2221 · Vendors	121.54		8,511.54
Bill	09/22/2017	171002	Oklahoma Natural G...	Gas bill for H...	2221 · Vendors	21.23		8,532.77
Bill	09/25/2017	171002	Harmon Electric Ass...	Hollis rectifier	2221 · Vendors	143.16		8,675.93
Bill	09/30/2017	171004	Stephens Co. Rural ...	Water bill for ...	2221 · Vendors	36.75		8,712.68
Bill	10/01/2017	171001	Ochelata Utility Auth...	Water bill for ...	2221 · Vendors	123.25		8,835.93
Bill	10/01/2017	171001	Velma Public Works...	Garbage for V...	2221 · Vendors	100.00		8,935.93
Bill	10/03/2017	171010	Northfork Electric C...	Electric meter...	2221 · Vendors	46.12		8,982.05
Bill	10/05/2017	171011	The Town of Grace...	September C...	2221 · Vendors	75.00		9,057.05
Bill	10/06/2017	171018	Public Service Co.	Electric bill for...	2221 · Vendors	37.29		9,094.34
Bill	10/09/2017	171016	Public Service Co.	Gracemont re...	2221 · Vendors	26.07		9,120.41
Bill	10/15/2017	171023	Cotton Electric Coop...	Electric bill for...	2221 · Vendors	96.09		9,216.50
Bill	10/16/2017	171030	Haskell County Wat...	Water bill for ...	2221 · Vendors	19.80		9,236.30
Bill	10/19/2017	171025	Public Service Co.	Electric bill for...	2221 · Vendors	140.33		9,376.63
Bill	10/19/2017	171025	Public Service Co.	Electric bill for...	2221 · Vendors	37.46		9,414.09
Bill	10/23/2017	171027	Oklahoma Natural G...	Gas bill for H...	2221 · Vendors	21.55		9,435.64

Navitas Utility Corporation
General Ledger
As of December 31, 2017

Type	Date	Num	Name	Memo	Split	Debit	Credit	Balance
Bill	10/23/2017	171027	Public Service Co.	Electric bill for...	2221 · Vendors	103.50		9,539.14
Bill	10/24/2017	171107	Harmon Electric Ass...	Hollis rectifier	2221 · Vendors	148.04		9,687.18
Bill	10/30/2017	171103	Stephens Co. Rural ...	Water bill for ...	2221 · Vendors	35.00		9,722.18
Bill	11/01/2017	171030	Velma Public Works...	Garbage for V...	2221 · Vendors	107.00		9,829.18
Bill	11/01/2017	171030	Ochelata Utility Auth...	Water bill for ...	2221 · Vendors	134.28		9,963.46
Bill	11/01/2017	171102	The Town of Grace...	October Colle...	2221 · Vendors	75.00		10,038.46
Bill	11/01/2017	38970...	Spring House Water...	Bottled water ...	2221 · Vendors	69.24		10,107.70
Bill	11/06/2017	171110	Public Service Co.	Electric bill for...	2221 · Vendors	44.22		10,151.92
Bill	11/07/2017	171113	Public Service Co.	Gracemont re...	2221 · Vendors	29.55		10,181.47
Bill	11/07/2017	171113	Northfork Electric C...	Electric meter...	2221 · Vendors	46.88		10,228.35
Bill	11/15/2017	171130	Cotton Electric Coop...	Electric bill for...	2221 · Vendors	70.33		10,298.68
Bill	11/15/2017	171201	Haskell County Wat...	Water bill for ...	2221 · Vendors	18.00		10,316.68
Bill	11/17/2017	171130	Public Service Co.	Electric bill for...	2221 · Vendors	44.43		10,361.11
Bill	11/17/2017	171130	Public Service Co.	Electric bill for...	2221 · Vendors	114.84		10,475.95
Bill	11/21/2017	171130	Public Service Co.	Electric bill for...	2221 · Vendors	93.60		10,569.55
Bill	11/22/2017	171130	Oklahoma Natural G...	Gas bill for H...	2221 · Vendors	21.55		10,591.10
Bill	11/27/2017	171201	Harmon Electric Ass...	Hollis rectifier	2221 · Vendors	159.98		10,751.08
Bill	11/30/2017	171204	Stephens Co. Rural ...	Water bill for ...	2221 · Vendors	35.00		10,786.08
Bill	12/01/2017	171204	Ochelata Utility Auth...	Water bill for ...	2221 · Vendors	123.25		10,909.33
Bill	12/01/2017	171104	Velma Public Works...	Garbage for V...	2221 · Vendors	93.00		11,002.33
Bill	12/01/2017	171208	The Town of Grace...	November Co...	2221 · Vendors	75.00		11,077.33
Bill	12/07/2017	171218	Public Service Co.	Electric bill for...	2221 · Vendors	44.88		11,122.21
Bill	12/08/2017	171215	Public Service Co.	Gracemont re...	2221 · Vendors	29.90		11,152.11
Bill	12/08/2017	171211	Northfork Electric C...	Electric meter...	2221 · Vendors	48.17		11,200.28
Bill	12/15/2017	171220	Cotton Electric Coop...	Electric bill for...	2221 · Vendors	62.62		11,262.90
Bill	12/18/2017	180103	Haskell County Wat...	Water bill for ...	2221 · Vendors	18.00		11,280.90
Bill	12/20/2017	171229	Public Service Co.	Electric bill for...	2221 · Vendors	153.04		11,433.94
Bill	12/20/2017	171229	Public Service Co.	Electric bill for...	2221 · Vendors	44.43		11,478.37
Bill	12/22/2017	180103	Oklahoma Natural G...	Gas bill for H...	2221 · Vendors	21.23		11,499.60
Bill	12/26/2017	180103	Public Service Co.	Electric bill for...	2221 · Vendors	97.09		11,596.69
Bill	12/27/2017	180103	Harmon Electric Ass...	Hollis rectifier	2221 · Vendors	134.58		11,731.27
Bill	12/29/2017	180105	Ochelata Utility Auth...	Water bill for ...	2221 · Vendors	134.28		11,865.55
Bill	12/31/2017	180129	Stephens Co. Rural ...	Water bill for ...	2221 · Vendors	38.59		11,904.14
Total 903.46 · Customer Records OK						11,922.09	17.95	11,904.14
903 · Customer Records & Collection - Other								0.00
Bill	04/03/2017	rt1704...	Continental Utility S...	2 Concurrent ...	2221 · Vendors	0.00		0.00
Bill	04/18/2017	M14057	Continental Utility S...	Annual maint...	2221 · Vendors	5,214.00		5,214.00
Total 903 · Customer Records & Collection - Other						5,214.00	0.00	5,214.00
Total 903 · Customer Records & Collection						74,954.43	270.91	74,683.52
904 · Bad Debt								0.00
6495 · Bad debt								0.00
Total 6495 · Bad debt								0.00

Navitas Utility Corporation
General Ledger
As of December 31, 2017

Type	Date	Num	Name	Memo	Split	Debit	Credit	Balance
904 · Bad Debt - Other								0.00
Total 904 · Bad Debt - Other								0.00
Total 904 · Bad Debt								0.00
908 · Customer Assistance								0.00
908.15 · Customer Assistance KY								0.00
Total 908.15 · Customer Assistance KY								0.00
908.16 · Customer Assistance TN								0.00
Total 908.16 · Customer Assistance TN								0.00
908.46 · Customer Assistance OK								0.00
General Journal	01/06/2017	170111		PL, TF, AR	5100 · Services	3,836.78		3,836.78
General Journal	01/20/2017	170125		PL, TF, AR	5100 · Services	3,835.10		7,671.88
General Journal	02/03/2017	170208		PL, TF, AR	5100 · Services	3,834.49		11,506.37
General Journal	02/16/2017	170222		PL, TF, AR	5100 · Services	3,831.50		15,337.87
General Journal	03/03/2017	170308		PL, TF, AR	5100 · Services	3,823.73		19,161.60
General Journal	03/17/2017	170322		PL, TF, AR	5100 · Services	3,843.21		23,004.81
General Journal	03/31/2017	170405		PL, TF, AR	5100 · Services	3,787.99		26,792.80
General Journal	04/17/2017	170419		PL, TF, AR	5100 · Services	3,834.78		30,627.58
General Journal	04/28/2017	170503		PL, TF, AR	5100 · Services	3,808.07		34,435.65
General Journal	05/12/2017	170517		PL, TF, AR	5100 · Services	3,780.71		38,216.36
General Journal	05/26/2017	170531		PL, TF, AR	5100 · Services	3,836.05		42,052.41
General Journal	06/09/2017	170614		PL, TF, AR	5100 · Services	3,777.85		45,830.26
General Journal	06/23/2017	170628		PL, TF, AR	5100 · Services	3,823.56		49,653.82
General Journal	07/07/2017	170712		PL, TF, AR	5100 · Services	5,337.06		54,990.88
General Journal	07/21/2017	170726		PL, TF, AR	5100 · Services	3,965.77		58,956.65
General Journal	08/04/2017	170809		PL, TF, AR	5100 · Services	3,863.34		62,819.99
General Journal	08/18/2017	170823		PL, TF, AR	5100 · Services	3,862.32		66,682.31
General Journal	09/01/2017	170906		PL, TF, AR	5100 · Services	3,884.05		70,566.36
General Journal	09/15/2017	170920		PL, TF, AR	5100 · Services	3,900.45		74,466.81
General Journal	09/29/2017	171004		PL, TF, AR	5100 · Services	4,352.12		78,818.93
General Journal	10/13/2017	171018		PL, TF, AR	5100 · Services	3,886.89		82,705.82
General Journal	10/27/2017	171101		PL, TF, AR	5100 · Services	3,913.19		86,619.01
General Journal	11/10/2017	171115		PL, TF, AR	5100 · Services	3,905.94		90,524.95
General Journal	11/27/2017	171129		PL, TF, AR	5100 · Services	3,888.70		94,413.65
General Journal	12/08/2017	17123...		PL, TF, AR	5100 · Services	3,957.40		98,371.05
General Journal	12/22/2017	171227		PL, TF, AR	5100 · Services	5,688.18		104,059.23
Total 908.46 · Customer Assistance OK						104,059.23	0.00	104,059.23

Navitas Utility Corporation
General Ledger
As of December 31, 2017

Type	Date	Num	Name	Memo	Split	Debit	Credit	Balance
908 · Customer Assistance - Other								0.00
General Journal	01/06/2017	170111		KC, TK, VK, SY	5100 · Services	4,924.18		4,924.18
General Journal	01/20/2017	170125		KC, TK, VK, SY	5100 · Services	4,540.92		9,465.10
General Journal	02/03/2017	170208		KC, TK, VK, SY	5100 · Services	4,885.57		14,350.67
General Journal	02/16/2017	170222		KC, TK, VK, SY	5100 · Services	4,881.75		19,232.42
General Journal	03/03/2017	170308		KC, TK, VK, SY	5100 · Services	4,871.87		24,104.29
General Journal	03/17/2017	170322		KC, TK, VK, SY	5100 · Services	4,865.62		28,969.91
General Journal	03/31/2017	170405		KC, TK, VK, SY	5100 · Services	4,685.66		33,655.57
General Journal	04/17/2017	170419		KC, TK, VK, SY	5100 · Services	4,862.89		38,518.46
General Journal	04/28/2017	170503		KC, TK, VK, SY	5100 · Services	4,818.37		43,336.83
General Journal	05/12/2017	170517		KC, TK, VK, SY	5100 · Services	4,826.57		48,163.40
General Journal	05/26/2017	170531		KC, TK, VK, SY	5100 · Services	4,844.37		53,007.77
General Journal	06/09/2017	170614		KC, TK, VK, SY	5100 · Services	4,844.33		57,852.10
General Journal	06/23/2017	170628		KC, TK, VK, SY	5100 · Services	4,498.57		62,350.67
General Journal	07/07/2017	170712		KC, TK, VK, SY	5100 · Services	6,917.42		69,268.09
General Journal	07/21/2017	170726		KC, TK, VK, SY	5100 · Services	4,931.14		74,199.23
General Journal	08/04/2017	170809		KC, TK, VK, SY	5100 · Services	4,928.49		79,127.72
General Journal	08/18/2017	170823		KC, TK, VK, SY	5100 · Services	4,949.72		84,077.44
General Journal	09/01/2017	170906		KC, TK, VK, SY	5100 · Services	4,945.79		89,023.23
General Journal	09/15/2017	170920		KC, TK, VK, SY	5100 · Services	4,601.65		93,624.88
General Journal	09/29/2017	171004		KC, TK, VK, SY	5100 · Services	4,628.82		98,253.70
General Journal	10/13/2017	171018		KC, TK, VK, SY	5100 · Services	4,949.41		103,203.11
General Journal	10/27/2017	171101		KC, TK, VK, SY	5100 · Services	4,951.32		108,154.43
General Journal	11/10/2017	171115		KC, TK, VK, SY	5100 · Services	4,973.67		113,128.10
General Journal	11/27/2017	171129		KC, TK, VK, SY	5100 · Services	4,427.77		117,555.87
General Journal	12/08/2017	17123...		KC, TK, VK, SY	5100 · Services	4,723.18		122,279.05
General Journal	12/22/2017	171227		KC, TK, VK, SY	5100 · Services	5,358.15		127,637.20
Total 908 · Customer Assistance - Other						127,637.20	0.00	127,637.20
Total 908 · Customer Assistance						231,696.43	0.00	231,696.43
909 · Info Advertising								0.00
6460 · Company promotions								0.00
Total 6460 · Company promotions								0.00
909 · Info Advertising - Other								0.00
Total 909 · Info Advertising - Other								0.00
Total 909 · Info Advertising								0.00

Navitas Utility Corporation
General Ledger
As of December 31, 2017

Type	Date	Num	Name	Memo	Split	Debit	Credit	Balance
920 · Administration & Gen Sales								0.00
Bill	01/03/2017	170103	Streetmaster, LLC	Irvine vehicle,...	2221 · Vendors	1,500.00		1,500.00
General Journal	01/06/2017	170111		CR	5100 · Services	1,888.21		3,388.21
General Journal	01/12/2017	170117		RV, TH, RM, ...	5100 · Services	30,488.98		33,877.19
Credit Card Charge	01/13/2017	170117	920 Administration ...	Supplies for C...	2282 · Thomas...	43.85		33,921.04
Credit Card Charge	01/13/2017	170117	920 Administration ...	Supplies for C...	2282 · Thomas...	29.48		33,950.52
General Journal	01/20/2017	170125		CR	5100 · Services	2,033.88		35,984.40
Credit Card Charge	01/27/2017	170202	920 Administration ...	Supplies CM ...	2282 · Thomas...	27.85		36,012.25
Credit Card Charge	01/27/2017	170202	920 Administration ...	Supplies CM ...	2282 · Thomas...	50.00		36,062.25
Credit Card Charge	01/30/2017	170210	920 Administration ...	Supplies for CM	2282 · Thomas...	250.00		36,312.25
General Journal	01/30/2017	170201		RV, TH, RM, ...	5100 · Services	30,025.10		66,337.35
Bill	01/31/2017	50	TDH Construction	Costa Mesa v...	2221 · Vendors	1,380.00		67,717.35
Bill	02/03/2017	170203	Streetmaster, LLC	Irvine vehicle,...	2221 · Vendors	1,500.00		69,217.35
General Journal	02/03/2017	170208		CR	5100 · Services	1,627.97		70,845.32
Credit Card Charge	02/09/2017	170210	920 Administration ...	Supplies for C...	2282 · Thomas...	80.65		70,925.97
General Journal	02/13/2017	170215		RV, TH, RM, ...	5100 · Services	29,796.83		100,722.80
Bill	02/14/2017	51	TDH Construction	Trip to Taxark...	2221 · Vendors	416.24		101,139.04
General Journal	02/16/2017	170222		CR	5100 · Services	1,643.58		102,782.62
Bill	02/22/2017	170222	Simon Leach	Servicse for C...	2221 · Vendors	500.00		103,282.62
Credit Card Charge	02/23/2017	170224	920 Administration ...	Flight to Dallas	2282 · Thomas...	824.40		104,107.02
General Journal	02/27/2017	170301		RV, TH, RM, ...	5100 · Services	29,642.23		133,749.25
Bill	02/28/2017	52	TDH Construction	Costa Mesa v...	2221 · Vendors	1,234.50		134,983.75
Bill	02/28/2017	52	TDH Construction	1 day in TX 2/...	2221 · Vendors	150.00		135,133.75
Bill	03/03/2017		Streetmaster, LLC	Irvine vehicle,...	2221 · Vendors	1,250.00		136,383.75
General Journal	03/03/2017	170308		CR	5100 · Services	1,617.79		138,001.54
General Journal	03/13/2017	170315		RV, TH, RM, ...	5100 · Services	29,642.23		167,643.77
General Journal	03/17/2017	170322		CR	5100 · Services	1,587.66		169,231.43
General Journal	03/29/2017	170331		RV, TH, RM, ...	5100 · Services	30,757.63		199,989.06
Bill	03/31/2017	53	TDH Construction	Costa Mesa v...	2221 · Vendors	780.00		200,769.06
General Journal	03/31/2017	170405		CR	5100 · Services	1,915.39		202,684.45
Bill	04/03/2017		Streetmaster, LLC	Irvine vehicle,...	2221 · Vendors	1,250.00		203,934.45
General Journal	04/12/2017	170415		RV, TH, RM, ...	5100 · Services	29,631.34		233,565.79
General Journal	04/17/2017	170419		CR	5100 · Services	1,622.89		235,188.68
General Journal	04/27/2017	170501		RV, TH, RM, ...	5100 · Services	30,742.17		265,930.85
General Journal	04/28/2017	170503		CR	5100 · Services	1,845.59		267,776.44
Bill	04/30/2017	54	TDH Construction	Costa Mesa v...	2221 · Vendors	1,380.00		269,156.44
Bill	05/03/2017		Streetmaster, LLC	Irvine vehicle,...	2221 · Vendors	1,250.00		270,406.44
General Journal	05/11/2017	170515		RV, TH, RM, ...	5100 · Services	29,626.82		300,033.26
General Journal	05/12/2017	170517		CR	5100 · Services	1,470.12		301,503.38
General Journal	05/26/2017	170531		CR	5100 · Services	1,651.18		303,154.56
General Journal	05/30/2017	170601		RV, TH, RM, ...	5100 · Services	29,626.82		332,781.38
Bill	05/31/2017	55	TDH Construction	Costa Mesa v...	2221 · Vendors	780.00		333,561.38
Bill	06/03/2017		Streetmaster, LLC	Irvine vehicle,...	2221 · Vendors	1,250.00		334,811.38
General Journal	06/09/2017	170614		CR	5100 · Services	1,921.43		336,732.81
General Journal	06/13/2017	170615		RV, TH, RM, ...	5100 · Services	29,626.82		366,359.63
Credit Card Charge	06/21/2017	170711	920 Administration ...	TH flight to FL	2282 · Thomas...	490.21		366,849.84
Credit Card Charge	06/22/2017	170710	920 Administration ...	Supplies for C...	2282 · Thomas...	79.15		366,928.99
General Journal	06/23/2017	170628		CR	5100 · Services	1,970.24		368,899.23
Credit Card Credit	06/25/2017	170711	920 Administration ...	TH flight to FL	2282 · Thomas...		9.72	368,889.51

Navitas Utility Corporation
General Ledger
As of December 31, 2017

Type	Date	Num	Name	Memo	Split	Debit	Credit	Balance
General Journal	06/28/2017	170630		RV, TH, RM, ...	5100 · Services	32,682.96		401,572.47
Bill	06/30/2017	56	TDH Construction	Costa Mesa v...	2221 · Vendors	930.00		402,502.47
Bill	07/03/2017		Streetmaster, LLC	Irvine vehicle,...	2221 · Vendors	1,250.00		403,752.47
General Journal	07/07/2017	170712		CR	5100 · Services	2,445.50		406,197.97
General Journal	07/14/2017	170715		RV, TH, RM, ...	5100 · Services	29,730.80		435,928.77
General Journal	07/21/2017	170726		CR	5100 · Services	2,011.46		437,940.23
Bill	07/26/2017	170726	TDH Construction	CA spare truc...	2221 · Vendors	327.20		438,267.43
General Journal	07/27/2017	170801		RV, TH, RM, ...	5100 · Services	29,730.80		467,998.23
Bill	07/31/2017	57	TDH Construction	Costa Mesa v...	2221 · Vendors	1,380.00		469,378.23
Bill	08/03/2017		Streetmaster, LLC	Irvine vehicle,...	2221 · Vendors	1,250.00		470,628.23
General Journal	08/04/2017	170809		CR	5100 · Services	2,112.90		472,741.13
General Journal	08/11/2017	170815		RV, TH, RM, ...	5100 · Services	29,730.80		502,471.93
General Journal	08/18/2017	170823		CR	5100 · Services	2,009.87		504,481.80
Bill	08/21/2017	170821	TDH Construction	4 Tires for F1...	2221 · Vendors	613.06		505,094.86
Bill	08/21/2017	170821	TDH Construction	Parts for F15...	2221 · Vendors	164.30		505,259.16
General Journal	08/30/2017	170901		RV, TH, RM, ...	5100 · Services	29,367.37		534,626.53
Bill	08/31/2017	58	TDH Construction	Costa Mesa v...	2221 · Vendors	1,380.00		536,006.53
General Journal	09/01/2017	170906		CR	5100 · Services	1,689.67		537,696.20
Bill	09/03/2017		Streetmaster, LLC	Irvine vehicle,...	2221 · Vendors	1,250.00		538,946.20
General Journal	09/13/2017	170915		RV, TH, RM, ...	5100 · Services	29,258.99		568,205.19
Credit Card Charge	09/14/2017	171012	920 Administration ...	TH flight to S...	2282 · Thomas...	168.98		568,374.17
General Journal	09/15/2017	170920		CR	5100 · Services	1,754.07		570,128.24
Credit Card Charge	09/19/2017	171005	920 Administration ...	rental car TH ...	2282 · Thomas...	71.99		570,200.23
Bill	09/20/2017	170921	5100 Noelle Ward	mileage for NW	2221 · Vendors	21.08		570,221.31
General Journal	09/28/2017	171001		RV, TH, RM, ...	5100 · Services	29,258.99		599,480.30
General Journal	09/29/2017	171004		CR	5100 · Services	1,759.69		601,239.99
Bill	09/30/2017	59	TDH Construction	Costa Mesa v...	2221 · Vendors	1,080.00		602,319.99
Bill	10/03/2017		Streetmaster, LLC	Irvine vehicle,...	2221 · Vendors	1,250.00		603,569.99
Credit Card Charge	10/04/2017	171005	920 Administration ...	Parts for CA s...	2282 · Thomas...	602.95		604,172.94
General Journal	10/12/2017	171015		RV, TH, RM, ...	5100 · Services	29,258.99		633,431.93
General Journal	10/13/2017	171018		CR	5100 · Services	1,633.97		635,065.90
Credit Card Charge	10/17/2017	171018	920 Administration ...	Flight to NW t...	2293 · Noelle ...	353.98		635,419.88
Credit Card Charge	10/17/2017	171018	920 Administration ...	Flight to NW t...	2293 · Noelle ...	247.98		635,667.86
Credit Card Charge	10/18/2017	171113	920 Administration ...	NW OK trip	2293 · Noelle ...	27.00		635,694.86
Credit Card Charge	10/23/2017	171026	920 Administration ...	NW OK trip	2293 · Noelle ...	20.26		635,715.12
Credit Card Charge	10/23/2017	171026	920 Administration ...	NW OK trip	2293 · Noelle ...	14.38		635,729.50
Credit Card Charge	10/24/2017	171026	920 Administration ...	NW OK trip	2293 · Noelle ...	27.58		635,757.08
Credit Card Charge	10/24/2017	171026	920 Administration ...	NW OK trip	2293 · Noelle ...	140.76		635,897.84
Bill	10/25/2017	171026	5100 Noelle Ward	OK trip expen...	2221 · Vendors	42.87		635,940.71
Credit Card Charge	10/25/2017	171026	920 Administration ...	NW OK trip	2293 · Noelle ...	204.30		636,145.01
Credit Card Charge	10/25/2017	171026	920 Administration ...	NW OK trip	2293 · Noelle ...	31.52		636,176.53
Credit Card Charge	10/25/2017	171026	920 Administration ...	NW OK trip	2293 · Noelle ...	192.45		636,368.98
General Journal	10/27/2017	171101		CR	5100 · Services	1,571.97		637,940.95
General Journal	10/30/2017	171101		RV, TH, RM, ...	5100 · Services	29,258.99		667,199.94
Bill	10/31/2017	60	TDH Construction	Costa Mesa v...	2221 · Vendors	1,380.00		668,579.94
Bill	11/03/2017		Streetmaster, LLC	Irvine vehicle,...	2221 · Vendors	1,250.00		669,829.94
General Journal	11/10/2017	171115		CR	5100 · Services	1,899.44		671,729.38
General Journal	11/13/2017	171115		RV, TH, RM, ...	5100 · Services	28,944.35		700,673.73
Credit Card Charge	11/16/2017	171201	920 Administration ...	food for TH	2282 · Thomas...	25.24		700,698.97

Navitas Utility Corporation
General Ledger
As of December 31, 2017

Type	Date	Num	Name	Memo	Split	Debit	Credit	Balance
Credit Card Charge	11/21/2017	171201	920 Administration ...	food for TH	2282 · Thomas...	46.79		700,745.76
General Journal	11/27/2017	171129		CR	5100 · Services	1,902.45		702,648.21
General Journal	11/29/2017	171201		RV, TH, RM, ...	5100 · Services	28,901.84		731,550.05
Bill	11/30/2017	61	TDH Construction	Costa Mesa v...	2221 · Vendors	1,080.00		732,630.05
Bill	12/03/2017		Streetmaster, LLC	Irvine vehicle,...	2221 · Vendors	1,250.00		733,880.05
General Journal	12/08/2017	17123...		CR	5100 · Services	1,951.50		735,831.55
General Journal	12/13/2017	171215		RV, TH, RM, ...	5100 · Services	28,901.84		764,733.39
General Journal	12/22/2017	171227		CR	5100 · Services	2,055.14		766,788.53
General Journal	12/27/2017	171231		RV, TH, RM, ...	5100 · Services	37,353.18		804,141.71
Bill	12/31/2017	62	TDH Construction	Costa Mesa v...	2221 · Vendors	630.00		804,771.71
Total 920 · Administration & Gen Sales						804,781.43	9.72	804,771.71
921 · Office Supplies								0.00
6100 · Gen exps								0.00
Total 6100 · Gen exps								0.00
6110 · Comm equip								0.00
Credit Card Charge	01/06/2017	170117	921 Office Supplies	Supplies for C...	2291 · Ross M...	22.11		22.11
Credit Card Charge	02/02/2017	170210	921 Office Supplies	Supplies for C...	2291 · Ross M...	29.86		51.97
Credit Card Charge	02/15/2017	170309	921 Office Supplies	cell phone	2285 · Jeff Fog...	59.81		111.78
Credit Card Charge	04/11/2017	170509	921 Office Supplies	Supplies for C...	2291 · Ross M...	35.30		147.08
Credit Card Charge	04/19/2017	170427	921 Office Supplies	Supplies for C...	2291 · Ross M...	13.54		160.62
Credit Card Charge	04/29/2017	170427	921 Office Supplies	Supplies for C...	2291 · Ross M...	13.02		173.64
Credit Card Charge	06/02/2017	170711	921 Office Supplies	Apple iphone	2288 · Kevin P...	113.99		287.63
Credit Card Charge	06/02/2017	170711	921 Office Supplies	Apple iphone	2288 · Kevin P...	117.05		404.68
Credit Card Charge	06/22/2017	170622	921 Office Supplies	Apple iphone	2283 · Steven ...	191.20		595.88
Credit Card Charge	06/22/2017	170622	921 Office Supplies	Apple iphone	2283 · Steven ...	113.99		709.87
Credit Card Credit	06/22/2017	170622	921 Office Supplies	Apple iphone	2283 · Steven ...		43.60	666.27
Credit Card Charge	06/26/2017	170629	921 Office Supplies	Supplies for CM	2291 · Ross M...	86.39		752.66
Credit Card Charge	07/08/2017	170811	921 Office Supplies	Supplies for C...	2291 · Ross M...	35.37		788.03
Credit Card Charge	07/10/2017	170811	921 Office Supplies	Supplies for C...	2291 · Ross M...	50.48		838.51
Credit Card Charge	07/10/2017	170811	921 Office Supplies	Supplies for C...	2291 · Ross M...	37.44		875.95
Credit Card Charge	07/11/2017	170711	921 Office Supplies	Supplies for C...	2291 · Ross M...	43.08		919.03
Bill	07/18/2017	97894...	Verizon Wireless	New Phones ...	2221 · Vendors	548.70		1,467.73
Credit Card Charge	07/21/2017	170814	921 Office Supplies	Supplies for E...	2288 · Kevin P...	162.54		1,630.27
Credit Card Charge	08/02/2017	170802	921 Office Supplies	Supplies for C...	2291 · Ross M...	31.30		1,661.57
Credit Card Charge	09/18/2017	170919	921 Office Supplies	Router for Eakly	2291 · Ross M...	68.71		1,730.28
Credit Card Charge	09/18/2017	170919	921 Office Supplies	Router repair ...	2291 · Ross M...	173.31		1,903.59
Credit Card Charge	09/28/2017	171005	921 Office Supplies	Supplies for E...	2291 · Ross M...	150.68		2,054.27
Credit Card Charge	09/28/2017	171005	921 Office Supplies	Supplies for E...	2291 · Ross M...	44.67		2,098.94
Credit Card Charge	10/11/2017	171012	921 Office Supplies	Supplies for E...	2291 · Ross M...	35.47		2,134.41
Credit Card Charge	10/11/2017	171012	921 Office Supplies	Supplies for E...	2291 · Ross M...	8.34		2,142.75
Credit Card Charge	11/10/2017	171110	921 Office Supplies	Battery Backu...	2291 · Ross M...	224.62		2,367.37
Credit Card Charge	12/06/2017	180118	921 Office Supplies	Supplies for C...	2291 · Ross M...	70.36		2,437.73
Credit Card Charge	12/09/2017	180118	921 Office Supplies	Supplies for C...	2291 · Ross M...	261.80		2,699.53
Credit Card Charge	12/15/2017	180118	921 Office Supplies	Supplies for C...	2291 · Ross M...	77.63		2,777.16
Credit Card Charge	12/15/2017	180118	921 Office Supplies	Supplies for C...	2291 · Ross M...	25.00		2,802.16
Credit Card Charge	12/16/2017	180118	921 Office Supplies	Supplies for C...	2291 · Ross M...	46.30		2,848.46

Navitas Utility Corporation
General Ledger
As of December 31, 2017

Type	Date	Num	Name	Memo	Split	Debit	Credit	Balance
Credit Card Charge	12/27/2017	171229	921 Office Supplies	Computer par...	2291 · Ross M...	140.02		2,988.48
Credit Card Charge	12/27/2017	171229	921 Office Supplies	Computer par...	2291 · Ross M...	150.84		3,139.32
Credit Card Charge	12/27/2017	171229	921 Office Supplies	Supplies for C...	2291 · Ross M...	31.70		3,171.02
Credit Card Charge	12/28/2017	180118	921 Office Supplies	Supplies for C...	2291 · Ross M...	51.94		3,222.96
Credit Card Charge	12/29/2017	180118	921 Office Supplies	Supplies for C...	2291 · Ross M...	328.98		3,551.94
Total 6110 · Comm equip						3,595.54	43.60	3,551.94
6120 · Comm serv								0.00
Bill	01/01/2017	10169...	X Stream Services	Telephone & i...	2221 · Vendors	387.11		387.11
Bill	01/01/2017	170109	Time Warner Cable	Internet for C...	2221 · Vendors	465.00		852.11
Bill	01/01/2017	170109	Time Warner Cable	Internet for C...	2221 · Vendors	859.84		1,711.95
Credit Card Charge	01/01/2017	170110	921 Office Supplies	Office 360	2291 · Ross M...	748.00		2,459.95
Credit Card Charge	01/02/2017	170210	921 Office Supplies	Office 360	2291 · Ross M...	176.00		2,635.95
Credit Card Charge	01/10/2017	170210	921 Office Supplies	Drop Cam	2291 · Ross M...	20.00		2,655.95
Credit Card Charge	01/11/2017	170211	921 Office Supplies	Dropbox	2291 · Ross M...	315.00		2,970.95
Credit Card Charge	01/20/2017	170210	921 Office Supplies	website	2291 · Ross M...	59.95		3,030.90
Bill	01/27/2017	30533...	DirecTV	Television for ...	2221 · Vendors	166.98		3,197.88
Bill	01/28/2017	30540...	DirecTV	Television for ...	2221 · Vendors	119.98		3,317.86
Bill	01/31/2017	1701-...	Battery Backup Pow...	VOIP telepho...	2221 · Vendors	564.22		3,882.08
Bill	02/01/2017	10171...	X Stream Services	Telephone & i...	2221 · Vendors	388.44		4,270.52
Credit Card Charge	02/01/2017	170210	921 Office Supplies	Office 360	2291 · Ross M...	176.00		4,446.52
Credit Card Charge	02/01/2017	170210	921 Office Supplies	Office 360	2291 · Ross M...	748.00		5,194.52
Bill	02/01/2017	170209	Time Warner Cable	Internet for C...	2221 · Vendors	465.00		5,659.52
Bill	02/01/2017	170209	Time Warner Cable	Internet for C...	2221 · Vendors	638.00		6,297.52
Credit Card Charge	02/06/2017	170208	921 Office Supplies	Quickbooks E...	2291 · Ross M...	2,369.42		8,666.94
Credit Card Charge	02/07/2017	170208	921 Office Supplies	Monitor for JS...	2291 · Ross M...	136.98		8,803.92
Credit Card Charge	02/10/2017	170309	921 Office Supplies	Drop Cam	2291 · Ross M...	20.00		8,823.92
Credit Card Charge	02/11/2017	170309	921 Office Supplies	Dropbox	2291 · Ross M...	315.00		9,138.92
Credit Card Charge	02/15/2017	170309	921 Office Supplies	Dropbox	2291 · Ross M...	12.86		9,151.78
Credit Card Charge	02/19/2017	170309	921 Office Supplies	website	2291 · Ross M...	59.95		9,211.73
Credit Card Charge	02/22/2017	170222	921 Office Supplies	Nest	2291 · Ross M...	268.30		9,480.03
Bill	02/27/2017	30778...	DirecTV	Television for ...	2221 · Vendors	166.98		9,647.01
Bill	02/28/2017	1702-...	Battery Backup Pow...	VOIP telepho...	2221 · Vendors	556.31		10,203.32
Bill	02/28/2017	30782...	DirecTV	Television for ...	2221 · Vendors	119.98		10,323.30
Bill	03/01/2017	10173...	X Stream Services	Telephone & i...	2221 · Vendors	384.80		10,708.10
Credit Card Charge	03/01/2017	170301	921 Office Supplies	Wifi Access p...	2291 · Ross M...	141.65		10,849.75
Bill	03/01/2017	170309	Time Warner Cable	Internet for C...	2221 · Vendors	710.16		11,559.91
Bill	03/01/2017	170309	Time Warner Cable	Internet for C...	2221 · Vendors	194.61		11,754.52
Credit Card Charge	03/04/2017	170410	921 Office Supplies	Office 360	2291 · Ross M...	176.00		11,930.52
Credit Card Charge	03/05/2017	170410	921 Office Supplies	Office 360	2291 · Ross M...	748.00		12,678.52
Credit Card Charge	03/05/2017	170411	921 Office Supplies	Supplies for C...	2291 · Ross M...	162.89		12,841.41
Credit Card Charge	03/05/2017	170411	921 Office Supplies	Supplies for C...	2291 · Ross M...	28.20		12,869.61
Credit Card Charge	03/10/2017	170411	921 Office Supplies	Drop Cam	2291 · Ross M...	20.00		12,889.61
Credit Card Charge	03/11/2017	170410	921 Office Supplies	Dropbox	2291 · Ross M...	330.00		13,219.61
Credit Card Charge	03/21/2017	170324	921 Office Supplies	website	2291 · Ross M...	59.95		13,279.56
Bill	03/27/2017	31017...	DirecTV	Television for ...	2221 · Vendors	166.98		13,446.54
Bill	03/28/2017	31023...	DirecTV	Television for ...	2221 · Vendors	124.23		13,570.77
Credit Card Charge	03/28/2017	170410	921 Office Supplies	Dropbox	2291 · Ross M...	6.77		13,577.54

Navitas Utility Corporation
General Ledger
As of December 31, 2017

Type	Date	Num	Name	Memo	Split	Debit	Credit	Balance
Bill	03/31/2017	1703-...	Battery Backup Pow...	VOIP telepho...	2221 · Vendors	560.50		14,138.04
Bill	04/01/2017	10175...	X Stream Services	Telephone & i...	2221 · Vendors	390.21		14,528.25
Bill	04/01/2017	170406	Time Warner Cable	Internet for C...	2221 · Vendors	290.42		14,818.67
Bill	04/01/2017	170406	Time Warner Cable	Internet for C...	2221 · Vendors	710.99		15,529.66
Credit Card Charge	04/01/2017	170509	921 Office Supplies	Office 360	2291 · Ross M...	1,118.86		16,648.52
Credit Card Charge	04/03/2017	170509	921 Office Supplies	Dropbox	2291 · Ross M...	19.35		16,667.87
Credit Card Charge	04/09/2017	170509	921 Office Supplies	Drop Cam	2291 · Ross M...	20.00		16,687.87
Credit Card Charge	04/10/2017	170412	921 Office Supplies	Supplies for C...	2291 · Ross M...	129.90		16,817.77
Credit Card Charge	04/11/2017	170509	921 Office Supplies	Dropbox	2291 · Ross M...	420.00		17,237.77
Credit Card Charge	04/20/2017	170420	921 Office Supplies	website	2291 · Ross M...	59.95		17,297.72
Credit Card Charge	04/23/2017	170509	921 Office Supplies	Office 360	2291 · Ross M...	765.03		18,062.75
Bill	04/27/2017	31261...	DirecTV	Television for ...	2221 · Vendors	166.98		18,229.73
Bill	04/28/2017	31265...	DirecTV	Television for ...	2221 · Vendors	119.98		18,349.71
Bill	04/30/2017	1704-...	Battery Backup Pow...	VOIP telepho...	2221 · Vendors	506.69		18,856.40
Bill	05/01/2017	10177...	X Stream Services	Telephone & i...	2221 · Vendors	384.18		19,240.58
Bill	05/01/2017	170508	Time Warner Cable	Internet for C...	2221 · Vendors	290.42		19,531.00
Bill	05/01/2017	170508	Time Warner Cable	Internet for C...	2221 · Vendors	709.97		20,240.97
Credit Card Charge	05/09/2017	170615	921 Office Supplies	Drop Cam	2291 · Ross M...	20.00		20,260.97
Credit Card Charge	05/11/2017	170615	921 Office Supplies	Dropbox	2291 · Ross M...	420.00		20,680.97
Credit Card Charge	05/20/2017	170526	921 Office Supplies	website	2291 · Ross M...	59.95		20,740.92
Credit Card Charge	05/23/2017	170615	921 Office Supplies	Office 360	2291 · Ross M...	792.00		21,532.92
Bill	05/27/2017	31500...	DirecTV	Television for ...	2221 · Vendors	93.98		21,626.90
Bill	05/31/2017	T1705...	Battery Backup Pow...	(4) Avira Serv...	2221 · Vendors	1,613.10		23,240.00
Bill	05/31/2017	1705-...	Battery Backup Pow...	VOIP telepho...	2221 · Vendors	539.79		23,779.79
Bill	06/01/2017	10179...	X Stream Services	Telephone & i...	2221 · Vendors	384.67		24,164.46
Bill	06/01/2017	170609	Time Warner Cable	Internet for C...	2221 · Vendors	708.77		24,873.23
Bill	06/01/2017	170609	Time Warner Cable	Internet for C...	2221 · Vendors	290.42		25,163.65
Credit Card Charge	06/05/2017	160605	921 Office Supplies	Dyn	2291 · Ross M...	160.00		25,323.65
Bill	06/05/2017	17060...	IT Management Sol...	Site hosting f...	2221 · Vendors	179.88		25,503.53
Credit Card Charge	06/09/2017	170711	921 Office Supplies	Drop Cam	2291 · Ross M...	20.00		25,523.53
Credit Card Charge	06/11/2017	170711	921 Office Supplies	Dropbox	2291 · Ross M...	420.00		25,943.53
Credit Card Charge	06/16/2017	170620	921 Office Supplies	website	2291 · Ross M...	49.00		25,992.53
Credit Card Charge	06/16/2017	170711	921 Office Supplies	website	2291 · Ross M...	49.00		26,041.53
Credit Card Charge	06/20/2017	170620	921 Office Supplies	website	2291 · Ross M...	59.95		26,101.48
Credit Card Charge	06/23/2017	170711	921 Office Supplies	Office 360	2291 · Ross M...	792.00		26,893.48
Bill	06/27/2017	31741...	DirecTV	Television for ...	2221 · Vendors	124.98		27,018.46
Bill	06/28/2017	31749...	DirecTV	Television for ...	2221 · Vendors	27.99		27,046.45
Bill	06/30/2017	1706-...	Battery Backup Pow...	VOIP telepho...	2221 · Vendors	490.23		27,536.68
Bill	07/01/2017	10181...	X Stream Services	Telephone & i...	2221 · Vendors	385.64		27,922.32
Bill	07/01/2017	170707	Time Warner Cable	Internet for C...	2221 · Vendors	290.40		28,212.72
Bill	07/01/2017	170710	Time Warner Cable	Internet for C...	2221 · Vendors	709.70		28,922.42
Credit Card Charge	07/10/2017	170811	921 Office Supplies	Drop Cam	2291 · Ross M...	20.00		28,942.42
Credit Card Charge	07/11/2017	170811	921 Office Supplies	Dropbox	2291 · Ross M...	420.00		29,362.42
Credit Card Charge	07/20/2017	170725	921 Office Supplies	website	2291 · Ross M...	59.95		29,422.37
Credit Card Charge	07/23/2017	170811	921 Office Supplies	Office 360	2291 · Ross M...	830.13		30,252.50
Bill	07/27/2017	31983...	DirecTV	Television for ...	2221 · Vendors	244.98		30,497.48
Bill	07/28/2017	31989...	DirecTV	Television for ...	2221 · Vendors	46.99		30,544.47
Bill	07/31/2017	1707-...	Battery Backup Pow...	VOIP telepho...	2221 · Vendors	459.61		31,004.08
Bill	08/01/2017	10183...	X Stream Services	Telephone & i...	2221 · Vendors	383.93		31,388.01

Navitas Utility Corporation
General Ledger
As of December 31, 2017

Type	Date	Num	Name	Memo	Split	Debit	Credit	Balance
Bill	08/01/2017	170810	Time Warner Cable	Internet for C...	2221 · Vendors	709.40		32,097.41
Credit Card Charge	08/03/2017	170911	921 Office Supplies	Intelius	2291 · Ross M...	4.95		32,102.36
Credit Card Charge	08/09/2017	170911	921 Office Supplies	Drop Cam	2291 · Ross M...	20.00		32,122.36
Credit Card Charge	08/11/2017	170911	921 Office Supplies	Dropbox	2291 · Ross M...	420.00		32,542.36
Credit Card Charge	08/20/2017	170822	921 Office Supplies	website	2291 · Ross M...	59.95		32,602.31
Credit Card Charge	08/22/2017	170824	921 Office Supplies	Aid4Mail Pro	2291 · Ross M...	59.95		32,662.26
Credit Card Charge	08/23/2017	170911	921 Office Supplies	Office 360	2291 · Ross M...	814.00		33,476.26
Bill	08/27/2017	32224...	DirecTV	Television for ...	2221 · Vendors	137.11		33,613.37
Bill	08/28/2017	32230...	DirecTV	Television for ...	2221 · Vendors	46.99		33,660.36
Bill	08/31/2017	1708-...	Battery Backup Pow...	VOIP telepho...	2221 · Vendors	465.45		34,125.81
Bill	09/01/2017	170908	Time Warner Cable	Internet for C...	2221 · Vendors	161.50		34,287.31
Bill	09/01/2017	170908	Time Warner Cable	Internet for C...	2221 · Vendors	709.37		34,996.68
Bill	09/01/2017	10185...	X Stream Services	Telephone & i...	2221 · Vendors	381.43		35,378.11
Credit Card Charge	09/09/2017	171012	921 Office Supplies	Drop Cam	2291 · Ross M...	20.00		35,398.11
Credit Card Charge	09/11/2017	171012	921 Office Supplies	Dropbox	2291 · Ross M...	420.00		35,818.11
Credit Card Charge	09/19/2017	170919	921 Office Supplies	website	2291 · Ross M...	59.95		35,878.06
Credit Card Charge	09/23/2017	171012	921 Office Supplies	Office 360	2291 · Ross M...	814.00		36,692.06
Bill	09/27/2017	32461...	DirecTV	Television for ...	2221 · Vendors	131.98		36,824.04
Bill	09/28/2017	32469...	DirecTV	Television for ...	2221 · Vendors	51.24		36,875.28
Bill	09/30/2017	1709-...	Battery Backup Pow...	VOIP telepho...	2221 · Vendors	459.73		37,335.01
Bill	10/01/2017	10187...	X Stream Services	Telephone & i...	2221 · Vendors	402.25		37,737.26
Bill	10/01/2017	171012	Time Warner Cable	Internet for C...	2221 · Vendors	290.49		38,027.75
Bill	10/01/2017	171012	Time Warner Cable	Internet for C...	2221 · Vendors	1,134.02		39,161.77
Credit Card Charge	10/09/2017	171025	921 Office Supplies	Drop Cam	2291 · Ross M...	20.00		39,181.77
Credit Card Charge	10/11/2017	171025	921 Office Supplies	Dropbox	2291 · Ross M...	420.00		39,601.77
Credit Card Charge	10/20/2017	171025	921 Office Supplies	website	2291 · Ross M...	59.95		39,661.72
Credit Card Charge	10/23/2017	171025	921 Office Supplies	Office 360	2291 · Ross M...	814.00		40,475.72
Bill	10/27/2017	32699...	DirecTV	Television for ...	2221 · Vendors	131.98		40,607.70
Bill	10/28/2017	32707...	DirecTV	Television for ...	2221 · Vendors	46.99		40,654.69
Bill	10/31/2017	1710-...	Battery Backup Pow...	VOIP telepho...	2221 · Vendors	562.09		41,216.78
Bill	11/01/2017	10189...	X Stream Services	Telephone & i...	2221 · Vendors	387.70		41,604.48
Bill	11/01/2017	171107	Time Warner Cable	Internet for C...	2221 · Vendors	290.49		41,894.97
Bill	11/01/2017	171109	Time Warner Cable	Internet for C...	2221 · Vendors	715.54		42,610.51
Credit Card Charge	11/09/2017	171212	921 Office Supplies	Drop Cam	2291 · Ross M...	20.00		42,630.51
Credit Card Charge	11/11/2017	171212	921 Office Supplies	Dropbox	2291 · Ross M...	420.00		43,050.51
Credit Card Charge	11/13/2017	171201	921 Office Supplies	Supplies for C...	2291 · Ross M...	2,009.08		45,059.59
Credit Card Charge	11/17/2017	171201	921 Office Supplies	software	2291 · Ross M...	29.00		45,088.59
Credit Card Charge	11/20/2017	171201	921 Office Supplies	website	2291 · Ross M...	59.95		45,148.54
Credit Card Charge	11/23/2017	171212	921 Office Supplies	Office 360	2291 · Ross M...	814.00		45,962.54
Credit Card Charge	11/25/2017	171212	921 Office Supplies	LogMeIn	2291 · Ross M...	899.99		46,862.53
Bill	11/27/2017	32933...	DirecTV	Television for ...	2221 · Vendors	131.98		46,994.51
Bill	11/28/2017	32941...	DirecTV	Television for ...	2221 · Vendors	46.99		47,041.50
Bill	11/30/2017	1711-...	Battery Backup Pow...	VOIP telepho...	2221 · Vendors	518.55		47,560.05
Bill	12/01/2017	10190...	X Stream Services	Telephone & i...	2221 · Vendors	386.51		47,946.56
Bill	12/01/2017	171211	Time Warner Cable	Internet for C...	2221 · Vendors	709.14		48,655.70
Bill	12/01/2017	171211	Time Warner Cable	Internet for C...	2221 · Vendors	290.49		48,946.19
Credit Card Charge	12/09/2017	180118	921 Office Supplies	Drop Cam	2291 · Ross M...	20.00		48,966.19
Credit Card Charge	12/11/2017	180118	921 Office Supplies	Dropbox	2291 · Ross M...	420.00		49,386.19
Credit Card Charge	12/20/2017	171222	921 Office Supplies	website	2291 · Ross M...	59.95		49,446.14

Navitas Utility Corporation
General Ledger
As of December 31, 2017

Type	Date	Num	Name	Memo	Split	Debit	Credit	Balance
Credit Card Charge	12/23/2017	180118	921 Office Supplies	Office 360	2291 · Ross M...	814.00		50,260.14
Bill	12/27/2017	33166...	DirecTV	Television for ...	2221 · Vendors	136.23		50,396.37
Bill	12/28/2017	33173...	DirecTV	Television for ...	2221 · Vendors	51.24		50,447.61
Bill	12/31/2017	1712-...	Battery Backup Pow...	VOIP telepho...	2221 · Vendors	511.35		50,958.96
Total 6120 · Comm serv						50,958.96	0.00	50,958.96
6140 · Office consumables								0.00
Credit Card Charge	01/04/2017	170117	921 Office Supplies	Supplies for C...	2293 · Noelle ...	485.48		485.48
Credit Card Charge	01/04/2017	170117	921 Office Supplies	Supplies for C...	2293 · Noelle ...	21.26		506.74
Bill	01/05/2017	32087...	Quill	Supplies for E...	2221 · Vendors	123.38		630.12
Bill	01/06/2017	32543...	Quill	Supplies for E...	2221 · Vendors	18.52		648.64
Credit Card Charge	01/09/2017	170117	921 Office Supplies	Supplies for C...	2293 · Noelle ...	28.67		677.31
Credit Card Charge	01/09/2017	170117	921 Office Supplies	Supplies for C...	2293 · Noelle ...	128.18		805.49
Credit Card Charge	01/11/2017	170117	921 Office Supplies	Supplies for C...	2293 · Noelle ...	32.63		838.12
Bill	01/14/2017	170114	TDH Construction	Supplies for C...	2221 · Vendors	109.98		948.10
Credit Card Charge	01/17/2017	170118	921 Office Supplies	Supplies for C...	2282 · Thomas...	8.11		956.21
Credit Card Charge	01/17/2017	170118	921 Office Supplies	Supplies for C...	2291 · Ross M...	95.26		1,051.47
Credit Card Charge	01/18/2017	170119	921 Office Supplies	Supplies for C...	2282 · Thomas...	10.35		1,061.82
Credit Card Charge	01/19/2017	170119	921 Office Supplies	Supplies for C...	2282 · Thomas...	30.79		1,092.61
Credit Card Charge	01/19/2017	170119	Dell	Supplies for C...	2293 · Noelle ...	234.87		1,327.48
Credit Card Charge	01/19/2017	170202	921 Office Supplies	Supplies for E...	2288 · Kevin P...	61.71		1,389.19
Bill	01/19/2017	170203	TDH Construction	Supplies for C...	2221 · Vendors	69.99		1,459.18
Credit Card Charge	01/20/2017	170120	921 Office Supplies	Supplies for C...	2293 · Noelle ...	28.00		1,487.18
Credit Card Charge	01/23/2017	170202	921 Office Supplies	Supplies for E...	2278 · Trenton...	19.53		1,506.71
Bill	01/23/2017	37511...	Quill	Supplies for E...	2221 · Vendors	240.34		1,747.05
Bill	01/24/2017	37624...	Quill	Supplies for E...	2221 · Vendors	14.53		1,761.58
Credit Card Charge	01/25/2017	170202	921 Office Supplies	Supplies CM ...	2293 · Noelle ...	104.96		1,866.54
Credit Card Charge	01/25/2017	170202	921 Office Supplies	Supplies CM ...	2293 · Noelle ...	56.23		1,922.77
Credit Card Charge	01/25/2017	170202	921 Office Supplies	Supplies CM ...	2293 · Noelle ...	21.54		1,944.31
Credit Card Charge	01/26/2017	170202	921 Office Supplies	Supplies for C...	2291 · Ross M...	125.85		2,070.16
Credit Card Charge	01/27/2017	170202	921 Office Supplies	Supplies CM ...	2293 · Noelle ...	16.15		2,086.31
Credit Card Charge	01/27/2017	170210	921 Office Supplies	Supplies for C...	2273 · Joseph ...	17.26		2,103.57
Credit Card Charge	01/30/2017	170202	921 Office Supplies	Supplies CM ...	2282 · Thomas...	21.49		2,125.06
Credit Card Charge	02/01/2017	170309	921 Office Supplies	Supplies for C...	2282 · Thomas...	255.00		2,380.06
Credit Card Charge	02/02/2017	170202	921 Office Supplies	Supplies for C...	2282 · Thomas...	17.55		2,397.61
Bill	02/02/2017	170202	The Country Conne...	renewal paper	2221 · Vendors	28.00		2,425.61
Credit Card Charge	02/05/2017	170208	921 Office Supplies	Supplies for C...	2282 · Thomas...	213.28		2,638.89
Credit Card Charge	02/06/2017	170208	921 Office Supplies	Supplies for C...	2282 · Thomas...	32.31		2,671.20
Credit Card Charge	02/06/2017	170208	921 Office Supplies	Supplies for C...	2282 · Thomas...	135.36		2,806.56
Credit Card Charge	02/08/2017	170210	921 Office Supplies	Supplies for C...	2293 · Noelle ...	12.95		2,819.51
Credit Card Charge	02/08/2017	170210	921 Office Supplies	Supplies for E...	2276 · Trenda ...	107.71		2,927.22
Credit Card Charge	02/08/2017	170309	921 Office Supplies	Supplies for C...	2291 · Ross M...	13.50		2,940.72
Credit Card Charge	02/09/2017	170213	921 Office Supplies	Supplies for C...	2291 · Ross M...	79.99		3,020.71
Credit Card Charge	02/10/2017	170210	921 Office Supplies	Supplies for C...	2293 · Noelle ...	23.94		3,044.65
Credit Card Charge	02/10/2017	170309	921 Office Supplies	Supplies for C...	2282 · Thomas...	11.57		3,056.22
Credit Card Charge	02/14/2017	170221	921 Office Supplies	Supplies for C...	2291 · Ross M...	97.73		3,153.95
Credit Card Charge	02/16/2017	170221	921 Office Supplies	Supplies for C...	2282 · Thomas...	8.36		3,162.31
Credit Card Charge	02/17/2017	170309	921 Office Supplies	Supplies for C...	2282 · Thomas...	58.21		3,220.52

Navitas Utility Corporation
General Ledger
As of December 31, 2017

Type	Date	Num	Name	Memo	Split	Debit	Credit	Balance
Credit Card Charge	02/20/2017	170221	921 Office Supplies	Supplies for C...	2293 · Noelle ...	102.47		3,322.99
Credit Card Charge	02/21/2017	170221	921 Office Supplies	Supplies for C...	2293 · Noelle ...	20.64		3,343.63
Credit Card Charge	02/21/2017	170222	921 Office Supplies	Suppleis for C...	2293 · Noelle ...	21.00		3,364.63
Credit Card Charge	02/21/2017	170222	921 Office Supplies	Supplies for C...	2282 · Thomas...	35.14		3,399.77
Credit Card Charge	02/22/2017	170224	921 Office Supplies	Supplies for E...	2286 · Darrel ...	43.29		3,443.06
Credit Card Charge	02/28/2017	170308	921 Office Supplies	Suppleis for C...	2293 · Noelle ...	37.69		3,480.75
Credit Card Charge	02/28/2017	170309	921 Office Supplies	Supplies for C...	2282 · Thomas...	33.79		3,514.54
Credit Card Charge	02/28/2017	170309	921 Office Supplies	Supplies for C...	2282 · Thomas...	2.97		3,517.51
Credit Card Charge	02/28/2017	170309	921 Office Supplies	Supplies for C...	2282 · Thomas...	8.04		3,525.55
Credit Card Charge	02/28/2017	170309	921 Office Supplies	Supplies for C...	2291 · Ross M...	21.06		3,546.61
Credit Card Charge	02/28/2017	170309	921 Office Supplies	Supplies for C...	2291 · Ross M...	17.82		3,564.43
Credit Card Charge	03/01/2017	170308	921 Office Supplies	Supplies for E...	2282 · Thomas...	9.61		3,574.04
Bill	03/01/2017	47671...	Quill	Supplies for E...	2221 · Vendors	16.98		3,591.02
Bill	03/01/2017	47688...	Quill	Supplies for E...	2221 · Vendors	24.38		3,615.40
Bill	03/01/2017	47689...	Quill	Supplies for E...	2221 · Vendors	35.96		3,651.36
Credit Card Charge	03/07/2017	170410	921 Office Supplies	Supplies for C...	2282 · Thomas...	11.83		3,663.19
Bill	03/08/2017	49792...	Quill	Supplies for E...	2221 · Vendors	176.56		3,839.75
Bill	03/08/2017	49796...	Quill	Supplies for E...	2221 · Vendors	157.37		3,997.12
Bill	03/08/2017	50047...	Quill	Supplies for E...	2221 · Vendors	45.72		4,042.84
Bill	03/08/2017	50139...	Quill	Supplies for E...	2221 · Vendors	16.34		4,059.18
Credit Card Charge	03/08/2017	170321	921 Office Supplies	Supplies for E...	2288 · Kevin P...	7.40		4,066.58
Credit Card Charge	03/08/2017	170410	921 Office Supplies	Supplies for C...	2282 · Thomas...	26.99		4,093.57
Bill	03/09/2017	10055	Dirt Road Graphics	Supplies for E...	2221 · Vendors	518.98		4,612.55
Credit Card Charge	03/09/2017	170309	921 Office Supplies	Supplies for C...	2293 · Noelle ...	38.75		4,651.30
Credit Card Charge	03/09/2017	170309	921 Office Supplies	Supplies for C...	2293 · Noelle ...	7.52		4,658.82
Bill	03/09/2017	50253...	Quill	Supplies for E...	2221 · Vendors	26.15		4,684.97
General Journal	03/15/2017	170315		SY Reimburs...	1183 · Cash Dr...		26.00	4,658.97
Credit Card Charge	03/16/2017	170324	921 Office Supplies	Supplies for C...	2293 · Noelle ...	114.63		4,773.60
Credit Card Charge	03/21/2017	170324	921 Office Supplies	Supplies for C...	2293 · Noelle ...	15.75		4,789.35
Credit Card Charge	03/21/2017	170324	921 Office Supplies	Supplies for C...	2282 · Thomas...	18.64		4,807.99
Credit Card Charge	03/21/2017	170324	921 Office Supplies	Supplies for C...	2291 · Ross M...	73.50		4,881.49
Credit Card Charge	03/21/2017	170324	921 Office Supplies	Supplies for E...	2276 · Trenda ...	20.30		4,901.79
Check	03/22/2017	CASH	921 Office Supplies	Supplies for E...	1183 · Cash Dr...	15.46		4,917.25
Credit Card Charge	03/23/2017	170324	921 Office Supplies	Supplies for C...	2293 · Noelle ...	13.97		4,931.22
Credit Card Charge	03/23/2017	170324	921 Office Supplies	Supplies for C...	2282 · Thomas...	23.66		4,954.88
Bill	03/27/2017	54933...	Quill	Supplies for E...	2221 · Vendors	443.57		5,398.45
Credit Card Charge	03/27/2017	170321	921 Office Supplies	Supplies for E...	2288 · Kevin P...	79.60		5,478.05
Check	03/30/2017	CASH	921 Office Supplies	Supplies for E...	1183 · Cash Dr...	5.00		5,483.05
Credit Card Charge	03/30/2017	170410	921 Office Supplies	Supplies for E...	2276 · Trenda ...	61.04		5,544.09
Credit Card Charge	03/30/2017	170410	921 Office Supplies	Supplies for C...	2282 · Thomas...	21.54		5,565.63
Credit Card Charge	03/31/2017	170410	921 Office Supplies	Supplies for C...	2293 · Noelle ...	432.96		5,998.59
Credit Card Charge	04/03/2017	170410	921 Office Supplies	Supplies for C...	2293 · Noelle ...	178.19		6,176.78
Credit Card Charge	04/07/2017	170509	921 Office Supplies	Supplies for C...	2282 · Thomas...	59.25		6,236.03
Credit Card Charge	04/11/2017	170411	921 Office Supplies	Supplies for E...	2288 · Kevin P...	98.03		6,334.06
Credit Card Charge	04/11/2017	170412	921 Office Supplies	Supplies for C...	2293 · Noelle ...	70.56		6,404.62
Credit Card Charge	04/17/2017	170419	921 Office Supplies	Supplies for C...	2293 · Noelle ...	28.65		6,433.27
Credit Card Charge	04/20/2017	170421	921 Office Supplies	Suppleis for C...	2293 · Noelle ...	12.69		6,445.96
Credit Card Charge	04/20/2017	170421	921 Office Supplies	Suppleis for C...	2293 · Noelle ...	82.58		6,528.54
Credit Card Charge	04/20/2017	170509	921 Office Supplies	Supplies for C...	2293 · Noelle ...	26.87		6,555.41

Navitas Utility Corporation
General Ledger
As of December 31, 2017

Type	Date	Num	Name	Memo	Split	Debit	Credit	Balance
Bill	04/25/2017	62813...	Quill	Supplies for E...	2221 · Vendors	185.61		6,741.02
Credit Card Charge	04/28/2017	170505	921 Office Supplies	Supplies for C...	2293 · Noelle ...	28.02		6,769.04
Credit Card Charge	05/01/2017	170509	921 Office Supplies	Supplies for C...	2282 · Thomas...	119.85		6,888.89
Credit Card Charge	05/04/2017	170505	921 Office Supplies	Supplies for C...	2293 · Noelle ...	16.47		6,905.36
Credit Card Charge	05/05/2017	170505	921 Office Supplies	Supplies for C...	2293 · Noelle ...	21.28		6,926.64
Credit Card Charge	05/08/2017	170508	921 Office Supplies	Supplies for C...	2293 · Noelle ...	71.31		6,997.95
Credit Card Charge	05/08/2017	170509	921 Office Supplies	Supplies for E...	2286 · Darrel ...	48.11		7,046.06
Credit Card Charge	05/09/2017	170512	921 Office Supplies	Supplies for E...	2276 · Trenda ...	38.14		7,084.20
Credit Card Charge	05/10/2017	170510	921 Office Supplies	Supplies for C...	2282 · Thomas...	54.95		7,139.15
Credit Card Charge	05/13/2017	170515	921 Office Supplies	Supplies for E...	2276 · Trenda ...	29.43		7,168.58
Credit Card Charge	05/19/2017	170519	921 Office Supplies	Supplies for C...	2293 · Noelle ...	12.69		7,181.27
Credit Card Charge	05/19/2017	170519	921 Office Supplies	Supplies for C...	2293 · Noelle ...	22.61		7,203.88
Credit Card Charge	05/22/2017	170526	921 Office Supplies	Suppleis for E...	2280 · Gaylord...	16.28		7,220.16
Credit Card Charge	05/22/2017	170526	921 Office Supplies	Supplies for C...	2282 · Thomas...	101.77		7,321.93
Credit Card Charge	05/23/2017	170615	921 Office Supplies	Supplies for C...	2282 · Thomas...	61.30		7,383.23
Credit Card Charge	05/26/2017	170526	921 Office Supplies	Supplies for C...	2293 · Noelle ...	42.35		7,425.58
Credit Card Charge	05/26/2017	170526	921 Office Supplies	Supplies for C...	2293 · Noelle ...	114.01		7,539.59
Credit Card Charge	05/31/2017	170605	921 Office Supplies	Supplies for C...	2293 · Noelle ...	13.17		7,552.76
Credit Card Charge	05/31/2017	170605	921 Office Supplies	Supplies for C...	2293 · Noelle ...	50.40		7,603.16
Bill	06/01/2017	71986...	Quill	Supplies for E...	2221 · Vendors	8.16		7,611.32
Bill	06/01/2017	72049...	Quill	Supplies for E...	2221 · Vendors	403.72		8,015.04
Credit Card Charge	06/02/2017	170605	921 Office Supplies	Supplies for C...	2293 · Noelle ...	201.43		8,216.47
Bill	06/02/2017	72215...	Quill	Supplies for E...	2221 · Vendors	32.01		8,248.48
Credit Card Charge	06/05/2017	170605	921 Office Supplies	Supplies for C...	2293 · Noelle ...	8.93		8,257.41
Credit Card Charge	06/12/2017	170615	921 Office Supplies	Supplies for C...	2282 · Thomas...	196.45		8,453.86
Credit Card Charge	06/19/2017	170622	921 Office Supplies	Supplies for C...	2282 · Thomas...	44.11		8,497.97
Credit Card Charge	06/20/2017	170620	921 Office Supplies	Supplies for C...	2293 · Noelle ...	12.69		8,510.66
Credit Card Charge	06/20/2017	170620	921 Office Supplies	Suppleis for E...	2278 · Trenton...	86.91		8,597.57
Credit Card Charge	06/20/2017	170622	921 Office Supplies	Suppleis for E...	2276 · Trenda ...	56.40		8,653.97
Credit Card Charge	06/22/2017	170622	921 Office Supplies	Supplies for E...	2276 · Trenda ...	43.60		8,697.57
Credit Card Charge	06/22/2017	170622	921 Office Supplies	check stock	2273 · Joseph ...	25.57		8,723.14
Credit Card Charge	06/25/2017	170710	921 Office Supplies	Supplies for C...	2282 · Thomas...	75.77		8,798.91
Credit Card Charge	06/26/2017	170710	921 Office Supplies	Supplies for C...	2282 · Thomas...	6.54		8,805.45
Credit Card Charge	06/27/2017	170629	921 Office Supplies	Supplies for CM	2293 · Noelle ...	15.67		8,821.12
Credit Card Charge	06/27/2017	170629	921 Office Supplies	Supplies for CM	2293 · Noelle ...	66.55		8,887.67
Credit Card Charge	06/28/2017	170629	921 Office Supplies	Supplies for CM	2293 · Noelle ...	34.35		8,922.02
Credit Card Charge	06/28/2017	170629	921 Office Supplies	Supplies for CM	2293 · Noelle ...	16.49		8,938.51
Credit Card Charge	06/29/2017	170629	921 Office Supplies	Supplies for C...	2293 · Noelle ...	56.86		8,995.37
Credit Card Charge	06/29/2017	170710	921 Office Supplies	Supplies for E...	2276 · Trenda ...	45.85		9,041.22
Credit Card Charge	06/29/2017	170711	921 Office Supplies	Prime Membe...	2288 · Kevin P...	106.67		9,147.89
Credit	07/01/2017	170701	TDH Construction	Supplies for TH	2221 · Vendors		405.12	8,742.77
Credit Card Charge	07/03/2017	170710	921 Office Supplies	Supplies for C...	2293 · Noelle ...	180.00		8,922.77
Credit Card Charge	07/05/2017	170710	921 Office Supplies	Supplies for C...	2293 · Noelle ...	22.67		8,945.44
Credit Card Charge	07/07/2017	170710	921 Office Supplies	Supplies for C...	2291 · Ross M...	40.65		8,986.09
Credit Card Charge	07/07/2017	170710	921 Office Supplies	Supplies for C...	2291 · Ross M...	48.16		9,034.25
Credit Card Charge	07/10/2017	170710	921 Office Supplies	Supplies for C...	2291 · Ross M...	241.34		9,275.59
Bill	07/12/2017	170712	TDH Construction	Supplies for C...	2221 · Vendors	65.50		9,341.09
Bill	07/14/2017	170714	TDH Construction	Supplies for C...	2221 · Vendors	207.71		9,548.80
Credit Card Charge	07/14/2017	170725	921 Office Supplies	Supplies for C...	2293 · Noelle ...	97.06		9,645.86

Navitas Utility Corporation
General Ledger
As of December 31, 2017

Type	Date	Num	Name	Memo	Split	Debit	Credit	Balance
Credit Card Charge	07/14/2017	170725	921 Office Supplies	Supplies for C...	2293 · Noelle ...	249.07		9,894.93
Credit Card Charge	07/17/2017	170811	921 Office Supplies	Suppleis for C...	2293 · Noelle ...	120.62		10,015.55
Credit Card Charge	07/18/2017	170725	921 Office Supplies	Supplies for C...	2293 · Noelle ...	14.51		10,030.06
Credit Card Charge	07/18/2017	170725	921 Office Supplies	Supplies for C...	2293 · Noelle ...	26.33		10,056.39
Credit Card Charge	07/20/2017	170725	921 Office Supplies	Supplies for C...	2282 · Thomas...	15.88		10,072.27
Credit Card Charge	07/20/2017	170725	921 Office Supplies	Supplies for C...	2293 · Noelle ...	12.69		10,084.96
Credit Card Charge	07/21/2017	170725	921 Office Supplies	Supplies for C...	2282 · Thomas...	58.68		10,143.64
Credit Card Charge	07/23/2017	170725	921 Office Supplies	Supplies for C...	2282 · Thomas...	47.87		10,191.51
Credit Card Charge	07/23/2017	170725	921 Office Supplies	Supplies for C...	2282 · Thomas...	134.34		10,325.85
Credit Card Charge	07/24/2017	170725	921 Office Supplies	Supplies for C...	2282 · Thomas...	272.55		10,598.40
Credit Card Charge	07/24/2017	170725	921 Office Supplies	Supplies for C...	2293 · Noelle ...	25.58		10,623.98
Credit Card Charge	07/24/2017	170725	921 Office Supplies	Supplies for C...	2293 · Noelle ...	56.41		10,680.39
Credit Card Charge	07/25/2017	170727	921 Office Supplies	Supplies for C...	2282 · Thomas...	74.09		10,754.48
Bill	07/26/2017	85431...	Quill	Supplies for E...	2221 · Vendors	49.04		10,803.52
Bill	07/26/2017	85511...	Quill	Supplies for E...	2221 · Vendors	28.74		10,832.26
Bill	07/26/2017	85511...	Quill	Supplies for E...	2221 · Vendors	6.86		10,839.12
Bill	07/26/2017	85528...	Quill	Supplies for E...	2221 · Vendors	581.74		11,420.86
Credit Card Charge	07/30/2017	170811	921 Office Supplies	Supplies for E...	2288 · Kevin P...	12.50		11,433.36
Credit Card Charge	07/31/2017	170801	921 Office Supplies	Supplies for C...	2291 · Ross M...	51.98		11,485.34
Bill	08/01/2017	86723...	Quill	Supplies for E...	2221 · Vendors	196.18		11,681.52
Credit Card Charge	08/03/2017	170811	921 Office Supplies	Supplies for C...	2293 · Noelle ...	57.67		11,739.19
Credit Card Charge	08/10/2017	170811	921 Office Supplies	Supplies for C...	2282 · Thomas...	54.95		11,794.14
Credit Card Charge	08/10/2017	170811	921 Office Supplies	Supplies for C...	2293 · Noelle ...	37.26		11,831.40
Credit Card Charge	08/10/2017	170811	921 Office Supplies	Supplies for C...	2293 · Noelle ...	17.61		11,849.01
Credit Card Charge	08/10/2017	170811	921 Office Supplies	Bill cards	2291 · Ross M...	1,090.88		12,939.89
Credit Card Charge	08/11/2017	170811	921 Office Supplies	Supplies for C...	2293 · Noelle ...	22.87		12,962.76
Credit Card Charge	08/11/2017	170811	921 Office Supplies	Supplies for C...	2293 · Noelle ...	37.73		13,000.49
Credit Card Charge	08/12/2017	170911	921 Office Supplies	Supplies for C...	2293 · Noelle ...	198.25		13,198.74
Credit Card Charge	08/14/2017	170816	921 Office Supplies	Supplies for C...	2293 · Noelle ...	25.98		13,224.72
Credit Card Charge	08/15/2017	170911	921 Office Supplies	Supplies for E...	2288 · Kevin P...	9.68		13,234.40
Credit Card Charge	08/17/2017	170811	921 Office Supplies	Supplies for C...	2293 · Noelle ...	28.61		13,263.01
Credit Card Charge	08/21/2017	170822	921 Office Supplies	Supplies for C...	2293 · Noelle ...	35.54		13,298.55
Credit Card Charge	08/24/2017	170911	921 Office Supplies	Supplies for C...	2293 · Noelle ...	20.52		13,319.07
Credit Card Charge	08/27/2017	170911	921 Office Supplies	Supplies for E...	2288 · Kevin P...	21.44		13,340.51
Credit Card Charge	08/29/2017	170911	921 Office Supplies	Supplies for C...	2282 · Thomas...	51.36		13,391.87
Credit Card Charge	08/30/2017	170830	921 Office Supplies	Supplies for C...	2293 · Noelle ...	6.78		13,398.65
Credit Card Charge	08/30/2017	170908	921 Office Supplies	Supplies for E...	2286 · Darrel ...	10.89		13,409.54
Credit Card Charge	09/05/2017	170908	921 Office Supplies	Supplies for C...	2293 · Noelle ...	54.12		13,463.66
Credit Card Charge	09/06/2017	170908	921 Office Supplies	Supplies for C...	2293 · Noelle ...	67.15		13,530.81
Credit Card Charge	09/07/2017	170908	921 Office Supplies	Supplies for C...	2282 · Thomas...	150.74		13,681.55
Bill	09/11/2017	97438...	Quill	Supplies for E...	2221 · Vendors	3.66		13,685.21
Bill	09/11/2017	97461...	Quill	Supplies for E...	2221 · Vendors	42.79		13,728.00
Bill	09/11/2017	97484...	Quill	Supplies for E...	2221 · Vendors	5.23		13,733.23
Credit Card Charge	09/13/2017	170913	921 Office Supplies	Supplies for C...	2293 · Noelle ...	11.97		13,745.20
Credit Card Credit	09/13/2017	170913	921 Office Supplies	Supplies for C...	2293 · Noelle ...		8.97	13,736.23
Credit Card Charge	09/14/2017	170919	921 Office Supplies	Supplies for C...	2293 · Noelle ...	83.71		13,819.94
Credit Card Charge	09/15/2017	170919	921 Office Supplies	Supplies for C...	2293 · Noelle ...	11.65		13,831.59
Credit Card Charge	09/15/2017	170919	921 Office Supplies	Supplies for C...	2293 · Noelle ...	5.98		13,837.57
Credit Card Charge	09/15/2017	170919	921 Office Supplies	Supplies for C...	2293 · Noelle ...	88.34		13,925.91

Navitas Utility Corporation
General Ledger
As of December 31, 2017

Type	Date	Num	Name	Memo	Split	Debit	Credit	Balance
Credit Card Charge	09/15/2017	170919	921 Office Supplies	Supplies for C...	2293 · Noelle ...	13.97		13,939.88
Credit Card Charge	09/15/2017	171012	921 Office Supplies	Supplies for C...	2293 · Noelle ...	9.99		13,949.87
Credit Card Charge	09/24/2017	170927	921 Office Supplies	Supplies for C...	2293 · Noelle ...	5.43		13,955.30
Credit Card Charge	09/25/2017	170927	921 Office Supplies	Supplies for C...	2293 · Noelle ...	65.94		14,021.24
Bill	09/25/2017	11233...	Quill	Supplies for E...	2221 · Vendors	172.77		14,194.01
Credit Card Charge	09/26/2017	170927	921 Office Supplies	Supplies for C...	2293 · Noelle ...	180.50		14,374.51
Credit Card Charge	09/28/2017	171005	921 Office Supplies	Supplies for C...	2293 · Noelle ...	51.50		14,426.01
Bill	10/02/2017	13129...	Quill	Supplies for E...	2221 · Vendors	98.09		14,524.10
Credit Card Charge	10/03/2017	171005	921 Office Supplies	Supplies for C...	2293 · Noelle ...	9.47		14,533.57
Credit Card Charge	10/04/2017	171005	921 Office Supplies	Supplies for C...	2293 · Noelle ...	7.98		14,541.55
Credit Card Charge	10/06/2017	171006	921 Office Supplies	Supplies for C...	2293 · Noelle ...	9.18		14,550.73
Credit Card Charge	10/07/2017	171116	921 Office Supplies	Supplies for E...	2288 · Kevin P...	2,632.81		17,183.54
Credit Card Charge	10/09/2017	171012	921 Office Supplies	Supplies for C...	2282 · Thomas...	45.84		17,229.38
Credit Card Charge	10/09/2017	171113	921 Office Supplies	Supplies for C...	2282 · Thomas...	33.18		17,262.56
Credit Card Charge	10/13/2017	171018	921 Office Supplies	Supplies for CM	2293 · Noelle ...	48.01		17,310.57
Credit Card Charge	10/16/2017	171113	921 Office Supplies	Supplies for C...	2282 · Thomas...	44.37		17,354.94
Credit Card Charge	10/17/2017	171018	921 Office Supplies	Supplies for CM	2293 · Noelle ...	82.14		17,437.08
Credit Card Charge	10/18/2017	171018	921 Office Supplies	Supplies for CM	2293 · Noelle ...	229.95		17,667.03
Bill	10/18/2017	10101	Dirt Road Graphics	Supplies for E...	2221 · Vendors	318.00		17,985.03
Credit Card Charge	10/23/2017	171025	921 Office Supplies	Supplies for C...	2291 · Ross M...	91.71		18,076.74
Credit Card Charge	10/23/2017	171025	921 Office Supplies	Supplies for C...	2291 · Ross M...	40.08		18,116.82
Credit Card Charge	10/23/2017	171025	921 Office Supplies	Supplies for C...	2291 · Ross M...	51.68		18,168.50
Credit Card Charge	10/23/2017	171025	921 Office Supplies	Supplies for C...	2291 · Ross M...	165.56		18,334.06
Credit Card Charge	10/24/2017	171025	921 Office Supplies	Supplies for C...	2282 · Thomas...	15.40		18,349.46
Credit Card Charge	10/24/2017	171113	921 Office Supplies	Supplies for C...	2282 · Thomas...	64.67		18,414.13
Credit Card Charge	10/25/2017	171025	921 Office Supplies	Supplies for C...	2282 · Thomas...	17.82		18,431.95
Credit Card Charge	10/25/2017	171025	921 Office Supplies	Supplies for C...	2282 · Thomas...	21.18		18,453.13
Credit Card Charge	10/25/2017	171113	921 Office Supplies	Supplies for C...	2282 · Thomas...	83.25		18,536.38
Credit Card Charge	10/25/2017	171113	921 Office Supplies	Supplies for C...	2282 · Thomas...	62.99		18,599.37
Credit Card Charge	10/25/2017	171113	921 Office Supplies	Supplies for C...	2282 · Thomas...	42.29		18,641.66
Credit Card Charge	10/25/2017	171113	921 Office Supplies	Supplies for C...	2282 · Thomas...	93.87		18,735.53
Credit Card Charge	10/26/2017	171113	921 Office Supplies	Supplies for C...	2282 · Thomas...	50.78		18,786.31
Credit Card Charge	10/27/2017	171027	921 Office Supplies	Supplies for C...	2293 · Noelle ...	12.99		18,799.30
Credit Card Charge	10/27/2017	171030	921 Office Supplies	Supplies fo C...	2293 · Noelle ...	228.41		19,027.71
Credit Card Charge	10/27/2017	171030	921 Office Supplies	Supplies fo C...	2293 · Noelle ...	37.15		19,064.86
Credit Card Charge	10/27/2017	171030	921 Office Supplies	Supplies fo C...	2293 · Noelle ...	120.62		19,185.48
Credit Card Charge	10/30/2017	171030	921 Office Supplies	Supplies fo C...	2291 · Ross M...	95.62		19,281.10
Credit Card Charge	10/31/2017	171109	921 Office Supplies	Supplies for C...	2293 · Noelle ...	17.55		19,298.65
Bill	11/01/2017	21352...	Quill	Supplies for E...	2221 · Vendors	32.65		19,331.30
Bill	11/01/2017	21367...	Quill	Supplies for E...	2221 · Vendors	72.98		19,404.28
Bill	11/01/2017	21367...	Quill	Supplies for E...	2221 · Vendors	98.07		19,502.35
Bill	11/01/2017	21377...	Quill	Supplies for E...	2221 · Vendors	126.38		19,628.73
Credit Card Charge	11/01/2017	171109	921 Office Supplies	Supplies for C...	2293 · Noelle ...	4.30		19,633.03
Credit Card Charge	11/03/2017	171109	921 Office Supplies	Supplies for C...	2282 · Thomas...	64.71		19,697.74
Credit Card Charge	11/03/2017	171109	921 Office Supplies	Supplies for C...	2282 · Thomas...	16.54		19,714.28
Credit Card Charge	11/03/2017	171109	921 Office Supplies	Supplies for C...	2293 · Noelle ...	9.90		19,724.18
Credit Card Charge	11/07/2017	171109	921 Office Supplies	Supplies for C...	2291 · Ross M...	85.34		19,809.52
Bill	11/07/2017	22644...	Quill	Supplies for E...	2221 · Vendors	200.54		20,010.06
Credit Card Charge	11/08/2017	171109	921 Office Supplies	Supplies for C...	2282 · Thomas...	14.49		20,024.55

Navitas Utility Corporation
General Ledger
As of December 31, 2017

Type	Date	Num	Name	Memo	Split	Debit	Credit	Balance
Credit Card Charge	11/08/2017	171109	921 Office Supplies	Supplies for C...	2282 · Thomas...	22.87		20,047.42
Credit Card Charge	11/08/2017	171109	921 Office Supplies	Supplies for C...	2291 · Ross M...	20.41		20,067.83
Credit Card Charge	11/12/2017	171201	921 Office Supplies	Supplies for C...	2293 · Noelle ...	8.04		20,075.87
Credit Card Charge	11/12/2017	171201	921 Office Supplies	Supplies for C...	2293 · Noelle ...	64.32		20,140.19
Credit Card Charge	11/13/2017	171201	921 Office Supplies	Supplies for C...	2293 · Noelle ...	15.70		20,155.89
Credit Card Charge	11/14/2017	171201	921 Office Supplies	Supplies for E...	2276 · Trenda ...	21.14		20,177.03
Credit Card Charge	11/14/2017	171201	921 Office Supplies	Supplies for E...	2276 · Trenda ...	116.60		20,293.63
Credit Card Charge	11/15/2017	171201	921 Office Supplies	Supplies for C...	2293 · Noelle ...	2.33		20,295.96
Credit Card Charge	11/15/2017	171201	921 Office Supplies	Supplies for E...	2286 · Darrel ...	37.92		20,333.88
Credit Card Charge	11/17/2017	171201	921 Office Supplies	Supplies for C...	2291 · Ross M...	145.19		20,479.07
Credit Card Charge	11/17/2017	171201	921 Office Supplies	Supplies for C...	2282 · Thomas...	24.80		20,503.87
Credit Card Charge	11/17/2017	171201	921 Office Supplies	Supplies for C...	2293 · Noelle ...	23.96		20,527.83
Credit Card Charge	11/20/2017	171201	921 Office Supplies	Supplies for C...	2291 · Ross M...	21.99		20,549.82
Credit Card Charge	11/20/2017	171201	921 Office Supplies	Supplies for C...	2291 · Ross M...	53.69		20,603.51
Credit Card Charge	11/20/2017	171201	921 Office Supplies	Supplies for C...	2291 · Ross M...	40.99		20,644.50
Bill	11/21/2017	26692...	Quill	Supplies for E...	2221 · Vendors	67.56		20,712.06
Credit Card Charge	11/22/2017	171201	921 Office Supplies	Supplies for C...	2282 · Thomas...	277.95		20,990.01
Bill	11/27/2017	27161...	Quill	Supplies for E...	2221 · Vendors	46.84		21,036.85
Credit Card Charge	11/28/2017	171208	921 Office Supplies	Supplies for E...	2288 · Kevin P...	453.15		21,490.00
Credit Card Charge	11/29/2017	171201	921 Office Supplies	Supplies for C...	2293 · Noelle ...	149.79		21,639.79
Credit Card Charge	11/29/2017	171201	921 Office Supplies	Supplies for E...	2293 · Noelle ...	119.93		21,759.72
Credit Card Charge	12/01/2017	171201	921 Office Supplies	Supplies for C...	2293 · Noelle ...	70.20		21,829.92
Bill	12/01/2017	28834...	Quill	Supplies for E...	2221 · Vendors	40.32		21,870.24
Credit Card Credit	12/01/2017	171201	921 Office Supplies	Supplies for E...	2293 · Noelle ...		119.93	21,750.31
Credit Card Charge	12/03/2017	171204	921 Office Supplies	Supplies for C...	2293 · Noelle ...	39.80		21,790.11
Credit Card Charge	12/04/2017	171204	921 Office Supplies	Supplies for E...	2282 · Thomas...	473.03		22,263.14
Credit Card Charge	12/06/2017	180118	921 Office Supplies	Supplies for C...	2282 · Thomas...	113.94		22,377.08
Bill	12/07/2017	10116	Dirt Road Graphics	Supplies for E...	2221 · Vendors	119.25		22,496.33
Credit Card Charge	12/11/2017	171222	921 Office Supplies	Supplies for E...	2288 · Kevin P...	21.03		22,517.36
Bill	12/14/2017	32766...	Quill	Supplies for E...	2221 · Vendors	156.53		22,673.89
Bill	12/14/2017	32766...	Quill	Supplies for E...	2221 · Vendors	262.52		22,936.41
Bill	12/14/2017	32833...	Quill	Supplies for E...	2221 · Vendors	17.43		22,953.84
Credit Card Charge	12/14/2017	171222	921 Office Supplies	Supplies for C...	2291 · Ross M...	35.98		22,989.82
Credit Card Charge	12/15/2017	171222	921 Office Supplies	Supplies for C...	2291 · Ross M...	112.57		23,102.39
Credit Card Charge	12/15/2017	171222	921 Office Supplies	Supplies for C...	2276 · Trenda ...	136.97		23,239.36
Credit Card Charge	12/19/2017	171222	921 Office Supplies	Supplies for C...	2291 · Ross M...	13.90		23,253.26
Credit Card Charge	12/21/2017	171222	921 Office Supplies	Supplies for C...	2282 · Thomas...	228.70		23,481.96
Credit Card Charge	12/21/2017	171222	921 Office Supplies	Supplies for C...	2291 · Ross M...	14.70		23,496.66
Credit Card Charge	12/27/2017	180118	921 Office Supplies	Supplies for E...	2288 · Kevin P...	43.75		23,540.41
Credit Card Charge	12/27/2017	180118	921 Office Supplies	Supplies for E...	2288 · Kevin P...	13.72		23,554.13
Credit Card Charge	12/27/2017	180118	921 Office Supplies	Th flight to OK	2282 · Thomas...	120.89		23,675.02
Credit Card Charge	12/28/2017	180118	921 Office Supplies	Supplies for C...	2282 · Thomas...	44.50		23,719.52
Credit Card Charge	12/29/2017	180118	921 Office Supplies	Supplies for C...	2293 · Noelle ...	30.00		23,749.52
Credit Card Charge	12/29/2017	180118	921 Office Supplies	Supplies for E...	2288 · Kevin P...	62.67		23,812.19
Credit Card Charge	12/29/2017	180118	921 Office Supplies	Supplies for E...	2288 · Kevin P...	6.88		23,819.07

Navitas Utility Corporation
General Ledger
As of December 31, 2017

Type	Date	Num	Name	Memo	Split	Debit	Credit	Balance
Credit Card Charge	12/29/2017	180118	921 Office Supplies	Supplies for C...	2282 · Thomas...	271.30		24,090.37
Credit Card Charge	12/31/2017	180118	921 Office Supplies	Supplies for C...	2282 · Thomas...	18.90		24,109.27
Total 6140 · Office consumables						24,669.29	560.02	24,109.27
6190 · Entertain & meal								0.00
Total 6190 · Entertain & meal								0.00
6200 · Office exps								0.00
Total 6200 · Office exps								0.00
6242 · Fuel								0.00
Bill	01/01/2017	170109	Farmers Coop	Gas/diesel	2221 · Vendors	2,396.43		2,396.43
Credit Card Charge	01/03/2017	170117	921 Office Supplies	fuel for CA sp...	2282 · Thomas...	64.34		2,460.77
Credit Card Charge	01/04/2017	170202	921 Office Supplies	fuel for GF	2280 · Gaylord...	35.35		2,496.12
Credit Card Charge	01/11/2017	170202	921 Office Supplies	fuel for KP	2288 · Kevin P...	51.85		2,547.97
Credit Card Charge	01/24/2017	170202	921 Office Supplies	fuel for KP	2288 · Kevin P...	51.54		2,599.51
Credit Card Charge	01/26/2017	170202	921 Office Supplies	fuel for GF	2280 · Gaylord...	35.58		2,635.09
Credit Card Charge	01/27/2017	170202	921 Office Supplies	fuel for GF	2280 · Gaylord...	24.14		2,659.23
Bill	01/31/2017	170206	Farmers Coop	Gas/diesel	2221 · Vendors	2,272.34		4,931.57
Credit Card Charge	02/02/2017	170202	921 Office Supplies	fuel for CA sp...	2282 · Thomas...	47.23		4,978.80
Credit Card Charge	02/21/2017	170308	921 Office Supplies	fuel for KP	2288 · Kevin P...	35.96		5,014.76
Credit Card Charge	02/22/2017	170308	921 Office Supplies	fuel for KP	2288 · Kevin P...	31.14		5,045.90
Credit Card Charge	02/23/2017	170308	921 Office Supplies	fuel for KP	2288 · Kevin P...	42.94		5,088.84
Bill	02/28/2017	170307	Farmers Coop	Gas/diesel	2221 · Vendors	2,586.65		7,675.49
Credit Card Charge	02/28/2017	170308	921 Office Supplies	fuel for TH	2282 · Thomas...	17.82		7,693.31
Credit Card Charge	03/01/2017	170410	921 Office Supplies	fuel for TH O...	2282 · Thomas...	18.48		7,711.79
Credit Card Charge	03/09/2017	170309	921 Office Supplies	fuel fot TH	2282 · Thomas...	43.49		7,755.28
Credit Card Charge	03/24/2017	170410	921 Office Supplies	fuel for CA sp...	2282 · Thomas...	67.02		7,822.30
Credit Card Charge	03/27/2017	170410	921 Office Supplies	fuel for KP	2288 · Kevin P...	50.30		7,872.60
Credit Card Charge	03/29/2017	170410	921 Office Supplies	fuel for KP	2288 · Kevin P...	46.14		7,918.74
Bill	03/31/2017	170406	Farmers Coop	Gas/diesel	2221 · Vendors	2,707.67		10,626.41
Credit Card Charge	03/31/2017	170410	921 Office Supplies	fuel for KP	2288 · Kevin P...	38.28		10,664.69
Credit Card Charge	04/19/2017	170420	921 Office Supplies	fuel for KP	2288 · Kevin P...	43.39		10,708.08
Credit Card Charge	04/20/2017	170509	887 Maintenance of ...	fuel for GF	2280 · Gaylord...	36.39		10,744.47
Credit Card Charge	04/25/2017	170427	921 Office Supplies	fuel for KP	2288 · Kevin P...	40.73		10,785.20
Bill	04/30/2017	170505	Farmers Coop	Gas/diesel	2221 · Vendors	2,474.21		13,259.41
Credit Card Charge	05/02/2017	170509	921 Office Supplies	fuel for KP	2288 · Kevin P...	35.49		13,294.90
Credit Card Charge	05/02/2017	170509	921 Office Supplies	fuel for KP	2288 · Kevin P...	50.25		13,345.15
Credit Card Charge	05/15/2017	170615	921 Office Supplies	fuel for TH	2282 · Thomas...	19.84		13,364.99
Credit Card Charge	05/17/2017	170615	921 Office Supplies	fuel for TH	2282 · Thomas...	33.72		13,398.71
Credit Card Charge	05/19/2017	170615	921 Office Supplies	fuel for KP	2288 · Kevin P...	41.17		13,439.88
Credit Card Charge	05/22/2017	170526	921 Office Supplies	fuel for GF	2280 · Gaylord...	34.93		13,474.81
Credit Card Charge	05/25/2017	170526	921 Office Supplies	fuel for GF	2280 · Gaylord...	18.61		13,493.42
Bill	05/31/2017	170605	Farmers Coop	Gas/diesel	2221 · Vendors	2,777.43		16,270.85
Credit Card Charge	05/31/2017	170605	921 Office Supplies	fuelf ro TH TN...	2282 · Thomas...	24.85		16,295.70
Credit Card Charge	05/31/2017	170605	921 Office Supplies	fuel for KP	2288 · Kevin P...	52.86		16,348.56
Credit Card Charge	06/08/2017	170711	921 Office Supplies	fuel for KP	2288 · Kevin P...	51.64		16,400.20
Credit Card Charge	06/08/2017	170711	921 Office Supplies	fuel for KP	2288 · Kevin P...	48.31		16,448.51

Navitas Utility Corporation
General Ledger
As of December 31, 2017

Type	Date	Num	Name	Memo	Split	Debit	Credit	Balance
Credit Card Charge	06/13/2017	170615	921 Office Supplies	fuel for GF	2280 · Gaylord...	43.37		16,491.88
Credit Card Charge	06/26/2017	170710	921 Office Supplies	fuel for TH	2282 · Thomas...	39.16		16,531.04
Credit Card Charge	06/26/2017	170710	921 Office Supplies	fuel for TH	2282 · Thomas...	36.96		16,568.00
Credit Card Charge	06/26/2017	170711	921 Office Supplies	fuel for TH	2282 · Thomas...	48.92		16,616.92
Credit Card Charge	06/27/2017	170710	921 Office Supplies	fuel for TH	2282 · Thomas...	25.40		16,642.32
Credit Card Charge	06/27/2017	170710	921 Office Supplies	fuel for TH	2282 · Thomas...	38.56		16,680.88
Credit Card Charge	06/27/2017	170710	921 Office Supplies	fuel for TH	2282 · Thomas...	21.88		16,702.76
Credit Card Charge	06/28/2017	170710	921 Office Supplies	fuel for KP	2288 · Kevin P...	45.37		16,748.13
Credit Card Charge	06/28/2017	170710	921 Office Supplies	fuel for TH	2282 · Thomas...	59.09		16,807.22
Credit Card Charge	06/28/2017	170710	921 Office Supplies	fuel for TH	2282 · Thomas...	60.02		16,867.24
Credit Card Charge	06/28/2017	170710	921 Office Supplies	fuel for TH	2282 · Thomas...	68.11		16,935.35
Credit Card Charge	06/28/2017	170711	921 Office Supplies	fuel for TH	2282 · Thomas...	49.77		16,985.12
Credit Card Charge	06/29/2017	170710	921 Office Supplies	fuel for KP	2288 · Kevin P...	43.37		17,028.49
Credit Card Charge	06/29/2017	170710	921 Office Supplies	fuel for TH	2282 · Thomas...	76.44		17,104.93
Credit Card Charge	06/29/2017	170710	921 Office Supplies	fuel for TH	2282 · Thomas...	56.23		17,161.16
Credit Card Charge	06/29/2017	170711	921 Office Supplies	fuel for TH	2282 · Thomas...	31.47		17,192.63
Bill	06/30/2017	170706	Farmers Coop	Gas/diesel	2221 · Vendors	2,392.83		19,585.46
Credit Card Charge	07/05/2017	170725	921 Office Supplies	fuel for KP	2288 · Kevin P...	38.03		19,623.49
Credit Card Charge	07/05/2017	170814	921 Office Supplies	fuel for KP	2288 · Kevin P...	43.18		19,666.67
Credit Card Charge	07/11/2017	170725	921 Office Supplies	fuel for KP	2288 · Kevin P...	38.35		19,705.02
Credit Card Charge	07/12/2017	170725	921 Office Supplies	fuel for KP	2288 · Kevin P...	35.09		19,740.11
Credit Card Charge	07/14/2017	170725	921 Office Supplies	fuel for KP	2288 · Kevin P...	46.11		19,786.22
Credit Card Charge	07/17/2017	170725	921 Office Supplies	fuel for TH	2282 · Thomas...	85.00		19,871.22
Credit Card Charge	07/25/2017	170727	921 Office Supplies	fuel for KP	2288 · Kevin P...	46.30		19,917.52
Bill	07/31/2017	170809	Farmers Coop	Gas/diesel	2221 · Vendors	2,271.15		22,188.67
Credit Card Charge	08/05/2017	170918	921 Office Supplies	fuel for KP	2288 · Kevin P...	49.65		22,238.32
Credit Card Charge	08/06/2017	170918	921 Office Supplies	fuel for KP	2288 · Kevin P...	52.46		22,290.78
Credit Card Charge	08/08/2017	170816	921 Office Supplies	fuel for KP	2288 · Kevin P...	53.01		22,343.79
Credit Card Charge	08/10/2017	170816	921 Office Supplies	fuel for KP	2288 · Kevin P...	50.07		22,393.86
Credit Card Charge	08/10/2017	170918	921 Office Supplies	fuel for KP	2288 · Kevin P...	49.50		22,443.36
Credit Card Charge	08/11/2017	170816	921 Office Supplies	fuel for KP	2288 · Kevin P...	38.57		22,481.93
Credit Card Charge	08/20/2017	170824	921 Office Supplies	fuel for GF	2280 · Gaylord...	23.88		22,505.81
Credit Card Charge	08/21/2017	170824	921 Office Supplies	fuel for GF	2280 · Gaylord...	25.27		22,531.08
Credit Card Charge	08/28/2017	170829	921 Office Supplies	fule for CA sp...	2291 · Ross M...	95.56		22,626.64
Credit Card Charge	08/28/2017	170911	921 Office Supplies	fuel for KP	2288 · Kevin P...	52.00		22,678.64
Credit Card Charge	08/28/2017	170911	921 Office Supplies	fuel for KP	2288 · Kevin P...	42.68		22,721.32
Credit Card Charge	08/29/2017	170911	921 Office Supplies	fuel for KP	2288 · Kevin P...	52.97		22,774.29
Credit Card Charge	08/29/2017	170918	921 Office Supplies	fuel for GF	2280 · Gaylord...	34.87		22,809.16
Bill	08/31/2017	170905	Farmers Coop	Gas/diesel	2221 · Vendors	2,865.50		25,674.66
Credit Card Charge	08/31/2017	170911	921 Office Supplies	fuel for KP	2288 · Kevin P...	45.92		25,720.58
Credit Card Credit	09/01/2017	17120...	921 Office Supplies	fuel for KP	2288 · Kevin P...		52.00	25,668.58
Credit Card Charge	09/07/2017	170908	921 Office Supplies	fuel for CA sp...	2282 · Thomas...	71.59		25,740.17
Credit Card Charge	09/19/2017	170921	921 Office Supplies	fuel for CA sp...	2282 · Thomas...	5.32		25,745.49
Bill	09/30/2017	171005	Farmers Coop	Gas/diesel	2221 · Vendors	2,564.88		28,310.37
Credit Card Charge	10/05/2017	171012	921 Office Supplies	fuel for KP	2288 · Kevin P...	46.83		28,357.20
Credit Card Charge	10/10/2017	171012	921 Office Supplies	fuel for CA sp...	2282 · Thomas...	60.00		28,417.20
Credit Card Charge	10/10/2017	171025	921 Office Supplies	fuel for GF	2280 · Gaylord...	37.02		28,454.22
Credit Card Charge	10/19/2017	171025	921 Office Supplies	fuel for CA sp...	2282 · Thomas...	74.85		28,529.07
Credit Card Charge	10/19/2017	171025	921 Office Supplies	fuel for KP	2288 · Kevin P...	60.38		28,589.45

Navitas Utility Corporation
General Ledger
As of December 31, 2017

Type	Date	Num	Name	Memo	Split	Debit	Credit	Balance
Credit Card Charge	10/20/2017	171025	921 Office Supplies	fuel for CA sp...	2282 · Thomas...	43.58		28,633.03
Credit Card Charge	10/24/2017	171025	921 Office Supplies	fuel for GF	2280 · Gaylord...	16.00		28,649.03
Bill	10/31/2017	171107	Farmers Coop	Gas/diesel	2221 · Vendors	3,028.91		31,677.94
Credit Card Charge	11/09/2017	171201	921 Office Supplies	fuel for KP	2288 · Kevin P...	56.13		31,734.07
Credit Card Charge	11/20/2017	171201	921 Office Supplies	fuel for CA sp...	2282 · Thomas...	85.00		31,819.07
Credit Card Charge	11/21/2017	171201	921 Office Supplies	fuel for KP	2288 · Kevin P...	50.94		31,870.01
Credit Card Charge	11/29/2017	171201	921 Office Supplies	fuel for TH	2282 · Thomas...	3.00		31,873.01
Bill	11/30/2017	171208	Farmers Coop	Gas/diesel	2221 · Vendors	2,328.58		34,201.59
Credit Card Charge	12/04/2017	171208	921 Office Supplies	fuel for KP	2288 · Kevin P...	49.51		34,251.10
Credit Card Charge	12/06/2017	171222	921 Office Supplies	fuel for TH	2282 · Thomas...	31.41		34,282.51
Credit Card Charge	12/20/2017	171222	921 Office Supplies	fuel for KP	2288 · Kevin P...	34.17		34,316.68
Credit Card Charge	12/27/2017	180118	921 Office Supplies	fule for KP	2288 · Kevin P...	49.88		34,366.56
Bill	12/31/2017	180108	Equity Exchange	Gas/diesel	2221 · Vendors	2,487.54		36,854.10
Total 6242 · Fuel						36,906.10	52.00	36,854.10
921.15 · Office Supplies KY								0.00
Credit Card Charge	01/01/2017	170119	921 Office Supplies	Fuel for KY trip	2288 · Kevin P...	43.11		43.11
Credit Card Charge	01/02/2017	170119	921 Office Supplies	Fuel for KY trip	2288 · Kevin P...	49.74		92.85
Credit Card Charge	01/02/2017	170119	921 Office Supplies	Fuel for KY trip	2288 · Kevin P...	37.48		130.33
Credit Card Charge	01/05/2017	170119	921 Office Supplies	Fuel for KY trip	2288 · Kevin P...	51.48		181.81
Credit Card Charge	01/06/2017	170119	921 Office Supplies	Fuel for KY trip	2288 · Kevin P...	39.35		221.16
Credit Card Charge	01/06/2017	170119	921 Office Supplies	Fuel for KY trip	2288 · Kevin P...	42.99		264.15
Credit Card Charge	01/06/2017	170119	921 Office Supplies	Fuel for KY trip	2288 · Kevin P...	31.15		295.30
Total 921.15 · Office Supplies KY						295.30	0.00	295.30
921.16 · Office Supplies TN								0.00
Bill	01/01/2017	161227	Access Cable Televi...	Internet for Je...	2221 · Vendors	144.22		144.22
Credit Card Charge	01/04/2017	170117	921 Office Supplies	Supplies for J...	2291 · Ross M...	40.98		185.20
Credit Card Charge	01/04/2017	170117	921 Office Supplies	Supplies for J...	2291 · Ross M...	18.01		203.21
Credit Card Charge	01/06/2017	170202	921 Office Supplies	fuel for JW	2274 · Jerry W...	75.00		278.21
Credit Card Charge	01/12/2017	170202	921 Office Supplies	fuel for JW	2274 · Jerry W...	75.00		353.21
Credit Card Credit	01/12/2017	170202	921 Office Supplies	fuel for JW	2274 · Jerry W...		12.00	341.21
Credit Card Credit	01/12/2017	170202	921 Office Supplies	fuel for JW	2274 · Jerry W...		10.00	331.21
Bill	01/18/2017	97789...	Verizon Wireless	Mobile phone ...	2221 · Vendors	732.32		1,063.53
Credit Card Charge	01/18/2017	170202	921 Office Supplies	fuel for JW	2274 · Jerry W...	75.00		1,138.53
Credit Card Credit	01/18/2017	170202	921 Office Supplies	fuel for JW	2274 · Jerry W...		7.50	1,131.03
Credit Card Charge	01/21/2017	170202	921 Office Supplies	fuel for JW	2274 · Jerry W...	60.00		1,191.03
Bill	01/23/2017	37533...	Quill	Supplies for J...	2221 · Vendors	52.42		1,243.45
Credit Card Charge	01/23/2017	170202	921 Office Supplies	Supplies for J...	2274 · Jerry W...	62.71		1,306.16
Credit Card Charge	01/26/2017	170202	921 Office Supplies	fuel for JW	2274 · Jerry W...	62.00		1,368.16
Credit Card Charge	01/31/2017	170202	921 Office Supplies	fuel for JW	2274 · Jerry W...	61.25		1,429.41
Bill	02/01/2017	170202	Access Cable Televi...	Internet for Je...	2221 · Vendors	144.22		1,573.63
Credit Card Charge	02/03/2017	170308	921 Office Supplies	fuel for JW	2274 · Jerry W...	61.50		1,635.13
Credit Card Charge	02/09/2017	170308	921 Office Supplies	fuel for JW	2274 · Jerry W...	62.50		1,697.63
Credit Card Charge	02/14/2017	170308	921 Office Supplies	fuel for JW	2274 · Jerry W...	57.50		1,755.13
Credit Card Charge	02/17/2017	170308	921 Office Supplies	fuel for JW	2274 · Jerry W...	58.00		1,813.13
Bill	02/18/2017	97805...	Verizon Wireless	Mobile phone ...	2221 · Vendors	732.35		2,545.48

Navitas Utility Corporation
General Ledger
As of December 31, 2017

Type	Date	Num	Name	Memo	Split	Debit	Credit	Balance
Credit Card Charge	02/22/2017	170308	921 Office Supplies	fuel for JW	2274 · Jerry W...	62.00		2,607.48
Credit Card Charge	02/27/2017	170308	921 Office Supplies	fuel for JW	2274 · Jerry W...	64.25		2,671.73
Bill	03/01/2017	170227	Access Cable Televi...	Internet for Je...	2221 · Vendors	144.22		2,815.95
Credit Card Charge	03/03/2017	170410	921 Office Supplies	fuel for JW	2274 · Jerry W...	59.50		2,875.45
Credit Card Charge	03/10/2017	170410	921 Office Supplies	fuel for JW	2274 · Jerry W...	63.25		2,938.70
Credit Card Charge	03/16/2017	170410	921 Office Supplies	fuel for JW	2274 · Jerry W...	62.30		3,001.00
Bill	03/18/2017	97823...	Verizon Wireless	Mobile phone ...	2221 · Vendors	732.47		3,733.47
Credit Card Charge	03/22/2017	170410	921 Office Supplies	fuel for JW	2274 · Jerry W...	62.70		3,796.17
Credit Card Charge	03/28/2017	170410	921 Office Supplies	fuel for JW	2274 · Jerry W...	65.00		3,861.17
Credit Card Charge	03/30/2017	170410	921 Office Supplies	Supplies for J...	2274 · Jerry W...	34.82		3,895.99
Credit Card Charge	03/31/2017	170410	921 Office Supplies	fuel for JW	2274 · Jerry W...	61.65		3,957.64
Bill	04/01/2017	170328	Access Cable Televi...	Internet for Je...	2221 · Vendors	144.22		4,101.86
Credit Card Charge	04/05/2017	170505	921 Office Supplies	Fuel for JW	2274 · Jerry W...	64.10		4,165.96
Credit Card Charge	04/11/2017	170505	921 Office Supplies	Fuel for JW	2274 · Jerry W...	75.00		4,240.96
Bill	04/17/2017	170417	5100 Jerry Walker	fuel for JW	2221 · Vendors	63.00		4,303.96
Bill	04/18/2017	97841...	Verizon Wireless	Mobile phone ...	2221 · Vendors	796.46		5,100.42
Credit Card Charge	04/21/2017	170505	921 Office Supplies	Fuel for JW	2274 · Jerry W...	75.00		5,175.42
Credit Card Credit	04/25/2017	170505	921 Office Supplies	Fuel for JW	2274 · Jerry W...		7.75	5,167.67
Credit Card Charge	04/25/2017	170505	921 Office Supplies	Fuel for JW	2274 · Jerry W...	75.00		5,242.67
Credit Card Charge	04/29/2017	170505	921 Office Supplies	Fuel for JW	2274 · Jerry W...	70.00		5,312.67
Credit Card Credit	04/29/2017	170505	921 Office Supplies	Fuel for JW	2274 · Jerry W...		3.75	5,308.92
Bill	05/01/2017	170502	Access Cable Televi...	Internet for Je...	2221 · Vendors	144.22		5,453.14
Credit Card Charge	05/04/2017	170605	921 Office Supplies	fuel for JW	2274 · Jerry W...	75.00		5,528.14
Credit Card Credit	05/04/2017	170605	921 Office Supplies	fuel for JW	2274 · Jerry W...		5.00	5,523.14
Credit Card Charge	05/08/2017	170605	921 Office Supplies	fuel for JW	2274 · Jerry W...	65.10		5,588.24
Credit Card Charge	05/12/2017	170605	921 Office Supplies	fuel for JW	2274 · Jerry W...	75.00		5,663.24
Credit Card Credit	05/12/2017	170605	921 Office Supplies	fuel for JW	2274 · Jerry W...		14.99	5,648.25
Credit Card Charge	05/17/2017	170605	921 Office Supplies	fuel for JW	2274 · Jerry W...	64.70		5,712.95
Bill	05/18/2017	97860...	Verizon Wireless	Mobile phone ...	2221 · Vendors	738.11		6,451.06
Credit Card Charge	05/21/2017	170605	921 Office Supplies	fuel for JW	2274 · Jerry W...	70.00		6,521.06
Credit Card Credit	05/21/2017	170605	921 Office Supplies	fuel for JW	2274 · Jerry W...		16.00	6,505.06
Credit Card Charge	05/25/2017	170605	921 Office Supplies	fuel for JW	2274 · Jerry W...	60.00		6,565.06
Bill	06/01/2017	170601	Access Cable Televi...	Internet for Je...	2221 · Vendors	144.22		6,709.28
Credit Card Charge	06/02/2017	170710	921 Office Supplies	Fuel for JW	2274 · Jerry W...	67.50		6,776.78
Credit Card Charge	06/07/2017	170710	921 Office Supplies	Fuel for JW	2274 · Jerry W...	69.01		6,845.79
Credit Card Charge	06/12/2017	170710	921 Office Supplies	Fuel for JW	2274 · Jerry W...	74.35		6,920.14
Credit Card Charge	06/17/2017	170710	921 Office Supplies	Fuel for JW	2274 · Jerry W...	61.75		6,981.89
Bill	06/18/2017	97877...	Verizon Wireless	Mobile phone ...	2221 · Vendors	738.11		7,720.00
Bill	06/19/2017	76433...	Quill	Supplies for J...	2221 · Vendors	232.14		7,952.14
Credit Card Charge	06/22/2017	170710	921 Office Supplies	Fuel for JW	2274 · Jerry W...	62.15		8,014.29
Credit Card Charge	06/24/2017	170710	921 Office Supplies	Fuel for JW	2274 · Jerry W...	56.00		8,070.29
Credit Card Charge	06/28/2017	170710	921 Office Supplies	Fuel for JW	2274 · Jerry W...	63.15		8,133.44
Bill	07/01/2017	170629	Access Cable Televi...	Internet for Je...	2221 · Vendors	144.22		8,277.66
Credit Card Charge	07/03/2017	170802	921 Office Supplies	fuel for JW	2274 · Jerry W...	66.10		8,343.76
Credit Card Charge	07/07/2017	170802	921 Office Supplies	fuel for JW	2274 · Jerry W...	66.41		8,410.17
Credit Card Charge	07/11/2017	170802	921 Office Supplies	fuel for JW	2274 · Jerry W...	62.20		8,472.37
Credit Card Charge	07/15/2017	170802	921 Office Supplies	fuel for JW	2274 · Jerry W...	63.00		8,535.37
Bill	07/18/2017	97894...	Verizon Wireless	Mobile phone ...	2221 · Vendors	656.21		9,191.58
Credit Card Charge	07/18/2017	170802	921 Office Supplies	fuel for JW	2274 · Jerry W...	66.55		9,258.13

Navitas Utility Corporation
General Ledger
As of December 31, 2017

Type	Date	Num	Name	Memo	Split	Debit	Credit	Balance
Credit Card Charge	07/24/2017	170802	921 Office Supplies	fuel for JW	2274 · Jerry W...	68.80		9,326.93
Credit Card Charge	07/28/2017	170802	921 Office Supplies	fuel for JW	2274 · Jerry W...	66.50		9,393.43
Bill	08/01/2017	170731	Access Cable Televi...	Internet for Je...	2221 · Vendors	144.22		9,537.65
Credit Card Charge	08/02/2017	170911	921 Office Supplies	fuel for JW	2274 · Jerry W...	71.15		9,608.80
Credit Card Charge	08/07/2017	170911	921 Office Supplies	fuel for JW	2274 · Jerry W...	58.85		9,667.65
Credit Card Charge	08/15/2017	170911	921 Office Supplies	fuel for JW	2274 · Jerry W...	74.70		9,742.35
Bill	08/18/2017	97912...	Verizon Wireless	Mobile phone ...	2221 · Vendors	733.03		10,475.38
Credit Card Charge	08/22/2017	170911	921 Office Supplies	fuel for JW	2274 · Jerry W...	72.70		10,548.08
Credit Card Charge	08/27/2017	170911	921 Office Supplies	fuel for JW	2274 · Jerry W...	79.15		10,627.23
Bill	09/01/2017	170829	Access Cable Televi...	Internet for Je...	2221 · Vendors	144.22		10,771.45
Bill	09/01/2017	95628...	Quill	Supplies for J...	2221 · Vendors	87.38		10,858.83
Credit Card Charge	09/03/2017	171005	921 Office Supplies	fuel for JW	2274 · Jerry W...	86.70		10,945.53
Credit Card Charge	09/08/2017	171005	921 Office Supplies	fuel for JW	2274 · Jerry W...	73.00		11,018.53
Credit Card Charge	09/14/2017	171005	921 Office Supplies	fuel for JW	2274 · Jerry W...	82.30		11,100.83
Bill	09/18/2017	97929...	Verizon Wireless	Mobile phone ...	2221 · Vendors	758.30		11,859.13
Credit Card Charge	09/19/2017	171012	921 Office Supplies	fuel for JW	2274 · Jerry W...	78.40		11,937.53
Credit Card Charge	09/24/2017	171005	921 Office Supplies	fuel for JW	2274 · Jerry W...	73.35		12,010.88
Credit Card Charge	09/28/2017	171005	921 Office Supplies	fuel for JW	2274 · Jerry W...	70.25		12,081.13
Bill	10/01/2017	171002	Access Cable Televi...	Internet for Je...	2221 · Vendors	144.22		12,225.35
Credit Card Charge	10/03/2017	171109	921 Office Supplies	Fuel for JW	2274 · Jerry W...	72.15		12,297.50
Credit Card Charge	10/08/2017	171109	921 Office Supplies	Fuel for JW	2274 · Jerry W...	73.00		12,370.50
Credit Card Charge	10/13/2017	171109	921 Office Supplies	Fuel for JW	2274 · Jerry W...	75.05		12,445.55
Bill	10/18/2017	97947...	Verizon Wireless	Mobile phone ...	2221 · Vendors	950.14		13,395.69
Credit Card Charge	10/20/2017	171109	921 Office Supplies	Fuel for JW	2274 · Jerry W...	67.40		13,463.09
Credit Card Charge	10/23/2017	171109	921 Office Supplies	Fuel for JW	2274 · Jerry W...	75.01		13,538.10
Credit Card Charge	10/28/2017	171109	921 Office Supplies	Fuel for JW	2274 · Jerry W...	67.00		13,605.10
Credit Card Charge	10/31/2017	171109	921 Office Supplies	Fuel for JW	2274 · Jerry W...	66.60		13,671.70
Bill	11/01/2017	171030	Access Cable Televi...	Internet for Je...	2221 · Vendors	144.22		13,815.92
Credit Card Charge	11/06/2017	171201	921 Office Supplies	Fuel for JW	2274 · Jerry W...	69.60		13,885.52
Credit Card Charge	11/07/2017	171201	921 Office Supplies	Supplies for j...	2274 · Jerry W...	57.60		13,943.12
Credit Card Charge	11/13/2017	171201	921 Office Supplies	Fuel for JW	2274 · Jerry W...	73.70		14,016.82
Bill	11/18/2017	97965...	Verizon Wireless	Mobile phone ...	2221 · Vendors	783.94		14,800.76
Credit Card Charge	11/18/2017	171201	921 Office Supplies	Fuel for JW	2274 · Jerry W...	79.80		14,880.56
Credit Card Charge	11/24/2017	171201	921 Office Supplies	Fuel for JW	2274 · Jerry W...	81.00		14,961.56
Credit Card Charge	11/30/2017	171201	921 Office Supplies	Fuel for JW	2274 · Jerry W...	76.00		15,037.56
Bill	12/01/2017	171130	Access Cable Televi...	Internet for Je...	2221 · Vendors	144.22		15,181.78
Credit Card Charge	12/06/2017	180818	921 Office Supplies	Fuel for JW	2274 · Jerry W...	70.15		15,251.93
Credit Card Charge	12/11/2017	180818	921 Office Supplies	Fuel for JW	2274 · Jerry W...	20.00		15,271.93
Credit Card Charge	12/11/2017	180818	921 Office Supplies	Fuel for JW	2274 · Jerry W...	55.00		15,326.93
Credit Card Charge	12/16/2017	180818	921 Office Supplies	Fuel for JW	2274 · Jerry W...	65.80		15,392.73
Bill	12/18/2017	97983...	Verizon Wireless	Mobile phone ...	2221 · Vendors	773.72		16,166.45
Credit Card Charge	12/20/2017	180818	921 Office Supplies	Fuel for JW	2274 · Jerry W...	63.70		16,230.15
Credit Card Charge	12/24/2017	180818	921 Office Supplies	Fuel for JW	2274 · Jerry W...	59.40		16,289.55
Credit Card Charge	12/29/2017	180818	921 Office Supplies	Fuel for JW	2274 · Jerry W...	60.00		16,349.55
Total 921.16 · Office Supplies TN						16,426.54	76.99	16,349.55

Navitas Utility Corporation
General Ledger
As of December 31, 2017

Type	Date	Num	Name	Memo	Split	Debit	Credit	Balance
921.28 · Office Supplies TX								0.00
Credit Card Charge	08/28/2017	170908	921 Office Supplies	fuel for SY	2283 · Steven ...	20.83		20.83
Credit Card Charge	08/30/2017	170908	921 Office Supplies	fuel for SY	2283 · Steven ...	48.59		69.42
Credit Card Charge	08/30/2017	170908	921 Office Supplies	fuel for TH	2282 · Thomas...	17.37		86.79
Credit Card Charge	08/30/2017	170908	921 Office Supplies	fuel for TH	2282 · Thomas...	18.83		105.62
Credit Card Charge	08/31/2017	170908	921 Office Supplies	fuel for SY	2283 · Steven ...	39.40		145.02
Credit Card Charge	08/31/2017	170908	921 Office Supplies	fuel for SY	2283 · Steven ...	24.54		169.56
Credit Card Charge	08/31/2017	170908	921 Office Supplies	fuel for SY	2283 · Steven ...	13.14		182.70
Credit Card Charge	08/31/2017	170908	921 Office Supplies	fuel for TH	2282 · Thomas...	21.38		204.08
Credit Card Charge	09/26/2017	171005	921 Office Supplies	fuel for KP	2288 · Kevin P...	40.00		244.08
Credit Card Charge	09/27/2017	171005	921 Office Supplies	fuel fro KP	2288 · Kevin P...	56.82		300.90
Credit Card Charge	09/28/2017	171005	921 Office Supplies	fuel for KP	2288 · Kevin P...	54.62		355.52
Credit Card Charge	10/16/2017	171018	921 Office Supplies	fuel for KP	2288 · Kevin P...	61.56		417.08
Credit Card Charge	10/17/2017	171018	921 Office Supplies	fuel for KP	2288 · Kevin P...	42.57		459.65
Credit Card Charge	12/05/2017	171208	921 Office Supplies	fuel for KP	2288 · Kevin P...	41.15		500.80
Total 921.28 · Office Supplies TX						500.80	0.00	500.80
921.46 · Office Supplies OK								0.00
Bill	01/01/2017	170110	Totah Communicati...	Telephone & i...	2221 · Vendors	289.33		289.33
Credit Card Charge	01/03/2017	170117	921 Office Supplies	fuel for BL	2289 · Bruce L...	40.50		329.83
Credit Card Charge	01/04/2017	170110	921 Office Supplies	Fuel for SK	2290 · Scott K...	56.00		385.83
Bill	01/05/2017	170109	Pioneer Cellular - us...	Cell phone se...	2221 · Vendors	92.48		478.31
Bill	01/05/2017	31935...	Quill	Supplies for V...	2221 · Vendors	31.45		509.76
Bill	01/05/2017	32088...	Quill	Supplies for V...	2221 · Vendors	18.42		528.18
Credit Card Charge	01/05/2017	170117	921 Office Supplies	fuel for SY	2283 · Steven ...	51.00		579.18
Credit Card Charge	01/05/2017	170117	921 Office Supplies	fuel for SY	2283 · Steven ...	0.93		580.11
Bill	01/06/2017	32544...	Quill	Supplies for V...	2221 · Vendors	18.43		598.54
Credit Card Charge	01/06/2017	170117	921 Office Supplies	fuel for BL	2289 · Bruce L...	26.50		625.04
Credit Card Charge	01/06/2017	170117	921 Office Supplies	fuel for BL	2289 · Bruce L...	44.50		669.54
Credit Card Charge	01/09/2017	170110	921 Office Supplies	Fuel for SK	2290 · Scott K...	50.00		719.54
Bill	01/09/2017	01092...	AT&T Mobility	Mobile phone...	2221 · Vendors	631.71		1,351.25
Credit Card Charge	01/11/2017	170210	921 Office Supplies	fuel for SK	2290 · Scott K...	45.00		1,396.25
Bill	01/12/2017	170118	Windstream	Telephone & i...	2221 · Vendors	336.80		1,733.05
Credit Card Charge	01/12/2017	170202	921 Office Supplies	fuel for BL	2289 · Bruce L...	26.50		1,759.55
Credit Card Charge	01/16/2017	170210	921 Office Supplies	fuel for SK	2290 · Scott K...	44.00		1,803.55
Bill	01/17/2017	35663...	Quill	Supplies for ...	2221 · Vendors	61.62		1,865.17
Credit Card Charge	01/17/2017	170202	921 Office Supplies	fuel for SY	2283 · Steven ...	95.00		1,960.17
Credit Card Charge	01/18/2017	170202	921 Office Supplies	fuel for BL	2289 · Bruce L...	46.01		2,006.18
Bill	01/19/2017	36397...	Quill	Supplies for ...	2221 · Vendors	36.04		2,042.22
Credit Card Charge	01/19/2017	170202	921 Office Supplies	fuel for BL	2289 · Bruce L...	18.79		2,061.01
Credit Card Charge	01/19/2017	170210	921 Office Supplies	fuel for SK	2290 · Scott K...	43.00		2,104.01
Credit Card Charge	01/19/2017	170210	921 Office Supplies	fuel for SK	2290 · Scott K...	40.00		2,144.01
Bill	01/20/2017	170125	Pioneer Telephone ...	Telephone & i...	2221 · Vendors	105.26		2,249.27
Bill	01/20/2017	01746...	US Cellular	Mobile phone...	2221 · Vendors	377.73		2,627.00
Credit Card Charge	01/24/2017	170202	921 Office Supplies	fuel for BL	2289 · Bruce L...	25.50		2,652.50
Credit Card Charge	01/25/2017	170202	921 Office Supplies	fuel for JG	2275 · Johnny ...	63.00		2,715.50
Credit Card Charge	01/25/2017	170210	921 Office Supplies	fuel for SK	2290 · Scott K...	42.00		2,757.50
Credit Card Charge	01/25/2017	170210	921 Office Supplies	Supplies for V...	2290 · Scott K...	41.77		2,799.27

Navitas Utility Corporation
General Ledger
As of December 31, 2017

Type	Date	Num	Name	Memo	Split	Debit	Credit	Balance
Credit Card Charge	01/26/2017	170202	921 Office Supplies	fuel for BL	2289 · Bruce L...	38.50		2,837.77
Credit Card Charge	01/27/2017	170202	921 Office Supplies	fuel for JF	2285 · Jeff Fog...	25.50		2,863.27
Bill	01/27/2017	39165...	Quill	Supplies for ...	2221 · Vendors	107.59		2,970.86
Credit Card Charge	01/30/2017	170210	921 Office Supplies	fuel for SK	2290 · Scott K...	40.00		3,010.86
Bill	01/31/2017	170207	Motley Gin, Inc.	Fuel bill for H...	2221 · Vendors	298.85		3,309.71
Bill	02/01/2017	170207	Monday's Stop N Sh...	Fuel for Ochel...	2221 · Vendors	1,510.78		4,820.49
Bill	02/01/2017	170206	Totah Communicati...	Telephone & i...	2221 · Vendors	289.33		5,109.82
Credit Card Charge	02/03/2017	170210	921 Office Supplies	fuel for SK	2290 · Scott K...	45.00		5,154.82
Bill	02/05/2017	170207	Pioneer Cellular - us...	Cell phone se...	2221 · Vendors	94.03		5,248.85
Credit Card Charge	02/06/2017	170221	921 Office Supplies	fuel for BL	2289 · Bruce L...	26.50		5,275.35
Credit Card Charge	02/07/2017	170210	921 Office Supplies	fuel for SK	2290 · Scott K...	51.00		5,326.35
Credit Card Charge	02/07/2017	170210	921 Office Supplies	fuel for SK	2290 · Scott K...	42.05		5,368.40
Credit Card Charge	02/07/2017	170221	921 Office Supplies	fuel for BL	2289 · Bruce L...	47.50		5,415.90
Bill	02/09/2017	02092...	AT&T Mobility	Mobile phone...	2221 · Vendors	631.71		6,047.61
Credit Card Charge	02/13/2017	170210	921 Office Supplies	fuel for SK	2290 · Scott K...	48.00		6,095.61
Bill	02/13/2017	170215	Windstream	Telephone & i...	2221 · Vendors	336.15		6,431.76
Credit Card Charge	02/13/2017	170221	921 Office Supplies	fuel for BL	2289 · Bruce L...	37.00		6,468.76
Credit Card Charge	02/14/2017	170221	921 Office Supplies	fuel for BL	2289 · Bruce L...	40.00		6,508.76
Credit Card Charge	02/16/2017	170222	921 Office Supplies	fuel for BL	2289 · Bruce L...	21.25		6,530.01
Credit Card Charge	02/16/2017	170222	921 Office Supplies	fuel for BL	2289 · Bruce L...	4.20		6,534.21
Credit Card Charge	02/16/2017	170309	921 Office Supplies	fuel for SK	2290 · Scott K...	44.00		6,578.21
Credit Card Charge	02/17/2017	170222	921 Office Supplies	fuel for BL	2289 · Bruce L...	34.51		6,612.72
Credit Card Charge	02/17/2017	170222	921 Office Supplies	fuel for BL	2289 · Bruce L...	3.61		6,616.33
Credit Card Charge	02/18/2017	170308	921 Office Supplies	fuel for JG	2275 · Johnny ...	70.00		6,686.33
Bill	02/20/2017	170222	Pioneer Telephone ...	Telephone & i...	2221 · Vendors	103.51		6,789.84
Bill	02/20/2017	01791...	US Cellular	Mobile phone...	2221 · Vendors	454.58		7,244.42
Credit Card Charge	02/20/2017	170309	921 Office Supplies	fuel for SK	2290 · Scott K...	52.00		7,296.42
Credit Card Charge	02/21/2017	170222	921 Office Supplies	fuel for BL	2289 · Bruce L...	43.45		7,339.87
Credit Card Charge	02/21/2017	170309	921 Office Supplies	fuel for SK	2290 · Scott K...	47.00		7,386.87
Credit Card Charge	02/23/2017	170308	921 Office Supplies	fuel for BL	2289 · Bruce L...	55.35		7,442.22
Credit Card Charge	02/23/2017	170308	921 Office Supplies	fuel for BL	2289 · Bruce L...	28.50		7,470.72
Credit Card Charge	02/23/2017	170309	921 Office Supplies	fuel for SK	2290 · Scott K...	56.00		7,526.72
Credit Card Charge	02/24/2017	170224	Dell	Toner for Och...	2291 · Ross M...	199.63		7,726.35
Credit Card Charge	02/27/2017	170308	921 Office Supplies	fuel for BL	2289 · Bruce L...	51.00		7,777.35
Credit Card Charge	02/28/2017	170308	921 Office Supplies	fuel for BL	2289 · Bruce L...	46.50		7,823.85
Credit Card Charge	02/28/2017	170309	921 Office Supplies	fuel for SK	2290 · Scott K...	13.00		7,836.85
Credit Card Charge	02/28/2017	170309	921 Office Supplies	fuel for SK	2290 · Scott K...	37.00		7,873.85
Bill	03/01/2017	170307	Totah Communicati...	Telephone & i...	2221 · Vendors	313.20		8,187.05
Bill	03/01/2017	170320	Motley Gin, Inc.	Fuel bill for H...	2221 · Vendors	645.37		8,832.42
Bill	03/01/2017	170324	Monday's Stop N Sh...	Fuel for Ochel...	2221 · Vendors	1,332.55		10,164.97
Bill	03/05/2017	170307	Pioneer Cellular - us...	Cell phone se...	2221 · Vendors	92.64		10,257.61
Bill	03/05/2017	170320	Monday's Stop N Sh...	Fuel for Ochel...	2221 · Vendors	1,548.25		11,805.86
Credit Card Charge	03/05/2017	170324	921 Office Supplies	fuel for BL	2289 · Bruce L...	36.20		11,842.06
Credit Card Charge	03/06/2017	170309	921 Office Supplies	fuel for SY	2283 · Steven ...	39.32		11,881.38
Credit Card Charge	03/07/2017	170309	921 Office Supplies	fuel for SK	2290 · Scott K...	42.00		11,923.38
Credit Card Charge	03/07/2017	170309	921 Office Supplies	fuel for SK	2290 · Scott K...	43.00		11,966.38
Credit Card Charge	03/08/2017	170308	921 Office Supplies	fuel for JG	2275 · Johnny ...	70.00		12,036.38
Bill	03/09/2017	03092...	AT&T Mobility	Mobile phone...	2221 · Vendors	630.89		12,667.27
Credit Card Charge	03/09/2017	170324	921 Office Supplies	fuel for BL	2289 · Bruce L...	48.50		12,715.77

Navitas Utility Corporation
General Ledger
As of December 31, 2017

Type	Date	Num	Name	Memo	Split	Debit	Credit	Balance
Credit Card Charge	03/11/2017	170324	921 Office Supplies	fuel for JG	2275 · Johnny ...	68.00		12,783.77
Credit Card Charge	03/11/2017	170324	921 Office Supplies	fuel for JG	2275 · Johnny ...	68.00		12,851.77
Credit Card Charge	03/11/2017	170411	921 Office Supplies	Supplies for ...	2294 · Chris Cr...	12.42		12,864.19
Bill	03/13/2017	170320	Windstream	Telephone & i...	2221 · Vendors	336.34		13,200.53
Credit Card Charge	03/14/2017	170324	921 Office Supplies	fuel for BL	2289 · Bruce L...	29.50		13,230.03
Credit Card Charge	03/16/2017	170410	921 Office Supplies	fuel for SK	2290 · Scott K...	41.00		13,271.03
Credit Card Charge	03/17/2017	170410	921 Office Supplies	fuel for SK	2290 · Scott K...	11.20		13,282.23
Credit Card Charge	03/19/2017	170411	921 Office Supplies	Supplies for ...	2294 · Chris Cr...	29.14		13,311.37
Bill	03/20/2017	170321	Pioneer Telephone ...	Telephone & i...	2221 · Vendors	79.19		13,390.56
Bill	03/20/2017	01837...	US Cellular	Mobile phone...	2221 · Vendors	400.13		13,790.69
Credit Card Charge	03/20/2017	170410	921 Office Supplies	fuel for BL	2289 · Bruce L...	50.01		13,840.70
Credit Card Charge	03/20/2017	170410	921 Office Supplies	fuel for BL	2289 · Bruce L...	33.20		13,873.90
Bill	03/21/2017	170321	The Anadarko Daily ...	newspaper	2221 · Vendors	87.00		13,960.90
Credit Card Charge	03/21/2017	170410	921 Office Supplies	fuel for BL	2289 · Bruce L...	29.00		13,989.90
Credit Card Charge	03/21/2017	170410	921 Office Supplies	fuel for SK	2290 · Scott K...	34.00		14,023.90
Credit Card Charge	03/22/2017	170410	921 Office Supplies	fuel for BL	2289 · Bruce L...	30.50		14,054.40
Credit Card Charge	03/23/2017	170410	921 Office Supplies	fuel for SK	2290 · Scott K...	44.00		14,098.40
Credit Card Charge	03/26/2017	170410	921 Office Supplies	Fuel for BL	2289 · Bruce L...	25.24		14,123.64
Credit Card Charge	03/26/2017	170410	921 Office Supplies	Fuel for BL	2289 · Bruce L...	36.96		14,160.60
Credit Card Charge	03/28/2017	170410	921 Office Supplies	fuel for BL	2289 · Bruce L...	54.00		14,214.60
Credit Card Charge	03/28/2017	170410	921 Office Supplies	fuel for SK	2290 · Scott K...	48.00		14,262.60
Credit Card Charge	03/30/2017	170410	921 Office Supplies	fuel for SK	2290 · Scott K...	43.00		14,305.60
Bill	03/31/2017	170404	E & S Oil Company	Bruce Lynn fuel	2221 · Vendors	20.00		14,325.60
Bill	04/01/2017	170404	Totah Communicati...	Telephone & i...	2221 · Vendors	289.41		14,615.01
Bill	04/01/2017	170410	Motley Gin, Inc.	Fuel bill for H...	2221 · Vendors	432.20		15,047.21
Credit Card Charge	04/03/2017	170419	921 Office Supplies	fuel for SK	2290 · Scott K...	44.00		15,091.21
Credit Card Charge	04/04/2017	170410	921 Office Supplies	fuel for BL	2289 · Bruce L...	17.65		15,108.86
Credit Card Charge	04/04/2017	170410	921 Office Supplies	Supplies for V...	2289 · Bruce L...	262.20		15,371.06
Bill	04/05/2017	170410	Pioneer Cellular - us...	Cell phone se...	2221 · Vendors	93.99		15,465.05
Credit Card Charge	04/05/2017	170419	921 Office Supplies	fuel for SK	2290 · Scott K...	53.00		15,518.05
Credit Card Charge	04/06/2017	170410	921 Office Supplies	fuel for BL	2289 · Bruce L...	36.00		15,554.05
Credit Card Charge	04/06/2017	170419	921 Office Supplies	fuel for SK	2290 · Scott K...	5.00		15,559.05
Bill	04/07/2017	170418	Monday's Stop N Sh...	Fuel for Ochel...	2221 · Vendors	1,337.32		16,896.37
Credit Card Charge	04/07/2017	170419	921 Office Supplies	fuel for SK	2290 · Scott K...	36.00		16,932.37
Bill	04/09/2017	04092...	AT&T Mobility	Mobile phone...	2221 · Vendors	636.25		17,568.62
Credit Card Charge	04/10/2017	170419	921 Office Supplies	fuel for SK	2290 · Scott K...	46.00		17,614.62
Credit Card Charge	04/10/2017	170419	921 Office Supplies	fuel for BL	2289 · Bruce L...	41.50		17,656.12
Credit Card Charge	04/11/2017	170419	921 Office Supplies	fuel for BL	2289 · Bruce L...	50.50		17,706.62
Credit Card Charge	04/11/2017	170509	921 Office Supplies	fuel for SK	2290 · Scott K...	44.01		17,750.63
Credit Card Charge	04/12/2017	170509	921 Office Supplies	fuel for SK	2290 · Scott K...	13.00		17,763.63
Bill	04/13/2017	170418	Windstream	Telephone & i...	2221 · Vendors	322.33		18,085.96
Credit Card Charge	04/16/2017	170419	921 Office Supplies	fuel for BL	2289 · Bruce L...	43.50		18,129.46
Credit Card Charge	04/16/2017	170509	921 Office Supplies	fuel for SK	2290 · Scott K...	53.01		18,182.47
Credit Card Charge	04/17/2017	170420	921 Office Supplies	fuel for BL	2289 · Bruce L...	25.51		18,207.98
Credit Card Charge	04/19/2017	170420	921 Office Supplies	fuel for BL	2289 · Bruce L...	37.00		18,244.98
Credit Card Charge	04/19/2017	170421	921 Office Supplies	fuel for DG	2286 · Darrel ...	55.00		18,299.98
Bill	04/19/2017	61269...	Quill	Supplies for ...	2221 · Vendors	52.24		18,352.22
Bill	04/20/2017	170427	Pioneer Telephone ...	Telephone & i...	2221 · Vendors	105.14		18,457.36
Bill	04/20/2017	01885...	US Cellular	Mobile phone...	2221 · Vendors	400.55		18,857.91

Navitas Utility Corporation
General Ledger
As of December 31, 2017

Type	Date	Num	Name	Memo	Split	Debit	Credit	Balance
Credit Card Charge	04/20/2017	170509	921 Office Supplies	Supplies for ...	2294 · Chris Cr...	39.27		18,897.18
Credit Card Charge	04/20/2017	170509	921 Office Supplies	fuel for SK	2290 · Scott K...	37.00		18,934.18
Credit Card Charge	04/21/2017	170508	921 Office Supplies	fuel for BL	2289 · Bruce L...	32.00		18,966.18
Credit Card Charge	04/24/2017	170505	921 Office Supplies	fuel for BL	2289 · Bruce L...	51.00		19,017.18
Credit Card Charge	04/24/2017	170509	921 Office Supplies	fuel for SK	2290 · Scott K...	55.00		19,072.18
Credit Card Charge	04/24/2017	170509	921 Office Supplies	Supplies for K...	2290 · Scott K...	69.27		19,141.45
Credit Card Charge	04/25/2017	170505	921 Office Supplies	fuel for BL	2289 · Bruce L...	29.00		19,170.45
Bill	04/26/2017	63140...	Quill	Supplies for ...	2221 · Vendors	57.46		19,227.91
Credit Card Charge	04/27/2017	170509	921 Office Supplies	fuel for SK	2290 · Scott K...	47.01		19,274.92
Credit Card Charge	04/28/2017	170505	921 Office Supplies	fuel for BL	2289 · Bruce L...	42.00		19,316.92
Credit Card Charge	04/30/2017	170509	921 Office Supplies	fuel for SK	2290 · Scott K...	55.00		19,371.92
Bill	05/01/2017	170505	Totah Communicati...	Telephone & i...	2221 · Vendors	289.41		19,661.33
Credit Card Charge	05/01/2017	170505	921 Office Supplies	fuel for BL	2289 · Bruce L...	33.70		19,695.03
Bill	05/01/2017	170508	Motley Gin, Inc.	Fuel bill for H...	2221 · Vendors	271.79		19,966.82
Credit Card Charge	05/03/2017	170505	921 Office Supplies	fuel for BL	2289 · Bruce L...	53.00		20,019.82
Credit Card Charge	05/03/2017	170505	921 Office Supplies	fuel for BL	2289 · Bruce L...	31.80		20,051.62
Bill	05/05/2017	170508	Pioneer Cellular - us...	Cell phone se...	2221 · Vendors	92.69		20,144.31
Credit Card Charge	05/05/2017	170509	921 Office Supplies	fuel for SK	2290 · Scott K...	45.00		20,189.31
Credit Card Charge	05/07/2017	170512	921 Office Supplies	fuel for BL	2289 · Bruce L...	35.65		20,224.96
Credit Card Charge	05/08/2017	170509	921 Office Supplies	fuel for SK	2290 · Scott K...	12.00		20,236.96
Credit Card Charge	05/09/2017	170512	921 Office Supplies	fuel for BL	2289 · Bruce L...	44.00		20,280.96
Bill	05/09/2017	05092...	AT&T Mobility	Mobile phone...	2221 · Vendors	632.25		20,913.21
Bill	05/10/2017	170515	Monday's Stop N Sh...	Fuel for Ochel...	2221 · Vendors	1,479.47		22,392.68
Credit Card Charge	05/11/2017	170615	921 Office Supplies	fuel for SK	2290 · Scott K...	50.00		22,442.68
Bill	05/12/2017	170518	Windstream	Telephone & i...	2221 · Vendors	322.54		22,765.22
Credit Card Charge	05/14/2017	170518	921 Office Supplies	Fuel for BL	2289 · Bruce L...	36.45		22,801.67
Credit Card Charge	05/15/2017	170518	921 Office Supplies	Fuel for BL	2289 · Bruce L...	36.90		22,838.57
Credit Card Charge	05/15/2017	170615	921 Office Supplies	fuel for SK	2290 · Scott K...	48.00		22,886.57
Credit Card Charge	05/17/2017	170518	921 Office Supplies	Fuel for BL	2289 · Bruce L...	49.50		22,936.07
Credit Card Charge	05/19/2017	170526	921 Office Supplies	fuel for BL	2289 · Bruce L...	51.00		22,987.07
Bill	05/20/2017	170523	Pioneer Telephone ...	Telephone & i...	2221 · Vendors	103.63		23,090.70
Bill	05/20/2017	01930...	US Cellular	Mobile phone...	2221 · Vendors	405.55		23,496.25
Credit Card Charge	05/22/2017	170615	921 Office Supplies	fuel for SK	2290 · Scott K...	48.01		23,544.26
Credit Card Charge	05/23/2017	170526	921 Office Supplies	fuel for BL	2289 · Bruce L...	28.80		23,573.06
Credit Card Charge	05/25/2017	170615	921 Office Supplies	fuel for SK	2290 · Scott K...	56.02		23,629.08
Credit Card Charge	05/25/2017	170615	921 Office Supplies	fuel for SK	2290 · Scott K...	42.00		23,671.08
Credit Card Charge	05/26/2017	170526	921 Office Supplies	fuel for BL	2289 · Bruce L...	56.35		23,727.43
Credit Card Charge	05/28/2017	170615	921 Office Supplies	fuel for SK	2290 · Scott K...	48.00		23,775.43
Credit Card Charge	05/30/2017	170605	921 Office Supplies	fuel for BL	2289 · Bruce L...	46.40		23,821.83
Bill	05/31/2017	612663	Farmers Coop Mill &...	fuel for JS	2221 · Vendors	47.00		23,868.83
Credit Card Charge	05/31/2017	170615	921 Office Supplies	fuel for SK	2290 · Scott K...	36.00		23,904.83
Credit Card Charge	05/31/2017	170615	921 Office Supplies	fuel for SK	2290 · Scott K...	45.00		23,949.83
Bill	06/01/2017	170605	Totah Communicati...	Telephone & i...	2221 · Vendors	289.41		24,239.24
Credit Card Charge	06/01/2017	170605	921 Office Supplies	fuel for BL	2289 · Bruce L...	27.90		24,267.14
Bill	06/01/2017	170612	Motley Gin, Inc.	Fuel bill for H...	2221 · Vendors	269.00		24,536.14
Credit Card Charge	06/04/2017	170711	921 Office Supplies	fuel for BL	2289 · Bruce L...	18.77		24,554.91
Bill	06/05/2017	170605	Pioneer Cellular - us...	Cell phone se...	2221 · Vendors	92.64		24,647.55
Credit Card Charge	06/05/2017	170615	921 Office Supplies	fuel for BL	2289 · Bruce L...	41.00		24,688.55
Credit Card Charge	06/05/2017	170615	921 Office Supplies	fuel for SK	2290 · Scott K...	50.00		24,738.55

Navitas Utility Corporation
General Ledger
As of December 31, 2017

Type	Date	Num	Name	Memo	Split	Debit	Credit	Balance
Credit Card Charge	06/07/2017	170615	921 Office Supplies	fuel for BL	2289 · Bruce L...	49.40		24,787.95
Credit Card Charge	06/08/2017	170615	921 Office Supplies	fuel for SY	2283 · Steven ...	41.66		24,829.61
Credit Card Charge	06/08/2017	170616	921 Office Supplies	fuel for BL	2289 · Bruce L...	43.00		24,872.61
Bill	06/09/2017	06092...	AT&T Mobility	Mobile phone...	2221 · Vendors	613.25		25,485.86
Bill	06/09/2017	170623	Monday's Stop N Sh...	Fuel for Ochel...	2221 · Vendors	1,541.49		27,027.35
Credit Card Charge	06/09/2017	170712	921 Office Supplies	fuel for SK	2290 · Scott K...	41.00		27,068.35
Credit Card Charge	06/11/2017	170616	921 Office Supplies	fuel for BL	2289 · Bruce L...	39.97		27,108.32
Bill	06/13/2017	170616	Windstream	Telephone & i...	2221 · Vendors	322.51		27,430.83
Credit Card Charge	06/14/2017	170616	921 Office Supplies	fuel for BL	2289 · Bruce L...	44.01		27,474.84
Credit Card Charge	06/14/2017	170712	921 Office Supplies	fuel for SK	2290 · Scott K...	57.00		27,531.84
Credit Card Charge	06/15/2017	170623	921 Office Supplies	fuel for BL	2289 · Bruce L...	40.00		27,571.84
Credit Card Charge	06/15/2017	170712	921 Office Supplies	fuel for SK	2290 · Scott K...	46.00		27,617.84
Credit Card Charge	06/15/2017	170712	921 Office Supplies	fuel for SK	2290 · Scott K...	17.00		27,634.84
Credit Card Charge	06/15/2017	170712	921 Office Supplies	fuel for SK	2290 · Scott K...	14.01		27,648.85
Credit Card Charge	06/17/2017	170712	921 Office Supplies	fuel for SK	2290 · Scott K...	41.00		27,689.85
Credit Card Charge	06/18/2017	170623	921 Office Supplies	fuel for BL	2289 · Bruce L...	39.34		27,729.19
Credit Card Charge	06/19/2017	170712	921 Office Supplies	fuel for SK	2290 · Scott K...	51.00		27,780.19
Credit Card Charge	06/20/2017	170623	921 Office Supplies	fuel for BL	2289 · Bruce L...	41.30		27,821.49
Bill	06/20/2017	170623	Pioneer Telephone ...	Telephone & i...	2221 · Vendors	105.18		27,926.67
Bill	06/20/2017	01977...	US Cellular	Mobile phone...	2221 · Vendors	405.55		28,332.22
Credit Card Charge	06/20/2017	170712	921 Office Supplies	fuel for SK	2290 · Scott K...	29.00		28,361.22
Credit Card Charge	06/21/2017	170712	921 Office Supplies	fuel for SK	2290 · Scott K...	48.00		28,409.22
Credit Card Charge	06/22/2017	170623	921 Office Supplies	fuel for BL	2289 · Bruce L...	42.07		28,451.29
Credit Card Charge	06/23/2017	170629	921 Office Supplies	fuel for JG	2275 · Johnny ...	77.00		28,528.29
Credit Card Charge	06/23/2017	170712	921 Office Supplies	fuel for SK	2290 · Scott K...	52.00		28,580.29
Credit Card Charge	06/25/2017	170629	921 Office Supplies	fuel for BL	2289 · Bruce L...	33.63		28,613.92
Credit Card Charge	06/25/2017	170629	921 Office Supplies	fuel for BL	2289 · Bruce L...	27.05		28,640.97
Credit Card Charge	06/26/2017	170712	921 Office Supplies	fuel for SK	2290 · Scott K...	13.06		28,654.03
Credit Card Charge	06/26/2017	170712	921 Office Supplies	fuel for SK	2290 · Scott K...	33.00		28,687.03
Credit Card Charge	06/27/2017	170629	921 Office Supplies	fuel for BL	2289 · Bruce L...	38.11		28,725.14
Credit Card Charge	06/29/2017	170711	921 Office Supplies	fuel for BL	2289 · Bruce L...	39.50		28,764.64
Credit Card Charge	06/29/2017	170712	921 Office Supplies	fuel for SK	2290 · Scott K...	44.00		28,808.64
Bill	06/30/2017	S0622...	E & S Oil Company	4 Wheeler fuel	2221 · Vendors	9.00		28,817.64
Bill	07/01/2017	170706	Monday's Stop N Sh...	Fuel for Ochel...	2221 · Vendors	1,530.68		30,348.32
Bill	07/01/2017	170707	Totah Communicati...	Telephone & i...	2221 · Vendors	289.99		30,638.31
Bill	07/01/2017	170710	Motley Gin, Inc.	Fuel bill for H...	2221 · Vendors	461.07		31,099.38
Credit Card Charge	07/01/2017	170712	921 Office Supplies	fuel for SK	2290 · Scott K...	41.00		31,140.38
Bill	07/05/2017	170706	Pioneer Cellular - us...	Cell phone se...	2221 · Vendors	92.64		31,233.02
Credit Card Charge	07/05/2017	170712	921 Office Supplies	fuel for SK	2290 · Scott K...	40.00		31,273.02
Credit Card Charge	07/08/2017	170712	921 Office Supplies	fuel for SK	2290 · Scott K...	54.00		31,327.02
Bill	07/09/2017	07092...	AT&T Mobility	Mobile phone...	2221 · Vendors	627.43		31,954.45
Credit Card Charge	07/09/2017	170725	921 Office Supplies	fuel for BL	2289 · Bruce L...	34.69		31,989.14
Credit Card Charge	07/09/2017	170814	921 Office Supplies	fuel for BL	2289 · Bruce L...	39.00		32,028.14
Credit Card Charge	07/10/2017	170711	921 Office Supplies	Supplies for ...	2285 · Jeff Fog...	13.07		32,041.21
Credit Card Charge	07/10/2017	170725	921 Office Supplies	fuel for BL	2289 · Bruce L...	32.90		32,074.11
Credit Card Charge	07/11/2017	170711	921 Office Supplies	Supplies for ...	2285 · Jeff Fog...	49.08		32,123.19
Credit Card Charge	07/11/2017	170712	921 Office Supplies	fuel for SK	2290 · Scott K...	29.92		32,153.11
Bill	07/12/2017	170718	Windstream	Telephone & i...	2221 · Vendors	322.20		32,475.31
Credit Card Charge	07/13/2017	170725	921 Office Supplies	fuel for BL	2289 · Bruce L...	40.00		32,515.31

Navitas Utility Corporation
General Ledger
As of December 31, 2017

Type	Date	Num	Name	Memo	Split	Debit	Credit	Balance
Credit Card Charge	07/14/2017	170725	921 Office Supplies	fuel for JG	2275 · Johnny ...	64.00		32,579.31
Credit Card Charge	07/15/2017	170811	921 Office Supplies	Fuel for SK	2290 · Scott K...	38.00		32,617.31
Credit Card Charge	07/17/2017	170727	921 Office Supplies	fuel for BL	2289 · Bruce L...	41.50		32,658.81
Credit Card Charge	07/17/2017	170811	921 Office Supplies	Fuel for SK	2290 · Scott K...	14.00		32,672.81
Credit Card Charge	07/17/2017	170811	921 Office Supplies	Fuel for SK	2290 · Scott K...	38.00		32,710.81
Credit Card Charge	07/18/2017	170727	921 Office Supplies	fuel for BL	2289 · Bruce L...	35.25		32,746.06
Bill	07/19/2017	83576...	Quill	Supplies for ...	2221 · Vendors	64.76		32,810.82
Credit Card Charge	07/19/2017	170811	921 Office Supplies	Fuel for SK	2290 · Scott K...	30.00		32,840.82
Bill	07/20/2017	170724	Pioneer Telephone ...	Telephone & i...	2221 · Vendors	104.51		32,945.33
Credit Card Charge	07/20/2017	170727	921 Office Supplies	fuel for BL	2289 · Bruce L...	52.80		32,998.13
Bill	07/20/2017	02023...	US Cellular	Mobile phone...	2221 · Vendors	405.42		33,403.55
Credit Card Charge	07/23/2017	170811	921 Office Supplies	Fuel for SK	2290 · Scott K...	62.00		33,465.55
Credit Card Charge	07/24/2017	170801	921 Office Supplies	fuel for JG	2275 · Johnny ...	62.51		33,528.06
Credit Card Charge	07/24/2017	170801	921 Office Supplies	fuel for BL	2289 · Bruce L...	32.00		33,560.06
Credit Card Charge	07/24/2017	170811	921 Office Supplies	Fuel for SK	2290 · Scott K...	22.52		33,582.58
Credit Card Charge	07/26/2017	170801	921 Office Supplies	fuel for BL	2289 · Bruce L...	46.50		33,629.08
Credit Card Charge	07/27/2017	170811	921 Office Supplies	Fuel for SK	2290 · Scott K...	37.00		33,666.08
Credit Card Charge	07/28/2017	170801	921 Office Supplies	fuel for BL	2289 · Bruce L...	31.25		33,697.33
Credit Card Charge	07/31/2017	170802	921 Office Supplies	fuel for SY	2283 · Steven ...	38.40		33,735.73
Credit Card Charge	07/31/2017	170811	921 Office Supplies	fuel for SK	2289 · Bruce L...	28.50		33,764.23
Credit Card Charge	08/01/2017	170802	921 Office Supplies	fuel for SY	2283 · Steven ...	28.08		33,792.31
Credit Card Charge	08/01/2017	170802	921 Office Supplies	fuel for SY	2283 · Steven ...	40.51		33,832.82
Bill	08/01/2017	170809	Totah Communicati...	Telephone & i...	2221 · Vendors	289.97		34,122.79
Bill	08/01/2017	170809	Motley Gin, Inc.	Fuel bill for H...	2221 · Vendors	346.86		34,469.65
Credit Card Charge	08/01/2017	170811	921 Office Supplies	Fuel for SK	2290 · Scott K...	35.00		34,504.65
Credit Card Charge	08/02/2017	170811	921 Office Supplies	fuel for SK	2289 · Bruce L...	39.00		34,543.65
Bill	08/05/2017	170809	Pioneer Cellular - us...	Cell phone se...	2221 · Vendors	92.60		34,636.25
Credit Card Charge	08/06/2017	170811	921 Office Supplies	fuel for SK	2289 · Bruce L...	36.91		34,673.16
Bill	08/07/2017	620898	Farmers Coop Mill &...	fuel for JG	2221 · Vendors	63.00		34,736.16
Credit Card Charge	08/07/2017	170912	921 Office Supplies	fuel for SK	2290 · Scott K...	57.58		34,793.74
Credit Card Charge	08/09/2017	170811	921 Office Supplies	fuel for SK	2289 · Bruce L...	43.00		34,836.74
Bill	08/09/2017	08092...	AT&T Mobility	Mobile phone...	2221 · Vendors	688.53		35,525.27
Credit Card Charge	08/09/2017	170912	921 Office Supplies	fuel for SK	2290 · Scott K...	36.73		35,562.00
Credit Card Charge	08/10/2017	170816	921 Office Supplies	fuel for SY	2283 · Steven ...	38.91		35,600.91
Credit Card Charge	08/10/2017	170912	921 Office Supplies	fuel for SK	2290 · Scott K...	47.00		35,647.91
Bill	08/14/2017	170815	Windstream	Telephone & i...	2221 · Vendors	322.36		35,970.27
Credit Card Charge	08/14/2017	170822	921 Office Supplies	fuel for SY	2283 · Steven ...	26.89		35,997.16
Credit Card Charge	08/16/2017	170822	921 Office Supplies	fuel for SY	2283 · Steven ...	39.56		36,036.72
Credit Card Charge	08/16/2017	170822	921 Office Supplies	fuel for SY	2283 · Steven ...	49.45		36,086.17
Credit Card Charge	08/18/2017	170912	921 Office Supplies	fuel for SK	2290 · Scott K...	53.00		36,139.17
Bill	08/20/2017	170822	Pioneer Telephone ...	Telephone & i...	2221 · Vendors	104.48		36,243.65
Credit Card Charge	08/20/2017	170829	921 Office Supplies	fuel for BL	2289 · Bruce L...	38.61		36,282.26
Bill	08/20/2017	02071...	US Cellular	Mobile phone...	2221 · Vendors	400.42		36,682.68
Credit Card Charge	08/22/2017	170912	921 Office Supplies	fuel for SK	2290 · Scott K...	38.00		36,720.68
Credit Card Charge	08/23/2017	170829	921 Office Supplies	fuel for BL	2289 · Bruce L...	36.01		36,756.69
Credit Card Charge	08/24/2017	170829	921 Office Supplies	fuel for BL	2289 · Bruce L...	47.50		36,804.19
Credit Card Charge	08/25/2017	170908	921 Office Supplies	Suppleis for V...	2289 · Bruce L...	83.42		36,887.61
Credit Card Charge	08/25/2017	170911	921 Office Supplies	fuel for BL	2289 · Bruce L...	26.01		36,913.62
Credit Card Charge	08/27/2017	170912	921 Office Supplies	fuel for SK	2290 · Scott K...	50.00		36,963.62

Navitas Utility Corporation
General Ledger
As of December 31, 2017

Type	Date	Num	Name	Memo	Split	Debit	Credit	Balance
Credit Card Charge	08/29/2017	170908	921 Office Supplies	fuel for BL	2289 · Bruce L...	18.30		36,981.92
Credit Card Charge	08/30/2017	170912	921 Office Supplies	fuel for SK	2290 · Scott K...	60.00		37,041.92
Credit Card Charge	08/31/2017	170908	921 Office Supplies	fuel for BL	2289 · Bruce L...	45.50		37,087.42
Bill	09/01/2017	170905	Motley Gin, Inc.	Fuel bill for H...	2221 · Vendors	659.18		37,746.60
Bill	09/01/2017	170905	Totah Communicati...	Telephone & i...	2221 · Vendors	289.97		38,036.57
Bill	09/01/2017	S1133...	E & S Oil Company	4 Wheeler fuel	2221 · Vendors	8.75		38,045.32
Bill	09/05/2017	170905	Pioneer Cellular - us...	Cell phone se...	2221 · Vendors	92.60		38,137.92
Credit Card Charge	09/05/2017	170911	921 Office Supplies	fuel for BL	2289 · Bruce L...	33.20		38,171.12
Credit Card Charge	09/06/2017	170911	921 Office Supplies	fuel for BL	2289 · Bruce L...	48.50		38,219.62
Credit Card Charge	09/06/2017	170912	921 Office Supplies	fuel for SK	2290 · Scott K...	44.00		38,263.62
Credit Card Charge	09/08/2017	170919	921 Office Supplies	fuel for BL	2289 · Bruce L...	43.00		38,306.62
Bill	09/09/2017	09092...	AT&T Mobility	Mobile phone...	2221 · Vendors	666.27		38,972.89
Credit Card Charge	09/10/2017	170919	921 Office Supplies	fuel for BL	2289 · Bruce L...	26.00		38,998.89
Credit Card Charge	09/11/2017	170912	921 Office Supplies	fuel for SK	2290 · Scott K...	15.00		39,013.89
Credit Card Charge	09/11/2017	170912	921 Office Supplies	fuel for SK	2290 · Scott K...	47.00		39,060.89
Bill	09/13/2017	170918	Windstream	Telephone & i...	2221 · Vendors	339.46		39,400.35
Bill	09/13/2017	98122...	Quill	Supplies for ...	2221 · Vendors	71.91		39,472.26
Credit Card Charge	09/13/2017	171012	921 Office Supplies	fuel for SK	2290 · Scott K...	40.00		39,512.26
Credit Card Charge	09/14/2017	170919	921 Office Supplies	fuel for BL	2289 · Bruce L...	44.25		39,556.51
Credit Card Charge	09/14/2017	171012	921 Office Supplies	fuel for SK	2290 · Scott K...	22.84		39,579.35
Credit Card Charge	09/15/2017	170919	921 Office Supplies	fule for BL	2289 · Bruce L...	43.80		39,623.15
Credit Card Charge	09/15/2017	170919	921 Office Supplies	fuel for BL	2289 · Bruce L...	40.00		39,663.15
Bill	09/15/2017	170926	Monday's Stop N Sh...	Fuel for Ochel...	2221 · Vendors	1,670.50		41,333.65
Bill	09/15/2017	170926	Monday's Stop N Sh...	Fuel for Ochel...	2221 · Vendors	1,621.02		42,954.67
Credit Card Charge	09/18/2017	171005	921 Office Supplies	fuel for BL	2289 · Bruce L...	28.60		42,983.27
Credit Card Charge	09/18/2017	171012	921 Office Supplies	fuel for SK	2290 · Scott K...	64.00		43,047.27
Bill	09/20/2017	170926	Pioneer Telephone ...	Telephone & i...	2221 · Vendors	241.14		43,288.41
Bill	09/20/2017	02118...	US Cellular	Mobile phone...	2221 · Vendors	400.42		43,688.83
Credit Card Charge	09/20/2017	171005	921 Office Supplies	fule for SY	2283 · Steven ...	74.34		43,763.17
Credit Card Charge	09/20/2017	171012	921 Office Supplies	fuel for SK	2290 · Scott K...	18.73		43,781.90
Credit Card Charge	09/20/2017	171012	921 Office Supplies	fuel for SK	2290 · Scott K...	6.00		43,787.90
Credit Card Charge	09/21/2017	171005	921 Office Supplies	fuel for BL	2289 · Bruce L...	47.25		43,835.15
Credit Card Charge	09/21/2017	171012	921 Office Supplies	fuel for SK	2290 · Scott K...	39.00		43,874.15
Credit Card Charge	09/23/2017	171012	921 Office Supplies	fuel for SK	2290 · Scott K...	40.00		43,914.15
Credit Card Charge	09/25/2017	171005	921 Office Supplies	fuel for BL	2289 · Bruce L...	41.70		43,955.85
Credit Card Charge	09/26/2017	171005	921 Office Supplies	fuel for BL	2289 · Bruce L...	30.00		43,985.85
Credit Card Charge	09/26/2017	171012	921 Office Supplies	fuel for SK	2290 · Scott K...	55.00		44,040.85
Credit Card Charge	09/26/2017	171012	921 Office Supplies	fuel for SK	2290 · Scott K...	47.00		44,087.85
Bill	09/28/2017	12355...	Quill	Supplies for ...	2221 · Vendors	99.33		44,187.18
Credit Card Charge	09/28/2017	171005	921 Office Supplies	fuel for BL	2289 · Bruce L...	33.00		44,220.18
Credit Card Charge	09/28/2017	171012	921 Office Supplies	fuel for SK	2290 · Scott K...	38.00		44,258.18
Credit Card Charge	09/29/2017	171012	921 Office Supplies	fuel for SK	2290 · Scott K...	50.00		44,308.18
Bill	10/01/2017	170930	E & S Oil Company	Bruce Lynn fuel	2221 · Vendors	69.00		44,377.18
Bill	10/01/2017	171005	Totah Communicati...	Telephone & i...	2221 · Vendors	295.22		44,672.40
Bill	10/01/2017	171012	Motley Gin, Inc.	Fuel bill for H...	2221 · Vendors	401.38		45,073.78
Credit Card Charge	10/03/2017	171012	921 Office Supplies	fuel for SK	2290 · Scott K...	48.00		45,121.78
Credit Card Charge	10/04/2017	171005	921 Office Supplies	fuel for BL	2289 · Bruce L...	57.00		45,178.78
Credit Card Charge	10/04/2017	171012	921 Office Supplies	fuel for SK	2290 · Scott K...	12.30		45,191.08
Credit Card Charge	10/04/2017	171012	921 Office Supplies	fuel for SK	2290 · Scott K...	28.00		45,219.08

Navitas Utility Corporation
General Ledger
As of December 31, 2017

Type	Date	Num	Name	Memo	Split	Debit	Credit	Balance
Bill	10/05/2017	171011	Pioneer Cellular - us...	Cell phone se...	2221 · Vendors	93.99		45,313.07
Credit Card Charge	10/05/2017	171012	921 Office Supplies	fuel for SK	2290 · Scott K...	21.00		45,334.07
Credit Card Charge	10/08/2017	171016	921 Office Supplies	fuel for BL	2289 · Bruce L...	52.70		45,386.77
Credit Card Charge	10/09/2017	171012	921 Office Supplies	fuel for SK	2290 · Scott K...	45.01		45,431.78
Credit Card Charge	10/09/2017	171012	921 Office Supplies	fuel for SK	2290 · Scott K...	19.34		45,451.12
Bill	10/09/2017	10092...	AT&T Mobility	Mobile phone...	2221 · Vendors	662.42		46,113.54
Credit Card Charge	10/11/2017	171016	921 Office Supplies	fuel for BL	2289 · Bruce L...	9.90		46,123.44
Credit Card Charge	10/11/2017	171016	921 Office Supplies	fuel for JS	2278 · Trenton...	42.00		46,165.44
Credit Card Charge	10/12/2017	171016	921 Office Supplies	fuel for BL	2289 · Bruce L...	42.40		46,207.84
Bill	10/12/2017	171018	Windstream	Telephone & i...	2221 · Vendors	323.97		46,531.81
Credit Card Charge	10/12/2017	171109	921 Office Supplies	fuel for SK	2290 · Scott K...	62.00		46,593.81
Credit Card Charge	10/16/2017	171025	921 Office Supplies	Fuel for BL	2289 · Bruce L...	25.50		46,619.31
Credit Card Charge	10/17/2017	171025	921 Office Supplies	Fuel for BL	2289 · Bruce L...	60.80		46,680.11
Credit Card Charge	10/17/2017	171109	921 Office Supplies	fuel for SK	2290 · Scott K...	15.80		46,695.91
Bill	10/20/2017	171025	Pioneer Telephone ...	Telephone & i...	2221 · Vendors	106.81		46,802.72
Bill	10/20/2017	02165...	US Cellular	Mobile phone...	2221 · Vendors	401.34		47,204.06
Bill	10/21/2017	171027	Monday's Stop N Sh...	Fuel for Ochel...	2221 · Vendors	1,591.42		48,795.48
Credit Card Charge	10/23/2017	171109	921 Office Supplies	fuel for SK	2290 · Scott K...	54.00		48,849.48
Credit Card Charge	10/24/2017	171109	921 Office Supplies	fuel for BL	2289 · Bruce L...	31.01		48,880.49
Credit Card Charge	10/24/2017	171109	921 Office Supplies	fuel for BL	2289 · Bruce L...	28.00		48,908.49
Credit Card Charge	10/24/2017	171109	921 Office Supplies	fuel for SK	2290 · Scott K...	52.00		48,960.49
Bill	10/26/2017	19826...	Quill	Supplies for ...	2221 · Vendors	148.82		49,109.31
Credit Card Charge	10/27/2017	171109	921 Office Supplies	fuel for BL	2289 · Bruce L...	52.50		49,161.81
Credit Card Charge	10/27/2017	171109	921 Office Supplies	fuel for SK	2290 · Scott K...	41.01		49,202.82
Credit Card Charge	10/30/2017	171109	921 Office Supplies	fuel for BL	2289 · Bruce L...	29.30		49,232.12
Bill	11/01/2017	171107	Motley Gin, Inc.	Fuel bill for H...	2221 · Vendors	296.26		49,528.38
Bill	11/01/2017	171107	Totah Communicati...	Telephone & i...	2221 · Vendors	590.52		50,118.90
Credit Card Charge	11/01/2017	171109	921 Office Supplies	fuel for BL	2289 · Bruce L...	46.00		50,164.90
Credit Card Charge	11/01/2017	171109	921 Office Supplies	fuel for SK	2290 · Scott K...	50.00		50,214.90
Credit Card Charge	11/02/2017	171109	921 Office Supplies	fuel for BL	2289 · Bruce L...	26.50		50,241.40
Credit Card Charge	11/02/2017	171109	921 Office Supplies	fuel for SK	2290 · Scott K...	54.00		50,295.40
Bill	11/03/2017	171110	Monday's Stop N Sh...	Fuel for Ochel...	2221 · Vendors	1,876.79		52,172.19
Credit Card Charge	11/03/2017	171201	921 Office Supplies	fuel for BL	2289 · Bruce L...	43.00		52,215.19
Bill	11/05/2017	171107	Pioneer Cellular - us...	Cell phone se...	2221 · Vendors	113.72		52,328.91
Credit Card Charge	11/06/2017	171201	921 Office Supplies	Supplies for V...	2289 · Bruce L...	66.12		52,395.03
Credit Card Charge	11/07/2017	171213	921 Office Supplies	fuel for SK	2290 · Scott K...	56.01		52,451.04
Credit Card Charge	11/08/2017	171213	921 Office Supplies	fuel for SK	2290 · Scott K...	13.00		52,464.04
Bill	11/09/2017	11092...	AT&T Mobility	Mobile phone...	2221 · Vendors	666.99		53,131.03
Credit Card Charge	11/09/2017	171201	921 Office Supplies	fuel for BL	2289 · Bruce L...	57.50		53,188.53
Credit Card Charge	11/10/2017	171213	921 Office Supplies	fuel for SK	2290 · Scott K...	41.00		53,229.53
Credit Card Charge	11/12/2017	171201	921 Office Supplies	fuel for BL	2289 · Bruce L...	22.00		53,251.53
Bill	11/13/2017	171115	Windstream	Telephone & i...	2221 · Vendors	323.81		53,575.34
Credit Card Charge	11/13/2017	171213	921 Office Supplies	fuel for SK	2290 · Scott K...	14.00		53,589.34
Credit Card Charge	11/14/2017	171201	921 Office Supplies	fuel for BL	2289 · Bruce L...	41.00		53,630.34
Credit Card Charge	11/14/2017	171208	921 Office Supplies	fuel for SY	2283 · Steven ...	37.16		53,667.50
Credit Card Charge	11/14/2017	171213	921 Office Supplies	fuel for SK	2290 · Scott K...	35.00		53,702.50
Credit Card Charge	11/15/2017	171208	921 Office Supplies	fuel for SY	2283 · Steven ...	41.15		53,743.65
Credit Card Charge	11/15/2017	171208	921 Office Supplies	fuel for SY	2283 · Steven ...	34.88		53,778.53
Credit Card Charge	11/15/2017	171213	921 Office Supplies	fuel for SK	2290 · Scott K...	32.00		53,810.53

Navitas Utility Corporation
General Ledger
As of December 31, 2017

Type	Date	Num	Name	Memo	Split	Debit	Credit	Balance
Credit Card Charge	11/16/2017	171201	921 Office Supplies	fuel for JG	2275 · Johnny ...	87.00		53,897.53
Bill	11/20/2017	171130	Pioneer Telephone ...	Telephone & i...	2221 · Vendors	103.76		54,001.29
Credit Card Charge	11/20/2017	171201	921 Office Supplies	fuel for BL	2289 · Bruce L...	50.00		54,051.29
Bill	11/20/2017	02213...	US Cellular	Mobile phone...	2221 · Vendors	401.34		54,452.63
Credit Card Charge	11/20/2017	171213	921 Office Supplies	fuel for SK	2290 · Scott K...	12.00		54,464.63
Credit Card Charge	11/20/2017	171213	921 Office Supplies	fuel for SK	2290 · Scott K...	51.00		54,515.63
Credit Card Charge	11/20/2017	171213	921 Office Supplies	fuel for SK	2290 · Scott K...	27.00		54,542.63
Credit Card Charge	11/22/2017	171213	921 Office Supplies	fuel for SK	2290 · Scott K...	46.00		54,588.63
Credit Card Charge	11/28/2017	171201	921 Office Supplies	fuel for BL	2289 · Bruce L...	48.00		54,636.63
Credit Card Charge	11/28/2017	171213	921 Office Supplies	fuel for SK	2290 · Scott K...	54.00		54,690.63
Credit Card Charge	11/30/2017	171201	921 Office Supplies	fuel for JG	2275 · Johnny ...	74.00		54,764.63
Credit Card Charge	11/30/2017	171213	921 Office Supplies	fuel for SK	2290 · Scott K...	57.00		54,821.63
Credit Card Charge	12/01/2017	171201	921 Office Supplies	fuel for BL	2289 · Bruce L...	32.00		54,853.63
Bill	12/01/2017	171205	Motley Gin, Inc.	Fuel bill for H...	2221 · Vendors	297.85		55,151.48
Credit	12/01/2017	171211	Totah Communicati...	Telephone & i...	2221 · Vendors		4.35	55,147.13
Credit Card Charge	12/04/2017	171213	921 Office Supplies	fuel for SK	2290 · Scott K...	52.00		55,199.13
Credit Card Charge	12/04/2017	171222	921 Office Supplies	fuel for BL	2289 · Bruce L...	26.30		55,225.43
Bill	12/05/2017	171207	Pioneer Cellular - us...	Cell phone se...	2221 · Vendors	89.75		55,315.18
Credit Card Charge	12/05/2017	171208	921 Office Supplies	fuel for JG	2275 · Johnny ...	73.00		55,388.18
Credit Card Charge	12/05/2017	171222	921 Office Supplies	fuel for BL	2289 · Bruce L...	47.00		55,435.18
Credit Card Charge	12/09/2017	171213	921 Office Supplies	fuel for SK	2290 · Scott K...	49.01		55,484.19
Bill	12/09/2017	12092...	AT&T Mobility	Mobile phone...	2221 · Vendors	515.07		55,999.26
Bill	12/11/2017	171220	Monday's Stop N Sh...	Fuel for Ochel...	2221 · Vendors	1,775.44		57,774.70
Credit Card Charge	12/11/2017	171222	921 Office Supplies	fuel for BL	2289 · Bruce L...	44.25		57,818.95
Credit Card Charge	12/11/2017	180118	921 Office Supplies	fuel for DG	2286 · Darrel ...	68.50		57,887.45
Credit Card Charge	12/12/2017	171213	921 Office Supplies	fuel for SK	2290 · Scott K...	61.00		57,948.45
Bill	12/13/2017	171218	Windstream	Telephone & i...	2221 · Vendors	341.28		58,289.73
Credit Card Charge	12/14/2017	171222	921 Office Supplies	fuel for BL	2289 · Bruce L...	45.20		58,334.93
Credit Card Charge	12/14/2017	180118	921 Office Supplies	fuel for SK	2290 · Scott K...	47.00		58,381.93
Bill	12/15/2017	636732	Farmers Coop Mill &...	Fuel for JG	2221 · Vendors	69.00		58,450.93
Credit Card Charge	12/18/2017	171222	921 Office Supplies	fuel for SY	2283 · Steven ...	30.67		58,481.60
Credit Card Charge	12/18/2017	180118	921 Office Supplies	fuel for SK	2290 · Scott K...	62.00		58,543.60
Credit Card Charge	12/19/2017	171222	921 Office Supplies	fuel for SY	2283 · Steven ...	39.14		58,582.74
Credit Card Charge	12/19/2017	171222	921 Office Supplies	fuel for SY	2283 · Steven ...	38.02		58,620.76
Bill	12/20/2017	171229	Pioneer Telephone ...	Telephone & i...	2221 · Vendors	105.32		58,726.08
Bill	12/20/2017	02261...	US Cellular	Mobile phone...	2221 · Vendors	403.26		59,129.34
Credit Card Charge	12/20/2017	180118	921 Office Supplies	fuel for BL	2289 · Bruce L...	39.50		59,168.84
Credit Card Charge	12/26/2017	180118	921 Office Supplies	fuel for SK	2289 · Bruce L...	51.00		59,219.84
Credit Card Charge	12/26/2017	180118	921 Office Supplies	fuel for JG	2275 · Johnny ...	72.00		59,291.84
Credit Card Charge	12/27/2017	180118	874 Mains & Services	rotate tire	2289 · Bruce L...	64.14		59,355.98
Credit Card Charge	12/27/2017	180118	921 Office Supplies	fuel for SK	2290 · Scott K...	58.00		59,413.98
Credit Card Charge	12/29/2017	180118	921 Office Supplies	fuel for SK	2289 · Bruce L...	53.50		59,467.48
Credit Card Charge	12/31/2017	180118	921 Office Supplies	fuel for JG	2275 · Johnny ...	37.00		59,504.48
Credit Card Charge	12/31/2017	180118	921 Office Supplies	fuel for SK	2290 · Scott K...	40.00		59,544.48
Total 921.46 · Office Supplies OK						59,548.83	4.35	59,544.48

Navitas Utility Corporation
General Ledger
As of December 31, 2017

Type	Date	Num	Name	Memo	Split	Debit	Credit	Balance
921 · Office Supplies - Other								0.00
Total 921 · Office Supplies - Other								0.00
Total 921 · Office Supplies						192,901.36	736.96	192,164.40
923 · Outside Services								0.00
6000 · O/H								0.00
Total 6000 · O/H								0.00
6241 · Contracted Transportation								0.00
Bill	01/01/2017	16-266	DeBritton Aviation Ltd.	Trip Nov 18th ...	2221 · Vendors	1,800.00		1,800.00
Bill	01/01/2017	16-266	DeBritton Aviation Ltd.	Crew Expenses	2221 · Vendors	906.00		2,706.00
Bill	01/01/2017	16-266	DeBritton Aviation Ltd.	Monthly Aircr...	2221 · Vendors	1,500.00		4,206.00
Bill	01/01/2017	16-266	DeBritton Aviation Ltd.	Trip Dec 15th ...	2221 · Vendors	1,500.00		5,706.00
Bill	01/01/2017	16-266	DeBritton Aviation Ltd.	Crew Expenses	2221 · Vendors	698.00		6,404.00
Bill	01/01/2017	16-266	DeBritton Aviation Ltd.	Monthly Aircr...	2221 · Vendors	1,500.00		7,904.00
Bill	01/01/2017	16-266	DeBritton Aviation Ltd.	Trip Jan ?? C...	2221 · Vendors	500.00		8,404.00
Bill	01/01/2017	16-266	DeBritton Aviation Ltd.	Crew Expenses	2221 · Vendors	540.00		8,944.00
Bill	01/01/2017	16-266	DeBritton Aviation Ltd.	Dry Lease cre...	2221 · Vendors		1,750.00	7,194.00
Bill	01/01/2017	16-266	DeBritton Aviation Ltd.	Fuel credit	2221 · Vendors		632.50	6,561.50
Credit	01/01/2017	AC - P...	Streetmaster, LLC	Trip 11/18 Chi...	2221 · Vendors		1,800.00	4,761.50
Credit	01/01/2017	AC - P...	Streetmaster, LLC	Crew Expenses	2221 · Vendors		906.00	3,855.50
Credit	01/01/2017	AC - P...	Streetmaster, LLC	Trip 1/?? Chin...	2221 · Vendors		500.00	3,355.50
Credit	01/01/2017	AC - P...	Streetmaster, LLC	Crew Expenses	2221 · Vendors		540.00	2,815.50
Bill	02/27/2017	237074	Vector-Santa Monic...	Landing Fees...	2221 · Vendors	109.60		2,925.10
Credit	02/27/2017	AC - P...	Streetmaster, LLC	Landing Fees...	2221 · Vendors		109.60	2,815.50
General Journal	02/28/2017	170228		Accruable us...	1499 · Contrac...	7,740.00		10,555.50
Credit	03/01/2017	17-321	DeBritton Holdings, ...	Dry Lease cre...	2221 · Vendors		3,748.10	6,807.40
Bill	03/01/2017	17-331	DeBritton Aviation Ltd.	Monthly Aircr...	2221 · Vendors	1,500.00		8,307.40
Credit	03/01/2017	17-331	DeBritton Aviation Ltd.	Dry Lease cre...	2221 · Vendors		8,193.35	114.05
Bill	04/01/2017	17-353	DeBritton Aviation Ltd.	Monthly Aircr...	2221 · Vendors	1,500.00		1,614.05
Credit	04/01/2017	17-616	DeBritton Aviation Ltd.	Dry Lease cre...	2221 · Vendors		6,673.82	-5,059.77
Bill	05/01/2017	17-382	DeBritton Aviation Ltd.	Monthly Aircr...	2221 · Vendors	1,500.00		-3,559.77
Bill	06/01/2017	17-425	DeBritton Aviation Ltd.	Monthly Aircr...	2221 · Vendors	1,500.00		-2,059.77
Bill	07/01/2017	17-520	DeBritton Aviation Ltd.	Monthly Aircr...	2221 · Vendors	1,500.00		-559.77
Bill	08/01/2017	17-615	DeBritton Aviation Ltd.	Monthly Aircr...	2221 · Vendors	1,500.00		940.23
Bill	09/01/2017	17-635	DeBritton Aviation Ltd.	Monthly Aircr...	2221 · Vendors	1,500.00		2,440.23
Bill	10/01/2017	17-789	DeBritton Aviation Ltd.	Monthly Aircr...	2221 · Vendors	1,500.00		3,940.23
Bill	11/01/2017	17-881	DeBritton Aviation Ltd.	Monthly Aircr...	2221 · Vendors	1,500.00		5,440.23
Bill	12/01/2017	17-930	DeBritton Aviation Ltd.	Monthly Aircr...	2221 · Vendors	1,500.00		6,940.23
Bill	12/01/2017	17-930	DeBritton Aviation Ltd.	Trip Nov 7th ...	2221 · Vendors	500.00		7,440.23
Bill	12/01/2017	17-930	DeBritton Aviation Ltd.	Crew Expenses	2221 · Vendors	290.37		7,730.60
Credit	12/01/2017	AC - P...	Streetmaster, LLC	Trip 11/7 Chin...	2221 · Vendors		500.00	7,230.60
Credit	12/01/2017	AC - P...	Streetmaster, LLC	Crew Expenses	2221 · Vendors		290.37	6,940.23
General Journal	12/31/2017	171231		Accruable us...	1499 · Contrac...	1,980.00		8,920.23
Credit	12/31/2017	18-017	DeBritton Aviation Ltd.	Dry Lease cre...	2221 · Vendors		5,460.00	3,460.23
Total 6241 · Contracted Transportation						34,563.97	31,103.74	3,460.23

Navitas Utility Corporation
General Ledger
As of December 31, 2017

Type	Date	Num	Name	Memo	Split	Debit	Credit	Balance
6300 · Acct								0.00
Suspense								0.00
Total Suspense								0.00
6310 · Consultation								0.00
Total 6310 · Consultation								0.00
6300 · Acct - Other								0.00
Total 6300 · Acct - Other								0.00
Total 6300 · Acct								0.00
6420 · Tax consult & filing								0.00
Credit Card Charge	01/26/2017	170202	923 Outside Services	1099	2273 · Joseph ...	115.60		115.60
Credit Card Charge	01/27/2017	170202	923 Outside Services	1099	2273 · Joseph ...	193.85		309.45
Credit Card Charge	01/27/2017	170202	923 Outside Services	1099	2273 · Joseph ...	14.20		323.65
Credit Card Charge	01/27/2017	170202	923 Outside Services	1099	2273 · Joseph ...	5.00		328.65
Credit Card Charge	01/30/2017	170202	932 Maintenance of ...	1099	2273 · Joseph ...	64.62		393.27
Bill	05/01/2017	23110	HBC CPAs & Advisors	Final billing fo...	2221 · Vendors	9,000.00		9,393.27
Bill	09/15/2017	Form ...	Oklahoma Tax Com...	FEI 20-57782...	2221 · Vendors	1,331.00		10,724.27
Bill	09/15/2017	2017 ...	State of California	20-5778213 2...	2221 · Vendors	800.00		11,524.27
Bill	09/15/2017	2016 ...	State of California	EIN 20-57782...	2221 · Vendors	24.00		11,548.27
Bill	10/01/2017	23630	HBC CPAs & Advisors	Adjustmenrs, ...	2221 · Vendors	2,750.00		14,298.27
Bill	11/06/2017	9215	K E Andrews and C...	2017 Property...	2221 · Vendors	7,000.00		21,298.27
Total 6420 · Tax consult & filing						21,298.27	0.00	21,298.27
6425 · Legal								0.00
Bill	01/03/2017	170110	Roberta M. Rossi	Centerpoint a...	2221 · Vendors	6,563.40		6,563.40
Bill	02/06/2017	170207	Roberta M. Rossi	Pipeline Agre...	2221 · Vendors	5,262.60		11,826.00
Credit Card Charge	02/21/2017	170222	923 Outside Services	Process Server	2293 · Noelle ...	50.00		11,876.00
Bill	03/01/2017	170307	Roberta M. Rossi	Pipeline Agre...	2221 · Vendors	3,476.40		15,352.40
Bill	04/17/2017	170418	Roberta M. Rossi	Enable Gas D...	2221 · Vendors	1,365.00		16,717.40
General Journal	07/20/2017	170720		Remove Rob...	923.28 · Outsi...		18,737.00	-2,019.60
Total 6425 · Legal						16,717.40	18,737.00	-2,019.60
6500 · Develop exps								0.00
6510 · New opportun & methods								0.00
Total 6510 · New opportun & methods								0.00
6500 · Develop exps - Other								0.00
Total 6500 · Develop exps - Other								0.00
Total 6500 · Develop exps								0.00

Navitas Utility Corporation
General Ledger
As of December 31, 2017

Type	Date	Num	Name	Memo	Split	Debit	Credit	Balance
923.15 · Outside Services KY								0.00
Bill	01/17/2017	82974...	Baker Donelson	General Coun...	2221 · Vendors	787.64		787.64
Bill	01/17/2017	82970...	Baker Donelson	General Coun...	2221 · Vendors	106.28		893.92
Bill	02/14/2017	170214	Klint Alexander	General Coun...	2221 · Vendors	500.00		1,393.92
Bill	03/14/2017	161467	Navitas KY NG LLC:...	B&W Rate Ca...	2221 · Vendors	1,837.50		3,231.42
Bill	03/21/2017	170328	Klint Alexander	General Coun...	2221 · Vendors	500.00		3,731.42
Invoice	03/31/2017	1703K...	Navitas KY NG LLC	B&W Rate Ca...	1201 · From m...		1,837.50	1,893.92
Bill	04/25/2017	170425	Klint Alexander	General Coun...	2221 · Vendors	500.00		2,393.92
Bill	05/23/2017	170526	Klint Alexander	General Coun...	2221 · Vendors	500.00		2,893.92
Bill	06/16/2017	170619	Klint Alexander	General Coun...	2221 · Vendors	500.00		3,393.92
Bill	07/21/2017	170801	Klint Alexander	General Coun...	2221 · Vendors	500.00		3,893.92
Bill	08/22/2017	170828	Klint Alexander	General Coun...	2221 · Vendors	500.00		4,393.92
Bill	09/21/2017	170927	Klint Alexander	General Coun...	2221 · Vendors	500.00		4,893.92
Bill	11/01/2017	171113	Klint Alexander	General Coun...	2221 · Vendors	500.00		5,393.92
Bill	12/22/2017	171222	Klint Alexander	General Coun...	2221 · Vendors	500.00		5,893.92
Total 923.15 · Outside Services KY						7,731.42	1,837.50	5,893.92
923.16 · Outside Services TN								0.00
Bill	01/06/2017	40002...	Cintas Corporation #...	Jellico uniforms	2221 · Vendors	25.00		25.00
Bill	01/13/2017	40002...	Cintas Corporation #...	Jellico uniforms	2221 · Vendors	25.00		50.00
Bill	01/17/2017	82974...	Baker Donelson	General Coun...	2221 · Vendors	787.65		837.65
Bill	01/17/2017	82970...	Baker Donelson	General Coun...	2221 · Vendors	106.28		943.93
Bill	01/20/2017	40002...	Cintas Corporation #...	Jellico uniforms	2221 · Vendors	25.00		968.93
Bill	01/27/2017	40003...	Cintas Corporation #...	Jellico uniforms	2221 · Vendors	25.00		993.93
Bill	02/03/2017	40003...	Cintas Corporation #...	Jellico uniforms	2221 · Vendors	25.00		1,018.93
Bill	02/10/2017	40003...	Cintas Corporation #...	Jellico uniforms	2221 · Vendors	25.00		1,043.93
Bill	02/14/2017	170214	Klint Alexander	General Coun...	2221 · Vendors	500.00		1,543.93
Bill	02/17/2017	40003...	Cintas Corporation #...	Jellico uniforms	2221 · Vendors	25.00		1,568.93
Bill	02/24/2017	40003...	Cintas Corporation #...	Jellico uniforms	2221 · Vendors	25.00		1,593.93
Bill	03/03/2017	40003...	Cintas Corporation #...	Jellico uniforms	2221 · Vendors	25.00		1,618.93
Bill	03/10/2017	40004...	Cintas Corporation #...	Jellico uniforms	2221 · Vendors	25.00		1,643.93
Bill	03/14/2017	161467	Navitas TN NG LLC:...	B&W Rate Ca...	2221 · Vendors	1,837.50		3,481.43
Bill	03/17/2017	40004...	Cintas Corporation #...	Jellico uniforms	2221 · Vendors	25.00		3,506.43
Bill	03/21/2017	170328	Klint Alexander	General Coun...	2221 · Vendors	500.00		4,006.43
Bill	03/24/2017	40004...	Cintas Corporation #...	Jellico uniforms	2221 · Vendors	25.00		4,031.43
Bill	03/31/2017	40004...	Cintas Corporation #...	Jellico uniforms	2221 · Vendors	25.00		4,056.43
Invoice	03/31/2017	1703T...	Navitas TN NG LLC	B&W Rate Ca...	1201 · From m...		1,837.50	2,218.93
Bill	04/07/2017	40005...	Cintas Corporation #...	Jellico uniforms	2221 · Vendors	25.00		2,243.93
Bill	04/14/2017	40005...	Cintas Corporation #...	Jellico uniforms	2221 · Vendors	25.00		2,268.93
Bill	04/21/2017	40005...	Cintas Corporation #...	Jellico uniforms	2221 · Vendors	25.00		2,293.93
Bill	04/25/2017	170425	Klint Alexander	General Coun...	2221 · Vendors	500.00		2,793.93
Bill	04/28/2017	40006...	Cintas Corporation #...	Jellico uniforms	2221 · Vendors	25.00		2,818.93
Bill	05/05/2017	40006...	Cintas Corporation #...	Jellico uniforms	2221 · Vendors	25.00		2,843.93
Bill	05/12/2017	40006...	Cintas Corporation #...	Jellico uniforms	2221 · Vendors	25.00		2,868.93
Bill	05/19/2017	40007...	Cintas Corporation #...	Jellico uniforms	2221 · Vendors	25.00		2,893.93
Bill	05/23/2017	170526	Klint Alexander	General Coun...	2221 · Vendors	500.00		3,393.93
Bill	05/26/2017	40007...	Cintas Corporation #...	Jellico uniforms	2221 · Vendors	25.00		3,418.93
General Journal	05/30/2017	63458...	Cintas Corporation #...	refund for unif...	1107 · Checkin...		3.60	3,415.33

Navitas Utility Corporation
General Ledger
As of December 31, 2017

Type	Date	Num	Name	Memo	Split	Debit	Credit	Balance
Bill	06/02/2017	40008...	Cintas Corporation #...	Jellico uniforms	2221 · Vendors	25.00		3,440.33
Bill	06/09/2017	40008...	Cintas Corporation #...	Jellico uniforms	2221 · Vendors	25.00		3,465.33
Bill	06/14/2017	162886	Farris Bobango Bra...	Retainer fee f...	2221 · Vendors	1,500.00		4,965.33
Bill	06/16/2017	170619	Klint Alexander	General Coun...	2221 · Vendors	500.00		5,465.33
Bill	06/16/2017	40008...	Cintas Corporation #...	Jellico uniforms	2221 · Vendors	25.00		5,490.33
Bill	06/23/2017	40009...	Cintas Corporation #...	Jellico uniforms	2221 · Vendors	25.00		5,515.33
Bill	06/26/2017	163062	Farris Bobango Bra...	Retainer fee f...	2221 · Vendors	1,500.00		7,015.33
Bill	06/30/2017	40009...	Cintas Corporation #...	Jellico uniforms	2221 · Vendors	25.00		7,040.33
Bill	07/07/2017	40010...	Cintas Corporation #...	Jellico uniforms	2221 · Vendors	25.00		7,065.33
Bill	07/14/2017	40010...	Cintas Corporation #...	Jellico uniforms	2221 · Vendors	25.00		7,090.33
Bill	07/21/2017	163505	Farris Bobango Bra...	Retainer fee f...	2221 · Vendors	1,500.00		8,590.33
Bill	07/21/2017	40011...	Cintas Corporation #...	Jellico uniforms	2221 · Vendors	25.00		8,615.33
Bill	07/21/2017	170801	Klint Alexander	General Coun...	2221 · Vendors	500.00		9,115.33
Bill	07/28/2017	40011...	Cintas Corporation #...	Jellico uniforms	2221 · Vendors	25.00		9,140.33
Bill	08/04/2017	40012...	Cintas Corporation #...	Jellico uniforms	2221 · Vendors	25.00		9,165.33
Bill	08/11/2017	40013...	Cintas Corporation #...	Jellico uniforms	2221 · Vendors	25.00		9,190.33
Bill	08/18/2017	40013...	Cintas Corporation #...	Jellico uniforms	2221 · Vendors	25.00		9,215.33
Bill	08/22/2017	170828	Klint Alexander	General Coun...	2221 · Vendors	500.00		9,715.33
Bill	08/25/2017	40014...	Cintas Corporation #...	Jellico uniforms	2221 · Vendors	25.00		9,740.33
Bill	08/25/2017	163989	Farris Bobango Bra...	Retainer fee f...	2221 · Vendors	1,500.00		11,240.33
Bill	09/01/2017	40015...	Cintas Corporation #...	Jellico uniforms	2221 · Vendors	25.00		11,265.33
Bill	09/08/2017	40015...	Cintas Corporation #...	Jellico uniforms	2221 · Vendors	25.00		11,290.33
Bill	09/15/2017	164336	Farris Bobango Bra...	Retainer fee f...	2221 · Vendors	1,500.00		12,790.33
Bill	09/15/2017	40016...	Cintas Corporation #...	Jellico uniforms	2221 · Vendors	25.00		12,815.33
Bill	09/21/2017	170927	Klint Alexander	General Coun...	2221 · Vendors	500.00		13,315.33
Bill	09/25/2017	40017...	Cintas Corporation #...	Jellico uniforms	2221 · Vendors	25.00		13,340.33
Bill	10/02/2017	40018...	Cintas Corporation #...	Jellico uniforms	2221 · Vendors	25.00		13,365.33
Bill	10/09/2017	40019...	Cintas Corporation #...	Jellico uniforms	2221 · Vendors	25.00		13,390.33
Bill	10/16/2017	164905	Farris Bobango Bra...	Retainer fee f...	2221 · Vendors	1,500.00		14,890.33
Bill	10/16/2017	40019...	Cintas Corporation #...	Jellico uniforms	2221 · Vendors	25.00		14,915.33
Bill	10/23/2017	40020...	Cintas Corporation #...	Jellico uniforms	2221 · Vendors	25.00		14,940.33
Bill	10/30/2017	40021...	Cintas Corporation #...	Jellico uniforms	2221 · Vendors	25.00		14,965.33
Bill	11/01/2017	171113	Klint Alexander	General Coun...	2221 · Vendors	500.00		15,465.33
Bill	11/06/2017	40022...	Cintas Corporation #...	Jellico uniforms	2221 · Vendors	25.00		15,490.33
Bill	11/13/2017	40023...	Cintas Corporation #...	Jellico uniforms	2221 · Vendors	25.00		15,515.33
Bill	11/14/2017	165269	Farris Bobango Bra...	Retainer fee f...	2221 · Vendors	1,500.00		17,015.33
Bill	11/20/2017	40024...	Cintas Corporation #...	Jellico uniforms	2221 · Vendors	25.00		17,040.33
Bill	11/27/2017	40025...	Cintas Corporation #...	Jellico uniforms	2221 · Vendors	25.00		17,065.33
Bill	12/04/2017	40026...	Cintas Corporation #...	Jellico uniforms	2221 · Vendors	25.00		17,090.33
Bill	12/11/2017	40027...	Cintas Corporation #...	Jellico uniforms	2221 · Vendors	25.00		17,115.33
Bill	12/15/2017	165916	Farris Bobango Bra...	Retainer fee f...	2221 · Vendors	1,500.00		18,615.33
Bill	12/18/2017	40028...	Cintas Corporation #...	Jellico uniforms	2221 · Vendors	25.00		18,640.33
Bill	12/22/2017	171222	Klint Alexander	General Coun...	2221 · Vendors	500.00		19,140.33
Bill	12/26/2017	40029...	Cintas Corporation #...	Jellico uniforms	2221 · Vendors	25.00		19,165.33
Total 923.16 · Outside Services TN						21,006.43	1,841.10	19,165.33

Navitas Utility Corporation
General Ledger
As of December 31, 2017

Type	Date	Num	Name	Memo	Split	Debit	Credit	Balance
923.28 · Outside Services TX								0.00
General Journal	07/20/2017	170720	Navitas Utility TX, LLC	Capitalize Ro...	6425 · Legal	18,737.00		18,737.00
Invoice	07/31/2017	1707T...	Navitas Utility TX, LLC	Capitalize Ro...	1201 · From m...		18,737.00	0.00
Total 923.28 · Outside Services TX						18,737.00	18,737.00	0.00
923.46 · Outside Services OK								0.00
General Journal	01/01/2017	170101	A New Energy LLC	Expense Jan ...	1408 · Prepaid...	2,083.33		2,083.33
Bill	01/02/2017	833 1...	Unifirst Holdings, In...	Hollis uniforms	2221 · Vendors	29.68		2,113.01
Bill	01/02/2017	825 1...	Unifirst Holdings, In...	Velma uniforms	2221 · Vendors	43.91		2,156.92
Bill	01/03/2017	827 0...	Unifirst Holdings, In...	Kinta uniforms	2221 · Vendors	43.90		2,200.82
Bill	01/04/2017	825 1...	Unifirst Holdings, In...	Eakly uniforms	2221 · Vendors	206.88		2,407.70
Bill	01/05/2017	824 1...	Unifirst Holdings, In...	Ochelata unif...	2221 · Vendors	88.51		2,496.21
Bill	01/09/2017	833 1...	Unifirst Holdings, In...	Hollis uniforms	2221 · Vendors	29.68		2,525.89
Bill	01/09/2017	825 1...	Unifirst Holdings, In...	Velma uniforms	2221 · Vendors	43.91		2,569.80
Bill	01/10/2017	170118	Ron Comingdeer & ...	Ongoing Repr...	2221 · Vendors	2,083.00		4,652.80
Bill	01/10/2017	827 0...	Unifirst Holdings, In...	Kinta uniforms	2221 · Vendors	43.90		4,696.70
Bill	01/11/2017	825 1...	Unifirst Holdings, In...	Eakly uniforms	2221 · Vendors	201.58		4,898.28
Bill	01/12/2017	824 1...	Unifirst Holdings, In...	Ochelata unif...	2221 · Vendors	88.51		4,986.79
Bill	01/16/2017	833 1...	Unifirst Holdings, In...	Hollis uniforms	2221 · Vendors	29.68		5,016.47
Bill	01/16/2017	825 1...	Unifirst Holdings, In...	Velma uniforms	2221 · Vendors	43.91		5,060.38
Bill	01/18/2017	825 1...	Unifirst Holdings, In...	Eakly uniforms	2221 · Vendors	232.42		5,292.80
Bill	01/19/2017	824 1...	Unifirst Holdings, In...	Ochelata unif...	2221 · Vendors	88.51		5,381.31
Bill	01/23/2017	833 1...	Unifirst Holdings, In...	Hollis uniforms	2221 · Vendors	32.33		5,413.64
Bill	01/23/2017	825 1...	Unifirst Holdings, In...	Velma uniforms	2221 · Vendors	43.91		5,457.55
Bill	01/24/2017	827 0...	Unifirst Holdings, In...	Kinta uniforms	2221 · Vendors	43.90		5,501.45
Bill	01/25/2017	825 1...	Unifirst Holdings, In...	Eakly uniforms	2221 · Vendors	201.58		5,703.03
Bill	01/26/2017	824 1...	Unifirst Holdings, In...	Ochelata unif...	2221 · Vendors	88.51		5,791.54
Bill	01/30/2017	833 1...	Unifirst Holdings, In...	Hollis uniforms	2221 · Vendors	29.68		5,821.22
Bill	01/30/2017	825 1...	Unifirst Holdings, In...	Velma uniforms	2221 · Vendors	43.91		5,865.13
Bill	01/31/2017	827 0...	Unifirst Holdings, In...	Kinta uniforms	2221 · Vendors	43.90		5,909.03
General Journal	02/01/2017	170201	A New Energy LLC	Expense Feb ...	1408 · Prepaid...	2,083.33		7,992.36
Bill	02/01/2017	825 1...	Unifirst Holdings, In...	Eakly uniforms	2221 · Vendors	201.58		8,193.94
Bill	02/02/2017	824 1...	Unifirst Holdings, In...	Ochelata unif...	2221 · Vendors	88.51		8,282.45
Bill	02/06/2017	833 1...	Unifirst Holdings, In...	Hollis uniforms	2221 · Vendors	29.68		8,312.13
Bill	02/06/2017	825 1...	Unifirst Holdings, In...	Velma uniforms	2221 · Vendors	43.91		8,356.04
Bill	02/07/2017	827 0...	Unifirst Holdings, In...	Kinta uniforms	2221 · Vendors	43.90		8,399.94
Bill	02/08/2017	825 1...	Unifirst Holdings, In...	Eakly uniforms	2221 · Vendors	201.58		8,601.52
Bill	02/09/2017	824 1...	Unifirst Holdings, In...	Ochelata unif...	2221 · Vendors	88.51		8,690.03
Bill	02/10/2017	170210	Ron Comingdeer & ...	Ongoing Repr...	2221 · Vendors	2,083.00		10,773.03
Bill	02/13/2017	833 1...	Unifirst Holdings, In...	Hollis uniforms	2221 · Vendors	29.68		10,802.71
Bill	02/13/2017	825 1...	Unifirst Holdings, In...	Velma uniforms	2221 · Vendors	43.91		10,846.62
Bill	02/14/2017	827 0...	Unifirst Holdings, In...	Kinta uniforms	2221 · Vendors	43.90		10,890.52
Bill	02/15/2017	825 1...	Unifirst Holdings, In...	Eakly uniforms	2221 · Vendors	232.42		11,122.94
Bill	02/16/2017	824 1...	Unifirst Holdings, In...	Ochelata unif...	2221 · Vendors	117.75		11,240.69
Bill	02/20/2017	833 1...	Unifirst Holdings, In...	Hollis uniforms	2221 · Vendors	29.68		11,270.37
Bill	02/20/2017	825 1...	Unifirst Holdings, In...	Velma uniforms	2221 · Vendors	43.91		11,314.28
Bill	02/21/2017	827 0...	Unifirst Holdings, In...	Kinta uniforms	2221 · Vendors	43.90		11,358.18
Bill	02/22/2017	825 1...	Unifirst Holdings, In...	Eakly uniforms	2221 · Vendors	201.58		11,559.76

Navitas Utility Corporation
General Ledger
As of December 31, 2017

Type	Date	Num	Name	Memo	Split	Debit	Credit	Balance
Bill	02/23/2017	824 1...	Unifirst Holdings, In...	Ochelata unif...	2221 · Vendors	93.87		11,653.63
Bill	02/27/2017	833 1...	Unifirst Holdings, In...	Hollis uniforms	2221 · Vendors	31.52		11,685.15
Bill	02/27/2017	825 1...	Unifirst Holdings, In...	Velma uniforms	2221 · Vendors	46.63		11,731.78
Bill	02/28/2017	827 0...	Unifirst Holdings, In...	Kinta uniforms	2221 · Vendors	46.62		11,778.40
General Journal	03/01/2017	170301	A New Energy LLC	Expense Mar ...	1408 · Prepaid...	2,083.33		13,861.73
Bill	03/01/2017	825 1...	Unifirst Holdings, In...	Eakly uniforms	2221 · Vendors	214.31		14,076.04
Bill	03/02/2017	824 1...	Unifirst Holdings, In...	Ochelata unif...	2221 · Vendors	93.87		14,169.91
Bill	03/06/2017	833 1...	Unifirst Holdings, In...	Hollis uniforms	2221 · Vendors	31.52		14,201.43
Bill	03/06/2017	825 1...	Unifirst Holdings, In...	Velma uniforms	2221 · Vendors	46.63		14,248.06
Bill	03/07/2017	827 0...	Unifirst Holdings, In...	Kinta uniforms	2221 · Vendors	46.62		14,294.68
Bill	03/08/2017	825 1...	Unifirst Holdings, In...	Eakly uniforms	2221 · Vendors	216.96		14,511.64
Bill	03/09/2017	824 1...	Unifirst Holdings, In...	Ochelata unif...	2221 · Vendors	93.87		14,605.51
Bill	03/10/2017	170320	Ron Comingdeer & ...	Ongoing Repr...	2221 · Vendors	2,083.00		16,688.51
Bill	03/13/2017	833 1...	Unifirst Holdings, In...	Hollis uniforms	2221 · Vendors	31.52		16,720.03
Bill	03/13/2017	825 1...	Unifirst Holdings, In...	Velma uniforms	2221 · Vendors	46.63		16,766.66
Bill	03/14/2017	827 0...	Unifirst Holdings, In...	Kinta uniforms	2221 · Vendors	33.36		16,800.02
Bill	03/15/2017	825 1...	Unifirst Holdings, In...	Eakly uniforms	2221 · Vendors	209.71		17,009.73
Bill	03/16/2017	824 1...	Unifirst Holdings, In...	Ochelata unif...	2221 · Vendors	102.32		17,112.05
Bill	03/20/2017	833 1...	Unifirst Holdings, In...	Hollis uniforms	2221 · Vendors	19.93		17,131.98
Bill	03/20/2017	825 1...	Unifirst Holdings, In...	Velma uniforms	2221 · Vendors	32.70		17,164.68
Bill	03/21/2017	827 0...	Unifirst Holdings, In...	Kinta uniforms	2221 · Vendors	32.70		17,197.38
Bill	03/22/2017	825 1...	Unifirst Holdings, In...	Eakly uniforms	2221 · Vendors	178.12		17,375.50
Bill	03/23/2017	824 1...	Unifirst Holdings, In...	Ochelata unif...	2221 · Vendors	71.97		17,447.47
Bill	03/27/2017	825 1...	Unifirst Holdings, In...	Velma uniforms	2221 · Vendors	32.70		17,480.17
Bill	03/27/2017	833 1...	Unifirst Holdings, In...	Hollis uniforms	2221 · Vendors	19.93		17,500.10
Bill	03/28/2017	827 0...	Unifirst Holdings, In...	Kinta uniforms	2221 · Vendors	32.70		17,532.80
Bill	03/29/2017	825 1...	Unifirst Holdings, In...	Eakly uniforms	2221 · Vendors	178.12		17,710.92
Bill	03/30/2017	824 1...	Unifirst Holdings, In...	Ochelata unif...	2221 · Vendors	71.97		17,782.89
General Journal	04/01/2017	170401	A New Energy LLC	Expense Apr ...	1408 · Prepaid...	2,083.33		19,866.22
Bill	04/03/2017	825 1...	Unifirst Holdings, In...	Velma uniforms	2221 · Vendors	32.70		19,898.92
Bill	04/03/2017	833 1...	Unifirst Holdings, In...	Hollis uniforms	2221 · Vendors	19.93		19,918.85
Bill	04/04/2017	827 0...	Unifirst Holdings, In...	Kinta uniforms	2221 · Vendors	32.70		19,951.55
Bill	04/05/2017	825 1...	Unifirst Holdings, In...	Eakly uniforms	2221 · Vendors	178.12		20,129.67
Bill	04/06/2017	824 1...	Unifirst Holdings, In...	Ochelata unif...	2221 · Vendors	71.97		20,201.64
Bill	04/10/2017	170418	Ron Comingdeer & ...	Ongoing Repr...	2221 · Vendors	2,083.00		22,284.64
Bill	04/10/2017	825 1...	Unifirst Holdings, In...	Velma uniforms	2221 · Vendors	32.70		22,317.34
Bill	04/10/2017	833 1...	Unifirst Holdings, In...	Hollis uniforms	2221 · Vendors	19.93		22,337.27
Bill	04/11/2017	827 0...	Unifirst Holdings, In...	Kinta uniforms	2221 · Vendors	32.70		22,369.97
Bill	04/12/2017	825 1...	Unifirst Holdings, In...	Eakly uniforms	2221 · Vendors	203.77		22,573.74
Bill	04/13/2017	824 1...	Unifirst Holdings, In...	Ochelata unif...	2221 · Vendors	71.97		22,645.71
Bill	04/17/2017	825 1...	Unifirst Holdings, In...	Velma uniforms	2221 · Vendors	32.70		22,678.41
Bill	04/17/2017	833 1...	Unifirst Holdings, In...	Hollis uniforms	2221 · Vendors	19.93		22,698.34
Bill	04/18/2017	827 0...	Unifirst Holdings, In...	Kinta uniforms	2221 · Vendors	32.70		22,731.04
Bill	04/19/2017	825 1...	Unifirst Holdings, In...	Eakly uniforms	2221 · Vendors	178.12		22,909.16
Bill	04/20/2017	824 1...	Unifirst Holdings, In...	Ochelata unif...	2221 · Vendors	71.97		22,981.13
Bill	04/24/2017	825 1...	Unifirst Holdings, In...	Velma uniforms	2221 · Vendors	33.70		23,014.83
Bill	04/24/2017	833 1...	Unifirst Holdings, In...	Hollis uniforms	2221 · Vendors	19.93		23,034.76
Bill	04/25/2017	827 0...	Unifirst Holdings, In...	Kinta uniforms	2221 · Vendors	32.70		23,067.46
Bill	04/26/2017	825 1...	Unifirst Holdings, In...	Eakly uniforms	2221 · Vendors	158.19		23,225.65

Navitas Utility Corporation
General Ledger
As of December 31, 2017

Type	Date	Num	Name	Memo	Split	Debit	Credit	Balance
Bill	04/27/2017	824 1...	Unifirst Holdings, In...	Ochelata unif...	2221 · Vendors	71.97		23,297.62
Credit	04/30/2017	15003...	Navitas Winstar LLC...	Proposed 4" ...	2221 · Vendors		9,770.00	13,527.62
Invoice	04/30/2017	1704...	Navitas Winstar LLC	Proposed 4" ...	1201 · From m...	9,770.00		23,297.62
General Journal	05/01/2017	170501	A New Energy LLC	Expense May ...	1408 · Prepaid...	2,083.33		25,380.95
Bill	05/01/2017	825 1...	Unifirst Holdings, In...	Velma uniforms	2221 · Vendors	34.70		25,415.65
Bill	05/01/2017	833 1...	Unifirst Holdings, In...	Hollis uniforms	2221 · Vendors	19.93		25,435.58
Bill	05/02/2017	827 0...	Unifirst Holdings, In...	Kinta uniforms	2221 · Vendors	32.70		25,468.28
Bill	05/03/2017	825 1...	Unifirst Holdings, In...	Eakly uniforms	2221 · Vendors	158.19		25,626.47
Bill	05/04/2017	824 1...	Unifirst Holdings, In...	Ochelata unif...	2221 · Vendors	71.97		25,698.44
Bill	05/08/2017	825 1...	Unifirst Holdings, In...	Velma uniforms	2221 · Vendors	32.70		25,731.14
Bill	05/08/2017	833 1...	Unifirst Holdings, In...	Hollis uniforms	2221 · Vendors	19.93		25,751.07
Bill	05/09/2017	827 0...	Unifirst Holdings, In...	Kinta uniforms	2221 · Vendors	32.70		25,783.77
Bill	05/10/2017	170515	Ron Comingdeer & ...	Ongoing Repr...	2221 · Vendors	2,083.00		27,866.77
Bill	05/10/2017	825 1...	Unifirst Holdings, In...	Eakly uniforms	2221 · Vendors	158.19		28,024.96
Bill	05/11/2017	824 1...	Unifirst Holdings, In...	Ochelata unif...	2221 · Vendors	71.97		28,096.93
Bill	05/15/2017	825 1...	Unifirst Holdings, In...	Velma uniforms	2221 · Vendors	32.70		28,129.63
Bill	05/15/2017	833 1...	Unifirst Holdings, In...	Hollis uniforms	2221 · Vendors	26.87		28,156.50
Bill	05/16/2017	827 0...	Unifirst Holdings, In...	Kinta uniforms	2221 · Vendors	32.70		28,189.20
Bill	05/17/2017	825 1...	Unifirst Holdings, In...	Eakly uniforms	2221 · Vendors	183.84		28,373.04
Bill	05/18/2017	824 1...	Unifirst Holdings, In...	Ochelata unif...	2221 · Vendors	71.97		28,445.01
Bill	05/18/2017	824 1...	Unifirst Holdings, In...	Ochelata unif...	2221 · Vendors	387.84		28,832.85
Bill	05/22/2017	825 1...	Unifirst Holdings, In...	Velma uniforms	2221 · Vendors	34.70		28,867.55
Bill	05/22/2017	833 1...	Unifirst Holdings, In...	Hollis uniforms	2221 · Vendors	19.93		28,887.48
Bill	05/23/2017	827 0...	Unifirst Holdings, In...	Kinta uniforms	2221 · Vendors	32.70		28,920.18
Bill	05/24/2017	825 1...	Unifirst Holdings, In...	Eakly uniforms	2221 · Vendors	158.19		29,078.37
Bill	05/25/2017	824 1...	Unifirst Holdings, In...	Ochelata unif...	2221 · Vendors	72.97		29,151.34
Bill	05/29/2017	833 1...	Unifirst Holdings, In...	Hollis uniforms	2221 · Vendors	19.93		29,171.27
Bill	05/29/2017	825 1...	Unifirst Holdings, In...	Velma uniforms	2221 · Vendors	32.70		29,203.97
Bill	05/30/2017	827 0...	Unifirst Holdings, In...	Kinta uniforms	2221 · Vendors	32.70		29,236.67
Bill	05/31/2017	825 1...	Unifirst Holdings, In...	Eakly uniforms	2221 · Vendors	158.19		29,394.86
Bill	06/01/2017	824 1...	Unifirst Holdings, In...	Ochelata unif...	2221 · Vendors	71.97		29,466.83
General Journal	06/01/2017	170601	A New Energy LLC	Expense June...	1408 · Prepaid...	2,083.33		31,550.16
Bill	06/05/2017	833 1...	Unifirst Holdings, In...	Hollis uniforms	2221 · Vendors	19.93		31,570.09
Bill	06/05/2017	825 1...	Unifirst Holdings, In...	Velma uniforms	2221 · Vendors	32.70		31,602.79
Bill	06/06/2017	827 0...	Unifirst Holdings, In...	Kinta uniforms	2221 · Vendors	32.70		31,635.49
Bill	06/07/2017	825 1...	Unifirst Holdings, In...	Eakly uniforms	2221 · Vendors	173.19		31,808.68
Bill	06/08/2017	824 1...	Unifirst Holdings, In...	Ochelata unif...	2221 · Vendors	71.97		31,880.65
Bill	06/10/2017	170613	Ron Comingdeer & ...	Ongoing Repr...	2221 · Vendors	2,083.00		33,963.65
Bill	06/12/2017	833 1...	Unifirst Holdings, In...	Hollis uniforms	2221 · Vendors	19.93		33,983.58
Bill	06/12/2017	825 1...	Unifirst Holdings, In...	Velma uniforms	2221 · Vendors	32.70		34,016.28
Bill	06/13/2017	827 0...	Unifirst Holdings, In...	Kinta uniforms	2221 · Vendors	32.70		34,048.98
Bill	06/14/2017	825 1...	Unifirst Holdings, In...	Eakly uniforms	2221 · Vendors	198.84		34,247.82
Bill	06/15/2017	824 1...	Unifirst Holdings, In...	Ochelata unif...	2221 · Vendors	71.97		34,319.79
Bill	06/19/2017	833 1...	Unifirst Holdings, In...	Hollis uniforms	2221 · Vendors	19.93		34,339.72
Bill	06/19/2017	825 1...	Unifirst Holdings, In...	Velma uniforms	2221 · Vendors	32.70		34,372.42
Bill	06/20/2017	827 0...	Unifirst Holdings, In...	Kinta uniforms	2221 · Vendors	32.70		34,405.12
Bill	06/21/2017	825 1...	Unifirst Holdings, In...	Eakly uniforms	2221 · Vendors	173.19		34,578.31
Bill	06/22/2017	824 1...	Unifirst Holdings, In...	Ochelata unif...	2221 · Vendors	71.97		34,650.28
Bill	06/26/2017	833 1...	Unifirst Holdings, In...	Hollis uniforms	2221 · Vendors	19.93		34,670.21

Navitas Utility Corporation
General Ledger
As of December 31, 2017

Type	Date	Num	Name	Memo	Split	Debit	Credit	Balance
Bill	06/26/2017	825 1...	Unifirst Holdings, In...	Velma uniforms	2221 · Vendors	32.70		34,702.91
Bill	06/27/2017	827 0...	Unifirst Holdings, In...	Kinta uniforms	2221 · Vendors	32.70		34,735.61
Bill	06/28/2017	825 1...	Unifirst Holdings, In...	Eakly uniforms	2221 · Vendors	173.19		34,908.80
Bill	06/29/2017	824 1...	Unifirst Holdings, In...	Ochelata unif...	2221 · Vendors	71.97		34,980.77
General Journal	07/01/2017	170701	A New Energy LLC	Expense July ...	1408 · Prepaid...	2,094.00		37,074.77
Bill	07/03/2017	833 1...	Unifirst Holdings, In...	Hollis uniforms	2221 · Vendors	19.93		37,094.70
Bill	07/03/2017	825 1...	Unifirst Holdings, In...	Velma uniforms	2221 · Vendors	32.70		37,127.40
Bill	07/04/2017	827 0...	Unifirst Holdings, In...	Kinta uniforms	2221 · Vendors	32.70		37,160.10
Bill	07/05/2017	825 1...	Unifirst Holdings, In...	Eakly uniforms	2221 · Vendors	173.19		37,333.29
Bill	07/06/2017	824 1...	Unifirst Holdings, In...	Ochelata unif...	2221 · Vendors	71.97		37,405.26
Bill	07/10/2017	170713	Ron Comingdeer & ...	Ongoing Repr...	2221 · Vendors	2,083.00		39,488.26
Bill	07/10/2017	833 1...	Unifirst Holdings, In...	Hollis uniforms	2221 · Vendors	19.93		39,508.19
Bill	07/10/2017	825 1...	Unifirst Holdings, In...	Velma uniforms	2221 · Vendors	32.70		39,540.89
Bill	07/11/2017	827 0...	Unifirst Holdings, In...	Kinta uniforms	2221 · Vendors	32.70		39,573.59
Bill	07/12/2017	170713	A New Energy LLC	OK General J...	2221 · Vendors	47.25		39,620.84
Bill	07/12/2017	825 1...	Unifirst Holdings, In...	Eakly uniforms	2221 · Vendors	198.84		39,819.68
Bill	07/13/2017	824 1...	Unifirst Holdings, In...	Ochelata unif...	2221 · Vendors	71.97		39,891.65
Bill	07/17/2017	833 1...	Unifirst Holdings, In...	Hollis uniforms	2221 · Vendors	19.93		39,911.58
Bill	07/17/2017	825 1...	Unifirst Holdings, In...	Velma uniforms	2221 · Vendors	32.70		39,944.28
Bill	07/18/2017	827 0...	Unifirst Holdings, In...	Kinta uniforms	2221 · Vendors	32.70		39,976.98
Bill	07/19/2017	825 1...	Unifirst Holdings, In...	Eakly uniforms	2221 · Vendors	173.19		40,150.17
Bill	07/20/2017	824 1...	Unifirst Holdings, In...	Ochelata unif...	2221 · Vendors	71.97		40,222.14
Bill	07/24/2017	825 1...	Unifirst Holdings, In...	Velma uniforms	2221 · Vendors	32.70		40,254.84
Bill	07/24/2017	833 1...	Unifirst Holdings, In...	Hollis uniforms	2221 · Vendors	19.93		40,274.77
Bill	07/25/2017	827 0...	Unifirst Holdings, In...	Kinta uniforms	2221 · Vendors	32.70		40,307.47
Bill	07/26/2017	824 1...	Unifirst Holdings, In...	Ochelata unif...	2221 · Vendors	71.97		40,379.44
Bill	07/26/2017	825 1...	Unifirst Holdings, In...	Eakly uniforms	2221 · Vendors	173.19		40,552.63
Bill	07/31/2017	825 1...	Unifirst Holdings, In...	Velma uniforms	2221 · Vendors	32.70		40,585.33
Bill	07/31/2017	833 1...	Unifirst Holdings, In...	Hollis uniforms	2221 · Vendors	19.93		40,605.26
General Journal	08/01/2017	170801	A New Energy LLC	Expense Aug ...	1408 · Prepaid...	2,094.41		42,699.67
Bill	08/01/2017	827 0...	Unifirst Holdings, In...	Kinta uniforms	2221 · Vendors	32.70		42,732.37
Bill	08/02/2017	825 1...	Unifirst Holdings, In...	Eakly uniforms	2221 · Vendors	173.19		42,905.56
Bill	08/03/2017	824 1...	Unifirst Holdings, In...	Ochelata unif...	2221 · Vendors	71.97		42,977.53
Bill	08/04/2017	170809	A New Energy LLC	OK General J...	2221 · Vendors	96.90		43,074.43
Bill	08/07/2017	825 1...	Unifirst Holdings, In...	Velma uniforms	2221 · Vendors	64.13		43,138.56
Bill	08/07/2017	833 1...	Unifirst Holdings, In...	Hollis uniforms	2221 · Vendors	19.93		43,158.49
Bill	08/08/2017	827 0...	Unifirst Holdings, In...	Kinta uniforms	2221 · Vendors	32.70		43,191.19
Bill	08/09/2017	825 1...	Unifirst Holdings, In...	Eakly uniforms	2221 · Vendors	198.84		43,390.03
Bill	08/10/2017	824 1...	Unifirst Holdings, In...	Ochelata unif...	2221 · Vendors	71.97		43,462.00
Bill	08/10/2017	170814	Ron Comingdeer & ...	Ongoing Repr...	2221 · Vendors	2,083.00		45,545.00
Bill	08/14/2017	825 1...	Unifirst Holdings, In...	Velma uniforms	2221 · Vendors	32.70		45,577.70
Bill	08/14/2017	833 1...	Unifirst Holdings, In...	Hollis uniforms	2221 · Vendors	19.93		45,597.63
Bill	08/15/2017	827 0...	Unifirst Holdings, In...	Kinta uniforms	2221 · Vendors	32.70		45,630.33
Bill	08/16/2017	825 1...	Unifirst Holdings, In...	Eakly uniforms	2221 · Vendors	173.19		45,803.52
Bill	08/17/2017	824 1...	Unifirst Holdings, In...	Ochelata unif...	2221 · Vendors	71.97		45,875.49
Bill	08/21/2017	825 1...	Unifirst Holdings, In...	Velma uniforms	2221 · Vendors	32.70		45,908.19
Bill	08/21/2017	833 1...	Unifirst Holdings, In...	Hollis uniforms	2221 · Vendors	19.93		45,928.12
Bill	08/22/2017	827 0...	Unifirst Holdings, In...	Kinta uniforms	2221 · Vendors	32.70		45,960.82
Bill	08/23/2017	825 1...	Unifirst Holdings, In...	Eakly uniforms	2221 · Vendors	173.19		46,134.01

Navitas Utility Corporation
General Ledger
As of December 31, 2017

Type	Date	Num	Name	Memo	Split	Debit	Credit	Balance
Bill	08/24/2017	824 1...	Unifirst Holdings, In...	Ochelata unif...	2221 · Vendors	71.97		46,205.98
Bill	08/28/2017	825 1...	Unifirst Holdings, In...	Velma uniforms	2221 · Vendors	32.70		46,238.68
Bill	08/28/2017	833 1...	Unifirst Holdings, In...	Hollis uniforms	2221 · Vendors	19.93		46,258.61
Bill	08/29/2017	827 0...	Unifirst Holdings, In...	Kinta uniforms	2221 · Vendors	32.70		46,291.31
Bill	08/30/2017	825 1...	Unifirst Holdings, In...	Eakly uniforms	2221 · Vendors	173.19		46,464.50
Bill	08/31/2017	824 1...	Unifirst Holdings, In...	Ochelata unif...	2221 · Vendors	71.97		46,536.47
General Journal	09/01/2017	170901	A New Energy LLC	Expense Sept...	1408 · Prepaid...	2,137.03		48,673.50
Bill	09/04/2017	825 1...	Unifirst Holdings, In...	Velma uniforms	2221 · Vendors	32.70		48,706.20
Bill	09/04/2017	833 1...	Unifirst Holdings, In...	Hollis uniforms	2221 · Vendors	19.93		48,726.13
Bill	09/05/2017	827 0...	Unifirst Holdings, In...	Kinta uniforms	2221 · Vendors	32.70		48,758.83
Bill	09/06/2017	170906	A New Energy LLC	OK General A...	2221 · Vendors	0.00		48,758.83
Bill	09/06/2017	825 1...	Unifirst Holdings, In...	Eakly uniforms	2221 · Vendors	198.84		48,957.67
Bill	09/07/2017	824 1...	Unifirst Holdings, In...	Ochelata unif...	2221 · Vendors	71.97		49,029.64
Bill	09/10/2017	170914	Ron Comingdeer & ...	Ongoing Repr...	2221 · Vendors	2,083.00		51,112.64
Bill	09/11/2017	825 1...	Unifirst Holdings, In...	Velma uniforms	2221 · Vendors	36.98		51,149.62
Bill	09/11/2017	833 1...	Unifirst Holdings, In...	Hollis uniforms	2221 · Vendors	19.93		51,169.55
Bill	09/12/2017	827 0...	Unifirst Holdings, In...	Kinta uniforms	2221 · Vendors	32.70		51,202.25
Bill	09/13/2017	825 1...	Unifirst Holdings, In...	Eakly uniforms	2221 · Vendors	173.19		51,375.44
Bill	09/14/2017	824 1...	Unifirst Holdings, In...	Ochelata unif...	2221 · Vendors	71.97		51,447.41
Bill	09/18/2017	825 1...	Unifirst Holdings, In...	Velma uniforms	2221 · Vendors	32.70		51,480.11
Bill	09/18/2017	833 1...	Unifirst Holdings, In...	Hollis uniforms	2221 · Vendors	19.93		51,500.04
Bill	09/19/2017	827 0...	Unifirst Holdings, In...	Kinta uniforms	2221 · Vendors	32.70		51,532.74
Bill	09/20/2017	825 1...	Unifirst Holdings, In...	Eakly uniforms	2221 · Vendors	180.11		51,712.85
Bill	09/21/2017	824 1...	Unifirst Holdings, In...	Ochelata unif...	2221 · Vendors	102.21		51,815.06
Bill	09/25/2017	833 1...	Unifirst Holdings, In...	Hollis uniforms	2221 · Vendors	19.93		51,834.99
Bill	09/25/2017	825 1...	Unifirst Holdings, In...	Velma uniforms	2221 · Vendors	32.70		51,867.69
Bill	09/26/2017	827 0...	Unifirst Holdings, In...	Kinta uniforms	2221 · Vendors	32.70		51,900.39
Bill	09/27/2017	825 1...	Unifirst Holdings, In...	Eakly uniforms	2221 · Vendors	173.19		52,073.58
Bill	09/28/2017	824 1...	Unifirst Holdings, In...	Ochelata unif...	2221 · Vendors	71.97		52,145.55
General Journal	10/01/2017	171001	A New Energy LLC	Expense Oct ...	1408 · Prepaid...	2,110.34		54,255.89
Bill	10/02/2017	833 1...	Unifirst Holdings, In...	Hollis uniforms	2221 · Vendors	19.93		54,275.82
Bill	10/02/2017	825 1...	Unifirst Holdings, In...	Velma uniforms	2221 · Vendors	37.98		54,313.80
Bill	10/03/2017	827 0...	Unifirst Holdings, In...	Kinta uniforms	2221 · Vendors	32.70		54,346.50
Bill	10/04/2017	825 1...	Unifirst Holdings, In...	Eakly uniforms	2221 · Vendors	198.84		54,545.34
Bill	10/05/2017	824 1...	Unifirst Holdings, In...	Ochelata unif...	2221 · Vendors	71.97		54,617.31
Bill	10/09/2017	833 1...	Unifirst Holdings, In...	Hollis uniforms	2221 · Vendors	19.93		54,637.24
Bill	10/09/2017	825 1...	Unifirst Holdings, In...	Velma uniforms	2221 · Vendors	32.70		54,669.94
Bill	10/10/2017	171018	Ron Comingdeer & ...	Ongoing Repr...	2221 · Vendors	2,083.00		56,752.94
Bill	10/10/2017	827 0...	Unifirst Holdings, In...	Kinta uniforms	2221 · Vendors	32.70		56,785.64
Bill	10/11/2017	825 1...	Unifirst Holdings, In...	Eakly uniforms	2221 · Vendors	173.19		56,958.83
Bill	10/12/2017	824 1...	Unifirst Holdings, In...	Ochelata unif...	2221 · Vendors	71.97		57,030.80
Bill	10/16/2017	833 1...	Unifirst Holdings, In...	Hollis uniforms	2221 · Vendors	19.93		57,050.73
Bill	10/16/2017	825 1...	Unifirst Holdings, In...	Velma uniforms	2221 · Vendors	37.98		57,088.71
Bill	10/17/2017	827 0...	Unifirst Holdings, In...	Kinta uniforms	2221 · Vendors	32.70		57,121.41
Bill	10/18/2017	825 1...	Unifirst Holdings, In...	Eakly uniforms	2221 · Vendors	173.19		57,294.60
Bill	10/19/2017	824 1...	Unifirst Holdings, In...	Ochelata unif...	2221 · Vendors	71.97		57,366.57
Bill	10/23/2017	825 1...	Unifirst Holdings, In...	Velma uniforms	2221 · Vendors	33.70		57,400.27
Bill	10/23/2017	833 1...	Unifirst Holdings, In...	Hollis uniforms	2221 · Vendors	19.93		57,420.20
Bill	10/24/2017	827 0...	Unifirst Holdings, In...	Kinta uniforms	2221 · Vendors	32.70		57,452.90

Navitas Utility Corporation
General Ledger
As of December 31, 2017

Type	Date	Num	Name	Memo	Split	Debit	Credit	Balance
Bill	10/25/2017	825 1...	Unifirst Holdings, In...	Eakly uniforms	2221 · Vendors	173.19		57,626.09
Bill	10/26/2017	824 1...	Unifirst Holdings, In...	Ochelata unif...	2221 · Vendors	72.12		57,698.21
Bill	10/30/2017	825 1...	Unifirst Holdings, In...	Velma uniforms	2221 · Vendors	32.70		57,730.91
Bill	10/30/2017	833 1...	Unifirst Holdings, In...	Hollis uniforms	2221 · Vendors	19.93		57,750.84
Bill	10/31/2017	827 0...	Unifirst Holdings, In...	Kinta uniforms	2221 · Vendors	32.70		57,783.54
General Journal	11/01/2017	171101	A New Energy LLC	Expense Nov ...	1408 · Prepaid...	2,083.33		59,866.87
Bill	11/01/2017	825 1...	Unifirst Holdings, In...	Eakly uniforms	2221 · Vendors	199.15		60,066.02
Bill	11/02/2017	824 1...	Unifirst Holdings, In...	Ochelata unif...	2221 · Vendors	58.74		60,124.76
Bill	11/06/2017	825 1...	Unifirst Holdings, In...	Velma uniforms	2221 · Vendors	36.98		60,161.74
Bill	11/06/2017	833 1...	Unifirst Holdings, In...	Hollis uniforms	2221 · Vendors	26.87		60,188.61
Bill	11/07/2017	827 0...	Unifirst Holdings, In...	Kinta uniforms	2221 · Vendors	32.70		60,221.31
Bill	11/08/2017	825 1...	Unifirst Holdings, In...	Eakly uniforms	2221 · Vendors	182.73		60,404.04
Bill	11/09/2017	824 1...	Unifirst Holdings, In...	Ochelata unif...	2221 · Vendors	87.98		60,492.02
Bill	11/10/2017	171113	Ron Comingdeer & ...	Ongoing Repr...	2221 · Vendors	2,083.00		62,575.02
Bill	11/13/2017	825 1...	Unifirst Holdings, In...	Velma uniforms	2221 · Vendors	32.70		62,607.72
Bill	11/13/2017	833 1...	Unifirst Holdings, In...	Hollis uniforms	2221 · Vendors	19.93		62,627.65
Bill	11/14/2017	827 0...	Unifirst Holdings, In...	Kinta uniforms	2221 · Vendors	32.70		62,660.35
Bill	11/15/2017	825 1...	Unifirst Holdings, In...	Eakly uniforms	2221 · Vendors	174.19		62,834.54
Bill	11/16/2017	824 1...	Unifirst Holdings, In...	Ochelata unif...	2221 · Vendors	58.03		62,892.57
Bill	11/20/2017	825 1...	Unifirst Holdings, In...	Velma uniforms	2221 · Vendors	32.70		62,925.27
Bill	11/20/2017	833 1...	Unifirst Holdings, In...	Hollis uniforms	2221 · Vendors	19.93		62,945.20
Bill	11/21/2017	827 0...	Unifirst Holdings, In...	Kinta uniforms	2221 · Vendors	32.70		62,977.90
Bill	11/22/2017	825 1...	Unifirst Holdings, In...	Eakly uniforms	2221 · Vendors	177.46		63,155.36
Bill	11/23/2017	824 1...	Unifirst Holdings, In...	Ochelata unif...	2221 · Vendors	58.03		63,213.39
Bill	11/27/2017	833 1...	Unifirst Holdings, In...	Hollis uniforms	2221 · Vendors	19.93		63,233.32
Bill	11/27/2017	825 1...	Unifirst Holdings, In...	Velma uniforms	2221 · Vendors	32.70		63,266.02
Bill	11/28/2017	827 0...	Unifirst Holdings, In...	Kinta uniforms	2221 · Vendors	32.70		63,298.72
Bill	11/29/2017	825 1...	Unifirst Holdings, In...	Eakly uniforms	2221 · Vendors	199.15		63,497.87
Bill	11/30/2017	824 1...	Unifirst Holdings, In...	Ochelata unif...	2221 · Vendors	58.03		63,555.90
General Journal	12/01/2017	171201	A New Energy LLC	Expense Dec ...	1408 · Prepaid...	2,083.33		65,639.23
Bill	12/04/2017	833 1...	Unifirst Holdings, In...	Hollis uniforms	2221 · Vendors	19.93		65,659.16
Bill	12/04/2017	825 1...	Unifirst Holdings, In...	Velma uniforms	2221 · Vendors	33.70		65,692.86
Bill	12/05/2017	827 0...	Unifirst Holdings, In...	Kinta uniforms	2221 · Vendors	32.70		65,725.56
Bill	12/06/2017	825 1...	Unifirst Holdings, In...	Eakly uniforms	2221 · Vendors	173.19		65,898.75
Bill	12/07/2017	824 1...	Unifirst Holdings, In...	Ochelata unif...	2221 · Vendors	58.03		65,956.78
Bill	12/10/2017	171215	Ron Comingdeer & ...	Ongoing Repr...	2221 · Vendors	2,083.00		68,039.78
Bill	12/11/2017	833 1...	Unifirst Holdings, In...	Hollis uniforms	2221 · Vendors	19.93		68,059.71
Bill	12/11/2017	825 1...	Unifirst Holdings, In...	Velma uniforms	2221 · Vendors	32.70		68,092.41
Bill	12/12/2017	827 0...	Unifirst Holdings, In...	Kinta uniforms	2221 · Vendors	32.70		68,125.11
Bill	12/13/2017	825 1...	Unifirst Holdings, In...	Eakly uniforms	2221 · Vendors	173.19		68,298.30
Bill	12/14/2017	824 1...	Unifirst Holdings, In...	Ochelata unif...	2221 · Vendors	58.03		68,356.33
Bill	12/18/2017	833 1...	Unifirst Holdings, In...	Hollis uniforms	2221 · Vendors	19.93		68,376.26
Bill	12/18/2017	825 1...	Unifirst Holdings, In...	Velma uniforms	2221 · Vendors	32.70		68,408.96
Bill	12/19/2017	827 0...	Unifirst Holdings, In...	Kinta uniforms	2221 · Vendors	32.70		68,441.66
Bill	12/20/2017	825 1...	Unifirst Holdings, In...	Eakly uniforms	2221 · Vendors	173.19		68,614.85
Bill	12/21/2017	824 1...	Unifirst Holdings, In...	Ochelata unif...	2221 · Vendors	58.03		68,672.88
Bill	12/25/2017	825 1...	Unifirst Holdings, In...	Velma uniforms	2221 · Vendors	32.70		68,705.58
Bill	12/25/2017	833 1...	Unifirst Holdings, In...	Hollis uniforms	2221 · Vendors	19.93		68,725.51
Bill	12/26/2017	827 0...	Unifirst Holdings, In...	Kinta uniforms	2221 · Vendors	32.70		68,758.21

Navitas Utility Corporation
General Ledger
As of December 31, 2017

Type	Date	Num	Name	Memo	Split	Debit	Credit	Balance
Bill	12/27/2017	825 1...	Unifirst Holdings, In...	Eakly uniforms	2221 · Vendors	199.15		68,957.36
Bill	12/28/2017	824 1...	Unifirst Holdings, In...	Ochelata unif...	2221 · Vendors	58.03		69,015.39
Total 923.46 · Outside Services OK						78,785.39	9,770.00	69,015.39
923 · Outside Services - Other								0.00
General Journal	01/01/2017	170101	Robert Parks	Expense Jan ...	1408 · Prepaid...	4,008.00		4,008.00
General Journal	01/01/2017	170101	LMJ Industries	Expense Jan ...	1408 · Prepaid...	1,000.00		5,008.00
Bill	01/06/2017	20170...	PayChex	PayChex Ad...	2221 · Vendors	0.00		5,008.00
Bill	01/12/2017	20170...	PayChex	PayChex Ad...	2221 · Vendors	1,004.85		6,012.85
Bill	01/17/2017	20170...	PayChex	Outstanding T...	2221 · Vendors	881.99		6,894.84
Bill	01/20/2017	20170...	PayChex	PayChex Ad...	2221 · Vendors	0.00		6,894.84
Bill	01/30/2017	20170...	PayChex	PayChex Ad...	2221 · Vendors	1,004.85		7,899.69
General Journal	02/01/2017	170201	Robert Parks	Expense Feb ...	1408 · Prepaid...	4,008.00		11,907.69
General Journal	02/01/2017	170201	LMJ Industries	Expense Feb ...	1408 · Prepaid...	1,000.00		12,907.69
Bill	02/03/2017	20170...	PayChex	PayChex Ad...	2221 · Vendors	1,004.85		13,912.54
Bill	02/13/2017	20170...	PayChex	PayChex Ad...	2221 · Vendors	1,004.85		14,917.39
Bill	02/16/2017	20170...	PayChex	PayChex Ad...	2221 · Vendors	0.00		14,917.39
Bill	02/27/2017	20170...	PayChex	PayChex Ad...	2221 · Vendors	1,004.85		15,922.24
General Journal	03/01/2017	170301	Robert Parks	Expense Mar ...	1408 · Prepaid...	4,008.00		19,930.24
General Journal	03/01/2017	170301	LMJ Industries	Expense Mar ...	1408 · Prepaid...	1,000.00		20,930.24
Bill	03/03/2017	20170...	PayChex	PayChex Ad...	2221 · Vendors	1,004.85		21,935.09
Bill	03/13/2017	20170...	PayChex	PayChex Ad...	2221 · Vendors	0.00		21,935.09
Bill	03/17/2017	20170...	PayChex	PayChex Ad...	2221 · Vendors	0.00		21,935.09
Bill	03/29/2017	20170...	PayChex	PayChex Ad...	2221 · Vendors	1,004.85		22,939.94
Bill	03/31/2017	20170...	PayChex	PayChex Ad...	2221 · Vendors	0.00		22,939.94
General Journal	04/01/2017	170401	Robert Parks	Expense Apr ...	1408 · Prepaid...	4,008.00		26,947.94
General Journal	04/01/2017	170401	LMJ Industries	Expense Apr ...	1408 · Prepaid...	1,000.00		27,947.94
Bill	04/12/2017	20170...	PayChex	PayChex Ad...	2221 · Vendors	1,004.85		28,952.79
Bill	04/17/2017	20170...	PayChex	PayChex Ad...	2221 · Vendors	0.00		28,952.79
Bill	04/27/2017	20170...	PayChex	PayChex Ad...	2221 · Vendors	1,004.85		29,957.64
Bill	04/28/2017	20170...	PayChex	PayChex Ad...	2221 · Vendors	0.00		29,957.64
General Journal	05/01/2017	170501	Robert Parks	Expense May ...	1408 · Prepaid...	4,008.00		33,965.64
General Journal	05/01/2017	170501	LMJ Industries	Expense May ...	1408 · Prepaid...	1,000.00		34,965.64
Bill	05/11/2017	20170...	PayChex	PayChex Ad...	2221 · Vendors	1,044.40		36,010.04
Bill	05/12/2017	20170...	PayChex	PayChex Ad...	2221 · Vendors	0.00		36,010.04
Bill	05/26/2017	20170...	PayChex	PayChex Ad...	2221 · Vendors	0.00		36,010.04
Bill	05/30/2017	20170...	PayChex	PayChex Ad...	2221 · Vendors	1,065.96		37,076.00
General Journal	06/01/2017	170601	Robert Parks	Expense June...	1408 · Prepaid...	4,008.00		41,084.00
General Journal	06/01/2017	170601	LMJ Industries	Expense June...	1408 · Prepaid...	1,000.00		42,084.00
Bill	06/09/2017	20170...	PayChex	PayChex Ad...	2221 · Vendors	0.00		42,084.00
Bill	06/13/2017	20170...	PayChex	PayChex Ad...	2221 · Vendors	1,065.96		43,149.96
Bill	06/23/2017	20170...	PayChex	PayChex Ad...	2221 · Vendors	0.00		43,149.96
Bill	06/28/2017	20170...	PayChex	PayChex Ad...	2221 · Vendors	1,065.96		44,215.92
General Journal	07/01/2017	170701	Robert Parks	Expense July ...	1408 · Prepaid...	4,008.00		48,223.92
General Journal	07/01/2017	170701	LMJ Industries	Expense July ...	1408 · Prepaid...	1,000.00		49,223.92
Bill	07/07/2017	20170...	PayChex	PayChex Ad...	2221 · Vendors	0.00		49,223.92
Bill	07/14/2017	20170...	PayChex	PayChex Ad...	2221 · Vendors	1,081.88		50,305.80
Bill	07/21/2017	20170...	PayChex	PayChex Ad...	2221 · Vendors	0.00		50,305.80

Navitas Utility Corporation
General Ledger
As of December 31, 2017

Type	Date	Num	Name	Memo	Split	Debit	Credit	Balance
Bill	07/27/2017	20170...	PayChex	PayChex Ad...	2221 · Vendors	1,081.88		51,387.68
General Journal	08/01/2017	170801	Robert Parks	Expense Aug ...	1408 · Prepaid...	4,008.00		55,395.68
General Journal	08/01/2017	170801	LMJ Industries	Expense Aug ...	1408 · Prepaid...	1,000.00		56,395.68
Bill	08/04/2017	20170...	PayChex	PayChex Ad...	2221 · Vendors	0.00		56,395.68
Bill	08/11/2017	20170...	PayChex	PayChex Ad...	2221 · Vendors	1,065.96		57,461.64
Bill	08/18/2017	20170...	PayChex	PayChex Ad...	2221 · Vendors	0.00		57,461.64
Credit	08/21/2017	20170...	PayChex	PayChex Ad...	2221 · Vendors	0.00		57,461.64
Bill	08/21/2017	20170...	PayChex	PayChex Ad...	2221 · Vendors	0.00		57,461.64
Bill	08/30/2017	20170...	PayChex	PayChex Ad...	2221 · Vendors	1,065.96		58,527.60
General Journal	09/01/2017	170901	Robert Parks	Expense Sept...	1408 · Prepaid...	4,008.00		62,535.60
General Journal	09/01/2017	170901	LMJ Industries	Expense Sept...	1408 · Prepaid...	1,000.00		63,535.60
Bill	09/01/2017	20170...	PayChex	PayChex Ad...	2221 · Vendors	0.00		63,535.60
Bill	09/13/2017	20170...	PayChex	PayChex Ad...	2221 · Vendors	1,065.96		64,601.56
Bill	09/15/2017	20170...	PayChex	PayChex Ad...	2221 · Vendors	0.00		64,601.56
Bill	09/28/2017	20170...	PayChex	PayChex Ad...	2221 · Vendors	1,065.96		65,667.52
Bill	09/29/2017	20170...	PayChex	PayChex Ad...	2221 · Vendors	0.00		65,667.52
General Journal	10/01/2017	171001	Robert Parks	Expense Oct ...	1408 · Prepaid...	4,008.00		69,675.52
General Journal	10/01/2017	171001	LMJ Industries	Expense Oct ...	1408 · Prepaid...	1,000.00		70,675.52
Bill	10/12/2017	20171...	PayChex	PayChex Ad...	2221 · Vendors	1,065.96		71,741.48
Bill	10/13/2017	20171...	PayChex	PayChex Ad...	2221 · Vendors	1,065.96		72,807.44
Bill	10/27/2017	20171...	PayChex	PayChex Ad...	2221 · Vendors	0.00		72,807.44
Bill	10/30/2017	20171...	PayChex	PayChex Ad...	2221 · Vendors	1,065.96		73,873.40
General Journal	11/01/2017	171101	Robert Parks	Expense Nov ...	1408 · Prepaid...	4,008.00		77,881.40
General Journal	11/01/2017	171101	LMJ Industries	Expense Nov ...	1408 · Prepaid...	1,000.00		78,881.40
Bill	11/10/2017	20171...	PayChex	PayChex Ad...	2221 · Vendors	0.00		78,881.40
Bill	11/13/2017	20171...	PayChex	PayChex Ad...	2221 · Vendors	1,065.96		79,947.36
Bill	11/27/2017	20171...	PayChex	PayChex Ad...	2221 · Vendors	0.00		79,947.36
Bill	11/27/2017	20171...	PayChex	PayChex Ad...	2221 · Vendors	0.00		79,947.36
Bill	11/29/2017	20171...	PayChex	PayChex Ad...	2221 · Vendors	1,044.40		80,991.76
Credit	11/30/2017	20171...	PayChex	PayChex Ad...	2221 · Vendors	0.00		80,991.76
General Journal	12/01/2017	171201	Robert Parks	Expense Dec ...	1408 · Prepaid...	4,008.00		84,999.76
General Journal	12/01/2017	171201	LMJ Industries	Expense Dec ...	1408 · Prepaid...	1,000.00		85,999.76
Bill	12/08/2017	20171...	PayChex	PayChex Ad...	2221 · Vendors	1,044.40		87,044.16
Bill	12/13/2017	20171...	PayChex	PayChex Ad...	2221 · Vendors	1,044.40		88,088.56
Bill	12/22/2017	20171...	PayChex	PayChex Ad...	2221 · Vendors	50.00		88,138.56
Bill	12/27/2017	20171...	PayChex	PayChex Ad...	2221 · Vendors	1,044.40		89,182.96
Total 923 · Outside Services - Other						89,182.96	0.00	89,182.96
Total 923 · Outside Services						288,022.84	82,026.34	205,996.50
924 · Insurance								0.00
6440 · Bonds & insurance								0.00
Total 6440 · Bonds & insurance								0.00

Navitas Utility Corporation
General Ledger
As of December 31, 2017

Type	Date	Num	Name	Memo	Split	Debit	Credit	Balance
924 · Insurance - Other								0.00
Bill	01/01/2017	170101	American Interstate ...	Workers Com...	2221 · Vendors	1,793.28		1,793.28
Bill	01/06/2017	170113	AFCO	January insur...	2221 · Vendors	4,752.24		6,545.52
General Journal	01/09/2017	170109		Portion of Ins...	1407 · Hull Ins...	791.67		7,337.19
Check	01/10/2017	Auto ...	KOC Insurance	Life Ins	1107 · Checkin...	94.50		7,431.69
Bill	01/12/2017	170120	Liberty Mutual Insur...	Business Aut...	2221 · Vendors	2,833.09		10,264.78
Bill	01/17/2017	170119	Guardian	Life Insurance	2221 · Vendors	313.35		10,578.13
General Journal	01/20/2017	10311...	CompSource Oklah...	CompSource ...	1107 · Checkin...		6,282.00	4,296.13
Bill	02/01/2017	170201	American Interstate ...	Workers Com...	2221 · Vendors	1,411.67		5,707.80
Bill	02/03/2017	170209	AFCO	February insu...	2221 · Vendors	4,752.24		10,460.04
Bill	02/06/2017	170208	Guardian	Life Insurance	2221 · Vendors	314.68		10,774.72
General Journal	02/09/2017	170209		Portion of Ins...	1407 · Hull Ins...	791.67		11,566.39
Check	02/10/2017	Auto ...	KOC Insurance	Life Ins	1107 · Checkin...	94.50		11,660.89
Bill	02/14/2017	170222	Liberty Mutual Insur...	Business Aut...	2221 · Vendors	2,833.09		14,493.98
Bill	02/27/2017	180788	BXS Insurance Serv...	Additional ins...	2221 · Vendors	6,502.00		20,995.98
Bill	03/01/2017	170301	American Interstate ...	Workers Com...	2221 · Vendors	1,507.35		22,503.33
Bill	03/07/2017	170320	AFCO	March insuran...	2221 · Vendors	4,752.24		27,255.57
General Journal	03/09/2017	170309		Portion of Ins...	1407 · Hull Ins...	791.67		28,047.24
Check	03/10/2017	Auto ...	KOC Insurance	Life Ins	1107 · Checkin...	94.50		28,141.74
Bill	03/14/2017	170321	Liberty Mutual Insur...	Business Aut...	2221 · Vendors	2,833.09		30,974.83
Bill	03/16/2017	170320	Guardian	Life Insurance	2221 · Vendors	314.68		31,289.51
Bill	03/16/2017	170321	American Interstate ...	Additional Wo...	2221 · Vendors	1,225.74		32,515.25
Bill	03/20/2017	170323	State Fund	Payment Stat...	2221 · Vendors	820.50		33,335.75
Bill	04/01/2017	170401	American Interstate ...	Workers Com...	2221 · Vendors	1,586.27		34,922.02
Bill	04/04/2017	185400	BXS Insurance Serv...	Additional ins...	2221 · Vendors	194.00		35,116.02
Bill	04/06/2017	170412	AFCO	April insuranc...	2221 · Vendors	4,752.24		39,868.26
General Journal	04/09/2017	170409		Portion of Ins...	1407 · Hull Ins...	791.67		40,659.93
Check	04/10/2017	Auto ...	KOC Insurance	Life Ins	1107 · Checkin...	94.50		40,754.43
Bill	04/12/2017	170418	Liberty Mutual Insur...	Business Aut...	2221 · Vendors	2,833.09		43,587.52
Bill	04/13/2017	170417	Guardian	Life Insurance	2221 · Vendors	314.68		43,902.20
Bill	05/01/2017	170523	American Interstate ...	Workers Com...	2221 · Vendors	1,453.64		45,355.84
Bill	05/06/2017	170519	AFCO	May insuranc...	2221 · Vendors	4,752.22		50,108.06
General Journal	05/09/2017	170509		Portion of Ins...	1407 · Hull Ins...	791.67		50,899.73
Check	05/10/2017	Auto ...	KOC Insurance	Life Ins	1107 · Checkin...	94.50		50,994.23
Bill	05/15/2017	170518	Guardian	Life Insurance	2221 · Vendors	314.68		51,308.91
General Journal	05/30/2017	16955...	Travelers Insurance	Surety for poli...	1107 · Checkin...		157.79	51,151.12
General Journal	05/30/2017	392108	AFCO	Refund from ...	1107 · Checkin...		12.37	51,138.75
Bill	06/01/2017	170606	American Interstate ...	Workers Com...	2221 · Vendors	2,407.79		53,546.54
General Journal	06/09/2017	170609		Portion of Ins...	1407 · Hull Ins...	791.67		54,338.21
Check	06/10/2017	Auto ...	KOC Insurance	Life Ins	1107 · Checkin...	94.50		54,432.71
Bill	06/15/2017	170619	Guardian	Life Insurance	2221 · Vendors	314.68		54,747.39
Bill	06/30/2017	170706	IPFS Corporation	June insuranc...	2221 · Vendors	4,975.83		59,723.22
Bill	07/01/2017	170706	American Interstate ...	Workers Com...	2221 · Vendors	1,873.39		61,596.61
General Journal	07/09/2017	170709		Portion of Ins...	1407 · Hull Ins...	791.67		62,388.28
Check	07/10/2017	Auto ...	KOC Insurance	Life Ins	1107 · Checkin...	88.53		62,476.81
Bill	07/12/2017	170718	IPFS Corporation	July insuranc...	2221 · Vendors	4,975.83		67,452.64
Bill	07/12/2017	170718	Liberty Mutual Insur...	Business Aut...	2221 · Vendors	10,271.97		77,724.61
Bill	07/13/2017	170717	Guardian	Life Insurance	2221 · Vendors	314.68		78,039.29
Bill	07/19/2017	201180	BXS Insurance Serv...	Additional ins...	2221 · Vendors	3,103.68		81,142.97

Navitas Utility Corporation
General Ledger
As of December 31, 2017

Type	Date	Num	Name	Memo	Split	Debit	Credit	Balance
Bill	08/01/2017	170824	American Interstate ...	Workers Com...	2221 · Vendors	1,822.73		82,965.70
General Journal	08/09/2017	170809		Portion of Ins...	1407 · Hull Ins...	791.67		83,757.37
Check	08/10/2017	Auto ...	KOC Insurance	Life Ins	1107 · Checkin...	99.50		83,856.87
Bill	08/14/2017	170818	IPFS Corporation	Aug insuranc...	2221 · Vendors	4,975.83		88,832.70
Bill	08/14/2017	170818	Liberty Mutual Insur...	Business Aut...	2221 · Vendors	3,270.55		92,103.25
Bill	08/15/2017	170817	Guardian	Life Insurance	2221 · Vendors	314.68		92,417.93
Bill	09/01/2017	170905	American Interstate ...	Workers Com...	2221 · Vendors	1,798.70		94,216.63
General Journal	09/09/2017	170909		Portion of Ins...	1407 · Hull Ins...	791.67		95,008.30
Check	09/10/2017	Auto ...	KOC Insurance	Life Ins	1107 · Checkin...	99.50		95,107.80
Bill	09/12/2017	170918	IPFS Corporation	Sept insuranc...	2221 · Vendors	4,975.83		100,083.63
Bill	09/12/2017	170918	Liberty Mutual Insur...	Business Aut...	2221 · Vendors	3,480.81		103,564.44
Bill	09/14/2017	170919	Guardian	Life Insurance	2221 · Vendors	311.65		103,876.09
Bill	10/01/2017	171001	American Interstate ...	Workers Com...	2221 · Vendors	1,778.82		105,654.91
General Journal	10/09/2017	171009		Portion of Ins...	1407 · Hull Ins...	791.67		106,446.58
Check	10/10/2017	Auto ...	KOC Insurance	Life Ins	1107 · Checkin...	99.50		106,546.08
Bill	10/11/2017	171018	IPFS Corporation	Oct insurance...	2221 · Vendors	4,975.83		111,521.91
Bill	10/12/2017	171018	Liberty Mutual Insur...	Business Aut...	2221 · Vendors	3,480.81		115,002.72
Bill	10/17/2017	171023	Guardian	Life Insurance	2221 · Vendors	311.55		115,314.27
Bill	11/01/2017	171101	American Interstate ...	Workers Com...	2221 · Vendors	1,761.40		117,075.67
General Journal	11/09/2017	171109		Portion of Ins...	1407 · Hull Ins...	791.67		117,867.34
Check	11/10/2017	Auto ...	KOC Insurance	Life Ins	1107 · Checkin...	99.50		117,966.84
Bill	11/14/2017	171130	IPFS Corporation	Nov insuranc...	2221 · Vendors	4,975.83		122,942.67
Bill	11/14/2017	171130	Liberty Mutual Insur...	Business Aut...	2221 · Vendors	3,480.81		126,423.48
Bill	11/20/2017	171130	Guardian	Life Insurance	2221 · Vendors	311.55		126,735.03
General Journal	11/27/2017	61502...	State Fund	Adjustment c...	1402 · Deposit...	110.64		126,845.67
Bill	12/01/2017	171201	American Interstate ...	Workers Com...	2221 · Vendors	2,434.00		129,279.67
General Journal	12/09/2017	171209		Portion of Ins...	1407 · Hull Ins...	791.67		130,071.34
Check	12/10/2017	Auto ...	KOC Insurance	Life Ins	1107 · Checkin...	99.50		130,170.84
Bill	12/12/2017	171218	Liberty Mutual Insur...	Business Aut...	2221 · Vendors	3,543.41		133,714.25
Bill	12/13/2017	171220	IPFS Corporation	Dec insuranc...	2221 · Vendors	4,975.83		138,690.08
Bill	12/14/2017	171219	Guardian	Life Insurance	2221 · Vendors	302.02		138,992.10
Total 924 · Insurance - Other						145,444.26	6,452.16	138,992.10
Total 924 · Insurance						145,444.26	6,452.16	138,992.10
925 · I/D - Safety & Security								0.00
6445 · Safety & security								0.00
Total 6445 · Safety & security								0.00

Navitas Utility Corporation
General Ledger
As of December 31, 2017

Type	Date	Num	Name	Memo	Split	Debit	Credit	Balance
925 · I/D - Safety & Security - Other								0.00
Credit Card Charge	01/01/2017	170106	925 I/D Safety & Se...	safety	2280 · Gaylord...	9.68		9.68
Bill	01/01/2017	25791	Tennessee One-Call...	16 Emergenc...	2221 · Vendors	56.00		65.68
Credit Card Charge	01/16/2017	170202	925 I/D Safety & Se...	DOT physical ...	2283 · Steven ...	120.00		185.68
Bill	01/17/2017	20063...	Kentucky Undergrou...	December 20...	2221 · Vendors	8.00		193.68
Bill	02/01/2017	29791	Professional Collecti...	2017 Consorti...	2221 · Vendors	175.00		368.68
Bill	02/03/2017	HC11...	H & C Services and ...	Safety Supplies	2221 · Vendors	189.00		557.68
Credit Card Charge	02/03/2017	170208	925 I/D Safety & Se...	safety meeting	2280 · Gaylord...	14.65		572.33
Bill	02/08/2017	2017-...	Advanced Professio...	Random Alco...	2221 · Vendors	40.00		612.33
Bill	02/10/2017	22216	Tuff Fire & Safety, Inc.	annual inspec...	2221 · Vendors	242.10		854.43
Bill	02/17/2017	20063...	Kentucky Undergrou...	January 2017 ...	2221 · Vendors	1.60		856.03
Credit Card Charge	02/21/2017	170221	925 I/D Safety & Se...	BR Chiropractor	2276 · Trenda ...	20.00		876.03
Check	02/21/2017	CASH	925 I/D Safety & Se...	BR chircpractor	1183 · Cash Dr...	80.00		956.03
Bill	02/24/2017	19007	Pipeline Regulatory ...	2017 Oklaho...	2221 · Vendors	12,100.00		13,056.03
Bill	03/01/2017	19051	Pipeline Regulatory ...	Operator Qual...	2221 · Vendors	555.00		13,611.03
Bill	03/01/2017	29907	Professional Collecti...	Random Drug...	2221 · Vendors	65.00		13,676.03
Bill	03/01/2017	29907	Professional Collecti...	Random Drug...	2221 · Vendors	65.00		13,741.03
Bill	03/03/2017	32	Southwestern Sport...	collection only...	2221 · Vendors	25.00		13,766.03
Bill	03/06/2017	170306	Oglesby Volunteer F...	Annual dues	2221 · Vendors	50.00		13,816.03
Bill	03/10/2017	02730...	Zee Medical Service...	first aid kit up...	2221 · Vendors	379.23		14,195.26
Bill	03/17/2017	20063...	Kentucky Undergrou...	February 201...	2221 · Vendors	3.20		14,198.46
Bill	03/31/2017	19131	Pipeline Regulatory ...	Operator Qual...	2221 · Vendors	4,800.00		18,998.46
Credit Card Charge	04/07/2017	170505	925 I/D Safety & Se...	First aid kit	2274 · Jerry W...	36.35		19,034.81
Bill	04/18/2017	20063...	Kentucky Undergrou...	March 2017 - ...	2221 · Vendors	4.80		19,039.61
Bill	05/17/2017	38263	Midwest Decals, LLC	300 caution g...	2221 · Vendors	487.44		19,527.05
Bill	06/01/2017	30240	Professional Collecti...	Random Drug...	2221 · Vendors	65.00		19,592.05
Bill	06/16/2017	20063...	Kentucky Undergrou...	May 2017 - 5 ...	2221 · Vendors	8.00		19,600.05
Check	06/20/2017	CASH	925 I/D Safety & Se...	Safety Incentive	1107 · Checkin...	3,300.00		22,900.05
Bill	06/22/2017	17-06-...	Oklahoma Press Se...	"what you sho...	2221 · Vendors	7,454.25		30,354.30
Bill	06/22/2017	2017-...	Advanced Professio...	Random Alco...	2221 · Vendors	25.00		30,379.30
Bill	06/26/2017	D17.6...	Tennessee Press S...	"what you sho...	2221 · Vendors	687.06		31,066.36
Bill	06/28/2017	170713	Southwestern Sport...	John Gorman...	2221 · Vendors	25.00		31,091.36
Bill	06/28/2017	170713	Southwestern Sport...	John Gorman...	2221 · Vendors	35.00		31,126.36
Bill	07/01/2017	30358	Professional Collecti...	Random Drug...	2221 · Vendors	65.00		31,191.36
Bill	07/01/2017	30358	Professional Collecti...	Pre-employm...	2221 · Vendors	65.00		31,256.36
Bill	07/03/2017	26016	Tennessee One-Call...	2017 Pipeline...	2221 · Vendors	450.00		31,706.36
Bill	07/17/2017	20063...	Kentucky Undergrou...	June 2017 - 4...	2221 · Vendors	6.40		31,712.76
Bill	07/20/2017	02730...	Zee Medical Service...	first aid kit up...	2221 · Vendors	368.49		32,081.25
Bill	07/27/2017	24709	Element Fire & Safety	Fire Extinguis...	2221 · Vendors	118.50		32,199.75
Bill	08/03/2017	26073	Tennessee One-Call...	2017 Pipeline...	2221 · Vendors	450.00		32,649.75
Bill	08/14/2017	20063...	Kentucky Undergrou...	July 2017 - 4 t...	2221 · Vendors	6.40		32,656.15
Bill	08/22/2017	HC11...	H & C Services and ...	Safety Equip...	2221 · Vendors	106.44		32,762.59
Bill	08/31/2017	70871...	One Call Concepts, ...	1 ticket TX Aug	2221 · Vendors	0.50		32,763.09
Bill	09/01/2017	30589	Professional Collecti...	Random Drug...	2221 · Vendors	65.00		32,828.09
Bill	09/01/2017	30589	Professional Collecti...	Random Drug...	2221 · Vendors	65.00		32,893.09
Bill	09/14/2017	20063...	Kentucky Undergrou...	August 2017 -...	2221 · Vendors	6.40		32,899.49
Bill	09/28/2017	171002	Solutions Practice M...	drug test - Br...	2221 · Vendors	30.00		32,929.49
Bill	09/30/2017	70971...	One Call Concepts, ...	2 ticket TX Sept	2221 · Vendors	1.00		32,930.49
Bill	09/30/2017	334	Southwestern Sport...	John Gorman...	2221 · Vendors	35.00		32,965.49

Navitas Utility Corporation
General Ledger
As of December 31, 2017

Type	Date	Num	Name	Memo	Split	Debit	Credit	Balance
Credit Card Charge	10/11/2017	171109	925 I/D Safety & Se...	Drug Test JW	2274 · Jerry W...	20.00		32,985.49
Bill	10/18/2017	20063...	Kentucky Undergrou...	September 20...	2221 · Vendors	1.60		32,987.09
Credit Card Charge	10/24/2017	171025	925 I/D Safety & Se...	safety meeting	2280 · Gaylord...	6.06		32,993.15
Bill	10/31/2017	71071...	One Call Concepts, ...	2 ticket TX Oct	2221 · Vendors	1.00		32,994.15
Bill	11/01/2017	30796	Professional Collecti...	Random Drug...	2221 · Vendors	65.00		33,059.15
Bill	11/02/2017	2018...	Oklahoma One Call ...	1,924 tickets f...	2221 · Vendors	384.80		33,443.95
Bill	11/02/2017	2018...	Oklahoma One Call ...	363 tickets for...	2221 · Vendors	72.60		33,516.55
Bill	11/02/2017	2018...	Oklahoma One Call ...	233 tickets for...	2221 · Vendors	46.60		33,563.15
Bill	11/02/2017	2018...	Oklahoma One Call ...	392 tickets for...	2221 · Vendors	78.40		33,641.55
Bill	11/02/2017	2018...	Oklahoma One Call ...	1,229 tickets f...	2221 · Vendors	245.80		33,887.35
Bill	11/02/2017	2018...	Oklahoma One Call ...	68 tickets for ...	2221 · Vendors	13.60		33,900.95
Bill	11/02/2017	2018...	Oklahoma One Call ...	174 tickets for...	2221 · Vendors	34.80		33,935.75
Bill	11/02/2017	2018...	Oklahoma One Call ...	Output Fees f...	2221 · Vendors	840.00		34,775.75
Credit Card Charge	11/06/2017	171109	925 I/D Safety & Se...	DOT Physical	2275 · Johnny ...	120.00		34,895.75
Bill	11/13/2017	20063...	Kentucky Undergrou...	October 2017...	2221 · Vendors	4.80		34,900.55
Bill	11/25/2017	26436	Tennessee One-Call...	Estimated Bill...	2221 · Vendors	977.20		35,877.75
Bill	11/29/2017	171129	Ochelata Volunteer ...	Annual memb...	2221 · Vendors	30.00		35,907.75
Bill	11/30/2017	17-0965	Southeastern Diagn...	Johnny Good...	2221 · Vendors	25.00		35,932.75
Bill	11/30/2017	30926	Professional Collecti...	Random Drug...	2221 · Vendors	65.00		35,997.75
Bill	11/30/2017	71171...	One Call Concepts, ...	2 ticket TX Nov	2221 · Vendors	1.00		35,998.75
Check	12/08/2017	CASH	925 I/D Safety & Se...	Safety Incentive	1107 · Checkin...	2,560.00		38,558.75
Credit Card Charge	12/10/2017	180118	925 I/D Safety & Se...	Parking for sa...	2278 · Trenton...	36.40		38,595.15
Bill	12/13/2017	171213	AirMedCare	Air Evac Lifet...	2221 · Vendors	990.00		39,585.15
Bill	12/13/2017	02730...	Zee Medical Service...	first aid kit up...	2221 · Vendors	160.30		39,745.45
Credit Card Charge	12/20/2017	171222	925 I/D Safety & Se...	Annual Safety...	2282 · Thomas...	4,835.70		44,581.15
Bill	12/21/2017	20063...	Kentucky Undergrou...	November 20...	2221 · Vendors	28.80		44,609.95
Bill	12/27/2017	09310...	Knox Oklahoma Re...	Alcohol Test -...	2221 · Vendors	20.00		44,629.95
Bill	12/29/2017	171229	5100 Athena Riff	Safety Meeting	2221 · Vendors	24.93		44,654.88
Bill	12/31/2017	31021	Professional Collecti...	Random Drug...	2221 · Vendors	65.00		44,719.88
Bill	12/31/2017	26935	Tennessee One-Call...	27 Emergenc...	2221 · Vendors	229.00		44,948.88
Total 925 · I/D - Safety & Security - Other						44,948.88	0.00	44,948.88
Total 925 · I/D - Safety & Security						44,948.88	0.00	44,948.88
926 · Employee benefits								0.00
6210 · Payroll Expenses								0.00
Total 6210 · Payroll Expenses								0.00
6470 · Seminars & subscript								0.00
6471 · Education								0.00
Total 6471 · Education								0.00
6470 · Seminars & subscript - Other								0.00
Total 6470 · Seminars & subscript - Other								0.00
Total 6470 · Seminars & subscript								0.00

Navitas Utility Corporation
General Ledger
As of December 31, 2017

Type	Date	Num	Name	Memo	Split	Debit	Credit	Balance
6475 · Employee incentives								0.00
Total 6475 · Employee incentives								0.00
926 · Employee benefits - Other								0.00
Bill	01/01/2017	170106	5100 Sue Yearwood	employee me...	2221 · Vendors	673.22		673.22
Bill	01/11/2017	170118	5100 Bruce Lynn	New Service -...	2221 · Vendors	100.00		773.22
Bill	01/17/2017	00425...	United Healthcare	Monthly healt...	2221 · Vendors	8,469.75		9,242.97
Bill	01/18/2017	170119	5100 Jerry Walker	New Custome...	2221 · Vendors	100.00		9,342.97
Bill	01/19/2017	C0042...	United Healthcare	Monthly healt...	2221 · Vendors	24,343.50		33,686.47
Bill	01/23/2017	170127	5100 John Guest	Healthcare	2221 · Vendors	249.53		33,936.00
Bill	01/25/2017	170125	5100 Woody Sitton	New service - ...	2221 · Vendors	100.00		34,036.00
Bill	01/25/2017	855789	Aflac	Supplimental ...	2221 · Vendors	153.12		34,189.12
Bill	02/01/2017	170207	5100 Sue Yearwood	employee me...	2221 · Vendors	673.22		34,862.34
Bill	02/02/2017	170202	5100 Bruce Lynn	New Service -...	2221 · Vendors	100.00		34,962.34
Bill	02/08/2017	170208	5100 John Gorman	New service - ...	2221 · Vendors	100.00		35,062.34
Bill	02/09/2017	170209	5100 Bill Radford	New Service -...	2221 · Vendors	100.00		35,162.34
Bill	02/15/2017	00428...	United Healthcare	Monthly healt...	2221 · Vendors	8,469.75		43,632.09
Bill	02/15/2017	170222	5100 John Guest	Healthcare	2221 · Vendors	249.53		43,881.62
Bill	02/16/2017	00428...	United Healthcare	Monthly healt...	2221 · Vendors	23,850.90		67,732.52
Bill	02/25/2017	285914	Aflac	Supplimental ...	2221 · Vendors	153.12		67,885.64
Bill	03/01/2017	170404	5100 Sue Yearwood	employee me...	2221 · Vendors	673.22		68,558.86
Bill	03/06/2017	170306	5100 Woody Sitton	New service - ...	2221 · Vendors	100.00		68,658.86
Bill	03/15/2017	00430...	United Healthcare	Monthly healt...	2221 · Vendors	8,469.75		77,128.61
Bill	03/15/2017	170324	5100 John Guest	Healthcare	2221 · Vendors	249.53		77,378.14
Bill	03/21/2017	00431...	United Healthcare	Monthly healt...	2221 · Vendors	26,705.21		104,083.35
Bill	03/25/2017	710647	Aflac	Supplimental ...	2221 · Vendors	153.12		104,236.47
Bill	04/01/2017	170404	5100 Sue Yearwood	employee me...	2221 · Vendors	673.22		104,909.69
Bill	04/15/2017	00433...	United Healthcare	Monthly healt...	2221 · Vendors	8,469.75		113,379.44
Bill	04/17/2017	170427	5100 John Guest	Healthcare	2221 · Vendors	249.53		113,628.97
Bill	04/18/2017	C0043...	United Healthcare	Monthly healt...	2221 · Vendors	28,981.99		142,610.96
Bill	04/20/2017	170420	5100 Woody Sitton	New service - ...	2221 · Vendors	100.00		142,710.96
Bill	04/25/2017	139296	Aflac	Supplimental ...	2221 · Vendors	153.12		142,864.08
Bill	05/01/2017	170502	5100 Sue Yearwood	employee me...	2221 · Vendors	673.22		143,537.30
Bill	05/15/2017	170522	5100 John Guest	Healthcare	2221 · Vendors	249.53		143,786.83
Bill	05/15/2017	00435...	United Healthcare	Monthly healt...	2221 · Vendors	8,469.75		152,256.58
Bill	05/17/2017	00435...	United Healthcare	Monthly healt...	2221 · Vendors	27,843.60		180,100.18
Bill	05/25/2017	566695	Aflac	Supplimental ...	2221 · Vendors	229.68		180,329.86
Bill	06/01/2017	170601	5100 Sue Yearwood	employee me...	2221 · Vendors	673.22		181,003.08
Bill	06/15/2017	C0043...	United Healthcare	Monthly healt...	2221 · Vendors	7,419.31		188,422.39
Bill	06/19/2017	170622	5100 John Guest	Healthcare	2221 · Vendors	249.53		188,671.92
Bill	06/20/2017	00438...	United Healthcare	Monthly healt...	2221 · Vendors	27,843.60		216,515.52
Bill	06/23/2017	170623	5100 John Gorman	New service -...	2221 · Vendors	100.00		216,615.52
Bill	06/25/2017	997833	Aflac	Supplimental ...	2221 · Vendors	153.12		216,768.64
Bill	07/01/2017	170701	5100 Sue Yearwood	employee me...	2221 · Vendors	673.22		217,441.86
Bill	07/15/2017	00439...	United Healthcare	Monthly healt...	2221 · Vendors	7,944.53		225,386.39
Bill	07/17/2017	170718	5100 Woody Sitton	New service - ...	2221 · Vendors	100.00		225,486.39
Bill	07/18/2017	170724	5100 John Guest	Healthcare	2221 · Vendors	249.53		225,735.92
Bill	07/19/2017	C0044...	United Healthcare	Monthly healt...	2221 · Vendors	26,137.86		251,873.78
Bill	07/25/2017	422740	Aflac	Supplimental ...	2221 · Vendors	153.12		252,026.90

Navitas Utility Corporation
General Ledger
As of December 31, 2017

Type	Date	Num	Name	Memo	Split	Debit	Credit	Balance
Bill	08/01/2017	170801	5100 Sue Yearwood	employee me...	2221 · Vendors	673.22		252,700.12
Bill	08/15/2017	00441...	United Healthcare	Monthly healt...	2221 · Vendors	7,944.53		260,644.65
Bill	08/16/2017	170822	5100 John Guest	Healthcare	2221 · Vendors	249.53		260,894.18
Bill	08/21/2017	00442...	United Healthcare	Monthly healt...	2221 · Vendors	27,275.02		288,169.20
Bill	08/25/2017	851940	Aflac	Supplimental ...	2221 · Vendors	153.12		288,322.32
Bill	09/01/2017	170829	5100 Sue Yearwood	employee me...	2221 · Vendors	673.22		288,995.54
General Journal	09/13/2017	170913		John Ward C...	1107 · Checkin...		1,414.86	287,580.68
Bill	09/15/2017	C0044...	United Healthcare	Monthly healt...	2221 · Vendors	12,085.95		299,666.63
Bill	09/15/2017	170926	5100 John Guest	Healthcare	2221 · Vendors	249.53		299,916.16
Bill	09/19/2017	00444...	United Healthcare	Monthly healt...	2221 · Vendors	27,275.02		327,191.18
Bill	09/25/2017	282700	Aflac	Supplimental ...	2221 · Vendors	153.12		327,344.30
General Journal	09/27/2017	170927		Linda Varner ...	1107 · Checkin...		969.00	326,375.30
Bill	10/01/2017	171011	5100 Sue Yearwood	employee me...	2221 · Vendors	673.22		327,048.52
General Journal	10/11/2017	171011		Linda Varner ...	1107 · Checkin...		969.00	326,079.52
Bill	10/16/2017	00445...	United Healthcare	Monthly healt...	2221 · Vendors	9,307.81		335,387.33
Bill	10/17/2017	171025	5100 John Guest	Healthcare	2221 · Vendors	249.53		335,636.86
Bill	10/19/2017	00445...	United Healthcare	Monthly healt...	2221 · Vendors	27,275.02		362,911.88
General Journal	10/25/2017	171025		John Ward C...	1107 · Checkin...		471.62	362,440.26
Bill	10/25/2017	710257	Aflac	Supplimental ...	2221 · Vendors	153.12		362,593.38
Bill	10/26/2017	171026	5100 Jerry Walker	New Custome...	2221 · Vendors	100.00		362,693.38
Bill	11/01/2017	171101	5100 Sue Yearwood	employee me...	2221 · Vendors	673.22		363,366.60
Bill	11/14/2017	171114	5100 John Gorman	New service - ...	2221 · Vendors	100.00		363,466.60
Bill	11/15/2017	C0044...	United Healthcare	Monthly healt...	2221 · Vendors	8,660.75		372,127.35
Bill	11/16/2017	00446...	United Healthcare	Monthly healt...	2221 · Vendors	27,275.02		399,402.37
Bill	11/27/2017	172462	Aflac	Supplimental ...	2221 · Vendors	229.68		399,632.05
Bill	12/01/2017	171201	5100 Sue Yearwood	employee me...	2221 · Vendors	673.22		400,305.27
Bill	12/05/2017	171211	PayChex	401k transfer ...	2221 · Vendors	1,500.00		401,805.27
Bill	12/16/2017	C0044...	United Healthcare	Monthly healt...	2221 · Vendors	7,240.27		409,045.54
Bill	12/18/2017	C0044...	United Healthcare	Monthly healt...	2221 · Vendors	27,099.38		436,144.92
Bill	12/18/2017	171221	5100 Woody Sitton	New service - ...	2221 · Vendors	100.00		436,244.92
Bill	12/25/2017	571536	Aflac	Supplimental ...	2221 · Vendors	153.12		436,398.04
General Journal	12/31/2017	10060...		To record em...	2833 · Accrued...	648.00		437,046.04
Total 926 · Employee benefits - Other						440,870.52	3,824.48	437,046.04
Total 926 · Employee benefits						440,870.52	3,824.48	437,046.04
928 · Regulatory Commission Exp								0.00
Bill	03/14/2017	Form ...	Navitas Utility TX, LLC	Form P-5 for ...	2221 · Vendors	450.00		450.00
Invoice	03/31/2017	1703T...	Navitas Utility TX, LLC	Form P-5 for ...	1201 · From m...		450.00	0.00
Bill	04/24/2017	Form ...	Navitas Utility TX, LLC	Form P-5 for ...	2221 · Vendors	300.00		300.00
Invoice	04/30/2017	1704T...	Navitas Utility TX, LLC	Form P-5 for ...	1201 · From m...		300.00	0.00
Total 928 · Regulatory Commission Exp						750.00	750.00	0.00
930 · Misc Gen Expense								0.00
Total 930 · Misc Gen Expense								0.00

Navitas Utility Corporation
General Ledger
As of December 31, 2017

Type	Date	Num	Name	Memo	Split	Debit	Credit	Balance
931 · Rents								0.00
6232 · Equipment Leasing								0.00
Total 6232 · Equipment Leasing								0.00
931 · Rents - Other								0.00
Bill	01/01/2017		Opal Leach	Rent for Jellic...	2221 · Vendors	250.00		250.00
Bill	01/01/2017	33025...	Pitney Bowes	postage meter	2221 · Vendors	220.29		470.29
Bill	01/01/2017	16-282	DeBritton Holdings, ...	Equipment St...	2221 · Vendors	1,200.00		1,670.29
Bill	01/01/2017	99419...	Airgas, Inc.	cylinder lease	2221 · Vendors	162.41		1,832.70
Bill	01/04/2017	90589...	Airgas, Inc.	cylinder lease	2221 · Vendors	59.14		1,891.84
Bill	01/09/2017	703709	Barbara Uhrig	Rent on regul...	2221 · Vendors	200.00		2,091.84
Credit Card Charge	01/15/2017	161229	OU Faculty House	January 2017 ...	2273 · Joseph ...	59.61		2,151.45
Bill	01/31/2017	99424...	Airgas, Inc.	cylinder lease	2221 · Vendors	51.33		2,202.78
Bill	02/01/2017		Opal Leach	Rent for Jellic...	2221 · Vendors	250.00		2,452.78
Bill	02/01/2017	16-306	DeBritton Holdings, ...	Equipment St...	2221 · Vendors	1,200.00		3,652.78
Credit Card Charge	02/15/2017	170221	OU Faculty House	February 201...	2273 · Joseph ...	59.61		3,712.39
Bill	02/28/2017	99432...	Airgas, Inc.	cylinder lease	2221 · Vendors	50.02		3,762.41
Bill	03/01/2017		Opal Leach	Rent for Jellic...	2221 · Vendors	250.00		4,012.41
Bill	03/01/2017	17-321	DeBritton Holdings, ...	Equipment St...	2221 · Vendors	1,200.00		5,212.41
Bill	03/16/2017	33031...	Pitney Bowes	postage meter	2221 · Vendors	634.38		5,846.79
Bill	03/31/2017	99439...	Airgas, Inc.	cylinder lease	2221 · Vendors	54.30		5,901.09
Bill	03/31/2017	33032...	Pitney Bowes	postage meter	2221 · Vendors	220.29		6,121.38
Bill	04/01/2017		Opal Leach	Rent for Jellic...	2221 · Vendors	250.00		6,371.38
Bill	04/30/2017	99446...	Airgas, Inc.	cylinder lease	2221 · Vendors	53.19		6,424.57
Bill	05/01/2017		Opal Leach	Rent for Jellic...	2221 · Vendors	250.00		6,674.57
Bill	05/31/2017	99453...	Airgas, Inc.	cylinder lease	2221 · Vendors	54.30		6,728.87
Bill	06/01/2017		Opal Leach	Rent for Jellic...	2221 · Vendors	250.00		6,978.87
Bill	06/02/2017	33036...	Pitney Bowes	tax on equipm...	2221 · Vendors	63.32		7,042.19
Bill	06/12/2017	33037...	Pitney Bowes	postage meter	2221 · Vendors	634.38		7,676.57
Bill	06/21/2017	33038...	Pitney Bowes	postage meter	2221 · Vendors	20.75		7,697.32
Bill	06/30/2017	33039...	Pitney Bowes	postage meter	2221 · Vendors	220.29		7,917.61
Bill	06/30/2017	99460...	Airgas, Inc.	cylinder lease	2221 · Vendors	53.19		7,970.80
Bill	07/01/2017		Opal Leach	Rent for Jellic...	2221 · Vendors	250.00		8,220.80
Bill	07/31/2017	99468...	Airgas, Inc.	cylinder lease	2221 · Vendors	35.56		8,256.36
Bill	08/01/2017		Opal Leach	Rent for Jellic...	2221 · Vendors	250.00		8,506.36
Bill	08/01/2017	17-590	DeBritton Holdings, ...	Equipment St...	2221 · Vendors	1,200.00		9,706.36
Bill	08/01/2017	17-354	DeBritton Holdings, ...	Equipment St...	2221 · Vendors	1,200.00		10,906.36
Bill	08/01/2017	17-372	DeBritton Holdings, ...	Equipment St...	2221 · Vendors	1,200.00		12,106.36
Bill	08/01/2017	17-417	DeBritton Holdings, ...	Equipment St...	2221 · Vendors	1,200.00		13,306.36
Bill	08/01/2017	17-508	DeBritton Holdings, ...	Equipment St...	2221 · Vendors	1,200.00		14,506.36
Bill	08/31/2017	99475...	Airgas, Inc.	cylinder lease	2221 · Vendors	35.56		14,541.92
Bill	09/01/2017		Opal Leach	Rent for Jellic...	2221 · Vendors	250.00		14,791.92
Bill	09/01/2017	17-621	DeBritton Holdings, ...	Equipment St...	2221 · Vendors	1,200.00		15,991.92
Bill	09/11/2017	33043...	Pitney Bowes	postage meter	2221 · Vendors	634.38		16,626.30
Bill	09/30/2017	33045...	Pitney Bowes	postage meter	2221 · Vendors	220.29		16,846.59
Bill	09/30/2017	99482...	Airgas, Inc.	cylinder lease	2221 · Vendors	12.18		16,858.77
Bill	10/01/2017		Opal Leach	Rent for Jellic...	2221 · Vendors	250.00		17,108.77
Bill	10/13/2017	17-794	DeBritton Holdings, ...	Equipment St...	2221 · Vendors	1,200.00		18,308.77
Bill	10/31/2017	99489...	Airgas, Inc.	cylinder lease	2221 · Vendors	11.80		18,320.57

Navitas Utility Corporation
General Ledger
As of December 31, 2017

Type	Date	Num	Name	Memo	Split	Debit	Credit	Balance
Bill	11/01/2017		Opal Leach	Rent for Jellic...	2221 · Vendors	250.00		18,570.57
Bill	11/07/2017	17-876	DeBritton Holdings, ...	Equipment St...	2221 · Vendors	1,200.00		19,770.57
Bill	11/30/2017	99496...	Airgas, Inc.	cylinder lease	2221 · Vendors	12.86		19,783.43
Bill	12/01/2017		Opal Leach	Rent for Jellic...	2221 · Vendors	250.00		20,033.43
Bill	12/01/2017	12-926	DeBritton Holdings, ...	Equipment St...	2221 · Vendors	1,200.00		21,233.43
Bill	12/13/2017	33050...	Pitney Bowes	postage meter	2221 · Vendors	634.38		21,867.81
Bill	12/31/2017	33052...	Pitney Bowes	postage meter	2221 · Vendors	220.29		22,088.10
Bill	12/31/2017	99503...	Airgas, Inc.	cylinder lease	2221 · Vendors	16.60		22,104.70
Total 931 · Rents - Other						22,104.70	0.00	22,104.70
Total 931 · Rents						22,104.70	0.00	22,104.70
932 · Maintenance of General Plant								0.00
6220 · Facilities								0.00
Total 6220 · Facilities								0.00
932 · Maintenance of General Plant - Other								0.00
Bill	01/01/2017	20405...	Sonitrol Orange Cou...	Monthly Monit...	2221 · Vendors	127.35		127.35
Bill	01/03/2017	658	Full Spectrum Servi...	Cleaning Serv...	2221 · Vendors	175.00		302.35
Bill	01/17/2017	36171...	Terminix Processing...	Eakly School ...	2221 · Vendors	55.00		357.35
Bill	01/31/2017	48269...	Western Exterminat...	pest control fo...	2221 · Vendors	72.00		429.35
Bill	02/01/2017	20418...	Sonitrol Orange Cou...	Monthly Monit...	2221 · Vendors	127.35		556.70
Bill	02/01/2017	790	Full Spectrum Servi...	Cleaning Serv...	2221 · Vendors	175.00		731.70
Bill	02/18/2017	714916	Double Y Spraying	spray weeds, ...	2221 · Vendors	275.00		1,006.70
Bill	02/22/2017	36279...	Terminix Processing...	Eakly School ...	2221 · Vendors	55.00		1,061.70
Bill	03/01/2017	20430...	Sonitrol Orange Cou...	Monthly Monit...	2221 · Vendors	127.35		1,189.05
Bill	03/01/2017	49319...	Western Exterminat...	pest control fo...	2221 · Vendors	72.00		1,261.05
Bill	03/24/2017	2017 r...	Terminix Processing...	Eakly School ...	2221 · Vendors	253.00		1,514.05
Bill	03/28/2017	36373...	Terminix Processing...	Eakly School ...	2221 · Vendors	55.00		1,569.05
Bill	03/31/2017	49984...	Western Exterminat...	pest control fo...	2221 · Vendors	72.00		1,641.05
Bill	04/01/2017	20442...	Sonitrol Orange Cou...	Monthly Monit...	2221 · Vendors	127.35		1,768.40
Bill	04/01/2017	1055	Full Spectrum Servi...	Cleaning Serv...	2221 · Vendors	175.00		1,943.40
Bill	04/01/2017	373	Full Spectrum Servi...	Cleaning Serv...	2221 · Vendors	175.00		2,118.40
Bill	04/01/2017	508	Full Spectrum Servi...	Cleaning Serv...	2221 · Vendors	175.00		2,293.40
Bill	04/01/2017	923	Full Spectrum Servi...	Cleaning Serv...	2221 · Vendors	175.00		2,468.40
Credit Card Charge	04/10/2017	170412	932 Maintenance of ...	Locks for CM ...	2291 · Ross M...	122.92		2,591.32
Bill	04/11/2017	36419...	Terminix Processing...	Eakly School ...	2221 · Vendors	55.00		2,646.32
Bill	04/28/2017	20459...	Sonitrol Orange Cou...	Intrusion Dete...	2221 · Vendors	354.47		3,000.79
Bill	04/30/2017	50838...	Western Exterminat...	pest control fo...	2221 · Vendors	72.00		3,072.79
Bill	05/01/2017	20455...	Sonitrol Orange Cou...	Monthly Monit...	2221 · Vendors	127.35		3,200.14
Bill	05/01/2017	1188	Full Spectrum Servi...	Cleaning Serv...	2221 · Vendors	175.00		3,375.14
Bill	05/16/2017	36524...	Terminix Processing...	Eakly School ...	2221 · Vendors	55.00		3,430.14
Bill	05/30/2017	201701	Miguel Morales	Clean up CM ...	2221 · Vendors	650.00		4,080.14
Bill	05/31/2017	51608...	Western Exterminat...	pest control fo...	2221 · Vendors	72.00		4,152.14
Bill	06/01/2017	20468...	Sonitrol Orange Cou...	Monthly Monit...	2221 · Vendors	131.35		4,283.49
Bill	06/01/2017	1317	Full Spectrum Servi...	Cleaning Serv...	2221 · Vendors	175.00		4,458.49
Bill	06/15/2017	170615	Sooner Services & ...	Repair meter ...	2221 · Vendors	625.00		5,083.49
Bill	06/26/2017	36636...	Terminix Processing...	Eakly School ...	2221 · Vendors	55.00		5,138.49

Navitas Utility Corporation
General Ledger
As of December 31, 2017

Type	Date	Num	Name	Memo	Split	Debit	Credit	Balance
Bill	06/30/2017	52366...	Western Exterminat...	pest control fo...	2221 · Vendors	72.00		5,210.49
Bill	07/01/2017	20480...	Sonitrol Orange Cou...	Monthly Monit...	2221 · Vendors	131.35		5,341.84
Bill	07/01/2017	1436	Full Spectrum Servi...	Cleaning Serv...	2221 · Vendors	175.00		5,516.84
Credit Card Charge	07/14/2017	170725	932 Maintenance of ...	Back door rep...	2291 · Ross M...	24.01		5,540.85
Credit Card Charge	07/14/2017	170725	932 Maintenance of ...	door repair	2291 · Ross M...	10.75		5,551.60
Credit Card Charge	07/17/2017	170725	932 Maintenance of ...	Back door rep...	2291 · Ross M...	28.48		5,580.08
Credit Card Charge	07/18/2017	170725	932 Maintenance of ...	Air compressor	2291 · Ross M...	62.13		5,642.21
Bill	07/19/2017	4781	Anderson's Heat & Air	Repair Eakly ...	2221 · Vendors	420.00		6,062.21
Credit Card Charge	07/21/2017	170725	932 Maintenance of ...	Air compressor	2291 · Ross M...	353.11		6,415.32
Credit Card Credit	07/21/2017	170725	932 Maintenance of ...	Air compressor	2291 · Ross M...		249.98	6,165.34
Bill	07/21/2017	36713...	Terminix Processing...	Eakly School ...	2221 · Vendors	55.00		6,220.34
Bill	07/25/2017	4791	Anderson's Heat & Air	Repair Eakly ...	2221 · Vendors	194.00		6,414.34
Credit Card Charge	07/28/2017	170801	932 Maintenance of ...	Pest spraying...	2289 · Bruce L...	125.00		6,539.34
Bill	07/31/2017	53167...	Western Exterminat...	pest control fo...	2221 · Vendors	72.00		6,611.34
Bill	08/01/2017	20492...	Sonitrol Orange Cou...	Monthly Monit...	2221 · Vendors	131.35		6,742.69
Bill	08/01/2017	1556	Full Spectrum Servi...	Cleaning Serv...	2221 · Vendors	175.00		6,917.69
Bill	08/18/2017	36797...	Terminix Processing...	Eakly School ...	2221 · Vendors	55.00		6,972.69
Bill	09/01/2017	20505...	Sonitrol Orange Cou...	Monthly Monit...	2221 · Vendors	131.35		7,104.04
Bill	09/01/2017	1676	Full Spectrum Servi...	Cleaning Serv...	2221 · Vendors	175.00		7,279.04
Bill	09/01/2017	54153...	Western Exterminat...	pest control fo...	2221 · Vendors	75.00		7,354.04
Bill	09/15/2017	36872...	Terminix Processing...	Eakly School ...	2221 · Vendors	57.00		7,411.04
Bill	10/01/2017	20517...	Sonitrol Orange Cou...	Monthly Monit...	2221 · Vendors	131.35		7,542.39
Bill	10/01/2017	54937...	Western Exterminat...	pest control fo...	2221 · Vendors	75.00		7,617.39
Bill	10/01/2017	1789	Full Spectrum Servi...	Cleaning Serv...	2221 · Vendors	200.00		7,817.39
Bill	10/20/2017	36972...	Terminix Processing...	Eakly School ...	2221 · Vendors	57.00		7,874.39
Bill	10/31/2017	55867...	Western Exterminat...	pest control fo...	2221 · Vendors	75.00		7,949.39
Bill	11/01/2017	20528...	Sonitrol Orange Cou...	Monthly Monit...	2221 · Vendors	131.35		8,080.74
Bill	11/01/2017	1898	Full Spectrum Servi...	Cleaning Serv...	2221 · Vendors	200.00		8,280.74
Bill	11/20/2017	37073...	Terminix Processing...	Eakly School ...	2221 · Vendors	57.00		8,337.74
Bill	11/30/2017	56689...	Western Exterminat...	pest control fo...	2221 · Vendors	75.00		8,412.74
Bill	12/01/2017	20537...	Sonitrol Orange Cou...	Monthly Monit...	2221 · Vendors	131.35		8,544.09
Bill	12/01/2017	4201	Anderson's Heat & Air	Repair Eakly ...	2221 · Vendors	157.00		8,701.09
Bill	12/01/2017	2008	Full Spectrum Servi...	Cleaning Serv...	2221 · Vendors	200.00		8,901.09
Bill	12/11/2017	37113...	Terminix Processing...	Eakly School ...	2221 · Vendors	57.00		8,958.09
Bill	12/31/2017	57363...	Western Exterminat...	pest control fo...	2221 · Vendors	75.00		9,033.09
Total 932 · Maintenance of General Plant - Other						9,283.07	249.98	9,033.09
Total 932 · Maintenance of General Plant						9,283.07	249.98	9,033.09
Indirect Costs - Other								0.00
Total Indirect Costs - Other								0.00
Total Indirect Costs						2,255,757.92	94,320.55	2,161,437.37
Other Income								0.00
411.60 · Gain on Sale								0.00
Total 411.60 · Gain on Sale								0.00

Navitas Utility Corporation
General Ledger
As of December 31, 2017

Type	Date	Num	Name	Memo	Split	Debit	Credit	Balance
415 · Revenue Material/Constr Sale								0.00
Invoice	01/06/2017	170106	Don Barger	Riser 1" x 1 1/...	1251 · Other		95.60	-95.60
Invoice	01/06/2017	170106	Don Barger	Pipe 1 1/4" P...	1251 · Other		202.40	-298.00
Invoice	03/23/2017	170323	OK Department of T...	Job Piece 01...	1251 · Other		28,221.36	-28,519.36
Invoice	03/24/2017	170324	Billy Kerr	Pipe 1 1/4" P...	1251 · Other		54.00	-28,573.36
Invoice	03/24/2017	170324	Billy Kerr	Riser 1" x 1 1/...	1251 · Other		95.60	-28,668.96
Invoice	04/26/2017	170426	OK Department of T...	Job Piece 01...	1251 · Other		17,012.74	-45,681.70
Invoice	06/29/2017	170629	Kristi Minor	Pipe 1" POLY	1251 · Other		390.00	-46,071.70
Invoice	11/28/2017	171128	Perry Talbott	Pipe 1" POLY	1251 · Other	0.00		-46,071.70
Invoice	12/01/2017	2017H...	System NOK3:Repa...	Coupling 2"	1201 · From m...		2.24	-46,073.94
Invoice	12/01/2017	2017H...	System NOK3:Repa...	Reducer bush...	1201 · From m...		1.20	-46,075.14
Invoice	12/01/2017	2017H...	System NOK3:Repa...	"Coupling 1 1/...	1201 · From m...		1.10	-46,076.24
Invoice	12/01/2017	2017H...	System NOK3:Repa...	"Cap 1 1/2""	1201 · From m...		1.39	-46,077.63
Invoice	12/01/2017	2017H...	System NOK3:Repa...	Coupling 2"	1201 · From m...		2.24	-46,079.87
Invoice	12/01/2017	2017H...	System NOK3:Repa...	Coupling, 4"	1201 · From m...		12.95	-46,092.82
Invoice	12/01/2017	2017H...	System NOK3:Repa...	Coupling, 4"	1201 · From m...		51.80	-46,144.62
Invoice	12/01/2017	2017H...	System NOK3:Repa...	Coupling, 4"	1201 · From m...		12.95	-46,157.57
Invoice	12/01/2017	2017H...	System NOK3:Repa...	Reducer bush...	1201 · From m...		0.65	-46,158.22
Invoice	12/01/2017	2017H...	System NOK3:Repa...	Riser 1" anod...	1201 · From m...		35.00	-46,193.22
Invoice	12/01/2017	2017H...	System NOK3:Repa...	Pipe 1 1/4" P...	1201 · From m...		10.08	-46,203.30
Invoice	12/01/2017	2017H...	System NOK3:Repa...	Reducer 1 1/4...	1201 · From m...		5.78	-46,209.08
Invoice	12/01/2017	2017H...	System NOK3:Repa...	Coupling 3"	1201 · From m...		18.84	-46,227.92
Invoice	12/01/2017	2017H...	System NOK3:Repa...	Coupling 3"	1201 · From m...		9.42	-46,237.34
Invoice	12/01/2017	2017H...	System NOK3:Repa...	"Cap 1 1/4""	1201 · From m...		1.11	-46,238.45
Invoice	12/01/2017	2017H...	System NOK3:Repa...	Coupling, 4"	1201 · From m...		103.60	-46,342.05
Invoice	12/01/2017	2017H...	System NOK3:Repa...	TAP; 4" X 3/4...	1201 · From m...		96.37	-46,438.42
Invoice	12/01/2017	2017H...	System NOK3:Repa...	Reducer 1" x ...	1201 · From m...		8.15	-46,446.57
Invoice	12/01/2017	2017H...	System NOK3:Repa...	Reducer; 1 1/...	1201 · From m...		12.21	-46,458.78
Invoice	12/01/2017	2017H...	System NOK3:Repa...	Reducer 1 1/4...	1201 · From m...		5.78	-46,464.56
Invoice	12/01/2017	2017H...	System NOK3:Repa...	POLYCAM Tr...	1201 · From m...		94.40	-46,558.96
Invoice	12/01/2017	2017H...	System NOK3:Repa...	Reducer; 1 1/...	1201 · From m...		24.42	-46,583.38
Invoice	12/01/2017	2017H...	System NOK3:Repa...	"Cap 2""	1201 · From m...		2.98	-46,586.36
Invoice	12/01/2017	2017H...	System NOK3:Repa...	Coupling 3"	1201 · From m...		28.26	-46,614.62
Invoice	12/01/2017	2017H...	System NOK3:Repa...	"Cap 2""	1201 · From m...		2.98	-46,617.60
Invoice	12/01/2017	2017H...	System NOK3:Repa...	Compression ...	1201 · From m...		68.94	-46,686.54
Invoice	12/01/2017	2017H...	System NOK3:Repa...	Coupling, 4"	1201 · From m...		12.95	-46,699.49
Invoice	12/01/2017	2017...	System NOK3:New ...	Reducer, 4" x ...	1201 · From m...		31.10	-46,730.59
Invoice	12/01/2017	2017...	System NOK3:New ...	Coupling, 4"	1201 · From m...		25.90	-46,756.49
Invoice	12/01/2017	2017...	System NOK3:New ...	Pipe 2" SDR1...	1201 · From m...		2,392.50	-49,148.99
Invoice	12/01/2017	2017...	System NOK3:New ...	POLYCAM Tr...	1201 · From m...		99.44	-49,248.43
Invoice	12/01/2017	2017...	System NOK3:New ...	Ell 2" 45 degree	1201 · From m...		4.12	-49,252.55
Invoice	12/01/2017	2017...	System NOK3:New ...	Ell 2" 90 degree	1201 · From m...		1.76	-49,254.31
Invoice	12/01/2017	2017...	System NOK3:New ...	Reducer bush...	1201 · From m...		4.35	-49,258.66
Invoice	12/01/2017	2017...	System NOK3:New ...	Reducer bush...	1201 · From m...		2.16	-49,260.82
Invoice	12/01/2017	2017...	System NOK3:New ...	POLYCAM Tr...	1201 · From m...		86.00	-49,346.82
Invoice	12/01/2017	2017...	System NOK3:New ...	Pipe 1 1/4" P...	1201 · From m...		516.24	-49,863.06
Invoice	12/01/2017	2017...	System FCFA:Repai...	Nipple 1" x 4" ...	1201 · From m...		1.95	-49,865.01
Invoice	12/01/2017	2017...	System FCFA:Repai...	Cap 1" LP	1201 · From m...		1.78	-49,866.79
Invoice	12/01/2017	2017...	System FCFA:Repai...	REGULATOR...	1201 · From m...		50.00	-49,916.79

Navitas Utility Corporation
General Ledger
As of December 31, 2017

Type	Date	Num	Name	Memo	Split	Debit	Credit	Balance
Invoice	12/01/2017	2017...	System FCFA:Repai...	Nipple 1" x 3" ...	1201 · From m...		1.55	-49,918.34
Invoice	12/01/2017	2017...	System FCFA:Repai...	Ell 1" street LP	1201 · From m...		2.44	-49,920.78
Invoice	12/01/2017	2017...	System FCFA:Repai...	Ell 1" 90 degree	1201 · From m...		2.50	-49,923.28
Invoice	12/01/2017	2017K...	System FCFA:Repai...	Pipe 1 1/4" P...	1201 · From m...		172.80	-50,096.08
Invoice	12/01/2017	2017K...	System FCFA:Repai...	Tee 1 1/4" SF	1201 · From m...		8.56	-50,104.64
Invoice	12/01/2017	2017K...	System FCFA:Repai...	Coupling 1 1/...	1201 · From m...		8.49	-50,113.13
Invoice	12/01/2017	2017K...	System FCFA:Repai...	Reducer 1 1/4...	1201 · From m...		7.35	-50,120.48
Invoice	12/01/2017	2017K...	System FCFA:Repai...	EXCESS FLO...	1201 · From m...		39.50	-50,159.98
Invoice	12/01/2017	2017K...	System FCFA:Repai...	Coupling 1" SF	1201 · From m...		4.18	-50,164.16
Invoice	12/01/2017	2017K...	System FCFA:Repai...	"Cap 1" Butt ...	1201 · From m...		3.12	-50,167.28
Invoice	12/01/2017	2017K...	System FCFA:Repai...	Nipple 1" x 8" ...	1201 · From m...		2.88	-50,170.16
Invoice	12/01/2017	2017K...	System FCFA:Repai...	REGULATOR...	1201 · From m...		39.92	-50,210.08
Invoice	12/01/2017	2017K...	System FCFA:Repai...	Stopcock 1"(Ir...	1201 · From m...		28.10	-50,238.18
Invoice	12/01/2017	2017V...	System FCFA:Repai...	"Reducer 2" x...	1201 · From m...		18.00	-50,256.18
Invoice	12/01/2017	2017V...	System FCFA:Repai...	Coupling 2" SF	1201 · From m...		5.94	-50,262.12
Invoice	12/01/2017	2017V...	System FCFA:Repai...	Pipe 1 1/4" P...	1201 · From m...		54.00	-50,316.12
Invoice	12/01/2017	2017V...	System FCFA:Repai...	Pipe 2" SDR1...	1201 · From m...		11.48	-50,327.60
Invoice	12/01/2017	2017D...	System FCFA:Repai...	"Coupling 1 1/...	1201 · From m...		1.00	-50,328.60
Invoice	12/01/2017	2017E...	System FCFA:Repai...	Coupling 1" LP	1201 · From m...		12.36	-50,340.96
Invoice	12/01/2017	2017E...	System FCFA:Repai...	Nipple 1" x 3" ...	1201 · From m...		1.55	-50,342.51
Invoice	12/01/2017	2017E...	System FCFA:Repai...	Nipple 1" x 5" ...	1201 · From m...		8.25	-50,350.76
Invoice	12/01/2017	2017E...	System FCFA:Repai...	NIpple 1" x 6" ...	1201 · From m...		2.20	-50,352.96
Invoice	12/01/2017	2017E...	System FCFA:Repai...	Regulator, 1 "...	1201 · From m...		71.65	-50,424.61
Invoice	12/01/2017	2017E...	System FCFA:Repai...	Pipe 2" SDR1...	1201 · From m...		122.50	-50,547.11
Invoice	12/01/2017	2017E...	System FCFA:Repai...	POLYCAM Tr...	1201 · From m...		99.44	-50,646.55
Invoice	12/01/2017	2017E...	System FCFA:Repai...	"Cap 2""	1201 · From m...		2.98	-50,649.53
Invoice	12/01/2017	2017E...	System FCFA:Repai...	Cap 1" Glue fit	1201 · From m...		0.55	-50,650.08
Invoice	12/01/2017	2017E...	System FCFA:Repai...	Tee 2" BF	1201 · From m...		16.26	-50,666.34
Invoice	12/01/2017	2017E...	System FCFA:Repai...	POLYCAM Tr...	1201 · From m...		99.44	-50,765.78
Invoice	12/01/2017	2017E...	System FCFA:Repai...	Pipe 2" SDR1...	1201 · From m...		3.83	-50,769.61
Invoice	12/01/2017	2017E...	System FCFA:Repai...	Reducer 2" x ...	1201 · From m...		11.00	-50,780.61
Invoice	12/01/2017	2017E...	System FCFA:Repai...	Reducer 1 1/4...	1201 · From m...		5.78	-50,786.39
Invoice	12/01/2017	2017E...	System FCFA:Repai...	Cap 1" Glue fit	1201 · From m...		1.65	-50,788.04
Invoice	12/01/2017	2017E...	System FCFA:Repai...	"Coupling 1""	1201 · From m...		0.70	-50,788.74
Invoice	12/01/2017	2017E...	System FCFA:Repai...	POLYCAM Tr...	1201 · From m...		49.72	-50,838.46
Invoice	12/01/2017	2017E...	System FCFA:Repai...	Pipe 1 1/4" P...	1201 · From m...		33.84	-50,872.30
Invoice	12/01/2017	2017E...	System FCFA:Repai...	Cap 1" LP	1201 · From m...		1.78	-50,874.08
Invoice	12/01/2017	2017E...	System FCFA:Repai...	Plug 1" LP	1201 · From m...		1.86	-50,875.94
Invoice	12/01/2017	2017E...	System FCFA:Repai...	Cap 1" Glue fit	1201 · From m...		0.55	-50,876.49
Invoice	12/01/2017	2017E...	System FCFA:Repai...	Regulator, Se...	1201 · From m...		164.00	-51,040.49
Invoice	12/01/2017	2017E...	System FCFA:Repai...	Nipple 1" clos...	1201 · From m...		1.29	-51,041.78
Invoice	12/01/2017	2017E...	System FCFA:Repai...	Stopcock 1"(Ir...	1201 · From m...		28.10	-51,069.88
Invoice	12/01/2017	2017E...	System FCFA:Repai...	Nipple 1" x 2" ...	1201 · From m...		1.20	-51,071.08
Invoice	12/01/2017	2017E...	System FCFA:Repai...	REGULATOR...	1201 · From m...		50.00	-51,121.08
Invoice	12/01/2017	2017E...	System FCFA:Repai...	Compression ...	1201 · From m...		253.40	-51,374.48
Invoice	12/01/2017	2017E...	System FCFA:Repai...	Tee 2" BF	1201 · From m...		16.26	-51,390.74
Invoice	12/01/2017	2017E...	System FCFA:Repai...	Reducer 2" x ...	1201 · From m...		8.95	-51,399.69
Invoice	12/01/2017	2017E...	System FCFA:Repai...	Pipe 2" SDR1...	1201 · From m...		111.01	-51,510.70
Invoice	12/01/2017	2017E...	System FCFA:Repai...	Riser 1" anod...	1201 · From m...		35.00	-51,545.70

Navitas Utility Corporation
General Ledger
As of December 31, 2017

Type	Date	Num	Name	Memo	Split	Debit	Credit	Balance
Invoice	12/01/2017	2017E...	System FCFA:Repai...	Pipe 1" POLY	1201 · From m...		1.56	-51,547.26
Invoice	12/01/2017	2017E...	System FCFA:Repai...	Cap 1" Glue fit	1201 · From m...		2.20	-51,549.46
Invoice	12/01/2017	2017E...	System FCFA:Repai...	Cap 1" Glue fit	1201 · From m...		0.55	-51,550.01
Invoice	12/01/2017	2017E...	System FCFA:Repai...	Reducer 2" x ...	1201 · From m...		22.00	-51,572.01
Invoice	12/01/2017	2017E...	System FCFA:Repai...	POLYCAM Tr...	1201 · From m...		99.44	-51,671.45
Invoice	12/01/2017	2017E...	System FCFA:Repai...	Pipe 1 1/4" P...	1201 · From m...		384.48	-52,055.93
Invoice	12/01/2017	2017E...	System FCFA:Repai...	Cap 3/4" pvc t...	1201 · From m...		1.46	-52,057.39
Invoice	12/01/2017	2017E...	System FCFA:Repai...	REGULATOR...	1201 · From m...		50.00	-52,107.39
Invoice	12/01/2017	2017E...	System FCFA:Repai...	Coupling 1 1/...	1201 · From m...		3.87	-52,111.26
Invoice	12/01/2017	2017E...	System FCFA:Repai...	Nipple 1 1/4" ...	1201 · From m...		3.05	-52,114.31
Invoice	12/01/2017	2017E...	System FCFA:Repai...	Nipple 1" x 3" ...	1201 · From m...		1.55	-52,115.86
Invoice	12/01/2017	2017E...	System FCFA:Repai...	Nipple 1" x 2" ...	1201 · From m...		1.20	-52,117.06
Invoice	12/01/2017	2017E...	System FCFA:Repai...	Cap 1" Glue fit	1201 · From m...		1.10	-52,118.16
Invoice	12/01/2017	2017E...	System FCFA:Repai...	Pipe 2" SDR1...	1201 · From m...		13.40	-52,131.56
Invoice	12/01/2017	2017E...	System FCFA:Repai...	POLYCAM Tr...	1201 · From m...		49.72	-52,181.28
Invoice	12/01/2017	2017E...	System FCFA:Repai...	Stopcock 1"(Ir...	1201 · From m...		28.10	-52,209.38
Invoice	12/01/2017	2017E...	System FCFA:Repai...	Coupling 1" LP	1201 · From m...		2.06	-52,211.44
Invoice	12/01/2017	2017E...	System FCFA:Repai...	Cap 1" Glue fit	1201 · From m...		0.55	-52,211.99
Invoice	12/01/2017	2017E...	System FCFA:Repai...	Stopcock 1"(Ir...	1201 · From m...		28.10	-52,240.09
Invoice	12/01/2017	2017E...	System FCFA:Repai...	Nipple 1" x 7" ...	1201 · From m...		2.85	-52,242.94
Invoice	12/01/2017	2017E...	System FCFA:Repai...	Cap 1" Glue fit	1201 · From m...		0.55	-52,243.49
Invoice	12/01/2017	2017E...	System FCFA:Repai...	Cap 2" Poly b...	1201 · From m...		5.21	-52,248.70
Invoice	12/01/2017	2017E...	System FCFA:Repai...	Coupling 2"	1201 · From m...		2.24	-52,250.94
Invoice	12/01/2017	2017E...	System FCFA:Repai...	Coupling 3"	1201 · From m...		28.26	-52,279.20
Invoice	12/01/2017	2017E...	System FCFA:Repai...	Tap 3" x 1" sa...	1201 · From m...		117.57	-52,396.77
Invoice	12/01/2017	2017E...	System FCFA:Repai...	Cap 3/4" pvc t...	1201 · From m...		0.73	-52,397.50
Invoice	12/01/2017	2017E...	System FCFA:Repai...	Coupling 2"	1201 · From m...		2.24	-52,399.74
Invoice	12/01/2017	2017E...	System FCFA:Repai...	Reducer bush...	1201 · From m...		1.74	-52,401.48
Invoice	12/01/2017	2017E...	System FCFA:Repai...	Coupling 2"	1201 · From m...		1.12	-52,402.60
Invoice	12/01/2017	2017E...	System FCFA:Repai...	Compression ...	1201 · From m...		126.70	-52,529.30
Invoice	12/01/2017	2017E...	System FCFA:Repai...	Coupling 2"	1201 · From m...		2.24	-52,531.54
Invoice	12/01/2017	2017E...	System FCFA:Repai...	Cap 1 1/4" So...	1201 · From m...		10.06	-52,541.60
Invoice	12/01/2017	2017E...	System FCFA:Repai...	Cap 1" Glue fit	1201 · From m...		1.10	-52,542.70
Invoice	12/01/2017	2017E...	System FCFA:Repai...	Cap 1 1/4" So...	1201 · From m...		10.06	-52,552.76
Invoice	12/01/2017	2017E...	System FCFA:Repai...	Cap 1" Glue fit	1201 · From m...		1.10	-52,553.86
Invoice	12/01/2017	2017E...	System FCFA:Repai...	Cap 1" socket...	1201 · From m...		8.80	-52,562.66
Invoice	12/01/2017	2017E...	System FCFA:Repai...	Coupling 2"	1201 · From m...		4.48	-52,567.14
Invoice	12/01/2017	2017E...	System FCFA:Repai...	Cap 1" Glue fit	1201 · From m...		0.55	-52,567.69
Invoice	12/01/2017	2017E...	System FCFA:Repai...	Reducer 2" x ...	1201 · From m...		22.00	-52,589.69
Invoice	12/01/2017	2017E...	System FCFA:Repai...	POLYCAM Tr...	1201 · From m...		99.44	-52,689.13
Invoice	12/01/2017	2017E...	System FCFA:Repai...	Pipe 1 1/4" P...	1201 · From m...		106.56	-52,795.69
Invoice	12/01/2017	2017E...	System FCFA:Repai...	REGULATOR...	1201 · From m...		50.00	-52,845.69
Invoice	12/01/2017	2017E...	System FCFA:Repai...	Coupling 2"	1201 · From m...		2.24	-52,847.93
Invoice	12/01/2017	2017E...	System FCFA:Repai...	Cap 1" Glue fit	1201 · From m...		0.55	-52,848.48
Invoice	12/01/2017	2017E...	System FCFA:Repai...	Pipe 2" SDR1...	1201 · From m...		28.71	-52,877.19
Invoice	12/01/2017	2017E...	System FCFA:Repai...	POLYCAM Tr...	1201 · From m...		99.44	-52,976.63
Invoice	12/01/2017	2017E...	System FCFA:Repai...	Coupling, 4"	1201 · From m...		12.95	-52,989.58
Invoice	12/01/2017	2017E...	System FCFA:Repai...	Reducer bush...	1201 · From m...		3.40	-52,992.98
Invoice	12/01/2017	2017E...	System FCFA:Repai...	Reducer bush...	1201 · From m...		4.33	-52,997.31

Navitas Utility Corporation
General Ledger
As of December 31, 2017

Type	Date	Num	Name	Memo	Split	Debit	Credit	Balance
Invoice	12/01/2017	2017E...	System FCFA:Repai...	Coupling 2"	1201 · From m...		10.08	-53,007.39
Invoice	12/01/2017	2017E...	System FCFA:Repai...	Reducer bush...	1201 · From m...		1.45	-53,008.84
Invoice	12/01/2017	2017E...	System FCFA:Repai...	Coupling 1" fe...	1201 · From m...		0.31	-53,009.15
Invoice	12/01/2017	2017E...	System FCFA:Repai...	"Coupling 1""	1201 · From m...		5.60	-53,014.75
Invoice	12/01/2017	2017E...	System FCFA:Repai...	"Cap 2""	1201 · From m...		1.49	-53,016.24
Invoice	12/01/2017	2017E...	System FCFA:Repai...	"Cap 2""	1201 · From m...		1.49	-53,017.73
Invoice	12/01/2017	2017E...	System FCFA:Repai...	Reducer 2" x ...	1201 · From m...		17.90	-53,035.63
Invoice	12/01/2017	2017E...	System FCFA:Repai...	Nipple 1 1/4" ...	1201 · From m...		3.42	-53,039.05
Invoice	12/01/2017	2017E...	System FCFA:Repai...	Bushing 2" x ...	1201 · From m...		4.58	-53,043.63
Invoice	12/01/2017	2017E...	System FCFA:Repai...	Tee 1 1/4" LP	1201 · From m...		5.67	-53,049.30
Invoice	12/01/2017	2017E...	System FCFA:Repai...	Ell 1 1/4" 90d...	1201 · From m...		6.71	-53,056.01
Invoice	12/01/2017	2017E...	System FCFA:Repai...	Plug 1" LP	1201 · From m...		1.86	-53,057.87
Invoice	12/01/2017	2017E...	System FCFA:Repai...	Riser 1 1/4"an...	1201 · From m...		69.34	-53,127.21
Invoice	12/01/2017	2017E...	System FCFA:Repai...	POLYCAM Tr...	1201 · From m...		99.44	-53,226.65
Invoice	12/01/2017	2017E...	System FCFA:Repai...	Pipe 1 1/4" P...	1201 · From m...		10.08	-53,236.73
Invoice	12/01/2017	2017E...	System FCFA:Repai...	Riser 1 1/4"an...	1201 · From m...		69.34	-53,306.07
Invoice	12/01/2017	2017E...	System FCFA:Repai...	Stopcock 1"(Ir...	1201 · From m...		28.10	-53,334.17
Invoice	12/01/2017	2017E...	System FCFA:Repai...	REGULATOR...	1201 · From m...		50.00	-53,384.17
Invoice	12/01/2017	2017E...	System FCFA:Repai...	Riser 1" anod...	1201 · From m...		35.00	-53,419.17
Invoice	12/01/2017	2017E...	System FCFA:Repai...	POLYCAM Tr...	1201 · From m...		35.12	-53,454.29
Invoice	12/01/2017	2017E...	System FCFA:Repai...	Reducer 2" x ...	1201 · From m...		8.95	-53,463.24
Invoice	12/01/2017	2017E...	System FCFA:Repai...	Stopcock 1"(Ir...	1201 · From m...		28.10	-53,491.34
Invoice	12/01/2017	2017E...	System FCFA:Repai...	Plug 1" LP	1201 · From m...		1.86	-53,493.20
Invoice	12/01/2017	2017E...	System FCFA:Repai...	Pipe 1" POLY	1201 · From m...		2.34	-53,495.54
Invoice	12/01/2017	2017E...	System FCFA:Repai...	POLYCAM Tr...	1201 · From m...		49.72	-53,545.26
Invoice	12/01/2017	2017E...	System FCFA:Repai...	Riser 1" anod...	1201 · From m...		35.00	-53,580.26
Invoice	12/01/2017	2017E...	System FCFA:Repai...	Cap 1" Glue fit	1201 · From m...		0.55	-53,580.81
Invoice	12/01/2017	2017E...	System FCFA:Repai...	Cap 1" Glue fit	1201 · From m...		1.10	-53,581.91
Invoice	12/01/2017	2017E...	System FCFA:Repai...	Cap 1" Glue fit	1201 · From m...		1.10	-53,583.01
Invoice	12/01/2017	2017E...	System FCFA:Repai...	Ell 1" 90 degree	1201 · From m...		2.50	-53,585.51
Invoice	12/01/2017	2017E...	System FCFA:Repai...	EXCESS FLO...	1201 · From m...		39.50	-53,625.01
Invoice	12/01/2017	2017E...	System FCFA:Repai...	Tap 2" x 1"	1201 · From m...		11.98	-53,636.99
Invoice	12/01/2017	2017E...	System FCFA:Repai...	Cap 1" Glue fit	1201 · From m...		0.55	-53,637.54
Invoice	12/01/2017	2017E...	System FCFA:Repai...	POLYCAM Tr...	1201 · From m...		35.12	-53,672.66
Invoice	12/01/2017	2017E...	System FCFA:Repai...	POLYCAM Tr...	1201 · From m...		99.44	-53,772.10
Invoice	12/01/2017	2017E...	System FCFA:Repai...	Pipe 2" SDR1...	1201 · From m...		11.48	-53,783.58
Invoice	12/01/2017	2017E...	System FCFA:Repai...	Cap 1" Glue fit	1201 · From m...		0.55	-53,784.13
Invoice	12/01/2017	2017E...	System FCFA:Repai...	POLYCAM Tr...	1201 · From m...		99.44	-53,883.57
Invoice	12/01/2017	2017E...	System FCFA:Repai...	Pipe 2" SDR1...	1201 · From m...		179.92	-54,063.49
Invoice	12/01/2017	2017E...	System FCFA:Repai...	Pipe 1 1/4" P...	1201 · From m...		4.32	-54,067.81
Invoice	12/01/2017	2017E...	System FCFA:Repai...	Stopcock 1"(Ir...	1201 · From m...		28.10	-54,095.91
Invoice	12/01/2017	2017E...	System FCFA:Repai...	Coupling 1" LP	1201 · From m...		2.06	-54,097.97
Invoice	12/01/2017	2017E...	System FCFA:Repai...	Nipple 1" x 3" ...	1201 · From m...		3.10	-54,101.07
Invoice	12/01/2017	2017E...	System FCFA:Repai...	REGULATOR...	1201 · From m...		50.00	-54,151.07
Invoice	12/01/2017	2017E...	System FCFA:Repai...	Coupling 2"	1201 · From m...		2.24	-54,153.31
Invoice	12/01/2017	2017E...	System FCFA:Repai...	Coupling 3"	1201 · From m...		9.42	-54,162.73
Invoice	12/01/2017	2017E...	System FCFA:Repai...	Pipe 3" SDR1...	1201 · From m...		1,157.10	-55,319.83
Invoice	12/01/2017	2017E...	System FCFA:Repai...	POLYCAM Tr...	1201 · From m...		60.87	-55,380.70
Invoice	12/01/2017	2017E...	System FCFA:Repai...	Pipe 2" SDR1...	1201 · From m...		5.74	-55,386.44

Navitas Utility Corporation
General Ledger
As of December 31, 2017

Type	Date	Num	Name	Memo	Split	Debit	Credit	Balance
Invoice	12/01/2017	2017E...	System FCFA:Repai...	Regulator, 1 "...	1201 · From m...		71.65	-55,458.09
Invoice	12/01/2017	2017E...	System FCFA:Repai...	POLYCAM Tr...	1201 · From m...		70.24	-55,528.33
Invoice	12/01/2017	2017E...	System FCFA:Repai...	Pipe 1" POLY	1201 · From m...		1.56	-55,529.89
Invoice	12/01/2017	2017E...	System FCFA:Repai...	REGULATOR...	1201 · From m...		50.00	-55,579.89
Invoice	12/01/2017	2017E...	System FCFA:Repai...	Cap 1" Glue fit	1201 · From m...		0.55	-55,580.44
Invoice	12/01/2017	2017E...	System FCFA:Repai...	POLYCAM Tr...	1201 · From m...		70.24	-55,650.68
Invoice	12/01/2017	2017E...	System FCFA:Repai...	Pipe 1" POLY	1201 · From m...		28.08	-55,678.76
Invoice	12/01/2017	2017E...	System FCFA:Repai...	Cap 3/4" pvc t...	1201 · From m...		0.73	-55,679.49
Invoice	12/01/2017	2017E...	System FCFA:Repai...	Cap 1" Glue fit	1201 · From m...		0.55	-55,680.04
Invoice	12/01/2017	2017E...	System FCFA:Repai...	Stopcock 1"(Ir...	1201 · From m...		56.20	-55,736.24
Invoice	12/01/2017	2017E...	System FCFA:Repai...	Nipple 1" x 2" ...	1201 · From m...		3.60	-55,739.84
Invoice	12/01/2017	2017E...	System FCFA:Repai...	Nipple 1" x 9" ...	1201 · From m...		3.25	-55,743.09
Invoice	12/01/2017	2017E...	System FCFA:Repai...	Nipple 1" x 4" ...	1201 · From m...		1.95	-55,745.04
Invoice	12/01/2017	2017E...	System FCFA:Repai...	REGULATOR...	1201 · From m...		50.00	-55,795.04
Invoice	12/01/2017	2017E...	System FCFA:Repai...	Nipple 1" x 2" ...	1201 · From m...		1.20	-55,796.24
Invoice	12/01/2017	2017E...	System FCFA:Repai...	REGULATOR...	1201 · From m...		50.00	-55,846.24
Invoice	12/01/2017	2017E...	System FCFA:Repai...	REGULATOR...	1201 · From m...		50.00	-55,896.24
Invoice	12/01/2017	2017E...	System FCFA:Repai...	Coupling 2"	1201 · From m...		2.24	-55,898.48
Invoice	12/01/2017	2017E...	System FCFA:Repai...	Coupling 2"	1201 · From m...		2.24	-55,900.72
Invoice	12/01/2017	2017E...	System FCFA:Repai...	Cap 1" Glue fit	1201 · From m...		0.55	-55,901.27
Invoice	12/01/2017	2017E...	System FCFA:Repai...	Coupling, 4"	1201 · From m...		38.85	-55,940.12
Invoice	12/01/2017	2017E...	System FCFA:Repai...	REGULATOR...	1201 · From m...		50.00	-55,990.12
Invoice	12/01/2017	2017E...	System FCFA:Repai...	REGULATOR...	1201 · From m...		50.00	-56,040.12
Invoice	12/01/2017	2017E...	System FCFA:Repai...	Cap 1" PVC t...	1201 · From m...		1.01	-56,041.13
Invoice	12/01/2017	2017E...	System FCFA:Repai...	Coupling 2"	1201 · From m...		2.24	-56,043.37
Invoice	12/01/2017	2017E...	System FCFA:Repai...	Cap 1" Glue fit	1201 · From m...		0.55	-56,043.92
Invoice	12/01/2017	2017E...	System FCFA:Repai...	Pipe 1 1/4" P...	1201 · From m...		3.60	-56,047.52
Invoice	12/01/2017	2017E...	System FCFA:Repai...	Reducer 1 1/4...	1201 · From m...		11.56	-56,059.08
Invoice	12/01/2017	2017E...	System FCFA:Repai...	Pipe 1 1/4" P...	1201 · From m...		14.40	-56,073.48
Invoice	12/01/2017	2017E...	System FCFA:Repai...	Pipe 1" POLY	1201 · From m...		4.29	-56,077.77
Invoice	12/01/2017	2017E...	System FCFA:Repai...	POLYCAM Tr...	1201 · From m...		86.00	-56,163.77
Invoice	12/01/2017	2017E...	System FCFA:Repai...	"Coupling 1""	1201 · From m...		1.40	-56,165.17
Invoice	12/01/2017	2017E...	System FCFA:Repai...	REGULATOR...	1201 · From m...		50.00	-56,215.17
Invoice	12/01/2017	2017...	System FCFA:New ...	Reducer 2" x ...	1201 · From m...		11.00	-56,226.17
Invoice	12/01/2017	2017...	System FCFA:New ...	Nipple 1 1/4" ...	1201 · From m...		2.44	-56,228.61
Invoice	12/01/2017	2017...	System FCFA:New ...	Stopcock 1 1/...	1201 · From m...		108.64	-56,337.25
Invoice	12/01/2017	2017...	System FCFA:New ...	Cap 1" Glue fit	1201 · From m...		1.65	-56,338.90
Invoice	12/01/2017	2017...	System FCFA:New ...	Pipe 1 1/4" P...	1201 · From m...		364.32	-56,703.22
Invoice	12/01/2017	2017...	System FCFA:New ...	POLYCAM Tr...	1201 · From m...		49.72	-56,752.94
Invoice	12/01/2017	2017...	System FCFA:New ...	Riser 1 1/4"an...	1201 · From m...		138.68	-56,891.62
Invoice	12/01/2017	2017...	System FCFA:New ...	Pipe 4" SDR1...	1201 · From m...		3,629.73	-60,521.35
Invoice	12/01/2017	2017...	System FCFA:New ...	Coupling, 4"	1201 · From m...		25.90	-60,547.25
Invoice	12/01/2017	2017...	System FCFA:New ...	"Cap 4""	1201 · From m...		14.16	-60,561.41
Invoice	12/01/2017	2017...	System FCFA:New ...	Cap 1" Glue fit	1201 · From m...		1.10	-60,562.51
Invoice	12/01/2017	2017...	System FCFA:New ...	POLYCAM Tr...	1201 · From m...		190.00	-60,752.51
Invoice	12/01/2017	2017...	System FCFA:New ...	Pipe 2" SDR1...	1201 · From m...		2,296.80	-63,049.31
Invoice	12/01/2017	2017...	System FCFA:New ...	Cap, 2" socke...	1201 · From m...		2.55	-63,051.86
Invoice	12/01/2017	2017...	System FCFA:New ...	Coupling 1" SF	1201 · From m...		8.36	-63,060.22
Invoice	12/01/2017	2017...	System FCFA:New ...	Tap 4" x 1" P.E.	1201 · From m...		59.16	-63,119.38

Navitas Utility Corporation
General Ledger
As of December 31, 2017

Type	Date	Num	Name	Memo	Split	Debit	Credit	Balance
Invoice	12/01/2017	2017...	System FCFA:New ...	REGULATOR...	1201 · From m...		50.00	-63,169.38
Invoice	12/01/2017	2017...	System FCFA:New ...	Pipe 1" POLY	1201 · From m...		3.90	-63,173.28
Invoice	12/01/2017	2017...	System FCFA:New ...	Pipe 4" SDR1...	1201 · From m...		1,814.87	-64,988.15
Invoice	12/01/2017	2017...	System FCFA:New ...	Pipe 6" casin...	1201 · From m...		1,866.36	-66,854.51
Invoice	12/01/2017	2017...	System FCFA:New ...	Pipe 2" TC40 ...	1201 · From m...		157.60	-67,012.11
Invoice	12/01/2017	2017...	System FCFA:New ...	Pipe 1 1/4" P...	1201 · From m...		391.68	-67,403.79
Invoice	12/01/2017	2017...	System FCFA:New ...	Tee 1 1/4" SF	1201 · From m...		4.28	-67,408.07
Invoice	12/01/2017	2017...	System FCFA:New ...	Reducer 1 1/4...	1201 · From m...		14.70	-67,422.77
Invoice	12/01/2017	2017...	System FCFA:New ...	Riser 1 1/4"an...	1201 · From m...		69.34	-67,492.11
Invoice	12/01/2017	2017...	System FCFA:New ...	Stopcock 1 1/...	1201 · From m...		54.32	-67,546.43
Invoice	12/01/2017	2017...	System FCFA:New ...	EXCESS FLO...	1201 · From m...		39.50	-67,585.93
Invoice	12/01/2017	2017S...	System FCFA:New ...	Pipe 2" SDR1...	1201 · From m...		1.91	-67,587.84
Invoice	12/01/2017	2017S...	System FCFA:New ...	Riser 1" anod...	1201 · From m...		35.00	-67,622.84
Invoice	12/01/2017	2017S...	System FCFA:New ...	Regulator, 1 "...	1201 · From m...		71.65	-67,694.49
Invoice	12/01/2017	2017S...	System FCFA:New ...	Stopcock 1"(Ir...	1201 · From m...		28.10	-67,722.59
Invoice	12/01/2017	2017S...	System FCFA:New ...	Ell, 1" poly SF	1201 · From m...		6.22	-67,728.81
Invoice	12/01/2017	2017S...	System FCFA:New ...	EXCESS FLO...	1201 · From m...		39.50	-67,768.31
Invoice	12/01/2017	2017S...	System FCFA:New ...	Reducer 2" x ...	1201 · From m...		8.95	-67,777.26
Invoice	12/01/2017	2017S...	System FCFA:New ...	Coupling 1" SF	1201 · From m...		2.09	-67,779.35
Invoice	12/01/2017	2017S...	System FCFA:New ...	Pipe 1 1/4" P...	1201 · From m...		527.04	-68,306.39
Invoice	12/01/2017	2017S...	System FCFA:New ...	Cap 1" Glue fit	1201 · From m...		1.10	-68,307.49
Invoice	12/01/2017	2017S...	System FCFA:New ...	Plug 1" LP	1201 · From m...		5.58	-68,313.07
Invoice	12/01/2017	2017S...	System FCFA:New ...	Plug 1" LP	1201 · From m...		1.86	-68,314.93
Invoice	12/01/2017	2017S...	System FCFA:New ...	Stopcock 1"(Ir...	1201 · From m...		28.10	-68,343.03
Invoice	12/01/2017	2017S...	System FCFA:New ...	Regulator, 1 "...	1201 · From m...		71.65	-68,414.68
Invoice	12/01/2017	2017S...	System FCFA:New ...	Tap 4" x 1" P.E.	1201 · From m...		14.79	-68,429.47
Invoice	12/01/2017	2017S...	System FCFA:New ...	Riser 1" anod...	1201 · From m...		35.00	-68,464.47
Invoice	12/01/2017	2017S...	System FCFA:New ...	Pipe 1" POLY	1201 · From m...		3.12	-68,467.59
Invoice	12/01/2017	2017S...	System FCFA:New ...	Coupling 1" LP	1201 · From m...		2.06	-68,469.65
Invoice	12/01/2017	2017S...	System FCFA:New ...	Cap 1" Glue fit	1201 · From m...		0.55	-68,470.20
Invoice	12/01/2017	2017S...	System FCFA:New ...	"Cap 4""	1201 · From m...		7.08	-68,477.28
Invoice	12/01/2017	2017S...	System FCFA:New ...	Reducer 2" x ...	1201 · From m...		8.95	-68,486.23
Invoice	12/01/2017	2017S...	System FCFA:New ...	Cap 2" Poly b...	1201 · From m...		5.21	-68,491.44
Invoice	12/01/2017	2017S...	System FCFA:New ...	Tee 2" BF	1201 · From m...		16.26	-68,507.70
Invoice	12/01/2017	2017S...	System FCFA:New ...	Compression ...	1201 · From m...		126.70	-68,634.40
Invoice	12/01/2017	2017S...	System FCFA:New ...	Regulator, 1 "...	1201 · From m...		71.65	-68,706.05
Invoice	12/01/2017	2017S...	System FCFA:New ...	Stopcock 1"(Ir...	1201 · From m...		28.10	-68,734.15
Invoice	12/01/2017	2017S...	System FCFA:New ...	Pipe 2" SDR1...	1201 · From m...		19.14	-68,753.29
Invoice	12/01/2017	2017S...	System FCFA:New ...	Pipe 1" POLY	1201 · From m...		7.02	-68,760.31
Invoice	12/01/2017	2017S...	System FCFA:New ...	Riser 1" anod...	1201 · From m...		35.00	-68,795.31
Invoice	12/01/2017	2017S...	System FCFA:New ...	Cap 1" Glue fit	1201 · From m...		1.65	-68,796.96
Invoice	12/01/2017	2017S...	System FCFA:New ...	Tee, 1 1/4" po...	1201 · From m...		12.33	-68,809.29
Invoice	12/01/2017	2017S...	System FCFA:New ...	Pipe 1 1/4" P...	1201 · From m...		720.00	-69,529.29
Invoice	12/01/2017	2017S...	System FCFA:New ...	Riser 1 1/4"an...	1201 · From m...		2.00	-69,531.29
Invoice	12/01/2017	2017S...	System FCFA:New ...	Reducer 1 1/4...	1201 · From m...		5.90	-69,537.19
Invoice	12/01/2017	2017S...	System FCFA:New ...	Reducer 1 1/4...	1201 · From m...		5.78	-69,542.97
Invoice	12/01/2017	2017S...	System FCFA:New ...	Tap 2" x 1" sa...	1201 · From m...		65.49	-69,608.46
Invoice	12/01/2017	2017S...	System FCFA:New ...	Reducer 1 1/4...	1201 · From m...		2.95	-69,611.41
Invoice	12/01/2017	2017S...	System FCFA:New ...	Stopcock 1"(Ir...	1201 · From m...		28.10	-69,639.51

Navitas Utility Corporation
General Ledger
As of December 31, 2017

Type	Date	Num	Name	Memo	Split	Debit	Credit	Balance
Invoice	12/01/2017	2017S...	System FCFA:New ...	Regulator, Se...	1201 · From m...		164.00	-69,803.51
Invoice	12/01/2017	2017S...	System FCFA:New ...	Cap 1" Glue fit	1201 · From m...		0.55	-69,804.06
Invoice	12/01/2017	2017S...	System FCFA:New ...	Coupling 1" LP	1201 · From m...		2.06	-69,806.12
Invoice	12/01/2017	2017S...	System FCFA:New ...	Nipple 1" x 2" ...	1201 · From m...		1.20	-69,807.32
Invoice	12/01/2017	2017S...	System FCFA:New ...	Pipe 1" POLY	1201 · From m...		0.39	-69,807.71
Invoice	12/01/2017	2017S...	System FCFA:New ...	Pipe 1 1/4" P...	1201 · From m...		0.72	-69,808.43
Invoice	12/01/2017	2017S...	System FCFA:New ...	Riser 1 1/4"an...	1201 · From m...		69.34	-69,877.77
Invoice	12/01/2017	2017S...	System FCFA:New ...	EXCESS FLO...	1201 · From m...		41.21	-69,918.98
Invoice	12/01/2017	2017S...	System FCFA:New ...	Tap 2" x 1" sa...	1201 · From m...		65.49	-69,984.47
Invoice	12/01/2017	2017S...	System FCFA:New ...	Stopcock 1"(Ir...	1201 · From m...		28.10	-70,012.57
Invoice	12/01/2017	2017S...	System FCFA:New ...	Nipple 1" x 2" ...	1201 · From m...		1.20	-70,013.77
Invoice	12/01/2017	2017S...	System FCFA:New ...	Coupling 1" LP	1201 · From m...		2.06	-70,015.83
Invoice	12/01/2017	2017S...	System FCFA:New ...	REGULATOR...	1201 · From m...		50.00	-70,065.83
Invoice	12/01/2017	2017S...	System FCFA:New ...	EXCESS FLO...	1201 · From m...		39.50	-70,105.33
Invoice	12/01/2017	2017S...	System FCFA:New ...	Riser 1" anod...	1201 · From m...		35.00	-70,140.33
Invoice	12/01/2017	2017S...	System FCFA:New ...	Pipe 1" POLY	1201 · From m...		3.12	-70,143.45
Invoice	12/01/2017	2017S...	System FCFA:New ...	Regulator, 1 "...	1201 · From m...		71.65	-70,215.10
Invoice	12/01/2017	2017S...	System FCFA:New ...	Pipe 1 1/4" P...	1201 · From m...		8.64	-70,223.74
Invoice	12/01/2017	2017S...	System FCFA:New ...	Coupling 1 1/...	1201 · From m...		11.32	-70,235.06
Invoice	12/01/2017	2017S...	System FCFA:New ...	Tee 1 1/4" SF	1201 · From m...		4.28	-70,239.34
Invoice	12/01/2017	2017S...	System FCFA:New ...	EXCESS FLO...	1201 · From m...		39.50	-70,278.84
Invoice	12/01/2017	2017S...	System FCFA:New ...	Stopcock 1 1/...	1201 · From m...		54.32	-70,333.16
Invoice	12/01/2017	2017S...	System FCFA:New ...	Riser 1" anod...	1201 · From m...		35.00	-70,368.16
Invoice	12/01/2017	2017S...	System FCFA:New ...	Reducer 1 1/4...	1201 · From m...		5.78	-70,373.94
Invoice	12/01/2017	2017S...	System FCFA:New ...	Riser 1 1/4"an...	1201 · From m...		69.34	-70,443.28
Invoice	12/01/2017	2017S...	System FCFA:New ...	Reducer 1 1/4...	1201 · From m...		2.95	-70,446.23
Invoice	12/01/2017	2017S...	System FCFA:New ...	Stopcock 1"(Ir...	1201 · From m...		28.10	-70,474.33
Invoice	12/01/2017	2017S...	System FCFA:New ...	Nipple 1" x 2" ...	1201 · From m...		1.20	-70,475.53
Invoice	12/01/2017	2017S...	System FCFA:New ...	Plug 1" LP	1201 · From m...		1.86	-70,477.39
Invoice	12/01/2017	2017S...	System FCFA:New ...	Regulator, 1 "...	1201 · From m...		71.65	-70,549.04
Invoice	12/01/2017	2017S...	System FCFA:New ...	Cap 1" Glue fit	1201 · From m...		0.55	-70,549.59
Invoice	12/01/2017	2017S...	System FCFA:New ...	Pipe 1 1/4" P...	1201 · From m...		53.28	-70,602.87
Invoice	12/01/2017	2017S...	System FCFA:New ...	EXCESS FLO...	1201 · From m...		39.50	-70,642.37
Invoice	12/01/2017	2017S...	System FCFA:New ...	Tap 2" x 1" sa...	1201 · From m...		65.49	-70,707.86
Invoice	12/01/2017	2017S...	System FCFA:New ...	EXCESS FLO...	1201 · From m...		39.50	-70,747.36
Invoice	12/01/2017	2017S...	System FCFA:New ...	Riser 1" anod...	1201 · From m...		35.00	-70,782.36
Invoice	12/01/2017	2017S...	System FCFA:New ...	"Tap 3" x 1"" ...	1201 · From m...		14.79	-70,797.15
Invoice	12/01/2017	2017S...	System FCFA:New ...	Stopcock 1"(Ir...	1201 · From m...		28.10	-70,825.25
Invoice	12/01/2017	2017S...	System FCFA:New ...	REGULATOR...	1201 · From m...		39.92	-70,865.17
Invoice	12/01/2017	2017S...	System FCFA:New ...	Coupling 1" SF	1201 · From m...		4.18	-70,869.35
Invoice	12/01/2017	2017S...	System FCFA:New ...	Pipe 1 1/4" P...	1201 · From m...		512.64	-71,381.99
Invoice	12/01/2017	2017S...	System FCFA:New ...	"Tap 3" x 1"" ...	1201 · From m...		14.79	-71,396.78
Invoice	12/01/2017	2017S...	System FCFA:New ...	Reducer 1 1/4...	1201 · From m...		11.56	-71,408.34
Invoice	12/01/2017	2017S...	System FCFA:New ...	Riser 1" anod...	1201 · From m...		35.00	-71,443.34
Invoice	12/01/2017	2017S...	System FCFA:New ...	Stopcock 1"(Ir...	1201 · From m...		28.10	-71,471.44
Invoice	12/01/2017	2017S...	System FCFA:New ...	Cap 1" Glue fit	1201 · From m...		0.55	-71,471.99
Invoice	12/01/2017	2017S...	System FCFA:New ...	Regulator, 1 "...	1201 · From m...		71.65	-71,543.64
Invoice	12/01/2017	2017S...	System FCFA:New ...	Pipe 1" POLY	1201 · From m...		7.80	-71,551.44
Invoice	12/01/2017	2017S...	System FCFA:New ...	Tap 2"x1" Bra...	1201 · From m...		14.42	-71,565.86

Navitas Utility Corporation
General Ledger
As of December 31, 2017

Type	Date	Num	Name	Memo	Split	Debit	Credit	Balance
Invoice	12/01/2017	2017S...	System FCFA:New ...	Coupling 1" SF	1201 · From m...		8.36	-71,574.22
Invoice	12/01/2017	2017S...	System FCFA:New ...	Riser 1" anod...	1201 · From m...		35.00	-71,609.22
Invoice	12/01/2017	2017S...	System FCFA:New ...	EXCESS FLO...	1201 · From m...		39.50	-71,648.72
Invoice	12/01/2017	2017S...	System FCFA:New ...	Stopcock 1"(Ir...	1201 · From m...		28.10	-71,676.82
Invoice	12/01/2017	2017S...	System FCFA:New ...	REGULATOR...	1201 · From m...		50.00	-71,726.82
Invoice	12/01/2017	2017S...	System FCFA:New ...	Nipple 1 1/4" ...	1201 · From m...		6.10	-71,732.92
Invoice	12/01/2017	2017S...	System FCFA:New ...	"Nipple 1 1/4"...	1201 · From m...		4.15	-71,737.07
Invoice	12/01/2017	2017S...	System FCFA:New ...	Stopcock 1 1/...	1201 · From m...		108.64	-71,845.71
Invoice	12/01/2017	2017S...	System FCFA:New ...	Union, 1 1/4" ...	1201 · From m...		5.64	-71,851.35
Invoice	12/01/2017	2017S...	System FCFA:New ...	Cap 1" Glue fit	1201 · From m...		1.65	-71,853.00
Invoice	12/01/2017	2017S...	System FCFA:New ...	Stopcock, 2" I...	1201 · From m...		84.15	-71,937.15
Invoice	12/01/2017	2017S...	System FCFA:New ...	Valve 2" BF 1...	1201 · From m...		127.65	-72,064.80
Invoice	12/01/2017	2017S...	System FCFA:New ...	Valve box, 24...	1201 · From m...		122.07	-72,186.87
Invoice	12/01/2017	2017S...	System FCFA:New ...	Pipe 2" SDR1...	1201 · From m...		2,392.50	-74,579.37
Invoice	12/01/2017	2017S...	System FCFA:New ...	Reducer 2" x ...	1201 · From m...		22.00	-74,601.37
Invoice	12/01/2017	2017S...	System FCFA:New ...	Tee 2" BF	1201 · From m...		32.52	-74,633.89
Invoice	12/01/2017	2017S...	System FCFA:New ...	Pipe 2" SDR1...	1201 · From m...		5.74	-74,639.63
Invoice	12/01/2017	2017S...	System FCFA:New ...	Pipe 1 1/4" P...	1201 · From m...		10.08	-74,649.71
Invoice	12/01/2017	2017S...	System FCFA:New ...	Pipe 1 1/4" P...	1201 · From m...		17.28	-74,666.99
Invoice	12/01/2017	2017S...	System FCFA:New ...	Riser 2" anod...	1201 · From m...		125.00	-74,791.99
Invoice	12/01/2017	2017S...	System FCFA:New ...	Riser 1 1/4"an...	1201 · From m...		138.68	-74,930.67
Invoice	12/01/2017	2017S...	System FCFA:New ...	POLYCAM Tr...	1201 · From m...		99.44	-75,030.11
Invoice	12/01/2017	2017S...	System FCFA:New ...	Pipe 1 1/4" P...	1201 · From m...		836.64	-75,866.75
Invoice	12/01/2017	2017S...	System FCFA:New ...	Cap 1" Glue fit	1201 · From m...		1.10	-75,867.85
Invoice	12/01/2017	2017S...	System FCFA:New ...	Reducer 1 1/4...	1201 · From m...		11.56	-75,879.41
Invoice	12/01/2017	2017S...	System FCFA:New ...	Tap 4" x 1" P.E.	1201 · From m...		14.79	-75,894.20
Invoice	12/01/2017	2017S...	System FCFA:New ...	Riser 1" anod...	1201 · From m...		35.00	-75,929.20
Invoice	12/01/2017	2017S...	System FCFA:New ...	Pipe 1" POLY	1201 · From m...		0.39	-75,929.59
Invoice	12/01/2017	2017S...	System FCFA:New ...	Regulator, Se...	1201 · From m...	0.00		-75,929.59
Invoice	12/01/2017	2017S...	System FCFA:New ...	Pipe 2" TC40 ...	1201 · From m...		66.98	-75,996.57
Invoice	12/01/2017	2017S...	System FCFA:New ...	Nipple 1/4" x ...	1201 · From m...		5.68	-76,002.25
Invoice	12/01/2017	2017S...	System FCFA:New ...	NIPPLE 2" X ...	1201 · From m...		26.28	-76,028.53
Invoice	12/01/2017	2017S...	System FCFA:New ...	Plug 1/4" pipe...	1201 · From m...		10.56	-76,039.09
Invoice	12/01/2017	2017S...	System FCFA:New ...	"Bushing 2" x 1"	1201 · From m...		7.60	-76,046.69
Invoice	12/01/2017	2017S...	System FCFA:New ...	Tee: 2" 2000...	1201 · From m...		152.32	-76,199.01
Invoice	12/01/2017	2017S...	System FCFA:New ...	Flange 2" 150...	1201 · From m...		63.00	-76,262.01
Invoice	12/01/2017	2017S...	System FCFA:New ...	Flange 4" 150...	1201 · From m...		34.04	-76,296.05
Invoice	12/01/2017	2017S...	System FCFA:New ...	Gasket 2" 150...	1201 · From m...		1.42	-76,297.47
Invoice	12/01/2017	2017S...	System FCFA:New ...	Gasket 4" 150...	1201 · From m...		14.02	-76,311.49
Invoice	12/01/2017	2017...	System FCFALD:Re...	Transition 2" ...	1201 · From m...		58.04	-76,369.53
Invoice	12/01/2017	2017...	System FCFALD:Re...	Pipe 2" SDR1...	1201 · From m...		32.54	-76,402.07
Invoice	12/01/2017	2017...	System FCFALD:Re...	Nipple 1" x 8" ...	1201 · From m...		5.76	-76,407.83
Invoice	12/01/2017	2017...	System FCFALD:Re...	Anode spike	1201 · From m...		29.90	-76,437.73
Invoice	12/01/2017	2017...	System FCFALD:Re...	Union 2: ham...	1201 · From m...		25.00	-76,462.73
Invoice	12/01/2017	2017...	System FCFALD:Re...	Flange 2" 150...	1201 · From m...		94.50	-76,557.23
Invoice	12/01/2017	2017...	System FCFALD:Re...	"Cap 1" Butt ...	1201 · From m...		3.12	-76,560.35
Invoice	12/01/2017	2017...	System FCFALD:Re...	Cap 1" LP	1201 · From m...		1.78	-76,562.13
Invoice	12/01/2017	2017...	System FCFALD:Re...	Compression ...	1201 · From m...		45.59	-76,607.72
Invoice	12/01/2017	2017...	System FCFALD:Re...	Compression ...	1201 · From m...		253.40	-76,861.12

Navitas Utility Corporation
General Ledger
As of December 31, 2017

Type	Date	Num	Name	Memo	Split	Debit	Credit	Balance
Invoice	12/01/2017	2017...	System FCFALD:Re...	Pipe 2" SDR1...	1201 · From m...		6.70	-76,867.82
Invoice	12/01/2017	2017...	System FCFALD:Re...	"Cap 1" Butt ...	1201 · From m...		3.12	-76,870.94
Invoice	12/01/2017	2017...	System FCFALD:Re...	Compression ...	1201 · From m...		45.59	-76,916.53
Invoice	12/01/2017	2017...	System FCFALD:Re...	Stopcock 1"(Ir...	1201 · From m...		28.10	-76,944.63
Invoice	12/01/2017	2017...	System FCFALD:Re...	Riser 1" anod...	1201 · From m...		35.00	-76,979.63
Invoice	12/01/2017	2017...	System FCFALD:Re...	Nipple 1" x 3" ...	1201 · From m...		1.55	-76,981.18
Invoice	12/01/2017	2017...	System FCFALD:Re...	Compression ...	1201 · From m...		45.59	-77,026.77
Invoice	12/01/2017	2017...	System FCFALD:Re...	"Cap 1" Butt ...	1201 · From m...		3.12	-77,029.89
Invoice	12/01/2017	2017...	System FCFALD:Re...	Compression ...	1201 · From m...		45.59	-77,075.48
Invoice	12/01/2017	2017...	System FCFALD:Re...	Riser 1" anod...	1201 · From m...		35.00	-77,110.48
Invoice	12/01/2017	2017...	System FCFALD:Re...	Ell 1" 90 degree	1201 · From m...		5.00	-77,115.48
Invoice	12/01/2017	2017...	System FCFALD:Re...	Tee 1" x 1" x ...	1201 · From m...		7.50	-77,122.98
Invoice	12/01/2017	2017...	System FCFALD:Re...	REGULATOR...	1201 · From m...		50.00	-77,172.98
Invoice	12/01/2017	2017...	System FCFALD:Re...	Nipple 1" x 4" ...	1201 · From m...		3.90	-77,176.88
Invoice	12/01/2017	2017...	System FCFALD:Re...	Nipple 1" x 3" ...	1201 · From m...		4.65	-77,181.53
Invoice	12/01/2017	2017...	System FCFALD:Re...	NIpple 1" x 6" ...	1201 · From m...		2.20	-77,183.73
Invoice	12/01/2017	2017...	System FCFALD:Re...	Compression ...	1201 · From m...		45.59	-77,229.32
Invoice	12/01/2017	2017...	System FCFALD:Re...	Riser 1" anod...	1201 · From m...		35.00	-77,264.32
Invoice	12/01/2017	2017S...	System FCFALD:Re...	Compression ...	1201 · From m...		45.59	-77,309.91
Invoice	12/01/2017	2017S...	System FCFALD:Re...	Riser 1" anod...	1201 · From m...		35.00	-77,344.91
Invoice	12/01/2017	2017S...	System FCFALD:Re...	Stopcock 1"(Ir...	1201 · From m...		28.10	-77,373.01
Invoice	12/01/2017	2017S...	System FCFALD:Re...	Nipple 1" x 2" ...	1201 · From m...		2.40	-77,375.41
Invoice	12/01/2017	2017S...	System FCFALD:Re...	Nipple 1" x 4" ...	1201 · From m...		1.95	-77,377.36
Invoice	12/01/2017	2017S...	System FCFALD:Re...	Spud, 20 Lt.	1201 · From m...		10.20	-77,387.56
Invoice	12/01/2017	2017S...	System FCFALD:Re...	REGULATOR...	1201 · From m...		50.00	-77,437.56
Invoice	12/01/2017	2017S...	System FCFALD:Re...	Pipe 2" SDR1...	1201 · From m...		18.18	-77,455.74
Invoice	12/01/2017	2017S...	System FCFALD:Re...	Compression ...	1201 · From m...		126.70	-77,582.44
Invoice	12/01/2017	2017N...	System FCFALD:Re...	REGULATOR...	1201 · From m...		50.00	-77,632.44
Invoice	12/01/2017	2017N...	System FCFALD:Re...	Coupling 1" LP	1201 · From m...		2.06	-77,634.50
Invoice	12/01/2017	2017N...	System FCFALD:Re...	Nipple 1" x 3 ...	1201 · From m...		1.88	-77,636.38
Invoice	12/01/2017	2017N...	System FCFALD:Re...	Nipple 1" x 12...	1201 · From m...		4.84	-77,641.22
Invoice	12/01/2017	2017N...	System FCFALD:Re...	Ell 1" 90 degree	1201 · From m...		5.00	-77,646.22
Invoice	12/01/2017	2017N...	System FCFALD:Re...	Spud, 20 Lt.	1201 · From m...		10.20	-77,656.42
Invoice	12/01/2017	2017...	System FCFALD:Re...	INSULATION ...	1201 · From m...		27.00	-77,683.42
Invoice	12/01/2017	2017R...	System FCFALD:Re...	Nipple 1" x 4" ...	1201 · From m...		3.90	-77,687.32
Invoice	12/01/2017	2017R...	System FCFALD:Re...	Ell 1" 90 degree	1201 · From m...		5.00	-77,692.32
Invoice	12/01/2017	2017R...	System FCFALD:Re...	REGULATOR...	1201 · From m...		39.92	-77,732.24
Invoice	12/01/2017	2017R...	System FCFALD:Re...	Tap 2"x1" Bra...	1201 · From m...		14.42	-77,746.66
Invoice	12/01/2017	2017R...	System FCFALD:Re...	REGULATOR...	1201 · From m...		50.00	-77,796.66
Invoice	12/01/2017	2017R...	System FCFALD:Re...	Ell 1" 90 degree	1201 · From m...		5.00	-77,801.66
Invoice	12/01/2017	2017R...	System FCFALD:Re...	Tee 1" x 1" x ...	1201 · From m...		7.50	-77,809.16
Invoice	12/01/2017	2017R...	System FCFALD:Re...	Coupling 1" LP	1201 · From m...		2.06	-77,811.22
Invoice	12/01/2017	2017R...	System FCFALD:Re...	Nipple 1" x 10...	1201 · From m...		1.77	-77,812.99
Invoice	12/01/2017	2017R...	System FCFALD:Re...	Nipple 1" x 4" ...	1201 · From m...		1.95	-77,814.94
Invoice	12/01/2017	2017R...	System FCFALD:Re...	Spud, 20 Lt.	1201 · From m...		10.20	-77,825.14
Invoice	12/01/2017	2017R...	System FCFALD:Re...	Anode spike	1201 · From m...		29.90	-77,855.04
Invoice	12/01/2017	2017...	System FCFALD:Re...	Compression ...	1201 · From m...		253.40	-78,108.44
Invoice	12/01/2017	2017...	System FCFALD:Re...	Pipe 2" SDR1...	1201 · From m...		2.87	-78,111.31
Invoice	12/01/2017	2017...	System FCFALD:Re...	Pipe 2" SDR1...	1201 · From m...		19.14	-78,130.45

Navitas Utility Corporation
General Ledger
As of December 31, 2017

Type	Date	Num	Name	Memo	Split	Debit	Credit	Balance
Invoice	12/01/2017	2017...	System FCFALD:Re...	Compression ...	1201 · From m...		253.40	-78,383.85
Invoice	12/01/2017	2017S...	System FCFALD:Re...	REGULATOR...	1201 · From m...		50.00	-78,433.85
Invoice	12/01/2017	2017S...	System FCFALD:Re...	REGULATOR...	1201 · From m...		50.00	-78,483.85
Invoice	12/01/2017	2017S...	System FCFALD:Re...	Nipple 1" x 3" ...	1201 · From m...		1.55	-78,485.40
Invoice	12/01/2017	2017S...	System FCFALD:Re...	Compression ...	1201 · From m...		253.40	-78,738.80
Invoice	12/01/2017	2017S...	System FCFALD:Re...	Pipe 2" SDR1...	1201 · From m...		3.83	-78,742.63
Invoice	12/01/2017	2017S...	System FCFALD:Re...	Pipe 1" POLY	1201 · From m...		0.78	-78,743.41
Invoice	12/01/2017	2017S...	System FCFALD:Re...	Compression ...	1201 · From m...		91.18	-78,834.59
Invoice	12/01/2017	2017...	System FCFALD:Re...	Clamp 3" x 15...	1201 · From m...		194.00	-79,028.59
Invoice	12/01/2017	2017...	System FCFALD:Re...	Compression ...	1201 · From m...		90.00	-79,118.59
Invoice	12/01/2017	2017...	System FCFALD:Re...	Reducer 3" x ...	1201 · From m...		12.95	-79,131.54
Invoice	12/01/2017	2017...	System FCFALD:Re...	Tee 2" BF	1201 · From m...		16.26	-79,147.80
Invoice	12/01/2017	2017...	System FCFALD:Re...	Coupling, 1 1/...	1201 · From m...		40.00	-79,187.80
Invoice	12/01/2017	2017...	System FCFALD:Re...	Anode spike	1201 · From m...		29.90	-79,217.70
Invoice	12/01/2017	2017...	System FCFALD:Re...	Pipe 3" SDR1...	1201 · From m...		24.36	-79,242.06
Invoice	12/01/2017	2017...	System FCFALD:Re...	Pipe 2" SDR1...	1201 · From m...		40.19	-79,282.25
Invoice	12/01/2017	2017...	System FCFALD:Ne...	Pipe 2" SDR1...	1201 · From m...		934.03	-80,216.28
Invoice	12/01/2017	2017...	System FCFALD:Ne...	Pipe 1" POLY	1201 · From m...		56.55	-80,272.83
Invoice	12/01/2017	2017...	System FCFALD:Ne...	Tee 2" BF	1201 · From m...		16.26	-80,289.09
Invoice	12/01/2017	2017...	System FCFALD:Ne...	Valve 2" BF 1...	1201 · From m...		127.65	-80,416.74
Invoice	12/01/2017	2017...	System FCFALD:Ne...	Coupling, 2" ...	1201 · From m...		180.28	-80,597.02
Invoice	12/01/2017	2017...	System FCFALD:Ne...	Riser 1" anod...	1201 · From m...		105.00	-80,702.02
Invoice	12/01/2017	2017...	System FCFALD:Ne...	EXCESS FLO...	1201 · From m...		118.50	-80,820.52
Invoice	12/01/2017	2017...	System FCFALD:Ne...	Pipe 3" SDR1...	1201 · From m...		6,090.00	-86,910.52
Invoice	12/01/2017	2017...	System FCFALD:Ne...	TAP; 2" X 2" ...	1201 · From m...		140.02	-87,050.54
Invoice	12/01/2017	2017...	System FCFALD:Ne...	POLYCAM Tr...	1201 · From m...		99.44	-87,149.98
Invoice	12/01/2017	2017...	System FCFALD:Ne...	Pipe 2" SDR1...	1201 · From m...		20.10	-87,170.08
Invoice	12/01/2017	2017...	System FCFALD:Ne...	Reducer 3" x ...	1201 · From m...		25.90	-87,195.98
Invoice	12/01/2017	2017...	System FCFALD:Ne...	Valve 2" BF 1...	1201 · From m...		255.30	-87,451.28
Invoice	12/01/2017	2017...	System FCFALD:Ne...	Ell, 2" poly BF	1201 · From m...		16.10	-87,467.38
Invoice	12/01/2017	2017...	System FCFALD:Ne...	NIPPLE 2" X ...	1201 · From m...		2.60	-87,469.98
Invoice	12/01/2017	2017...	System FCFALD:Ne...	Nipple 2" x 4" ...	1201 · From m...		3.16	-87,473.14
Invoice	12/01/2017	2017...	System FCFALD:Ne...	Tee 2" HP	1201 · From m...		30.52	-87,503.66
Invoice	12/01/2017	2017...	System FCFALD:Ne...	BUSHING 2" ...	1201 · From m...		3.68	-87,507.34
Invoice	12/01/2017	2017...	System FCFALD:Ne...	"Coupling 1/4""	1201 · From m...		0.47	-87,507.81
Invoice	12/01/2017	2017...	System FCFALD:Ne...	Ell 1/4" LP	1201 · From m...		5.40	-87,513.21
Invoice	12/01/2017	2017...	System FCFALD:Ne...	Ell, 1/4" street	1201 · From m...		4.14	-87,517.35
Invoice	12/01/2017	2017...	System FCFALD:Ne...	Nipple 1/4" x ...	1201 · From m...		1.10	-87,518.45
Invoice	12/01/2017	2017...	System FCFALD:Ne...	Nipple 1/4" x 6"	1201 · From m...	0.00		-87,518.45
Invoice	12/01/2017	2017...	System FCFALD:Ne...	Nipple, 1/4" x 3"	1201 · From m...		2.50	-87,520.95
Invoice	12/01/2017	2017S...	System FCFALD:Ne...	EXCESS FLO...	1201 · From m...		39.50	-87,560.45
Invoice	12/01/2017	2017S...	System FCFALD:Ne...	Tap 2"x1" Bra...	1201 · From m...		14.42	-87,574.87
Invoice	12/01/2017	2017S...	System FCFALD:Ne...	Riser 1 1/4"an...	1201 · From m...		69.34	-87,644.21
Invoice	12/01/2017	2017S...	System FCFALD:Ne...	Riser 1" anod...	1201 · From m...		35.00	-87,679.21
Invoice	12/01/2017	2017S...	System FCFALD:Ne...	Stopcock 1"(Ir...	1201 · From m...		28.10	-87,707.31
Invoice	12/01/2017	2017S...	System FCFALD:Ne...	REGULATOR...	1201 · From m...		50.00	-87,757.31
Invoice	12/01/2017	2017S...	System FCFALD:Ne...	Nipple 1" x 4" ...	1201 · From m...		5.85	-87,763.16
Invoice	12/01/2017	2017S...	System FCFALD:Ne...	Tee 1" x 1" x ...	1201 · From m...		7.50	-87,770.66
Invoice	12/01/2017	2017S...	System FCFALD:Ne...	Ell 1" 90 degree	1201 · From m...		7.50	-87,778.16

Navitas Utility Corporation
General Ledger
As of December 31, 2017

Type	Date	Num	Name	Memo	Split	Debit	Credit	Balance
Invoice	12/01/2017	2017S...	System FCFALD:Ne...	Nipple 1" x 12...	1201 · From m...		4.84	-87,783.00
Invoice	12/01/2017	2017S...	System FCFALD:Ne...	Nipple 1" x 3" ...	1201 · From m...		4.65	-87,787.65
Invoice	12/01/2017	2017S...	System FCFALD:Ne...	Reducer 1 1/4...	1201 · From m...		2.95	-87,790.60
Invoice	12/01/2017	2017S...	System FCFALD:Ne...	Plug 1/4" pipe...	1201 · From m...		2.64	-87,793.24
Invoice	12/01/2017	2017S...	System FCFALD:Ne...	Pipe 1" POLY	1201 · From m...		23.40	-87,816.64
Invoice	12/01/2017	2017S...	System FCFALD:Ne...	Pipe 1" POLY	1201 · From m...		9.36	-87,826.00
Invoice	12/01/2017	2017S...	System FCFALD:Ne...	Riser 1" anod...	1201 · From m...		35.00	-87,861.00
Invoice	12/01/2017	2017S...	System FCFALD:Ne...	EXCESS FLO...	1201 · From m...		39.50	-87,900.50
Invoice	12/01/2017	2017S...	System FCFALD:Ne...	Tap 2" x 1" sa...	1201 · From m...		65.49	-87,965.99
Invoice	12/01/2017	2017S...	System FCFALD:Ne...	Valve 1" bras...	1201 · From m...		39.10	-88,005.09
Invoice	12/01/2017	2017S...	System FCFALD:Ne...	Tap 2" x 1" sa...	1201 · From m...		65.49	-88,070.58
Invoice	12/01/2017	2017S...	System FCFALD:Ne...	EXCESS FLO...	1201 · From m...		39.50	-88,110.08
Invoice	12/01/2017	2017S...	System FCFALD:Ne...	Pipe 1" POLY	1201 · From m...		27.30	-88,137.38
Invoice	12/01/2017	2017S...	System FCFALD:Ne...	Riser 1" anod...	1201 · From m...		35.00	-88,172.38
Invoice	12/01/2017	2017S...	System FCFALD:Ne...	Valve 1" bras...	1201 · From m...		39.10	-88,211.48
Invoice	12/01/2017	2017S...	System FCFALD:Ne...	Tap 2" x 1" sa...	1201 · From m...		65.49	-88,276.97
Invoice	12/01/2017	2017S...	System FCFALD:Ne...	EXCESS FLO...	1201 · From m...		39.50	-88,316.47
Invoice	12/01/2017	2017S...	System FCFALD:Ne...	Riser 1" anod...	1201 · From m...		35.00	-88,351.47
Invoice	12/01/2017	2017S...	System FCFALD:Ne...	Valve 1" bras...	1201 · From m...		39.10	-88,390.57
Invoice	12/01/2017	2017S...	System FCFALD:Ne...	Nipple 1" x 2" ...	1201 · From m...		2.40	-88,392.97
Invoice	12/01/2017	2017S...	System FCFALD:Ne...	REGULATOR...	1201 · From m...		50.00	-88,442.97
Invoice	12/01/2017	2017S...	System FCFALD:Ne...	Ell 1" 90 degree	1201 · From m...		5.00	-88,447.97
Invoice	12/01/2017	2017S...	System FCFALD:Ne...	Tap 2" x 1" sa...	1201 · From m...		65.49	-88,513.46
Invoice	12/01/2017	2017S...	System FCFALD:Ne...	EXCESS FLO...	1201 · From m...		39.50	-88,552.96
Invoice	12/01/2017	2017S...	System FCFALD:Ne...	Pipe 1" POLY	1201 · From m...		27.30	-88,580.26
Invoice	12/01/2017	2017S...	System FCFALD:Ne...	Riser 1" anod...	1201 · From m...		35.00	-88,615.26
Invoice	12/01/2017	2017S...	System FCFALD:Ne...	Valve 1" bras...	1201 · From m...		39.10	-88,654.36
Invoice	12/01/2017	2017S...	System FCFALD:Ne...	REGULATOR...	1201 · From m...		50.00	-88,704.36
Invoice	12/01/2017	2017S...	System FCFALD:Ne...	Ell 1" 90 degree	1201 · From m...		5.00	-88,709.36
Invoice	12/01/2017	2017S...	System FCFALD:Ne...	Coupling 1" LP	1201 · From m...		2.06	-88,711.42
Invoice	12/01/2017	2017S...	System FCFALD:Ne...	Nipple 1" x 10...	1201 · From m...		1.77	-88,713.19
Invoice	12/01/2017	2017S...	System FCFALD:Ne...	Nipple 1" x 4" ...	1201 · From m...		1.95	-88,715.14
Invoice	12/01/2017	2017S...	System FCFALD:Ne...	Spud, 20 Lt.	1201 · From m...		10.20	-88,725.34
Invoice	12/01/2017	2017S...	System FCFALD:Ne...	Tap 2" x 1" sa...	1201 · From m...		65.49	-88,790.83
Invoice	12/01/2017	2017S...	System FCFALD:Ne...	EXCESS FLO...	1201 · From m...		39.50	-88,830.33
Invoice	12/01/2017	2017S...	System FCFALD:Ne...	Riser 1" anod...	1201 · From m...		35.00	-88,865.33
Invoice	12/01/2017	2017S...	System FCFALD:Ne...	Valve 1" bras...	1201 · From m...		39.10	-88,904.43
Invoice	12/01/2017	2017S...	System FCFALD:Ne...	Nipple 1" x 3" ...	1201 · From m...		3.10	-88,907.53
Invoice	12/01/2017	2017S...	System FCFALD:Ne...	REGULATOR...	1201 · From m...		50.00	-88,957.53
Invoice	12/01/2017	2017S...	System FCFALD:Ne...	Nipple 1" x 4" ...	1201 · From m...		1.95	-88,959.48
Invoice	12/01/2017	2017S...	System FCFALD:Ne...	Spud, 20 Lt.	1201 · From m...		10.20	-88,969.68
Invoice	12/01/2017	2017S...	System FCFALD:Ne...	Ell 1" 90 degree	1201 · From m...		5.00	-88,974.68
Invoice	12/01/2017	2017S...	System FCFALD:Ne...	Tee, 1" polY BF	1201 · From m...		9.87	-88,984.55
Invoice	12/01/2017	2017S...	System FCFALD:Ne...	Reducer 2" x ...	1201 · From m...		17.90	-89,002.45
Invoice	12/01/2017	2017S...	System FCFALD:Ne...	Pipe 2" SDR1...	1201 · From m...		918.72	-89,921.17
Invoice	12/01/2017	2017S...	System FCFALD:Ne...	Pipe 1" POLY	1201 · From m...		17.94	-89,939.11
Invoice	12/01/2017	2017S...	System FCFALD:Ne...	Riser 1" anod...	1201 · From m...		35.00	-89,974.11
Invoice	12/01/2017	2017S...	System FCFALD:Ne...	EXCESS FLO...	1201 · From m...		39.50	-90,013.61
Invoice	12/01/2017	2017S...	System FCFALD:Ne...	Valve 1" bras...	1201 · From m...		39.10	-90,052.71

Navitas Utility Corporation
General Ledger
As of December 31, 2017

Type	Date	Num	Name	Memo	Split	Debit	Credit	Balance
Invoice	12/01/2017	2017S...	System FCFALD:Ne...	Nipple 1" x 4" ...	1201 · From m...		3.90	-90,056.61
Invoice	12/01/2017	2017S...	System FCFALD:Ne...	Nipple 1" x 3" ...	1201 · From m...		1.55	-90,058.16
Invoice	12/01/2017	2017S...	System FCFALD:Ne...	Valve 1" bras...	1201 · From m...		39.10	-90,097.26
Invoice	12/01/2017	2017S...	System FCFALD:Ne...	Nipple 1" x 3" ...	1201 · From m...		3.10	-90,100.36
Invoice	12/01/2017	2017S...	System FCFALD:Ne...	Nipple 1" x 5" ...	1201 · From m...		1.65	-90,102.01
Invoice	12/01/2017	2017S...	System FCFALD:Ne...	Nipple 1" x 12...	1201 · From m...		4.84	-90,106.85
Invoice	12/01/2017	2017S...	System FCFALD:Ne...	Ell 1" 90 degree	1201 · From m...		5.00	-90,111.85
Invoice	12/01/2017	2017S...	System FCFALD:Ne...	Tee 1" x 1" x ...	1201 · From m...		7.50	-90,119.35
Invoice	12/01/2017	2017S...	System FCFALD:Ne...	Riser 1" anod...	1201 · From m...		35.00	-90,154.35
Invoice	12/01/2017	2017S...	System FCFALD:Ne...	Tap 2" x 1" sa...	1201 · From m...		65.49	-90,219.84
Invoice	12/01/2017	2017S...	System FCFALD:Ne...	Spud, 20 Lt.	1201 · From m...		10.20	-90,230.04
Invoice	12/01/2017	2017S...	System FCFALD:Ne...	EXCESS FLO...	1201 · From m...		39.50	-90,269.54
Invoice	12/01/2017	2017J...	System NTNNG:Re...	Tap 2" x 1" sa...	1201 · From m...		65.49	-90,335.03
Invoice	12/01/2017	2017J...	System NTNNG:Re...	Pipe 2" SDR1...	1201 · From m...		2.87	-90,337.90
Invoice	12/01/2017	2017J...	System NTNNG:Re...	Spud, 20 Lt.	1201 · From m...		10.20	-90,348.10
Invoice	12/01/2017	2017J...	System NTNNG:Re...	Reducer Bell ...	1201 · From m...	0.00		-90,348.10
Invoice	12/01/2017	2017J...	System NTNNG:Re...	Stopcock 3/4"...	1201 · From m...		21.75	-90,369.85
Invoice	12/01/2017	2017J...	System NTNNG:Re...	RISER, 1" X 3...	1201 · From m...		31.23	-90,401.08
Invoice	12/01/2017	2017J...	System NTNNG:Re...	Stopcock 1"(Ir...	1201 · From m...		28.10	-90,429.18
Invoice	12/01/2017	2017J...	System NTNNG:Re...	Coupler, 1" x ...	1201 · From m...	0.00		-90,429.18
Invoice	12/01/2017	2017J...	System NTNNG:Re...	COUPLING, ...	1201 · From m...		29.58	-90,458.76
Invoice	12/01/2017	2017J...	System NTNNG:Re...	Cap, 3/4" butt...	1201 · From m...	0.00		-90,458.76
Invoice	12/01/2017	2017J...	System NTNNG:Re...	PIPE, 3/4" SD...	1201 · From m...		0.28	-90,459.04
Invoice	12/01/2017	2017J...	System NTNNG:Re...	Stopcock 1"(Ir...	1201 · From m...		28.10	-90,487.14
Invoice	12/01/2017	2017J...	System NTNNG:Re...	COUPLING, ...	1201 · From m...		29.58	-90,516.72
Invoice	12/01/2017	2017J...	System NTNNG:Re...	Cap 2" Poly b...	1201 · From m...		5.21	-90,521.93
Invoice	12/01/2017	2017J...	System NTNNG:Re...	COUPLING, ...	1201 · From m...		59.16	-90,581.09
Invoice	12/01/2017	2017J...	System NTNNG:Re...	PIPE, 3/4" SD...	1201 · From m...		0.84	-90,581.93
Invoice	12/01/2017	2017J...	System NTNNG:Re...	Cap 2" Poly b...	1201 · From m...		5.21	-90,587.14
Invoice	12/01/2017	2017J...	System NTNNG:Re...	PIPE, 3/4" SD...	1201 · From m...		36.40	-90,623.54
Invoice	12/01/2017	2017J...	System NTNNG:Re...	Coupling colla...	1201 · From m...		4.44	-90,627.98
Invoice	12/01/2017	2017J...	System NTNNG:Re...	COUPLING, ...	1201 · From m...		29.58	-90,657.56
Invoice	12/01/2017	2017J...	System NTNNG:Re...	PIPE, 3/4" SD...	1201 · From m...		0.28	-90,657.84
Invoice	12/01/2017	2017J...	System NTNNG:Re...	CAP, 3/4" SO...	1201 · From m...		1.68	-90,659.52
Invoice	12/01/2017	2017J...	System NTNNG:Re...	REGULATOR...	1201 · From m...		50.00	-90,709.52
Invoice	12/01/2017	2017J...	System NTNNG:Re...	TAP; 2" X 3/4...	1201 · From m...		74.37	-90,783.89
Invoice	12/01/2017	2017J...	System NTNNG:Re...	Clamp 2" x 6"...	1201 · From m...		63.17	-90,847.06
Invoice	12/01/2017	2017J...	System NTNNG:Re...	COUPLING, ...	1201 · From m...		29.58	-90,876.64
Invoice	12/01/2017	2017J...	System NTNNG:Re...	CAP, 3/4" SO...	1201 · From m...		1.68	-90,878.32
Invoice	12/01/2017	2017J...	System NTNNG:Re...	PIPE, 3/4" SD...	1201 · From m...		0.28	-90,878.60
Invoice	12/01/2017	2017A...	System NKYNG:Re...	Coupling 2" 3...	1201 · From m...		4.13	-90,882.73
Invoice	12/01/2017	2017A...	System NKYNG:Re...	Ell 2" 90 degr...	1201 · From m...		5.36	-90,888.09
Invoice	12/01/2017	2017A...	System NKYNG:Re...	NIPPLE 2" X ...	1201 · From m...		13.14	-90,901.23
Invoice	12/01/2017	2017S...	System NTNNG:Ne...	Pipe 1" POLY	1201 · From m...		192.27	-91,093.50
Invoice	12/01/2017	2017S...	System NTNNG:Ne...	PIPE, 3/4" SD...	1201 · From m...		2.80	-91,096.30
Invoice	12/01/2017	2017S...	System NTNNG:Ne...	Riser 1" anod...	1201 · From m...		35.00	-91,131.30
Invoice	12/01/2017	2017S...	System NTNNG:Ne...	Stopcock 1"(Ir...	1201 · From m...		28.10	-91,159.40
Invoice	12/01/2017	2017S...	System NTNNG:Ne...	Coupling 1" SF	1201 · From m...		6.27	-91,165.67
Invoice	12/01/2017	2017S...	System NTNNG:Ne...	TAP; 2" X 3/4...	1201 · From m...		74.37	-91,240.04

Navitas Utility Corporation
General Ledger
As of December 31, 2017

Type	Date	Num	Name	Memo	Split	Debit	Credit	Balance
Invoice	12/01/2017	2017S...	System NTNNG:Ne...	Reducer, 1" x ...	1201 · From m...		3.05	-91,243.09
Invoice	12/01/2017	2017S...	System NTNNG:Ne...	VALVE, 1" po...	1201 · From m...	0.00		-91,243.09
Invoice	12/01/2017	2017S...	System NTNNG:Ne...	Regulator, Se...	1201 · From m...		164.00	-91,407.09
Invoice	12/01/2017	2017S...	System NTNNG:Ne...	Spud, 30 Lt.	1201 · From m...		10.00	-91,417.09
Invoice	12/01/2017	2017S...	System NTNNG:Ne...	Ell 1" street LP	1201 · From m...		4.88	-91,421.97
Invoice	12/01/2017	2017S...	System NTNNG:Ne...	Nipple 1" x 3" ...	1201 · From m...		1.55	-91,423.52
Invoice	12/01/2017	2017S...	System NTNNG:Ne...	Nipple 1" x 4" ...	1201 · From m...		1.95	-91,425.47
Invoice	12/01/2017	2017S...	System NTNNG:Ne...	Valve box, Ha...	1201 · From m...		81.03	-91,506.50
Invoice	12/01/2017	2017S...	System NTNNG:Ne...	NIPPLE 1 1/2...	1201 · From m...		3.53	-91,510.03
Invoice	12/01/2017	2017S...	System NTNNG:Ne...	Nipple 1 1/2" ...	1201 · From m...	0.00		-91,510.03
Invoice	12/01/2017	2017S...	System NTNNG:Ne...	Tee 1 1/2"	1201 · From m...	0.00		-91,510.03
Invoice	12/01/2017	2017S...	System NTNNG:Ne...	Bushing 1 1/4...	1201 · From m...	0.00		-91,510.03
Invoice	12/01/2017	2017S...	System NTNNG:Ne...	Reducer Bell ...	1201 · From m...	0.00		-91,510.03
Invoice	12/01/2017	2017S...	System NTNNG:Ne...	Nipple 1" x 4" ...	1201 · From m...		1.95	-91,511.98
Invoice	12/01/2017	2017S...	System NTNNG:Ne...	Regulator, Se...	1201 · From m...		164.00	-91,675.98
Invoice	12/01/2017	2017S...	System NTNNG:Ne...	NIpple 1" x 6" ...	1201 · From m...		2.20	-91,678.18
Invoice	12/01/2017	2017S...	System NTNNG:Ne...	Bushing 1 1/2...	1201 · From m...		6.12	-91,684.30
Invoice	12/01/2017	2017S...	System NTNNG:Ne...	Bushing 2" x ...	1201 · From m...		5.06	-91,689.36
Invoice	12/01/2017	2017S...	System NTNNG:Ne...	RISER, 1" X 3...	1201 · From m...		31.23	-91,720.59
Invoice	12/01/2017	2017S...	System NTNNG:Ne...	EXCESS FLO...	1201 · From m...		25.87	-91,746.46
Invoice	12/01/2017	2017S...	System NTNNG:Ne...	TAP; 2" X 3/4...	1201 · From m...		74.37	-91,820.83
Invoice	12/01/2017	2017S...	System NTNNG:Ne...	VALVE, 3/4" ...	1201 · From m...		50.17	-91,871.00
Invoice	12/01/2017	2017S...	System NTNNG:Ne...	Valve box, Ha...	1201 · From m...		81.03	-91,952.03
Invoice	12/01/2017	2017S...	System NTNNG:Ne...	Stopcock 1"(Ir...	1201 · From m...		28.10	-91,980.13
Invoice	12/01/2017	2017S...	System NTNNG:Ne...	Coupling colla...	1201 · From m...		6.66	-91,986.79
Invoice	12/01/2017	2017S...	System NTNNG:Ne...	PIPE, 3/4" SD...	1201 · From m...		39.20	-92,025.99
Invoice	12/01/2017	2017S...	System NTNNG:Ne...	RISER, 1" X 3...	1201 · From m...		31.23	-92,057.22
Invoice	12/01/2017	2017S...	System NTNNG:Ne...	COUPLING, ...	1201 · From m...		29.58	-92,086.80
Invoice	12/01/2017	2017...	System FCFA:Repai...	Regulator, 1 "...	1201 · From m...		71.65	-92,158.45
Invoice	12/01/2017	2017...	System FCFA:Repai...	Coupling 1" LP	1201 · From m...		2.06	-92,160.51
Invoice	12/01/2017	2017...	System FCFA:Repai...	NIpple 1" x 6" ...	1201 · From m...		4.40	-92,164.91
Invoice	12/01/2017	2017...	System FCFA:Repai...	Nipple 1" x 3" ...	1201 · From m...		1.55	-92,166.46
Invoice	12/01/2017	2017...	System FCFA:Repai...	REGULATOR...	1201 · From m...		50.00	-92,216.46
Invoice	12/01/2017	2017...	System FCFA:Repai...	Cap 1" LP	1201 · From m...		1.78	-92,218.24
Invoice	12/01/2017	2017...	System FCFA:Repai...	Cap 3/4" LP	1201 · From m...		0.86	-92,219.10
Invoice	12/01/2017	2017...	System FCFA:Repai...	Regulator, 1 "...	1201 · From m...		71.65	-92,290.75
Invoice	12/01/2017	2017...	System FCFA:Repai...	Coupling 1" LP	1201 · From m...		6.18	-92,296.93
Invoice	12/01/2017	2017...	System FCFA:Repai...	Regulator, 1 "...	1201 · From m...		71.65	-92,368.58
Invoice	12/01/2017	2017...	System FCFA:Repai...	Coupling 1" LP	1201 · From m...		2.06	-92,370.64
Invoice	12/01/2017	2017...	System FCFA:Repai...	Cap 1" LP	1201 · From m...		3.56	-92,374.20
Invoice	12/01/2017	2017...	System FCFA:Repai...	REGULATOR...	1201 · From m...		50.00	-92,424.20
Invoice	12/01/2017	2017...	System FCFA:Repai...	Nipple 1" x 2" ...	1201 · From m...		1.20	-92,425.40
Invoice	12/01/2017	2017...	System FCFA:Repai...	REGULATOR...	1201 · From m...		50.00	-92,475.40
Invoice	12/01/2017	2017...	System FCFA:Repai...	Plug 1" LP	1201 · From m...		3.72	-92,479.12
Invoice	12/01/2017	2017...	System FCFA:Repai...	Cap 1" LP	1201 · From m...		1.78	-92,480.90
Invoice	12/01/2017	2017...	System FCFA:Repai...	REGULATOR...	1201 · From m...		50.00	-92,530.90
Invoice	12/01/2017	2017...	System FCFA:Repai...	REGULATOR...	1201 · From m...		50.00	-92,580.90
Invoice	12/01/2017	2017...	System FCFA:Repai...	REGULATOR...	1201 · From m...		50.00	-92,630.90
Invoice	12/01/2017	2017...	System FCFA:Repai...	REGULATOR...	1201 · From m...		50.00	-92,680.90

Navitas Utility Corporation
General Ledger
As of December 31, 2017

Type	Date	Num	Name	Memo	Split	Debit	Credit	Balance
Invoice	12/01/2017	2017...	System FCFA:Repai...	Nipple 1" x 2" ...	1201 · From m...		1.20	-92,682.10
Invoice	12/01/2017	2017...	System FCFA:Repai...	REGULATOR...	1201 · From m...		50.00	-92,732.10
Invoice	12/01/2017	2017...	System FCFA:Repai...	NIpple 1" x 6" ...	1201 · From m...		2.20	-92,734.30
Invoice	12/01/2017	2017...	System FCFA:Repai...	Nipple 3/4" x ...	1201 · From m...		0.68	-92,734.98
Invoice	12/01/2017	2017...	System FCFA:Repai...	Nipple 1" clos...	1201 · From m...		1.29	-92,736.27
Invoice	12/01/2017	2017...	System FCFA:Repai...	REGULATOR...	1201 · From m...		50.00	-92,786.27
Invoice	12/01/2017	2017...	System FCFA:Repai...	NIpple 1" x 6" ...	1201 · From m...		2.20	-92,788.47
Invoice	12/01/2017	2017...	System FCFA:Repai...	Coupling 1" LP	1201 · From m...		2.06	-92,790.53
Invoice	12/01/2017	2017...	System FCFA:Repai...	Nipple 1" x 3" ...	1201 · From m...		3.10	-92,793.63
Invoice	12/01/2017	2017...	System FCFA:Repai...	REGULATOR...	1201 · From m...		50.00	-92,843.63
Invoice	12/01/2017	2017...	System FCFA:Repai...	NIpple 1" x 6" ...	1201 · From m...		2.20	-92,845.83
Invoice	12/01/2017	2017...	System FCFA:Repai...	Nipple 1" x 3" ...	1201 · From m...		1.55	-92,847.38
Invoice	12/01/2017	2017...	System FCFA:Repai...	Cap 1" LP	1201 · From m...		1.78	-92,849.16
Invoice	12/01/2017	2017...	System FCFA:Repai...	Plug 1" LP	1201 · From m...		3.72	-92,852.88
Invoice	12/01/2017	2017...	System FCFA:Repai...	REGULATOR...	1201 · From m...		50.00	-92,902.88
Invoice	12/01/2017	2017...	System FCFA:Repai...	Nipple 1" x 2" ...	1201 · From m...		1.20	-92,904.08
Invoice	12/01/2017	2017...	System FCFA:Repai...	Cap 1" LP	1201 · From m...		1.78	-92,905.86
Invoice	12/01/2017	2017...	System FCFA:Repai...	Plug 1" LP	1201 · From m...		1.86	-92,907.72
Invoice	12/01/2017	2017...	System FCFA:Repai...	Cap 3/4" LP	1201 · From m...		0.86	-92,908.58
Invoice	12/01/2017	2017...	System FCFA:Repai...	Cap 1" LP	1201 · From m...		1.78	-92,910.36
Invoice	12/01/2017	2017...	System FCFA:Repai...	Cap 1" LP	1201 · From m...		3.56	-92,913.92
Invoice	12/01/2017	2017...	System FCFA:Repai...	REGULATOR...	1201 · From m...		50.00	-92,963.92
Invoice	12/01/2017	2017...	System FCFA:Repai...	Bushing 1" x ...	1201 · From m...		0.39	-92,964.31
Invoice	12/01/2017	2017...	System FCFA:Repai...	REGULATOR...	1201 · From m...		50.00	-93,014.31
Invoice	12/01/2017	2017...	System FCFA:Repai...	Bushing 1" x ...	1201 · From m...		0.39	-93,014.70
Invoice	12/01/2017	2017...	System FCFA:Repai...	Nipple 1" x 2" ...	1201 · From m...		1.20	-93,015.90
Invoice	12/01/2017	2017...	System FCFA:Repai...	REGULATOR...	1201 · From m...		50.00	-93,065.90
Invoice	12/01/2017	2017...	System FCFA:Repai...	Cap 1" LP	1201 · From m...		3.56	-93,069.46
Invoice	12/01/2017	2017...	System FCFA:Repai...	REGULATOR...	1201 · From m...		50.00	-93,119.46
Invoice	12/01/2017	2017...	System FCFA:Repai...	REGULATOR...	1201 · From m...		50.00	-93,169.46
Invoice	12/01/2017	2017...	System FCFA:Repai...	REGULATOR...	1201 · From m...		50.00	-93,219.46
Invoice	12/01/2017	2017...	System FCFA:Repai...	REGULATOR...	1201 · From m...		50.00	-93,269.46
Invoice	12/01/2017	2017...	System FCFA:Repai...	REGULATOR...	1201 · From m...		39.92	-93,309.38
Invoice	12/01/2017	2017...	System FCFA:Repai...	REGULATOR...	1201 · From m...		39.92	-93,349.30
Invoice	12/01/2017	2017...	System FCFA:Repai...	Cap 1" LP	1201 · From m...		1.78	-93,351.08
Invoice	12/01/2017	2017...	System FCFA:Repai...	Cap 1" LP	1201 · From m...		1.78	-93,352.86
Invoice	12/01/2017	2017...	System FCFA:Repai...	Cap 1" LP	1201 · From m...		1.78	-93,354.64
Invoice	12/01/2017	2017...	System FCFA:Repai...	Cap 1" LP	1201 · From m...		1.78	-93,356.42
Invoice	12/01/2017	2017...	System FCFA:Repai...	Cap 1" LP	1201 · From m...		1.78	-93,358.20
Invoice	12/01/2017	2017...	System FCFA:Repai...	Cap 1" LP	1201 · From m...		1.78	-93,359.98
Invoice	12/01/2017	2017...	System FCFA:Repai...	Cap 1" LP	1201 · From m...		1.78	-93,361.76
Invoice	12/01/2017	2017...	System FCFA:Repai...	REGULATOR...	1201 · From m...		50.00	-93,411.76
Invoice	12/01/2017	2017...	System FCFA:Repai...	Cap 1" LP	1201 · From m...		3.56	-93,415.32
Invoice	12/01/2017	2017...	System FCFA:Repai...	REGULATOR...	1201 · From m...		50.00	-93,465.32
Invoice	12/01/2017	2017...	System FCFA:Repai...	Cap 1" LP	1201 · From m...		1.78	-93,467.10
Invoice	12/01/2017	2017...	System FCFA:Repai...	Cap 3/4" LP	1201 · From m...		0.86	-93,467.96
Invoice	12/01/2017	2017...	System FCFA:Repai...	Plug 1" LP	1201 · From m...		3.72	-93,471.68
Invoice	12/01/2017	2017...	System FCFA:Repai...	REGULATOR...	1201 · From m...		50.00	-93,521.68
Invoice	12/01/2017	2017...	System FCFA:Repai...	Cap 1" LP	1201 · From m...		3.56	-93,525.24

Navitas Utility Corporation
General Ledger
As of December 31, 2017

Type	Date	Num	Name	Memo	Split	Debit	Credit	Balance
Invoice	12/01/2017	2017...	System FCFA:Repai...	REGULATOR...	1201 · From m...		50.00	-93,575.24
Invoice	12/01/2017	2017...	System FCFA:Repai...	Plug 1" LP	1201 · From m...		3.72	-93,578.96
Invoice	12/01/2017	2017...	System FCFA:Repai...	Cap 1" LP	1201 · From m...		1.78	-93,580.74
Invoice	12/01/2017	2017...	System FCFA:Repai...	Regulator, 1 "...	1201 · From m...		71.65	-93,652.39
Invoice	12/01/2017	2017...	System FCFA:Repai...	REGULATOR...	1201 · From m...		50.00	-93,702.39
Invoice	12/01/2017	2017...	System FCFA:Repai...	REGULATOR...	1201 · From m...		50.00	-93,752.39
Invoice	12/01/2017	2017...	System FCFA:Repai...	REGULATOR...	1201 · From m...		50.00	-93,802.39
Invoice	12/01/2017	2017...	System FCFA:Repai...	Coupling 1" LP	1201 · From m...		2.06	-93,804.45
Invoice	12/01/2017	2017...	System FCFA:Repai...	Nipple 1" x 2" ...	1201 · From m...		1.20	-93,805.65
Invoice	12/01/2017	2017...	System FCFA:Repai...	REGULATOR...	1201 · From m...		50.00	-93,855.65
Invoice	12/01/2017	2017...	System FCFA:Repai...	Coupling 1" LP	1201 · From m...		2.06	-93,857.71
Invoice	12/01/2017	2017...	System FCFA:Repai...	Plug 1" LP	1201 · From m...		3.72	-93,861.43
Invoice	12/01/2017	2017...	System FCFA:Repai...	Cap 1" LP	1201 · From m...		1.78	-93,863.21
Invoice	12/01/2017	2017...	System FCFA:Repai...	Plug 1" LP	1201 · From m...		1.86	-93,865.07
Invoice	12/01/2017	2017...	System FCFA:Repai...	REGULATOR...	1201 · From m...		50.00	-93,915.07
Invoice	12/01/2017	2017...	System FCFA:Repai...	REGULATOR...	1201 · From m...		50.00	-93,965.07
Invoice	12/01/2017	2017...	System FCFA:Repai...	Plug 1" LP	1201 · From m...		1.86	-93,966.93
Invoice	12/01/2017	2017...	System FCFA:Repai...	Nipple 1" x 2" ...	1201 · From m...		1.20	-93,968.13
Invoice	12/01/2017	2017...	System FCFA:Repai...	REGULATOR...	1201 · From m...		50.00	-94,018.13
Invoice	12/01/2017	2017...	System FCFA:Repai...	REGULATOR...	1201 · From m...		50.00	-94,068.13
Invoice	12/01/2017	2017...	System FCFA:Repai...	Plug 1" LP	1201 · From m...		3.72	-94,071.85
Invoice	12/01/2017	2017...	System FCFA:Repai...	Plug 1" LP	1201 · From m...		1.86	-94,073.71
Invoice	12/01/2017	2017...	System FCFA:Repai...	REGULATOR...	1201 · From m...		50.00	-94,123.71
Invoice	12/01/2017	2017...	System FCFA:Repai...	Stopcock 1"(Ir...	1201 · From m...		28.10	-94,151.81
Invoice	12/01/2017	2017...	System FCFA:Repai...	Nipple 1" x 4" ...	1201 · From m...		1.95	-94,153.76
Invoice	12/01/2017	2017...	System FCFA:Repai...	Nipple 1" clos...	1201 · From m...		1.29	-94,155.05
Invoice	12/01/2017	2017...	System FCFA:Repai...	Nipple 3/4" cl...	1201 · From m...		0.71	-94,155.76
Invoice	12/01/2017	2017...	System FCFA:Repai...	Plug 1" LP	1201 · From m...		1.86	-94,157.62
Invoice	12/01/2017	2017...	System FCFA:Repai...	REGULATOR...	1201 · From m...		50.00	-94,207.62
Invoice	12/01/2017	2017...	System FCFA:Repai...	Bushing 1" x ...	1201 · From m...		0.39	-94,208.01
Invoice	12/01/2017	2017...	System FCFA:Repai...	Cap 1" LP	1201 · From m...		3.56	-94,211.57
Invoice	12/01/2017	2017...	System FCFA:Repai...	Flange 4" 150...	1201 · From m...		34.04	-94,245.61
Invoice	12/01/2017	2017...	System FCFA:Repai...	Flange 2" 150...	1201 · From m...		63.00	-94,308.61
Invoice	12/01/2017	2017...	System FCFA:Repai...	Gasket 2" 150...	1201 · From m...		1.42	-94,310.03
Invoice	12/01/2017	2017...	System FCFA:Repai...	Gasket 4" 150...	1201 · From m...		14.02	-94,324.05
Invoice	12/01/2017	2017...	System FCFA:Repai...	Nipple 2" x 6" ...	1201 · From m...		15.16	-94,339.21
Invoice	12/01/2017	2017...	System FCFA:Repai...	"Bushing 2" x 1"	1201 · From m...		3.80	-94,343.01
Invoice	12/01/2017	2017...	System FCFA:Repai...	Tee: 2" 2000...	1201 · From m...		76.16	-94,419.17
Invoice	12/01/2017	2017...	System FCFA:Repai...	Pipe 2" TC40 ...	1201 · From m...		118.20	-94,537.37
Invoice	12/01/2017	2017...	System FCFA:Repai...	Flange 2" 150...	1201 · From m...		63.00	-94,600.37
Invoice	12/01/2017	2017...	System FCFA:Repai...	Flange 4" 150...	1201 · From m...		34.04	-94,634.41
Invoice	12/01/2017	2017...	System FCFA:Repai...	"Bushing 2" x 1"	1201 · From m...		3.80	-94,638.21
Invoice	12/01/2017	2017...	System FCFA:Repai...	Pipe 2" TC40 ...	1201 · From m...		78.80	-94,717.01
Invoice	12/01/2017	2017...	System FCFA:Repai...	Tee: 2" 2000...	1201 · From m...		76.16	-94,793.17
Invoice	12/01/2017	2017...	System FCFA:Repai...	Valve 2" ball ...	1201 · From m...		81.15	-94,874.32
Invoice	12/01/2017	2017...	System FCFA:Repai...	Coupling 2" 3...	1201 · From m...		4.13	-94,878.45
Invoice	12/01/2017	2017...	System FCFA:Repai...	Gasket 2" 150...	1201 · From m...		1.42	-94,879.87
Invoice	12/01/2017	2017...	System FCFA:Repai...	Gasket 4" 150...	1201 · From m...		14.02	-94,893.89
Invoice	12/01/2017	2017...	System FCFA:Repai...	Plug 1" LP	1201 · From m...		3.72	-94,897.61

Navitas Utility Corporation
General Ledger
As of December 31, 2017

Type	Date	Num	Name	Memo	Split	Debit	Credit	Balance
Invoice	12/01/2017	2017...	System FCFA:Repai...	Stopcock 1"(Ir...	1201 · From m...		28.10	-94,925.71
Invoice	12/01/2017	2017...	System FCFA:Repai...	Plug 1" LP	1201 · From m...		1.86	-94,927.57
Invoice	12/01/2017	2017...	System FCFA:Repai...	Coupling 2" 3...	1201 · From m...		4.13	-94,931.70
Invoice	12/01/2017	2017...	System FCFA:Repai...	NIPPLE 2" X ...	1201 · From m...		32.88	-94,964.58
Invoice	12/01/2017	2017...	System FCFA:Repai...	Stopcock 1"(Ir...	1201 · From m...		28.10	-94,992.68
Invoice	12/01/2017	2017...	System FCFA:Repai...	Regulator, 1 "...	1201 · From m...		71.65	-95,064.33
Invoice	12/01/2017	2017...	System FCFA:Repai...	Nipple 1" x 4" ...	1201 · From m...		3.90	-95,068.23
Invoice	12/01/2017	2017...	System FCFA:Repai...	Coupling 1" LP	1201 · From m...		4.12	-95,072.35
Invoice	12/01/2017	2017...	System FCFA:Repai...	Plug 1" LP	1201 · From m...		3.72	-95,076.07
Invoice	12/01/2017	2017...	System FCFA:Repai...	Regulator, 1 "...	1201 · From m...		71.65	-95,147.72
Invoice	12/01/2017	2017...	System FCFA:Repai...	Cap 3/4" LP	1201 · From m...		0.86	-95,148.58
Invoice	12/01/2017	2017...	System FCFA:Repai...	Nipple 1" x 12...	1201 · From m...		4.84	-95,153.42
Invoice	12/01/2017	2017...	System FCFA:Repai...	NIpple 1" x 6" ...	1201 · From m...		2.20	-95,155.62
Invoice	12/01/2017	2017...	System FCFA:Repai...	Nipple 1" x 2" ...	1201 · From m...		1.20	-95,156.82
Invoice	12/01/2017	2017...	System FCFA:Repai...	Coupling 1" LP	1201 · From m...		2.06	-95,158.88
Invoice	12/01/2017	2017...	System FCFA:Repai...	Regulator, 1 "...	1201 · From m...		71.65	-95,230.53
Invoice	12/01/2017	2017...	System FCFA:Repai...	Regulator, 1 "...	1201 · From m...		71.65	-95,302.18
Invoice	12/01/2017	2017...	System NKYNG:Re...	Regulator, Se...	1201 · From m...		164.00	-95,466.18
Invoice	12/01/2017	2017...	System NKYNG:Re...	"Bushing 2" x 1"	1201 · From m...		3.80	-95,469.98
Invoice	12/01/2017	2017...	System NKYNG:Re...	Nipple 1" x 4" ...	1201 · From m...		1.95	-95,471.93
Invoice	12/01/2017	2017...	System NKYNG:Re...	Nipple 1" x 3" ...	1201 · From m...		3.10	-95,475.03
Invoice	12/01/2017	2017...	System NKYNG:Re...	Bushing 1 1/4...	1201 · From m...		2.65	-95,477.68
Invoice	12/01/2017	2017...	System NKYNG:Re...	Cap 1 1/2" LP	1201 · From m...		0.52	-95,478.20
Invoice	12/01/2017	2017...	System NKYNG:Re...	NIpple 1" x 6" ...	1201 · From m...		2.20	-95,480.40
Invoice	12/01/2017	2017...	System FCFALD:Re...	Nipple 1" x 12...	1201 · From m...		9.68	-95,490.08
Invoice	12/01/2017	2017...	System FCFALD:Re...	Ell 1" 90 degree	1201 · From m...		5.00	-95,495.08
Invoice	12/01/2017	2017...	System FCFALD:Re...	Nipple 1" clos...	1201 · From m...		1.29	-95,496.37
Invoice	12/01/2017	2017...	System FCFALD:Re...	Spud, 20 Lt.	1201 · From m...		10.20	-95,506.57
Invoice	12/01/2017	2017...	System FCFALD:Re...	Ell 1" 90 degree	1201 · From m...		5.00	-95,511.57
Invoice	12/01/2017	2017...	System FCFALD:Re...	Plug 1/4" pipe...	1201 · From m...		2.64	-95,514.21
Invoice	12/01/2017	2017...	System FCFALD:Re...	Tee 1" x 1" x ...	1201 · From m...		7.50	-95,521.71
Invoice	12/01/2017	2017...	System FCFALD:Re...	REGULATOR...	1201 · From m...		50.00	-95,571.71
Invoice	12/01/2017	2017...	System FCFALD:Re...	Ell 1" 90 degree	1201 · From m...		5.00	-95,576.71
Invoice	12/01/2017	2017...	System FCFALD:Re...	Tee 1" x 1" x ...	1201 · From m...		7.50	-95,584.21
Invoice	12/01/2017	2017...	System FCFALD:Re...	Nipple 1" x 3" ...	1201 · From m...		3.10	-95,587.31
Invoice	12/01/2017	2017...	System FCFALD:Re...	Nipple 1" x 12...	1201 · From m...		4.84	-95,592.15
Invoice	12/01/2017	2017...	System FCFALD:Re...	Spud, 20 Lt.	1201 · From m...		10.20	-95,602.35
Invoice	12/01/2017	2017...	System FCFALD:Re...	Ell 1" street LP	1201 · From m...		2.44	-95,604.79
General Journal	12/31/2017	171231		Non-system I...	887 · Maintena...	803.78		-94,801.01
Total 415 · Revenue Material/Constr Sale						803.78	95,604.79	-94,801.01
417 · Revenue non-utility operation								0.00
6710 · Other income pre 2013								0.00
Total 6710 · Other income pre 2013								0.00

Navitas Utility Corporation
General Ledger
As of December 31, 2017

Type	Date	Num	Name	Memo	Split	Debit	Credit	Balance
417 · Revenue non-utility operation - Other								0.00
General Journal	01/01/2017	170101		NCOMM 201...	1803 · Investm...	0.22		0.22
General Journal	01/27/2017	170127		Sale Barber c...	2221 · Vendors		840.00	-839.78
Invoice	03/31/2017	1703T...	Navitas Utility TX, LLC	NUC Constru...	1201 · From m...		29,990.00	-30,829.78
General Journal	11/07/2017	171107		Construction ...	1107 · Checkin...		200.00	-31,029.78
General Journal	11/07/2017	171107		Construction ...	1107 · Checkin...		200.00	-31,229.78
General Journal	11/07/2017	171107		Construction ...	1107 · Checkin...		200.00	-31,429.78
General Journal	12/31/2017	171231		NCOMM 201...	1803 · Investm...		4,934.21	-36,363.99
General Journal	12/31/2017	171231		15% of NALL...	1802 · Investm...	60,751.00		24,387.01
Total 417 · Revenue non-utility operation - Other						60,751.22	36,364.21	24,387.01
Total 417 · Revenue non-utility operation						60,751.22	36,364.21	24,387.01
419 · Interest Income								0.00
6810 · Interest income pre 2013								0.00
Total 6810 · Interest income pre 2013								0.00
419 · Interest Income - Other								0.00
Total 419 · Interest Income - Other								0.00
Total 419 · Interest Income								0.00
Other Income - Other								0.00
Total Other Income - Other								0.00
Total Other Income						61,555.00	131,969.00	-70,414.00
Other Expense								0.00
409 · Corporate income tax								0.00
Total 409 · Corporate income tax								0.00
411.10 · Expense of non-util operation								0.00
Total 411.10 · Expense of non-util operation								0.00
411.70 · Loss on Sale								0.00
Total 411.70 · Loss on Sale								0.00
426.10 · Donations								0.00
6490 · Donations								0.00
Total 6490 · Donations								0.00

Navitas Utility Corporation
General Ledger
As of December 31, 2017

Type	Date	Num	Name	Memo	Split	Debit	Credit	Balance
426.10 · Donations - Other								0.00
Bill	03/20/2017	170320	DBR Publishing Co, ...	2 x 3" Ad	2221 · Vendors	170.00		170.00
Check	03/30/2017	CASH	426 Donations	Donation East...	1183 · Cash Dr...	50.00		220.00
Check	04/10/2017	CASH	426 Donations	Fort Cobb Vol...	1183 · Cash Dr...	50.00		270.00
Check	08/29/2017	CASH	Hydro-Eakly Public ...	Yearbook ad	1183 · Cash Dr...	100.00		370.00
Check	11/13/2017	CASH	426 Donations	Donation	1183 · Cash Dr...	100.00		470.00
Total 426.10 · Donations - Other						470.00	0.00	470.00
Total 426.10 · Donations						470.00	0.00	470.00
426.30 · Penalties								0.00
6499 · Penalties & fines								0.00
Total 6499 · Penalties & fines								0.00
426.30 · Penalties - Other								0.00
Bill	01/02/2017	170102	Tate Boy's Tire & Se...	late fee	2221 · Vendors	19.01		19.01
Bill	01/03/2017	170109	Purchase Power	late fee	2221 · Vendors	56.32		75.33
Credit Card Charge	01/06/2017	170106	Dell	finance charge	2299 · Dell Re...	92.62		167.95
Bill	01/31/2017	170206	Farmers Coop	late fee	2221 · Vendors	37.47		205.42
Credit Card Charge	02/06/2017	170206	Dell	finance charge	2299 · Dell Re...	93.54		298.96
Bill	03/01/2017	FC5550	Prince Plumbing LLC	late fee	2221 · Vendors	7.24		306.20
Credit Card Charge	03/06/2017	170306	Dell	finance charge	2299 · Dell Re...	82.83		389.03
Bill	03/31/2017	170406	Farmers Coop	late fee	2221 · Vendors	51.98		441.01
Bill	04/03/2017	170412	Purchase Power	late fee	2221 · Vendors	49.13		490.14
Credit Card Charge	04/06/2017	170406	Dell	finance charge	2299 · Dell Re...	111.48		601.62
Credit Card Charge	05/05/2017	170505	Dell	finance charge	2299 · Dell Re...	118.44		720.06
Bill	05/31/2017	98550	Cart Farm & Home ...	late fee	2221 · Vendors	0.10		720.16
Bill	06/01/2017	FC 5710	Prince Plumbing LLC	Late Fee	2221 · Vendors	1.00		721.16
Credit Card Charge	06/06/2017	170606	Dell	finance charge	2299 · Dell Re...	97.26		818.42
Bill	06/30/2017	126734	England Ford Inc	late fee	2221 · Vendors	1.68		820.10
Credit Card Charge	07/06/2017	170711	Dell	finance charge	2299 · Dell Re...	180.66		1,000.76
Bill	07/31/2017	99999...	United Rentals, Inc.	late fee	2221 · Vendors	124.14		1,124.90
Bill	08/03/2017	170809	Ally	late fee	2221 · Vendors	32.25		1,157.15
Credit Card Charge	08/06/2017	170806	Dell	finance charge	2299 · Dell Re...	117.23		1,274.38
Bill	08/31/2017	99999...	United Rentals, Inc.	late fee	2221 · Vendors	116.18		1,390.56
Bill	08/31/2017	FC 5879	Prince Plumbing LLC	late fee	2221 · Vendors	1.00		1,391.56
Bill	09/01/2017	170901	Tate Boy's Tire & Se...	late fee	2221 · Vendors	1.63		1,393.19
Credit Card Charge	09/06/2017	170906	Dell	finance charge	2299 · Dell Re...	114.71		1,507.90
Bill	09/20/2017	170920	Dixon Kirchoff, Inc	late fee	2221 · Vendors	13.12		1,521.02
Bill	09/30/2017	99999...	United Rentals, Inc.	late fee	2221 · Vendors	0.83		1,521.85
Bill	09/30/2017	171005	Farmers Coop	late fee	2221 · Vendors	43.94		1,565.79
Credit Card Charge	10/06/2017	171006	Dell	finance charge	2299 · Dell Re...	196.29		1,762.08
Bill	10/11/2017	171018	IPFS Corporation	late fee	2221 · Vendors	251.35		2,013.43
Bill	10/31/2017	171107	Farmers Coop	late fee	2221 · Vendors	41.10		2,054.53
Bill	11/06/2017	171110	Ally	late fee	2221 · Vendors	32.25		2,086.78
Credit Card Charge	11/06/2017	171106	Dell	finance charge	2299 · Dell Re...	129.50		2,216.28
Bill	11/27/2017	171130	England Ford Inc	late fee	2221 · Vendors	16.23		2,232.51
Bill	11/30/2017	99999...	United Rentals, Inc.	late fee	2221 · Vendors	120.59		2,353.10

Navitas Utility Corporation
General Ledger
As of December 31, 2017

Type	Date	Num	Name	Memo	Split	Debit	Credit	Balance
Bill	11/30/2017	S2039...	Bemac Supply	late fee	2221 · Vendors	5.06		2,358.16
Bill	11/30/2017	171208	Farmers Coop	late fee	2221 · Vendors	47.36		2,405.52
Credit Card Charge	12/07/2017	171206	Dell	finance charge	2299 · Dell Re...	122.72		2,528.24
Bill	12/13/2017	171220	IPFS Corporation	late fee	2221 · Vendors	251.35		2,779.59
Bill	12/29/2017	180108	Ally	late fee	2221 · Vendors	30.14		2,809.73
Total 426.30 · Penalties - Other						2,809.73	0.00	2,809.73
Total 426.30 · Penalties						2,809.73	0.00	2,809.73
427 · Interest Expense								0.00
6860 · Interest expense pre 2013								0.00
Total 6860 · Interest expense pre 2013								0.00
427 · Interest Expense - Other								0.00
Bill	01/01/2017	16-282	DeBritton Holdings, ...	Interest of pa...	2221 · Vendors	54.81		54.81
Bill	01/01/2017	16-266	DeBritton Aviation Ltd.	Interest on pa...	2221 · Vendors	100.40		155.21
Bill	01/03/2017	170109	Ally	024923459722	2221 · Vendors	136.93		292.14
Bill	01/06/2017	170113	AFCO	Account # 04-...	2221 · Vendors	91.18		383.32
Bill	01/13/2017	170125	Ally	024922596418	2221 · Vendors	127.76		511.08
Bill	01/13/2017	170125	AFCO	3rd payment ...	2221 · Vendors	25.18		536.26
Bill	01/23/2017	170130	Ally	024921495072	2221 · Vendors	85.27		621.53
Bill	01/26/2017	170131	Bank 7	LOC Interest f...	2221 · Vendors	3,981.16		4,602.69
Bill	01/27/2017	170202	Ally	024924239093	2221 · Vendors	118.03		4,720.72
General Journal	01/31/2017	170131		Interest on ov...	1107 · Checkin...	0.43		4,721.15
Bill	02/01/2017	16-306	DeBritton Holdings, ...	Interest of pa...	2221 · Vendors	55.63		4,776.78
Bill	02/03/2017	170209	AFCO	Account # 04-...	2221 · Vendors	68.54		4,845.32
Bill	02/03/2017	170209	Ally	024923459722	2221 · Vendors	134.92		4,980.24
Bill	02/10/2017	170213	AFCO	4th payment ...	2221 · Vendors	21.63		5,001.87
Bill	02/10/2017	170217	Ally	024922596418	2221 · Vendors	125.25		5,127.12
Bill	02/20/2017	170227	Ally	024921495072	2221 · Vendors	83.76		5,210.88
Bill	02/23/2017	170227	Bank 7	LOC Interest f...	2221 · Vendors	3,595.88		8,806.76
Bill	02/24/2017	170307	Ally	024924239093	2221 · Vendors	116.01		8,922.77
Bill	03/01/2017	17-321	DeBritton Holdings, ...	Interest of pa...	2221 · Vendors	37.66		8,960.43
Bill	03/01/2017	17-331	DeBritton Aviation Ltd.	Interest on pa...	2221 · Vendors	31.45		8,991.88
Bill	03/03/2017	170320	Ally	024923459722	2221 · Vendors	132.90		9,124.78
Bill	03/07/2017	170320	AFCO	Account # 04-...	2221 · Vendors	45.80		9,170.58
Bill	03/13/2017	170321	F & M Bank	Loan 9995000	2221 · Vendors	134.02		9,304.60
Bill	03/15/2017	170321	AFCO	5th payment ...	2221 · Vendors	18.06		9,322.66
Bill	03/15/2017	170321	Ally	024922596418	2221 · Vendors	122.73		9,445.39
Bill	03/23/2017	170330	Ally	024921495072	2221 · Vendors	82.26		9,527.65
Bill	03/27/2017	170331	Bank 7	LOC Interest f...	2221 · Vendors	3,481.50		13,009.15
Bill	03/27/2017	170404	Ally	024924239093	2221 · Vendors	113.98		13,123.13
Bill	04/03/2017	170412	Ally	024923459722	2221 · Vendors	130.87		13,254.00
Bill	04/06/2017	170412	AFCO	Account # 04-...	2221 · Vendors	22.95		13,276.95
Bill	04/12/2017	170418	F & M Bank	Loan 9995000	2221 · Vendors	132.06		13,409.01
Bill	04/14/2017	170420	AFCO	6th payment ...	2221 · Vendors	14.48		13,423.49
Bill	04/14/2017	170421	Ally	024922596418	2221 · Vendors	120.21		13,543.70
Bill	04/21/2017	170428	Ally	024921495072	2221 · Vendors	80.74		13,624.44

Navitas Utility Corporation
General Ledger
As of December 31, 2017

Type	Date	Num	Name	Memo	Split	Debit	Credit	Balance
Bill	04/25/2017	170502	Bank 7	LOC Interest f...	2221 · Vendors	1,282.19		14,906.63
Bill	04/26/2017	170502	Ally	024924239093	2221 · Vendors	111.95		15,018.58
Bill	05/03/2017	170508	Ally	024923459722	2221 · Vendors	128.83		15,147.41
Bill	05/12/2017	170518	F & M Bank	Loan 9995000	2221 · Vendors	130.08		15,277.49
Bill	05/15/2017	170519	AFCO	7th payment ...	2221 · Vendors	10.88		15,288.37
Bill	05/15/2017	170519	Ally	024922596418	2221 · Vendors	117.66		15,406.03
Bill	05/23/2017	170601	Ally	024921495072	2221 · Vendors	79.23		15,485.26
Bill	05/26/2017	170605	Ally	024924239093	2221 · Vendors	109.91		15,595.17
General Journal	05/31/2017	170531		Interest on ov...	1107 · Checkin...	23.05		15,618.22
Bill	06/02/2017	170607	Ally	024923459722	2221 · Vendors	126.79		15,745.01
Bill	06/12/2017	170616	F & M Bank	Loan 9995000	2221 · Vendors	128.10		15,873.11
General Journal	06/13/2017	170613	Bank 7	Interest on L...	1107 · Checkin...	448.77		16,321.88
Bill	06/14/2017	170620	Ally	024922596418	2221 · Vendors	115.11		16,436.99
Bill	06/14/2017	170619	AFCO	8th payment ...	2221 · Vendors	7.27		16,444.26
Bill	06/22/2017	170629	Ally	024921495072	2221 · Vendors	77.70		16,521.96
Bill	06/26/2017	170706	Bank 7	LOC Interest f...	2221 · Vendors	2,688.56		19,210.52
Bill	06/26/2017	170706	Ally	024924239093	2221 · Vendors	107.86		19,318.38
General Journal	06/30/2017	170630		Interest on ov...	1107 · Checkin...	23.15		19,341.53
General Journal	07/02/2017	170702		Credit card int...	2271 · Bank 7 ...	159.67		19,501.20
Bill	07/03/2017	170710	Ally	024923459722	2221 · Vendors	124.74		19,625.94
Bill	07/12/2017	170718	IPFS Corporation	Account # TX...	2221 · Vendors	257.50		19,883.44
Bill	07/13/2017	170718	F & M Bank	Loan 9995000	2221 · Vendors	126.11		20,009.55
Bill	07/14/2017	170721	AFCO	9th payment ...	2221 · Vendors	3.59		20,013.14
Bill	07/14/2017	170721	Ally	024922596418	2221 · Vendors	112.54		20,125.68
Bill	07/17/2017	170725	Ally	611925685889	2221 · Vendors	140.32		20,266.00
Bill	07/21/2017	170731	Ally	024921495072	2221 · Vendors	76.18		20,342.18
Bill	07/26/2017	170731	Bank 7	LOC Interest f...	2221 · Vendors	3,823.42		24,165.60
Bill	07/27/2017	170809	Ally	024924239093	2221 · Vendors	105.80		24,271.40
General Journal	07/31/2017	170731		Interest on ov...	1107 · Checkin...	172.75		24,444.15
Bill	08/03/2017	170809	Ally	024923459722	2221 · Vendors	122.68		24,566.83
Bill	08/11/2017	170817	F & M Bank	Loan 9995000	2221 · Vendors	124.11		24,690.94
Bill	08/14/2017	170818	IPFS Corporation	Account # TX...	2221 · Vendors	234.65		24,925.59
Bill	08/15/2017	170822	Ally	024922596418	2221 · Vendors	109.96		25,035.55
Bill	08/17/2017	170822	Ally	611925685889	2221 · Vendors	138.26		25,173.81
Bill	08/23/2017	170828	Ally	024921495072	2221 · Vendors	74.65		25,248.46
Bill	08/25/2017	170901	Ally	024924239093	2221 · Vendors	103.73		25,352.19
Bill	08/28/2017	170901	Bank 7	LOC Interest f...	2221 · Vendors	3,965.84		29,318.03
General Journal	08/31/2017	170831		Interest on ov...	1107 · Checkin...	2.89		29,320.92
General Journal	09/01/2017	170901		Credit card int...	2271 · Bank 7 ...	231.71		29,552.63
Bill	09/01/2017	170912	Ally	024923459722	2221 · Vendors	120.61		29,673.24
Bill	09/12/2017	170918	IPFS Corporation	Account # TX...	2221 · Vendors	211.68		29,884.92
Bill	09/12/2017	170918	F & M Bank	Loan 9995000	2221 · Vendors	122.11		30,007.03
Bill	09/14/2017	170919	Ally	024922596418	2221 · Vendors	107.36		30,114.39
Bill	09/15/2017	170927	Ally	611925685889	2221 · Vendors	136.20		30,250.59
Bill	09/25/2017	171002	Ally	024921495072	2221 · Vendors	73.12		30,323.71
Bill	09/25/2017	171002	Bank 7	LOC Interest f...	2221 · Vendors	3,717.13		34,040.84
General Journal	09/29/2017	170929		Interest on ov...	1107 · Checkin...	6.93		34,047.77
Bill	09/29/2017	171005	Ally	024924239093	2221 · Vendors	101.65		34,149.42
Bill	10/06/2017	171018	Ally	024923459722	2221 · Vendors	118.54		34,267.96

Navitas Utility Corporation
General Ledger
As of December 31, 2017

Type	Date	Num	Name	Memo	Split	Debit	Credit	Balance
Bill	10/11/2017	171018	IPFS Corporation	Account # TX...	2221 · Vendors	188.61		34,456.57
Bill	10/12/2017	171018	F & M Bank	Loan 9995000	2221 · Vendors	120.10		34,576.67
Bill	10/18/2017	171025	Ally	024922596418	2221 · Vendors	104.75		34,681.42
Bill	10/20/2017	171026	Ally	611925685889	2221 · Vendors	134.14		34,815.56
Bill	10/26/2017	171030	Bank 7	LOC Interest f...	2221 · Vendors	4,565.02		39,380.58
Bill	10/26/2017	171106	Ally	024921495072	2221 · Vendors	71.57		39,452.15
Bill	10/30/2017	171107	Ally	024924239093	2221 · Vendors	99.57		39,551.72
General Journal	11/02/2017	171102		Credit card int...	2271 · Bank 7 ...	156.07		39,707.79
Bill	11/06/2017	171110	Ally	024923459722	2221 · Vendors	116.45		39,824.24
Bill	11/10/2017	171116	F & M Bank	Loan 9995000	2221 · Vendors	118.08		39,942.32
Bill	11/14/2017	171130	IPFS Corporation	Account # TX...	2221 · Vendors	165.43		40,107.75
Bill	11/17/2017	171130	AFCO	1st payment ...	2221 · Vendors	37.62		40,145.37
Bill	11/17/2017	171130	Ally	024922596418	2221 · Vendors	102.13		40,247.50
Bill	11/17/2017	171130	Ally	611925685889	2221 · Vendors	132.06		40,379.56
Bill	11/24/2017	171201	Ally	024921495072	2221 · Vendors	70.03		40,449.59
Bill	11/27/2017	171201	Bank 7	LOC Interest f...	2221 · Vendors	4,160.95		44,610.54
Bill	11/29/2017	171204	Ally	024924239093	2221 · Vendors	97.48		44,708.02
General Journal	11/30/2017	171130		Interest on ov...	1107 · Checkin...	22.60		44,730.62
General Journal	12/01/2017	171201		Credit card int...	2271 · Bank 7 ...	232.15		44,962.77
Bill	12/06/2017	171211	Ally	024923459722	2221 · Vendors	114.37		45,077.14
Bill	12/13/2017	171220	IPFS Corporation	Account # TX...	2221 · Vendors	142.13		45,219.27
Bill	12/13/2017	171220	F & M Bank	Loan 9995000	2221 · Vendors	116.04		45,335.31
Bill	12/15/2017	171221	AFCO	2nd payment ...	2221 · Vendors	33.93		45,369.24
Bill	12/18/2017	171229	Ally	024922596418	2221 · Vendors	99.50		45,468.74
Bill	12/20/2017	171229	Ally	611925685889	2221 · Vendors	129.96		45,598.70
Bill	12/26/2017	180101	Bank 7	LOC Interest f...	2221 · Vendors	4,469.16		50,067.86
Bill	12/26/2017	180103	Ally	024921495072	2221 · Vendors	68.49		50,136.35
General Journal	12/29/2017	171229		Interest on ov...	1107 · Checkin...	7.10		50,143.45
Bill	12/29/2017	180108	Ally	024924239093	2221 · Vendors	95.37		50,238.82
Total 427 · Interest Expense - Other						50,238.82	0.00	50,238.82
Total 427 · Interest Expense						50,238.82	0.00	50,238.82

Navitas Utility Corporation
General Ledger
As of December 31, 2017

Type	Date	Num	Name	Memo	Split	Debit	Credit	Balance
435 · Extraordinary Expense								0.00
Bill	01/01/2017	1701N...	Navitas Communica...	January Bill	2221 · Vendors	2,000.00		2,000.00
Bill	02/01/2017	1702N...	Navitas Communica...	February Bill	2221 · Vendors	2,000.00		4,000.00
Bill	03/01/2017	1703N...	Navitas Communica...	March Bill	2221 · Vendors	2,000.00		6,000.00
Bill	04/01/2017	1704N...	Navitas Communica...	April Bill	2221 · Vendors	2,000.00		8,000.00
Bill	05/01/2017	1705N...	Navitas Communica...	May Bill	2221 · Vendors	2,000.00		10,000.00
Bill	05/05/2017	170505	Oklahoma Tax Com...		2221 · Vendors	20.00		10,020.00
Bill	06/01/2017	1706N...	Navitas Communica...	June Bill	2221 · Vendors	2,000.00		12,020.00
Bill	07/01/2017	1707N...	Navitas Communica...	July Bill	2221 · Vendors	2,000.00		14,020.00
Bill	08/01/2017	1708N...	Navitas Communica...	August Bill	2221 · Vendors	2,000.00		16,020.00
Bill	08/16/2017	10902...	EGW Utilities, Inc.	(1) Stuffing B...	2221 · Vendors	611.50		16,631.50
Bill	09/01/2017	1709N...	Navitas Communica...	September Bill	2221 · Vendors	2,000.00		18,631.50
Bill	10/01/2017	1710N...	Navitas Communica...	October Bill	2221 · Vendors	2,000.00		20,631.50
Credit	10/16/2017	10924...	EGW Utilities, Inc.	(1) Stuffing B...	2221 · Vendors		611.50	20,020.00
Bill	11/01/2017	1711N...	Navitas Communica...	November Bill	2221 · Vendors	2,000.00		22,020.00
Bill	12/01/2017	1712N...	Navitas Communica...	December Bill	2221 · Vendors	2,000.00		24,020.00
Total 435 · Extraordinary Expense						24,631.50	611.50	24,020.00
6760 · Other expense pre 2013								0.00
Total 6760 · Other expense pre 2013								0.00
Other Expense - Other								0.00
Total Other Expense - Other								0.00
Total Other Expense						78,150.05	611.50	77,538.55
No accnt								0.00
Total no accnt								0.00
TOTAL						**31,814,432.48**	**31,814,432.48**	**0.00**

Navitas Utility Corporation
General Ledger
As of December 31, 2018

Type	Date	Num	Name	Memo	Split	Debit	Credit	Balance
1100 · Cash								4,887.83
1101 · Checking - Amer Sec Bank								0.00
Total 1101 · Checking - Amer Sec Bank								0.00
1102 · Checking - Bank 2								0.00
Total 1102 · Checking - Bank 2								0.00
1103 · Cash Drawer - Eakly								0.00
Total 1103 · Cash Drawer - Eakly								0.00
1104 · Cash Drawer - Velma								0.00
Total 1104 · Cash Drawer - Velma								0.00
1105 · Cash Drawer - Ochelata								0.00
Total 1105 · Cash Drawer - Ochelata								0.00
1107 · Checking - Bank 7								4,883.00
Bill Pmt -Check	01/02/2018	7182	Roger Grider	2016, 2017	2221 · Vendors		1,130.00	3,753.00
General Journal	01/03/2018	180103		John Ward an...	926 · Employe...	3,352.86		7,105.86
Bill Pmt -Check	01/03/2018	7183	Enable Gas Transmi...		2221 · Vendors		11,288.87	-4,183.01
Bill Pmt -Check	01/04/2018	7184	Oklahoma Corporati...	DOT private c...	2221 · Vendors		71.00	-4,254.01
Bill Pmt -Check	01/05/2018	7185	Navitas Communica...		2221 · Vendors		4,000.00	-8,254.01
Bill Pmt -Check	01/05/2018	7186	5100 Athena Riff	Marriott	2221 · Vendors		24.93	-8,278.94
Bill Pmt -Check	01/05/2018	7187	5100 Woody Sitton	Hinton Econo...	2221 · Vendors		100.00	-8,378.94
Bill Pmt -Check	01/05/2018	7188	Access Cable Televi...	Acct # 09-003...	2221 · Vendors		144.22	-8,523.16
Bill Pmt -Check	01/05/2018	7189	AFCO	04-98926209-...	2221 · Vendors		828.33	-9,351.49
Bill Pmt -Check	01/05/2018	7190	Aflac	Accout #: FG...	2221 · Vendors		153.12	-9,504.61
Bill Pmt -Check	01/05/2018	7191	Ally	024922596418	2221 · Vendors		624.64	-10,129.25
Bill Pmt -Check	01/05/2018	7192	American Interstate ...	Policy AVWC...	2221 · Vendors		1,955.26	-12,084.51
Bill Pmt -Check	01/05/2018	7193	Bank 7	Loan 1010669	2221 · Vendors		4,469.16	-16,553.67
Bill Pmt -Check	01/05/2018	7194	CenterPoint Energy ...	Customer ID: ...	2221 · Vendors		1,148.79	-17,702.46
Bill Pmt -Check	01/05/2018	7195	Cintas Corporation #...		2221 · Vendors		50.00	-17,752.46
Bill Pmt -Check	01/05/2018	7196	CKenergy Electric C...		2221 · Vendors		333.00	-18,085.46
Bill Pmt -Check	01/05/2018	7197	DirecTV	Account # 03...	2221 · Vendors		136.23	-18,221.69
Bill Pmt -Check	01/05/2018	7198	E & S Oil Company		2221 · Vendors		18.00	-18,239.69
Bill Pmt -Check	01/05/2018	7199	Enable Oklahoma In...		2221 · Vendors		10,710.00	-28,949.69
Bill Pmt -Check	01/05/2018	7200	England Ford Inc	Cust # 1024	2221 · Vendors		55.94	-29,005.63
Bill Pmt -Check	01/05/2018	7201	Entz Oilfield Chemic...		2221 · Vendors		145.16	-29,150.79
Bill Pmt -Check	01/05/2018	7202	F & M Bank	Loan 9995000	2221 · Vendors		630.87	-29,781.66
Bill Pmt -Check	01/05/2018	7203	Farris Bobango Bra...		2221 · Vendors		1,500.00	-31,281.66
Bill Pmt -Check	01/05/2018	7204	Sparta Energy	July Production	2221 · Vendors		10,890.16	-42,171.82
Bill Pmt -Check	01/05/2018	7205	Green's Tire & Oil		2221 · Vendors		498.41	-42,670.23
Bill Pmt -Check	01/05/2018	7206	Guardian	Group ID: 00 ...	2221 · Vendors		302.02	-42,972.25
Bill Pmt -Check	01/05/2018	7207	Harmon Electric Ass...	Account # 50...	2221 · Vendors		134.58	-43,106.83
Bill Pmt -Check	01/05/2018	7208	Haskell County Wat...	Acc # 10-1240	2221 · Vendors		18.00	-43,124.83
Bill Pmt -Check	01/05/2018	7209	HBC CPAs & Advisors	Client no 05761	2221 · Vendors		2,750.00	-45,874.83
Bill Pmt -Check	01/05/2018	7210	Hudson Country Sto...		2221 · Vendors		54.96	-45,929.79
Bill Pmt -Check	01/05/2018	7211	Hudson Equipment		2221 · Vendors		23.82	-45,953.61
Bill Pmt -Check	01/05/2018	7212	IPFS Corporation	Account # TX...	2221 · Vendors		5,278.28	-51,231.89
Bill Pmt -Check	01/05/2018	7213	Kenneth Lowe		2221 · Vendors		9,345.60	-60,577.49

Navitas Utility Corporation
General Ledger
As of December 31, 2018

Type	Date	Num	Name	Memo	Split	Debit	Credit	Balance
Bill Pmt -Check	01/05/2018	7214	Kentucky Undergrou...	Customer ID: ...	2221 · Vendors		28.80	-60,606.29
Bill Pmt -Check	01/05/2018	7215	Keystone-Beard Eq...		2221 · Vendors		209.07	-60,815.36
Bill Pmt -Check	01/05/2018	7216	Klint Alexander	August 2017	2221 · Vendors		1,000.00	-61,815.36
Bill Pmt -Check	01/05/2018	7217	Knox Oklahoma Re...		2221 · Vendors		20.00	-61,835.36
Bill Pmt -Check	01/05/2018	7218	Legacy Bank		2221 · Vendors		75.00	-61,910.36
Bill Pmt -Check	01/05/2018	7219	Liberty Mutual Insur...	Account # 40...	2221 · Vendors		3,543.41	-65,453.77
Bill Pmt -Check	01/05/2018	7220	Locke Supply		2221 · Vendors		176.35	-65,630.12
Bill Pmt -Check	01/05/2018	7221	Mike's Garage		2221 · Vendors		30.00	-65,660.12
Bill Pmt -Check	01/05/2018	7222	Oklahoma Gas Ass...		2221 · Vendors		750.00	-66,410.12
Bill Pmt -Check	01/05/2018	7223	Oklahoma Natural G...	Acc # 212809...	2221 · Vendors		21.23	-66,431.35
Bill Pmt -Check	01/05/2018	7224	Opal Leach		2221 · Vendors		250.00	-66,681.35
Bill Pmt -Check	01/05/2018	7225	Pioneer Telephone ...	Account # PT...	2221 · Vendors		105.32	-66,786.67
Bill Pmt -Check	01/05/2018	7226	Pitney Bowes	Account # 00...	2221 · Vendors		634.38	-67,421.05
Bill Pmt -Check	01/05/2018	7227	Professional Collecti...		2221 · Vendors		65.00	-67,486.05
Bill Pmt -Check	01/05/2018	7228	Public Service Co.		2221 · Vendors		294.56	-67,780.61
Bill Pmt -Check	01/05/2018	7229	Quill		2221 · Vendors		436.48	-68,217.09
Bill Pmt -Check	01/05/2018	7230	ReadyRefresh	Account # 00...	2221 · Vendors		42.43	-68,259.52
Bill Pmt -Check	01/05/2018	7231	Ron Comingdeer & ...		2221 · Vendors		2,083.00	-70,342.52
Bill Pmt -Check	01/05/2018	7232	Sonitrol Orange Cou...	Customer # 3...	2221 · Vendors		141.15	-70,483.67
Bill Pmt -Check	01/05/2018	7233	Steve Jolley		2221 · Vendors		2,500.00	-72,983.67
Bill Pmt -Check	01/05/2018	7234	Tate Boy's Tire & Se...		2221 · Vendors		153.40	-73,137.07
Bill Pmt -Check	01/05/2018	7235	Terminix Processing...	Cust # 7479088	2221 · Vendors		57.00	-73,194.07
Bill Pmt -Check	01/05/2018	7236	The Town of Grace...		2221 · Vendors		75.00	-73,269.07
Bill Pmt -Check	01/05/2018	7237	Town of Eakly		2221 · Vendors		174.44	-73,443.51
Bill Pmt -Check	01/05/2018	7238	Unifirst Holdings, In...		2221 · Vendors		555.07	-73,998.58
Bill Pmt -Check	01/05/2018	7239	Unifirst Holdings, In...		2221 · Vendors		103.38	-74,101.96
Bill Pmt -Check	01/05/2018	7240	Unifirst Holdings, In...		2221 · Vendors		98.10	-74,200.06
Bill Pmt -Check	01/05/2018	7241	Unifirst Holdings, In...		2221 · Vendors		46.80	-74,246.86
Bill Pmt -Check	01/05/2018	7242	US Cellular	Account # 84...	2221 · Vendors		403.26	-74,650.12
Bill Pmt -Check	01/05/2018	7243	Velma Public Works...		2221 · Vendors		100.00	-74,750.12
Bill Pmt -Check	01/05/2018	7244	Verizon Wireless	Account # 87...	2221 · Vendors		773.72	-75,523.84
Bill Pmt -Check	01/05/2018	7245	Volunteer Trenching		2221 · Vendors		250.00	-75,773.84
Bill Pmt -Check	01/05/2018	7246	X Stream Services	0013081	2221 · Vendors		394.29	-76,168.13
Bill Pmt -Check	01/05/2018	7247	Ally	611925685889	2221 · Vendors		655.22	-76,823.35
Bill Pmt -Check	01/05/2018	7248	DirecTV	Account # 08...	2221 · Vendors		51.24	-76,874.59
Bill Pmt -Check	01/05/2018	7249	Ally	024921495072	2221 · Vendors		593.55	-77,468.14
Payment	01/05/2018	1675	Fort Cobb Fuel Auth...		1201 · From m...	70,000.00		-7,468.14
Bill Pmt -Check	01/05/2018	7250	United Rentals, Inc.		2221 · Vendors		6,556.61	-14,024.75
Payment	01/05/2018	1366	Navitas TN NG LLC		1201 · From m...	20,000.00		5,975.25
General Journal	01/05/2018	13537	Cotton Electric Coop...	Capital credit ...	903.46 · Custo...	7.11		5,982.36
Bill Pmt -Check	01/07/2018	7251	Clearwater Enterpris...		2221 · Vendors		34,164.05	-28,181.69
Bill Pmt -Check	01/08/2018	7252	Petrol Energy, LLC		2221 · Vendors		29,240.85	-57,422.54
Bill Pmt -Check	01/08/2018	7253	Navitas 1, LLC		2221 · Vendors		12,080.00	-69,502.54
Check	01/08/2018	ACH	Bank 7 Credit Cards		-SPLIT-		39,499.80	-109,002.34
Check	01/08/2018	7254	Dell		2299 · Dell Re...		3,000.00	-112,002.34
Bill Pmt -Check	01/09/2018	Transfer	ADP		2221 · Vendors		10,413.56	-122,415.90
Payment	01/10/2018	1698	Fort Cobb Fuel Auth...		1201 · From m...	31,000.00		-91,415.90
Payment	01/10/2018	1676	Fort Cobb Fuel Auth...		1201 · From m...	20,000.00		-71,415.90
Check	01/10/2018	Auto ...	KOC Insurance		924 · Insurance		99.50	-71,515.40

Navitas Utility Corporation
General Ledger
As of December 31, 2018

Type	Date	Num	Name	Memo	Split	Debit	Credit	Balance
Payment	01/10/2018	1677	Fort Cobb Fuel Auth...		1201 · From m...	20,424.00		-51,091.40
Payment	01/10/2018	1183	Navitas Winstar LLC		1201 · From m...	5,000.00		-46,091.40
Payment	01/10/2018	1005	Navitas Utility TX, LLC		1201 · From m...	10,000.00		-36,091.40
Payment	01/10/2018	1367	Navitas TN NG LLC		1201 · From m...	8,000.00		-28,091.40
Payment	01/10/2018	1298	Navitas KY NG LLC		1201 · From m...	4,000.00		-24,091.40
Payment	01/10/2018	1699	Fort Cobb Fuel Auth...		1201 · From m...	18,000.00		-6,091.40
Bill Pmt -Check	01/10/2018	Transfer	ADP		2221 · Vendors		26,717.41	-32,808.81
Bill Pmt -Check	01/12/2018	Transfer	ADP		2221 · Vendors		2,858.63	-35,667.44
Bill Pmt -Check	01/12/2018	Transfer	ADP	VOID:	2221 · Vendors	0.00		-35,667.44
Bill Pmt -Check	01/14/2018	7255	Clearwater Enterpris...	Financial Mon...	2221 · Vendors		34,000.00	-69,667.44
Bill Pmt -Check	01/15/2018	7256	Hull Brothers, Inc.	TX-A Phase 1...	2221 · Vendors		10,000.00	-79,667.44
Payment	01/15/2018	1679	Fort Cobb Fuel Auth...		1201 · From m...	25,000.00		-54,667.44
Payment	01/15/2018	1700	Fort Cobb Fuel Auth...		1201 · From m...	26,117.27		-28,550.17
Bill Pmt -Check	01/16/2018	7257	EGW Utilities, Inc.		2221 · Vendors		957.40	-29,507.57
Bill Pmt -Check	01/16/2018	50001	ADP		2221 · Vendors		360.16	-29,867.73
Bill Pmt -Check	01/16/2018	Transfer	ADP		2221 · Vendors		20,622.15	-50,489.88
Bill Pmt -Check	01/16/2018	Transfer	ADP		2221 · Vendors		10,837.87	-61,327.75
Bill Pmt -Check	01/16/2018	Transfer	ADP		2221 · Vendors		1,807.05	-63,134.80
General Journal	01/17/2018	180117		Linda Varner ...	926 · Employe...	969.00		-62,165.80
Bill Pmt -Check	01/18/2018	7258	Natural Gas Pipeline...	Acct # 5319 / ...	2221 · Vendors		495.16	-62,660.96
Bill Pmt -Check	01/19/2018	Transfer	ADP		2221 · Vendors		255.35	-62,916.31
Payment	01/19/2018	1185	Navitas Winstar LLC		1201 · From m...	10,000.00		-52,916.31
Payment	01/19/2018	1369	Navitas TN NG LLC		1201 · From m...	5,864.00		-47,052.31
Payment	01/19/2018	1680	Fort Cobb Fuel Auth...		1201 · From m...	50,000.00		2,947.69
Payment	01/19/2018	1701	Fort Cobb Fuel Auth...		1201 · From m...	50,000.00		52,947.69
Bill Pmt -Check	01/19/2018	7259	5100 Woody Sitton	David Anderson	2221 · Vendors		100.00	52,847.69
Bill Pmt -Check	01/19/2018	7260	Airgas, Inc.		2221 · Vendors		16.60	52,831.09
Bill Pmt -Check	01/19/2018	7261	Ally	024924239093	2221 · Vendors		633.06	52,198.03
Bill Pmt -Check	01/19/2018	7262	AT&T Mobility	287021588346	2221 · Vendors		482.57	51,715.46
Bill Pmt -Check	01/19/2018	7263	B & B Meter Service		2221 · Vendors		890.00	50,825.46
Bill Pmt -Check	01/19/2018	7264	Bank 7	Loan 1010669	2221 · Vendors		25.73	50,799.73
Bill Pmt -Check	01/19/2018	7265	Cart Farm & Home ...		2221 · Vendors		82.91	50,716.82
Bill Pmt -Check	01/19/2018	7266	CenterPoint Energy	7257756-2	2221 · Vendors		69.12	50,647.70
Bill Pmt -Check	01/19/2018	7267	Cintas Corporation #...		2221 · Vendors		50.00	50,597.70
Bill Pmt -Check	01/19/2018	7268	Cotton Electric Coop...	Acc # 270660...	2221 · Vendors		80.16	50,517.54
Bill Pmt -Check	01/19/2018	7269	DeBritton Aviation Ltd.		2221 · Vendors		4,500.00	46,017.54
Bill Pmt -Check	01/19/2018	7270	DeBritton Holdings, ...		2221 · Vendors		2,400.00	43,617.54
Bill Pmt -Check	01/19/2018	7271	Barbara Uhrig	VOID: STOP ...	2221 · Vendors	0.00		43,617.54
Bill Pmt -Check	01/19/2018	7272	England Ford Inc	Cust # 1024	2221 · Vendors		54.97	43,562.57
Bill Pmt -Check	01/19/2018	7273	Equipment Controls ...	Customer # 1...	2221 · Vendors		184.81	43,377.76
Bill Pmt -Check	01/19/2018	7274	Equity Exchange	Account # 353	2221 · Vendors		2,541.59	40,836.17
Bill Pmt -Check	01/19/2018	7275	Farmers Coop Mill &...		2221 · Vendors		69.00	40,767.17
Bill Pmt -Check	01/19/2018	7276	Farris Bobango Bra...		2221 · Vendors		1,500.00	39,267.17
Bill Pmt -Check	01/19/2018	7277	First Volunteer Bank		2221 · Vendors		21.50	39,245.67
Bill Pmt -Check	01/19/2018	7278	Full Spectrum Servi...		2221 · Vendors		200.00	39,045.67
Bill Pmt -Check	01/19/2018	7279	Guardian	Group ID: 00 ...	2221 · Vendors		307.69	38,737.98
Bill Pmt -Check	01/19/2018	7280	Incorp	Account # 28...	2221 · Vendors		296.00	38,441.98
Bill Pmt -Check	01/19/2018	7281	Isco Industries, LLC		2221 · Vendors		1,496.68	36,945.30
Bill Pmt -Check	01/19/2018	7282	Jellico Electric & Wa...	Account # 00...	2221 · Vendors		96.40	36,848.90

Navitas Utility Corporation
General Ledger
As of December 31, 2018

Type	Date	Num	Name	Memo	Split	Debit	Credit	Balance
Bill Pmt -Check	01/19/2018	7283	Jenkins Oilfield Sup...	Customer Acc...	2221 · Vendors		353.90	36,495.00
Bill Pmt -Check	01/19/2018	7284	Keystone-Beard Eq...		2221 · Vendors		67.60	36,427.40
Bill Pmt -Check	01/19/2018	7285	Klint Alexander	September 20...	2221 · Vendors		1,000.00	35,427.40
Bill Pmt -Check	01/19/2018	7286	LMJ Industries		2221 · Vendors		2,000.00	33,427.40
Bill Pmt -Check	01/19/2018	7287	Monday's Stop N Sh...		2221 · Vendors		1,612.31	31,815.09
Bill Pmt -Check	01/19/2018	7288	Motley Gin, Inc.	Account ID: N...	2221 · Vendors		237.78	31,577.31
Bill Pmt -Check	01/19/2018	7289	Northfork Electric C...	Acct # 12975...	2221 · Vendors		47.41	31,529.90
Bill Pmt -Check	01/19/2018	7290	O'Reilly Auto Parts		2221 · Vendors		208.57	31,321.33
Bill Pmt -Check	01/19/2018	7291	Ochelata Utility Auth...	Account 1129	2221 · Vendors		134.28	31,187.05
Bill Pmt -Check	01/19/2018	7292	Pioneer Cellular - us...	Account # CN...	2221 · Vendors		94.17	31,092.88
Bill Pmt -Check	01/19/2018	7293	Pitney Bowes	Account # 00...	2221 · Vendors		220.29	30,872.59
Bill Pmt -Check	01/19/2018	7294	Prince Plumbing LLC		2221 · Vendors		244.51	30,628.08
Bill Pmt -Check	01/19/2018	7295	Public Service Co.		2221 · Vendors		73.68	30,554.40
Bill Pmt -Check	01/19/2018	7296	Quill		2221 · Vendors		886.03	29,668.37
Bill Pmt -Check	01/19/2018	7297	Quinton Parts Supply		2221 · Vendors		4.35	29,664.02
Bill Pmt -Check	01/19/2018	7298	R & R Water /Culligan	Account # 2279	2221 · Vendors		45.58	29,618.44
Bill Pmt -Check	01/19/2018	7299	Red River Valley Ru...	Account # 19...	2221 · Vendors		38.38	29,580.06
Bill Pmt -Check	01/19/2018	7300	Ron Comingdeer & ...		2221 · Vendors		2,083.00	27,497.06
Bill Pmt -Check	01/19/2018	7301	Roto-Rooter Sewer ...	VOID:	2221 · Vendors	0.00		27,497.06
Bill Pmt -Check	01/19/2018	7302	SoCal Gas	Account # 10...	2221 · Vendors		89.84	27,407.22
Bill Pmt -Check	01/19/2018	7303	Battery Backup Pow...	December	2221 · Vendors		511.35	26,895.87
Bill Pmt -Check	01/19/2018	7304	Southern California ...	Customer acc...	2221 · Vendors		280.93	26,614.94
Bill Pmt -Check	01/19/2018	7305	Southern Star Centr...		2221 · Vendors		10,723.48	15,891.46
Bill Pmt -Check	01/19/2018	7306	Enbridge/Spectra E...	Account # 29...	2221 · Vendors		1,675.67	14,215.79
Bill Pmt -Check	01/19/2018	7307	TDH Construction		2221 · Vendors		1,380.00	12,835.79
Bill Pmt -Check	01/19/2018	7308	Time Warner Cable	Account # 84...	2221 · Vendors		709.92	12,125.87
Bill Pmt -Check	01/19/2018	7309	Totah Communicati...	account # 7460	2221 · Vendors		291.34	11,834.53
Bill Pmt -Check	01/19/2018	7310	Tri-Star Energy Con...		2221 · Vendors		8,016.00	3,818.53
Bill Pmt -Check	01/19/2018	7311	Unifirst Holdings, In...		2221 · Vendors		1,070.37	2,748.16
Bill Pmt -Check	01/19/2018	7312	Unifirst Holdings, In...		2221 · Vendors		197.20	2,550.96
Bill Pmt -Check	01/19/2018	7313	Unifirst Holdings, In...		2221 · Vendors		348.18	2,202.78
Bill Pmt -Check	01/19/2018	7314	Unifirst Holdings, In...		2221 · Vendors		196.20	2,006.58
Bill Pmt -Check	01/19/2018	7315	Unifirst Holdings, In...		2221 · Vendors		119.58	1,887.00
Bill Pmt -Check	01/19/2018	7316	Western Exterminat...	Cust # 15043...	2221 · Vendors		75.00	1,812.00
Bill Pmt -Check	01/19/2018	7317	Windstream	Account # 04...	2221 · Vendors		323.95	1,488.05
Bill Pmt -Check	01/19/2018	7318	Ally	024923459722	2221 · Vendors		645.10	842.95
Bill Pmt -Check	01/19/2018	7319	Time Warner Cable	Account # 84...	2221 · Vendors		290.56	552.39
Bill Pmt -Check	01/19/2018	7320	Ally	611927038563	2221 · Vendors		543.33	9.06
Bill Pmt -Check	01/22/2018	Transfer	PayChex		2221 · Vendors		1,029.10	-1,020.04
Bill Pmt -Check	01/22/2018	7321	Clearwater Enterpris...		2221 · Vendors		34,030.88	-35,050.92
Bill Pmt -Check	01/23/2018	7322	Petrol Energy, LLC		2221 · Vendors		47,146.95	-82,197.87
Bill Pmt -Check	01/24/2018	Transfer	ADP		2221 · Vendors		26,494.27	-108,692.14
Bill Pmt -Check	01/24/2018	Transfer	ADP		2221 · Vendors		9,320.30	-118,012.44
Bill Pmt -Check	01/24/2018	Transfer	ADP		2221 · Vendors		2,868.84	-120,881.28
Bill Pmt -Check	01/24/2018	7323	EGW Utilities, Inc.		2221 · Vendors		1,370.00	-122,251.28
General Journal	01/24/2018	142		John Ward C...	926 · Employe...	462.30		-121,788.98
Payment	01/25/2018	1299	Navitas KY NG LLC		1201 · From m...	24,399.00		-97,389.98
Payment	01/25/2018	1370	Navitas TN NG LLC		1201 · From m...	30,000.00		-67,389.98
Payment	01/25/2018	1186	Navitas Winstar LLC		1201 · From m...	1,661.00		-65,728.98

Navitas Utility Corporation
General Ledger
As of December 31, 2018

Type	Date	Num	Name	Memo	Split	Debit	Credit	Balance
Payment	01/25/2018	1682	Fort Cobb Fuel Auth...		1201 · From m...	55,000.00		-10,728.98
Payment	01/25/2018	1703	Fort Cobb Fuel Auth...		1201 · From m...	35,000.00		24,271.02
Bill Pmt -Check	01/26/2018	Transfer	ADP		2221 · Vendors		16.04	24,254.98
Bill Pmt -Check	01/26/2018	Transfer	ADP		2221 · Vendors		195.50	24,059.48
Bill Pmt -Check	01/26/2018	7324	DeBritton Aviation Ltd.		2221 · Vendors		14,278.39	9,781.09
Bill Pmt -Check	01/26/2018	7325	DeBritton Holdings, ...		2221 · Vendors		2,400.00	7,381.09
Bill Pmt -Check	01/26/2018	7326	NALLC - gas facilities	VOID:	2221 · Vendors	0.00		7,381.09
Bill Pmt -Check	01/26/2018	7327	NALLC - gas facilities		2221 · Vendors		5,107.68	2,273.41
Bill Pmt -Check	01/26/2018	7328	NALLC - gas facilities		2221 · Vendors		6,956.82	-4,683.41
Bill Pmt -Check	01/28/2018	7329	Clearwater Enterpris...		2221 · Vendors		34,754.77	-39,438.18
Payment	01/29/2018	1683	Fort Cobb Fuel Auth...		1201 · From m...	57,256.00		17,817.82
Payment	01/29/2018	1704	Fort Cobb Fuel Auth...		1201 · From m...	15,000.00		32,817.82
Payment	01/29/2018	1300	Navitas KY NG LLC		1201 · From m...	20,000.00		52,817.82
Bill Pmt -Check	01/30/2018	Transfer	United Healthcare	Customer # 5...	2221 · Vendors		27,187.20	25,630.62
Bill Pmt -Check	01/30/2018	Transfer	United Healthcare	Customer # 4...	2221 · Vendors		8,234.11	17,396.51
Check	01/31/2018	ACH	Dell		2299 · Dell Re...		511.00	16,885.51
Bill Pmt -Check	01/31/2018	Transfer	ADP		2221 · Vendors		25,244.31	-8,358.80
Bill Pmt -Check	01/31/2018	Transfer	ADP		2221 · Vendors		12,139.85	-20,498.65
Bill Pmt -Check	01/31/2018	Transfer	ADP		2221 · Vendors		2,364.69	-22,863.34
Payment	01/31/2018	1371	Navitas TN NG LLC		1201 · From m...	26,348.00		3,484.66
Payment	01/31/2018	1301	Navitas KY NG LLC		1201 · From m...	84,359.00		87,843.66
Payment	01/31/2018	1684	Fort Cobb Fuel Auth...		1201 · From m...	30,000.00		117,843.66
Bill Pmt -Check	02/01/2018	7330	A New Energy LLC		2221 · Vendors		4,166.66	113,677.00
Bill Pmt -Check	02/01/2018	7331	Access Cable Televi...	Acct # 09-003...	2221 · Vendors		144.22	113,532.78
Bill Pmt -Check	02/01/2018	7332	AFCO	04-98926209-...	2221 · Vendors		828.33	112,704.45
Bill Pmt -Check	02/01/2018	7333	Aflac	Accout #: FG...	2221 · Vendors		153.12	112,551.33
Bill Pmt -Check	02/01/2018	7334	Airgas, Inc.		2221 · Vendors		164.54	112,386.79
Bill Pmt -Check	02/01/2018	7335	Ally	024922596418	2221 · Vendors		624.64	111,762.15
Bill Pmt -Check	02/01/2018	7336	B & W Pipeline		2221 · Vendors		69,982.29	41,779.86
Bill Pmt -Check	02/01/2018	7337	CenterPoint Energy ...	Customer ID: ...	2221 · Vendors		2,485.28	39,294.58
Bill Pmt -Check	02/01/2018	7338	Cintas Corporation #...		2221 · Vendors		50.00	39,244.58
Bill Pmt -Check	02/01/2018	7339	Delgasco, Inc.	Account # 16...	2221 · Vendors		8,812.80	30,431.78
Bill Pmt -Check	02/01/2018	7340	F & M Bank	Loan 9995000	2221 · Vendors		630.87	29,800.91
Bill Pmt -Check	02/01/2018	7341	Farris Bobango Bra...		2221 · Vendors		1,500.00	28,300.91
Bill Pmt -Check	02/01/2018	7342	Sparta Energy	September Pr...	2221 · Vendors		10,479.56	17,821.35
Bill Pmt -Check	02/01/2018	7343	Harmon Electric Ass...	Account # 50...	2221 · Vendors		138.60	17,682.75
Bill Pmt -Check	02/01/2018	7344	Hinton Auto Supply		2221 · Vendors		12.52	17,670.23
Bill Pmt -Check	02/01/2018	7345	Hudson Equipment		2221 · Vendors		43.78	17,626.45
Bill Pmt -Check	02/01/2018	7346	IPFS Corporation	Account # TX...	2221 · Vendors		5,026.93	12,599.52
Bill Pmt -Check	02/01/2018	7347	Kentucky Undergrou...	Customer ID: ...	2221 · Vendors		46.40	12,553.12
Bill Pmt -Check	02/01/2018	7348	Klint Alexander	November 2017	2221 · Vendors		1,000.00	11,553.12
Bill Pmt -Check	02/01/2018	7349	Liberty Mutual Insur...	Account # 40...	2221 · Vendors		3,826.66	7,726.46
Bill Pmt -Check	02/01/2018	7350	O'Reilly Auto Parts		2221 · Vendors		521.14	7,205.32
Bill Pmt -Check	02/01/2018	7351	Oklahoma Natural G...		2221 · Vendors		4,220.80	2,984.52
Bill Pmt -Check	02/01/2018	7352	Pioneer Telephone ...	Account # PT...	2221 · Vendors		105.44	2,879.08
Bill Pmt -Check	02/01/2018	7353	Pipeline Regulatory ...		2221 · Vendors		555.00	2,324.08
Bill Pmt -Check	02/01/2018	7354	Public Service Co.		2221 · Vendors		323.39	2,000.69
Bill Pmt -Check	02/01/2018	7355	Quill		2221 · Vendors		143.81	1,856.88
Bill Pmt -Check	02/01/2018	7356	Ron Comingdeer & ...		2221 · Vendors		2,083.00	-226.12

Navitas Utility Corporation
General Ledger
As of December 31, 2018

Type	Date	Num	Name	Memo	Split	Debit	Credit	Balance
Bill Pmt -Check	02/01/2018	7357	Sensit Technologies	Customer # 0...	2221 · Vendors		426.68	-652.80
Bill Pmt -Check	02/01/2018	7358	Sonitrol Orange Cou...	Customer # 3...	2221 · Vendors		141.15	-793.95
Bill Pmt -Check	02/01/2018	7359	Sonny's Tank Truck...		2221 · Vendors		387.00	-1,180.95
Bill Pmt -Check	02/01/2018	7360	Stephens Co. Rural ...	Account A-04...	2221 · Vendors		38.59	-1,219.54
Bill Pmt -Check	02/01/2018	7361	Tate Boy's Tire & Se...		2221 · Vendors		103.67	-1,323.21
Bill Pmt -Check	02/01/2018	7362	Tennessee One-Call...	MBR CODE: ...	2221 · Vendors		1,477.20	-2,800.41
Bill Pmt -Check	02/01/2018	7363	Terminix Processing...	Cust # 7479088	2221 · Vendors		57.00	-2,857.41
Bill Pmt -Check	02/01/2018	7364	Unifirst Holdings, In...		2221 · Vendors		733.99	-3,591.40
Bill Pmt -Check	02/01/2018	7365	Unifirst Holdings, In...		2221 · Vendors		142.67	-3,734.07
Bill Pmt -Check	02/01/2018	7366	Unifirst Holdings, In...		2221 · Vendors		290.15	-4,024.22
Bill Pmt -Check	02/01/2018	7367	Unifirst Holdings, In...		2221 · Vendors		130.80	-4,155.02
Bill Pmt -Check	02/01/2018	7368	Unifirst Holdings, In...		2221 · Vendors		79.72	-4,234.74
Bill Pmt -Check	02/01/2018	7369	US Cellular	Account # 84...	2221 · Vendors		403.92	-4,638.66
Bill Pmt -Check	02/01/2018	7370	Verizon Wireless	Account # 87...	2221 · Vendors		784.28	-5,422.94
Bill Pmt -Check	02/01/2018	7371	Ally	611925685889	2221 · Vendors		655.22	-6,078.16
Check	02/01/2018	7372	Dell		2299 · Dell Re...		19,053.02	-25,131.18
Bill Pmt -Check	02/01/2018	7373	Navitas Communica...		2221 · Vendors		2,000.00	-27,131.18
Bill Pmt -Check	02/01/2018	7374	Navitas 1, LLC		2221 · Vendors		10,080.00	-37,211.18
Bill Pmt -Check	02/02/2018	Transfer	ADP		2221 · Vendors		252.50	-37,463.68
Bill Pmt -Check	02/02/2018	Transfer	PayChex		2221 · Vendors		31.00	-37,494.68
General Journal	02/05/2018	180205		401k distributi...	926 · Employe...	0.54		-37,494.14
Bill Pmt -Check	02/06/2018	Transfer	ADP		2221 · Vendors		26,341.17	-63,835.31
Bill Pmt -Check	02/06/2018	Transfer	ADP		2221 · Vendors		9,230.17	-73,065.48
Bill Pmt -Check	02/06/2018	Transfer	ADP		2221 · Vendors		2,825.78	-75,891.26
Check	02/06/2018	ACH	Bank 7 Credit Cards		-SPLIT-		12,480.04	-88,371.30
Bill Pmt -Check	02/07/2018	7375	Delgasco, Inc.	Account # 16...	2221 · Vendors		13,904.64	-102,275.94
Payment	02/07/2018	1685	Fort Cobb Fuel Auth...		1201 · From m...	70,000.00		-32,275.94
Bill Pmt -Check	02/07/2018	7376	American Interstate ...	Policy AVWC...	2221 · Vendors		1,366.81	-33,642.75
Bill Pmt -Check	02/07/2018	7377	B & B Meter Service		2221 · Vendors		3,456.00	-37,098.75
Bill Pmt -Check	02/07/2018	7378	CenterPoint Energy	7257756-2	2221 · Vendors		911.08	-38,009.83
Bill Pmt -Check	02/07/2018	7379	CKenergy Electric C...		2221 · Vendors		397.00	-38,406.83
Bill Pmt -Check	02/07/2018	7380	DirecTV	Account # 03...	2221 · Vendors		138.98	-38,545.81
Bill Pmt -Check	02/07/2018	7381	EGW Utilities, Inc.		2221 · Vendors		1,222.97	-39,768.78
Bill Pmt -Check	02/07/2018	7382	Enable Gas Transmi...		2221 · Vendors		11,046.72	-50,815.50
Bill Pmt -Check	02/07/2018	7383	Enable Oklahoma In...		2221 · Vendors		11,720.40	-62,535.90
Bill Pmt -Check	02/07/2018	7384	Grainger	Account # 84...	2221 · Vendors		84.52	-62,620.42
Bill Pmt -Check	02/07/2018	7385	Green's Tire & Oil		2221 · Vendors		374.40	-62,994.82
Bill Pmt -Check	02/07/2018	7386	H & C Services and ...		2221 · Vendors		13.52	-63,008.34
Bill Pmt -Check	02/07/2018	7387	Haskell County Wat...	Acc # 10-1240	2221 · Vendors		18.00	-63,026.34
Bill Pmt -Check	02/07/2018	7388	Klint Alexander	October 2017	2221 · Vendors		1,000.00	-64,026.34
Bill Pmt -Check	02/07/2018	7389	Knox Oklahoma Re...		2221 · Vendors		15.00	-64,041.34
Bill Pmt -Check	02/07/2018	7390	Legacy Bank		2221 · Vendors		75.00	-64,116.34
Bill Pmt -Check	02/07/2018	7391	Motley Gin, Inc.	Account ID: N...	2221 · Vendors		341.55	-64,457.89
Bill Pmt -Check	02/07/2018	7392	Natural Gas Pipeline...	Acct # 5319 / ...	2221 · Vendors		495.45	-64,953.34
Bill Pmt -Check	02/07/2018	7393	Ochelata Utility Auth...	Account 1129	2221 · Vendors		134.28	-65,087.62
Bill Pmt -Check	02/07/2018	7394	Opal Leach		2221 · Vendors		250.00	-65,337.62
Bill Pmt -Check	02/07/2018	7395	Pioneer Cellular - us...	Account # CN...	2221 · Vendors		94.32	-65,431.94
Bill Pmt -Check	02/07/2018	7396	Professional Compli...		2221 · Vendors		255.00	-65,686.94
Bill Pmt -Check	02/07/2018	7397	R & R Water /Culligan	Account # 2279	2221 · Vendors		45.58	-65,732.52

Navitas Utility Corporation
General Ledger
As of December 31, 2018

Type	Date	Num	Name	Memo	Split	Debit	Credit	Balance
Bill Pmt -Check	02/07/2018	7398	Railroad Manageme...	Customer ID: ...	2221 · Vendors		499.55	-66,232.07
Bill Pmt -Check	02/07/2018	7399	Red River Valley Ru...	Account # 19...	2221 · Vendors		38.12	-66,270.19
Bill Pmt -Check	02/07/2018	7400	Rick Garner's Trans...		2221 · Vendors		710.00	-66,980.19
Bill Pmt -Check	02/07/2018	7401	Southern Star Centr...		2221 · Vendors		10,572.85	-77,553.04
Bill Pmt -Check	02/07/2018	7402	Stephens Co. Rural ...	Account A-04...	2221 · Vendors		35.00	-77,588.04
Bill Pmt -Check	02/07/2018	7403	Steve Jolley		2221 · Vendors		2,500.00	-80,088.04
Bill Pmt -Check	02/07/2018	7404	Tennessee One-Call...		2221 · Vendors		229.00	-80,317.04
Bill Pmt -Check	02/07/2018	7405	Totah Communicati...	account # 7460	2221 · Vendors		295.71	-80,612.75
Bill Pmt -Check	02/07/2018	7406	Town of Eakly		2221 · Vendors		111.20	-80,723.95
Bill Pmt -Check	02/07/2018	7407	Velma Public Works...		2221 · Vendors		100.00	-80,823.95
Bill Pmt -Check	02/07/2018	7408	Volunteer Trenching		2221 · Vendors		250.00	-81,073.95
Bill Pmt -Check	02/07/2018	7409	X Stream Services	0013081	2221 · Vendors		392.02	-81,465.97
Bill Pmt -Check	02/07/2018	7410	DirecTV	Account # 08...	2221 · Vendors		48.99	-81,514.96
Bill Pmt -Check	02/07/2018	7411	Clearwater Enterpris...		2221 · Vendors		41,004.55	-122,519.51
Payment	02/07/2018	1705	Fort Cobb Fuel Auth...		1201 · From m...	25,000.00		-97,519.51
Payment	02/07/2018	1374	Navitas TN NG LLC		1201 · From m...	10,000.00		-87,519.51
Bill Pmt -Check	02/07/2018	7412	TDH Construction		2221 · Vendors		1,956.25	-89,475.76
Bill Pmt -Check	02/07/2018	7413	Carnegie Lumber		2221 · Vendors		27.19	-89,502.95
Bill Pmt -Check	02/09/2018	Transfer	ADP		2221 · Vendors		198.35	-89,701.30
Payment	02/09/2018	1686	Fort Cobb Fuel Auth...		1201 · From m...	57,690.00		-32,011.30
Payment	02/09/2018	1706	Fort Cobb Fuel Auth...		1201 · From m...	35,000.00		2,988.70
Check	02/10/2018	Auto ...	KOC Insurance		924 · Insurance		99.50	2,889.20
Payment	02/13/2018	1695	Fort Cobb Fuel Auth...		1201 · From m...	50,000.00		52,889.20
Bill Pmt -Check	02/14/2018	7414	Clearwater Enterpris...		2221 · Vendors		41,295.48	11,593.72
Bill Pmt -Check	02/14/2018	Transfer	ADP		2221 · Vendors		21,993.88	-10,400.16
Bill Pmt -Check	02/14/2018	Transfer	ADP		2221 · Vendors		10,093.08	-20,493.24
Bill Pmt -Check	02/14/2018	Transfer	ADP		2221 · Vendors		1,864.69	-22,357.93
Bill Pmt -Check	02/14/2018	7415	England Ford Inc	Tag & Taxes	2221 · Vendors		2,486.33	-24,844.26
Bill Pmt -Check	02/15/2018	7416	Hull Brothers, Inc.		2221 · Vendors		15,560.33	-40,404.59
Payment	02/15/2018	1717	Fort Cobb Fuel Auth...		1201 · From m...	97,928.58		57,523.99
Bill Pmt -Check	02/15/2018	7417	Ally	024924239093	2221 · Vendors		21,596.86	35,927.13
Bill Pmt -Check	02/15/2018	7418	Ally	024921495072	2221 · Vendors		593.55	35,333.58
Bill Pmt -Check	02/15/2018	7419	Ally	611927038563	2221 · Vendors		543.33	34,790.25
Bill Pmt -Check	02/16/2018	Transfer	ADP		2221 · Vendors		7.00	34,783.25
Bill Pmt -Check	02/16/2018	Transfer	ADP		2221 · Vendors		266.50	34,516.75
Bill Pmt -Check	02/18/2018	7420	Ally	024922596418	2221 · Vendors		17,864.55	16,652.20
Bill Pmt -Check	02/20/2018	7421	Anderson's Heat & Air		2221 · Vendors		6,450.00	10,202.20
Payment	02/20/2018	1696	Fort Cobb Fuel Auth...		1201 · From m...	75,000.00		85,202.20
Payment	02/20/2018	1377	Navitas TN NG LLC		1201 · From m...	32,671.00		117,873.20
Bill Pmt -Check	02/20/2018	7422	Airgas, Inc.		2221 · Vendors		16.60	117,856.60
Bill Pmt -Check	02/20/2018	7423	AT&T Mobility	287021588346	2221 · Vendors		492.05	117,364.55
Bill Pmt -Check	02/20/2018	7424	B & W Pipeline	VOID: STOP ...	2221 · Vendors	0.00		117,364.55
Bill Pmt -Check	02/20/2018	7425	Buckaloo Construction		2221 · Vendors		26,479.00	90,885.55
Bill Pmt -Check	02/20/2018	7426	Cart Farm & Home ...		2221 · Vendors		96.65	90,788.90
Bill Pmt -Check	02/20/2018	7427	Cintas Corporation #...		2221 · Vendors		75.00	90,713.90
Bill Pmt -Check	02/20/2018	7428	Delgasco, Inc.	Account # 16...	2221 · Vendors		26,856.95	63,856.95
Bill Pmt -Check	02/20/2018	7429	EGW Utilities, Inc.		2221 · Vendors		1,477.23	62,379.72
Bill Pmt -Check	02/20/2018	7430	Enable Gas Transmi...		2221 · Vendors		10,070.10	52,309.62
Bill Pmt -Check	02/20/2018	7431	Enable Oklahoma In...		2221 · Vendors		8,558.40	43,751.22

Navitas Utility Corporation
General Ledger
As of December 31, 2018

Type	Date	Num	Name	Memo	Split	Debit	Credit	Balance
Bill Pmt -Check	02/20/2018	7432	Entz Oilfield Chemic...		2221 · Vendors		151.00	43,600.22
Bill Pmt -Check	02/20/2018	7433	Equity Exchange	Account # 353	2221 · Vendors		3,069.25	40,530.97
Bill Pmt -Check	02/20/2018	7434	F & G Service		2221 · Vendors		1,754.37	38,776.60
Bill Pmt -Check	02/20/2018	7435	Farris Bobango Bra...		2221 · Vendors		1,500.00	37,276.60
Bill Pmt -Check	02/20/2018	7436	First Volunteer Bank		2221 · Vendors		21.50	37,255.10
Bill Pmt -Check	02/20/2018	7437	Sparta Energy	November Pr...	2221 · Vendors		21,908.07	15,347.03
Bill Pmt -Check	02/20/2018	7438	Guardian	Group ID: 00 ...	2221 · Vendors		306.61	15,040.42
Bill Pmt -Check	02/20/2018	7439	H & C Services and ...		2221 · Vendors		818.42	14,222.00
Bill Pmt -Check	02/20/2018	7440	Isco Industries, LLC		2221 · Vendors		1,104.80	13,117.20
Bill Pmt -Check	02/20/2018	7441	Jellico Electric & Wa...	Account # 00...	2221 · Vendors		113.61	13,003.59
Bill Pmt -Check	02/20/2018	7442	K E Andrews and C...		2221 · Vendors		3,500.00	9,503.59
Bill Pmt -Check	02/20/2018	7443	Keystone-Beard Eq...		2221 · Vendors		198.84	9,304.75
Bill Pmt -Check	02/20/2018	7444	LMJ Industries		2221 · Vendors		2,000.00	7,304.75
Bill Pmt -Check	02/20/2018	7445	Mesa Consolidated ...	Acc # 045127...	2221 · Vendors		51.61	7,253.14
Bill Pmt -Check	02/20/2018	7446	Northfork Electric C...	Acct # 12975...	2221 · Vendors		47.65	7,205.49
Bill Pmt -Check	02/20/2018	7447	Public Service Co.	Account # 95...	2221 · Vendors		44.22	7,161.27
Bill Pmt -Check	02/20/2018	7448	Purchase Power	Acct # 8000-9...	2221 · Vendors		400.00	6,761.27
Bill Pmt -Check	02/20/2018	7449	Quill	Account # C2...	2221 · Vendors		441.12	6,320.15
Bill Pmt -Check	02/20/2018	7450	SoCal Gas	Account # 10...	2221 · Vendors		90.99	6,229.16
Bill Pmt -Check	02/20/2018	7451	Solutions Practice M...	Account # 22...	2221 · Vendors		60.00	6,169.16
Bill Pmt -Check	02/20/2018	7452	Battery Backup Pow...	January	2221 · Vendors		598.91	5,570.25
Bill Pmt -Check	02/20/2018	7453	Southern California ...	Customer acc...	2221 · Vendors		286.30	5,283.95
Bill Pmt -Check	02/20/2018	7454	Enbridge/Spectra E...	Account # 29...	2221 · Vendors		1,675.08	3,608.87
Bill Pmt -Check	02/20/2018	7455	State of California	20-5778213 2...	2221 · Vendors		80.04	3,528.83
Bill Pmt -Check	02/20/2018	7456	The Town of Grace...		2221 · Vendors		75.00	3,453.83
Bill Pmt -Check	02/20/2018	7457	Time Warner Cable	Account # 84...	2221 · Vendors		290.46	3,163.37
Bill Pmt -Check	02/20/2018	7458	Tri-Star Energy Con...		2221 · Vendors		8,016.00	-4,852.63
Bill Pmt -Check	02/20/2018	7459	Tuff Fire & Safety, Inc.		2221 · Vendors		560.25	-5,412.88
Bill Pmt -Check	02/20/2018	7460	U S Postmaster		2221 · Vendors		116.00	-5,528.88
Bill Pmt -Check	02/20/2018	7461	Valir Physical Therapy		2221 · Vendors		60.00	-5,588.88
Bill Pmt -Check	02/20/2018	7462	Western Exterminat...	Cust # 15043...	2221 · Vendors		75.00	-5,663.88
Bill Pmt -Check	02/20/2018	7463	Windstream	Account # 04...	2221 · Vendors		323.98	-5,987.86
Payment	02/20/2018	1010	Navitas Utility TX, LLC		1201 · From m...	25,000.00		19,012.14
Bill Pmt -Check	02/20/2018	7464	Time Warner Cable	Account # 84...	2221 · Vendors		713.45	18,298.69
General Journal	02/20/2018	180220		Stop payment...	6320 · Bank fees		25.00	18,273.69
Bill Pmt -Check	02/21/2018	Transfer	ADP		2221 · Vendors		26,795.35	-8,521.66
Bill Pmt -Check	02/21/2018	Transfer	ADP		2221 · Vendors		9,599.78	-18,121.44
Bill Pmt -Check	02/21/2018	Transfer	ADP		2221 · Vendors		3,283.89	-21,405.33
Bill Pmt -Check	02/21/2018	7465	Clearwater Enterpris...	Financial Mon...	2221 · Vendors		41,000.00	-62,405.33
Bill Pmt -Check	02/21/2018	7466	Russmar Utility Man...		2221 · Vendors		2,000.00	-64,405.33
Bill Pmt -Check	02/21/2018	7467	Barbara Uhrig		2221 · Vendors		200.00	-64,605.33
Bill Pmt -Check	02/23/2018	Transfer	ADP		2221 · Vendors		99.35	-64,704.68
Bill Pmt -Check	02/23/2018	Transfer	ADP		2221 · Vendors		49.95	-64,754.63
Bill Pmt -Check	02/23/2018	Transfer	ADP		2221 · Vendors		195.50	-64,950.13
Bill Pmt -Check	02/23/2018	7468	Petrol Energy, LLC		2221 · Vendors		47,412.81	-112,362.94
Payment	02/23/2018	1720	Fort Cobb Fuel Auth...		1201 · From m...	74,571.37		-37,791.57
Payment	02/23/2018	1378	Navitas TN NG LLC		1201 · From m...	37,631.19		-160.38
Payment	02/23/2018	1331	Navitas OK3, LLC		1201 · From m...	6,634.64		6,474.26
Bill Pmt -Check	02/26/2018	Transfer	United Healthcare	Customer # 4...	2221 · Vendors		12,977.56	-6,503.30

Navitas Utility Corporation
General Ledger
As of December 31, 2018

Type	Date	Num	Name	Memo	Split	Debit	Credit	Balance
Bill Pmt -Check	02/26/2018	Transfer	United Healthcare	Customer # 5...	2221 · Vendors		26,923.74	-33,427.04
General Journal	02/26/2018	180226		Move money	1201 · From m...		3,248.31	-36,675.35
Bill Pmt -Check	02/26/2018	7469	Navitas 1, LLC		2221 · Vendors		20,160.00	-56,835.35
Payment	02/27/2018	1699	Fort Cobb Fuel Auth...		1201 · From m...	66,770.00		9,934.65
Payment	02/27/2018	1379	Navitas TN NG LLC		1201 · From m...	45,000.00		54,934.65
Payment	02/27/2018	1721	Fort Cobb Fuel Auth...		1201 · From m...	40,000.00		94,934.65
Bill Pmt -Check	02/28/2018	Transfer	ADP		2221 · Vendors		22,174.56	72,760.09
Bill Pmt -Check	02/28/2018	Transfer	ADP		2221 · Vendors		9,982.58	62,777.51
Bill Pmt -Check	02/28/2018	Transfer	ADP		2221 · Vendors		1,864.69	60,912.82
Bill Pmt -Check	02/28/2018	7470	Clearwater Enterpris...		2221 · Vendors		41,595.60	19,317.22
Bill Pmt -Check	03/01/2018	7471	5100 Gaylord G Flood		2221 · Vendors		7,984.38	11,332.84
Bill Pmt -Check	03/01/2018	7472	A New Energy LLC		2221 · Vendors		4,166.66	7,166.18
Bill Pmt -Check	03/01/2018	7473	Ally	024923459722	2221 · Vendors		645.10	6,521.08
Bill Pmt -Check	03/01/2018	7474	B & B Meter Service		2221 · Vendors		2,921.75	3,599.33
Bill Pmt -Check	03/01/2018	7475	Bayou Engineering ...		2221 · Vendors		2,379.80	1,219.53
Bill Pmt -Check	03/01/2018	7476	Cotton Electric Coop...	Acc # 270660...	2221 · Vendors		72.58	1,146.95
Bill Pmt -Check	03/01/2018	7477	England Ford Inc		2221 · Vendors		890.10	256.85
Bill Pmt -Check	03/01/2018	7478	IPFS Corporation	Account # TX...	2221 · Vendors		5,026.93	-4,770.08
Bill Pmt -Check	03/01/2018	7479	Liberty Mutual Insur...	Account # 40...	2221 · Vendors		3,826.66	-8,596.74
Bill Pmt -Check	03/01/2018	7480	Mike's Garage		2221 · Vendors		411.55	-9,008.29
Bill Pmt -Check	03/01/2018	7481	NALLC - gas facilities		2221 · Vendors		23,254.38	-32,262.67
Bill Pmt -Check	03/01/2018	7482	Navitas Communica...		2221 · Vendors		2,000.00	-34,262.67
Bill Pmt -Check	03/01/2018	7483	Oglesby Volunteer F...	VOID: Annual...	2221 · Vendors	0.00		-34,262.67
Bill Pmt -Check	03/01/2018	7484	Pioneer Telephone ...	Account # PT...	2221 · Vendors		103.86	-34,366.53
Bill Pmt -Check	03/01/2018	7485	Public Service Co.		2221 · Vendors		232.43	-34,598.96
Bill Pmt -Check	03/01/2018	7486	Oglesby Volunteer F...	Annual Volunt...	2221 · Vendors		50.00	-34,648.96
Bill Pmt -Check	03/01/2018	7487	Praxair Distribution I...		2221 · Vendors		3,056.69	-37,705.65
Bill Pmt -Check	03/01/2018	7488	5100 Roberto Miranda		2221 · Vendors		330.00	-38,035.65
Bill Pmt -Check	03/02/2018	Transfer	ADP		2221 · Vendors		76.19	-38,111.84
Bill Pmt -Check	03/02/2018	Transfer	ADP		2221 · Vendors		252.50	-38,364.34
Bill Pmt -Check	03/02/2018	7489	Navitas 1, LLC		2221 · Vendors		10,080.00	-48,444.34
Bill Pmt -Check	03/05/2018	Transfer	Optum	Account # 3Y...	2221 · Vendors		580.00	-49,024.34
Check	03/05/2018	ACH	Bank 7 Credit Cards		-SPLIT-		14,961.00	-63,985.34
Payment	03/05/2018	Transfer	Fort Cobb Fuel Auth...		1201 · From m...	70,000.00		6,014.66
Payment	03/06/2018	Transfer	Fort Cobb Fuel Auth...		1201 · From m...	50,000.00		56,014.66
Bill Pmt -Check	03/07/2018	7490	Southern Star Centr...		2221 · Vendors		11,524.28	44,490.38
Bill Pmt -Check	03/07/2018	Transfer	ADP		2221 · Vendors		26,288.74	18,201.64
Bill Pmt -Check	03/07/2018	Transfer	ADP		2221 · Vendors		9,395.21	8,806.43
Bill Pmt -Check	03/07/2018	Transfer	ADP		2221 · Vendors		3,318.63	5,487.80
Bill Pmt -Check	03/07/2018	7491	Clearwater Enterpris...	Financial Mon...	2221 · Vendors		41,000.00	-35,512.20
Payment	03/08/2018	1190	Navitas Winstar LLC		1201 · From m...	8,972.00		-26,540.20
Payment	03/08/2018	1381	Navitas TN NG LLC		1201 · From m...	25,000.00		-1,540.20
Payment	03/08/2018	1701	Fort Cobb Fuel Auth...		1201 · From m...	50,000.00		48,459.80
Payment	03/08/2018	1725	Fort Cobb Fuel Auth...		1201 · From m...	50,000.00		98,459.80
Bill Pmt -Check	03/08/2018	7492	5100 Scott Kniess	VOID: 2017	2221 · Vendors	0.00		98,459.80
Bill Pmt -Check	03/08/2018	7493	Access Cable Televi...	Acct # 09-003...	2221 · Vendors		144.22	98,315.58
Bill Pmt -Check	03/08/2018	7494	AFCO	04-98926209-...	2221 · Vendors		828.33	97,487.25
Bill Pmt -Check	03/08/2018	7495	Aflac	Accout #: FG...	2221 · Vendors		153.12	97,334.13
Bill Pmt -Check	03/08/2018	7496	Ally	611925685889	2221 · Vendors		655.22	96,678.91

Navitas Utility Corporation
General Ledger
As of December 31, 2018

Type	Date	Num	Name	Memo	Split	Debit	Credit	Balance
Bill Pmt -Check	03/08/2018	7497	Bank 7	Loan 1010669	2221 · Vendors		3,835.62	92,843.29
Bill Pmt -Check	03/08/2018	7498	CenterPoint Energy ...	Customer ID: ...	2221 · Vendors		3,032.42	89,810.87
Bill Pmt -Check	03/08/2018	7499	CKenergy Electric C...		2221 · Vendors		345.00	89,465.87
Bill Pmt -Check	03/08/2018	7500	DirecTV	Account # 03...	2221 · Vendors		138.98	89,326.89
Bill Pmt -Check	03/08/2018	7501	E & S Oil Company		2221 · Vendors		44.00	89,282.89
Bill Pmt -Check	03/08/2018	7502	EGW Utilities, Inc.	Customer ID ...	2221 · Vendors		262.76	89,020.13
Bill Pmt -Check	03/08/2018	7503	F & M Bank	Loan 9995000	2221 · Vendors		630.87	88,389.26
Bill Pmt -Check	03/08/2018	7504	Farmers Coop Mill &...		2221 · Vendors		53.37	88,335.89
Bill Pmt -Check	03/08/2018	7505	Ford Credit	Account # 56...	2221 · Vendors		912.53	87,423.36
Bill Pmt -Check	03/08/2018	7506	Harmon Electric Ass...	Account # 50...	2221 · Vendors		130.09	87,293.27
Bill Pmt -Check	03/08/2018	7507	Haskell County Wat...	Acc # 10-1240	2221 · Vendors		18.00	87,275.27
Bill Pmt -Check	03/08/2018	7508	Hudson Country Sto...	Acct # 04361	2221 · Vendors		88.68	87,186.59
Bill Pmt -Check	03/08/2018	7509	Hudson Equipment		2221 · Vendors		38.47	87,148.12
Bill Pmt -Check	03/08/2018	7510	Jenkins Oilfield Sup...	Customer Acc...	2221 · Vendors		293.52	86,854.60
Bill Pmt -Check	03/08/2018	7511	Kentucky Undergrou...	Customer ID: ...	2221 · Vendors		3.00	86,851.60
Bill Pmt -Check	03/08/2018	7512	Klint Alexander	December 2017	2221 · Vendors		1,000.00	85,851.60
Bill Pmt -Check	03/08/2018	7513	Legacy Bank		2221 · Vendors		75.00	85,776.60
Bill Pmt -Check	03/08/2018	7514	LMJ Industries		2221 · Vendors		1,000.00	84,776.60
Bill Pmt -Check	03/08/2018	7515	Motley Gin, Inc.	Account ID: N...	2221 · Vendors		439.72	84,336.88
Bill Pmt -Check	03/08/2018	7516	O'Reilly Auto Parts		2221 · Vendors		183.74	84,153.14
Bill Pmt -Check	03/08/2018	7517	Oklahoma Natural G...		2221 · Vendors		4,723.52	79,429.62
Bill Pmt -Check	03/08/2018	7518	Opal Leach		2221 · Vendors		250.00	79,179.62
Bill Pmt -Check	03/08/2018	7519	Pioneer Cellular - us...	Account # CN...	2221 · Vendors		109.33	79,070.29
Bill Pmt -Check	03/08/2018	7520	Prince Plumbing LLC		2221 · Vendors		8.94	79,061.35
Bill Pmt -Check	03/08/2018	7521	Professional Compli...		2221 · Vendors		80.00	78,981.35
Bill Pmt -Check	03/08/2018	7522	Public Service Co.	Account # 95...	2221 · Vendors		95.20	78,886.15
Bill Pmt -Check	03/08/2018	7523	Quinton Parts Supply		2221 · Vendors		13.05	78,873.10
Bill Pmt -Check	03/08/2018	7524	Rainmaker Sales, Inc.		2221 · Vendors		540.57	78,332.53
Bill Pmt -Check	03/08/2018	7525	Ron Comingdeer & ...		2221 · Vendors		2,083.00	76,249.53
Bill Pmt -Check	03/08/2018	7526	Sonitrol Orange Cou...	Customer # 3...	2221 · Vendors		141.15	76,108.38
Bill Pmt -Check	03/08/2018	7527	Stephens Co. Rural ...	Account A-04...	2221 · Vendors		35.00	76,073.38
Bill Pmt -Check	03/08/2018	7528	Steve Jolley		2221 · Vendors		2,500.00	73,573.38
Bill Pmt -Check	03/08/2018	7529	Totah Communicati...	account # 7460	2221 · Vendors		291.34	73,282.04
Bill Pmt -Check	03/08/2018	7530	Tri-Star Energy Con...		2221 · Vendors		4,008.00	69,274.04
Bill Pmt -Check	03/08/2018	7531	Unifirst Holdings, In...		2221 · Vendors		917.87	68,356.17
Bill Pmt -Check	03/08/2018	7532	Unifirst Holdings, In...		2221 · Vendors		173.30	68,182.87
Bill Pmt -Check	03/08/2018	7533	Unifirst Holdings, In...		2221 · Vendors		290.15	67,892.72
Bill Pmt -Check	03/08/2018	7534	Unifirst Holdings, In...		2221 · Vendors		163.50	67,729.22
Bill Pmt -Check	03/08/2018	7535	Unifirst Holdings, In...		2221 · Vendors		106.59	67,622.63
Bill Pmt -Check	03/08/2018	7536	US Cellular	Account # 84...	2221 · Vendors		403.92	67,218.71
Bill Pmt -Check	03/08/2018	7537	Velma Public Works...		2221 · Vendors		100.00	67,118.71
Bill Pmt -Check	03/08/2018	7538	Verizon Wireless	Account # 87...	2221 · Vendors		786.28	66,332.43
Bill Pmt -Check	03/08/2018	7539	Volunteer Trenching		2221 · Vendors		250.00	66,082.43
Bill Pmt -Check	03/08/2018	7540	X Stream Services	0013081	2221 · Vendors		380.98	65,701.45
Bill Pmt -Check	03/08/2018	7541	Ally	024921495072	2221 · Vendors		593.55	65,107.90
Bill Pmt -Check	03/08/2018	7542	DirecTV	Account # 08...	2221 · Vendors		48.99	65,058.91
Bill Pmt -Check	03/08/2018	7543	Battery Backup Pow...	February	2221 · Vendors		590.59	64,468.32
Bill Pmt -Check	03/08/2018	7544	Ally	024924239093	2221 · Vendors		602.92	63,865.40
Bill Pmt -Check	03/08/2018	7545	England Ford Inc	Cust # 1024	2221 · Vendors		1.10	63,864.30

Navitas Utility Corporation
General Ledger
As of December 31, 2018

Type	Date	Num	Name	Memo	Split	Debit	Credit	Balance
Bill Pmt -Check	03/09/2018	Transfer	ADP		2221 · Vendors		198.35	63,665.95
Check	03/10/2018	Auto ...	KOC Insurance		924 · Insurance		88.85	63,577.10
Bill Pmt -Check	03/12/2018	7546	Navitas 1, LLC		2221 · Vendors		10,080.00	53,497.10
Payment	03/13/2018	1332	System NOK3		1201 · From m...	3,791.36		57,288.46
Payment	03/13/2018	1332	Navitas OK3, LLC		1201 · From m...	10,000.00		67,288.46
Payment	03/13/2018	1384	Navitas TN NG LLC		1201 · From m...	2,683.09		69,971.55
Payment	03/13/2018	1383	System NTNNG		1201 · From m...	1,794.63		71,766.18
Payment	03/13/2018	1307	System NKYNG		1201 · From m...	200.85		71,967.03
Payment	03/13/2018	1191	Navitas Winstar LLC		1201 · From m...	10,000.00		81,967.03
Payment	03/13/2018	1702	System FCFALD		1201 · From m...	14,082.44		96,049.47
Payment	03/13/2018	1703	Fort Cobb Fuel Auth...		1201 · From m...	56,236.00		152,285.47
Payment	03/13/2018	1726	System FCFA		1201 · From m...	29,663.81		181,949.28
Payment	03/13/2018	1727	Fort Cobb Fuel Auth...		1201 · From m...	40,000.00		221,949.28
Bill Pmt -Check	03/13/2018	7547	A New Energy LLC		2221 · Vendors		4,166.66	217,782.62
Bill Pmt -Check	03/13/2018	7548	B & B Meter Service		2221 · Vendors		1,125.46	216,657.16
Bill Pmt -Check	03/13/2018	7549	B & W Pipeline		2221 · Vendors		28,919.29	187,737.87
Bill Pmt -Check	03/13/2018	7550	Continental Industrie...		2221 · Vendors		4,893.60	182,844.27
Bill Pmt -Check	03/13/2018	7551	Sparta Energy	December Pr...	2221 · Vendors		24,649.96	158,194.31
Bill Pmt -Check	03/13/2018	7552	HBC CPAs & Advisors	Client no 05761	2221 · Vendors		9,150.00	149,044.31
Bill Pmt -Check	03/13/2018	7553	Isco Industries, LLC		2221 · Vendors		2,853.25	146,191.06
Bill Pmt -Check	03/13/2018	7554	Navitas Communica...		2221 · Vendors		2,000.00	144,191.06
Bill Pmt -Check	03/14/2018	7555	Clearwater Enterpris...		2221 · Vendors		41,869.23	102,321.83
Bill Pmt -Check	03/14/2018	Transfer	ADP		2221 · Vendors		21,993.89	80,327.94
Bill Pmt -Check	03/14/2018	Transfer	ADP		2221 · Vendors		9,932.30	70,395.64
Bill Pmt -Check	03/14/2018	Transfer	ADP		2221 · Vendors		1,864.69	68,530.95
General Journal	03/14/2018	10371...		COBRA check	926 · Employe...	2,277.35		70,808.30
General Journal	03/14/2018	11905			417 · Revenue...	700.00		71,508.30
Bill Pmt -Check	03/14/2018	7556	DeBritton Aviation Ltd.		2221 · Vendors		1,500.00	70,008.30
Bill Pmt -Check	03/14/2018	7557	DeBritton Holdings, ...		2221 · Vendors		1,200.00	68,808.30
General Journal	03/14/2018	180314		ADP refund	2221 · Vendors	784.84		69,593.14
General Journal	03/16/2018	180316		PayChex credit	2221 · Vendors	65.00		69,658.14
Bill Pmt -Check	03/16/2018	Transfer	ADP		2221 · Vendors		249.65	69,408.49
Bill Pmt -Check	03/20/2018	7558	Airgas, Inc.		2221 · Vendors		121.99	69,286.50
Bill Pmt -Check	03/20/2018	7559	Ally	611927038563	2221 · Vendors		543.33	68,743.17
Bill Pmt -Check	03/20/2018	7560	The Anadarko Daily ...		2221 · Vendors		87.00	68,656.17
Bill Pmt -Check	03/20/2018	7561	AT&T Mobility	287021588346	2221 · Vendors		459.34	68,196.83
Bill Pmt -Check	03/20/2018	7562	CenterPoint Energy	7257756-2	2221 · Vendors		941.60	67,255.23
Bill Pmt -Check	03/20/2018	7563	Cintas Corporation #...		2221 · Vendors		75.00	67,180.23
Bill Pmt -Check	03/20/2018	7564	Cotton Electric Coop...	Acc # 270660...	2221 · Vendors		75.36	67,104.87
Bill Pmt -Check	03/20/2018	7565	Delgasco, Inc.	Account # 16...	2221 · Vendors		31,272.40	35,832.47
Bill Pmt -Check	03/20/2018	7566	Enable Gas Transmi...		2221 · Vendors		10,015.25	25,817.22
Bill Pmt -Check	03/20/2018	7567	Enable Oklahoma In...		2221 · Vendors		7,542.80	18,274.42
Bill Pmt -Check	03/20/2018	7568	England Ford Inc		2221 · Vendors		114.07	18,160.35
Bill Pmt -Check	03/20/2018	7569	Equity Exchange	Account # 353	2221 · Vendors		2,884.36	15,275.99
Bill Pmt -Check	03/20/2018	7570	F & G Service		2221 · Vendors		1,469.25	13,806.74
Bill Pmt -Check	03/20/2018	7571	Farris Bobango Bra...		2221 · Vendors		3,000.00	10,806.74
Bill Pmt -Check	03/20/2018	7572	First Volunteer Bank		2221 · Vendors		11.00	10,795.74
Bill Pmt -Check	03/20/2018	7573	Full Spectrum Servi...		2221 · Vendors		200.00	10,595.74
Bill Pmt -Check	03/20/2018	7574	GM Financial	Acct # 21100...	2221 · Vendors		669.98	9,925.76

Navitas Utility Corporation
General Ledger
As of December 31, 2018

Type	Date	Num	Name	Memo	Split	Debit	Credit	Balance
Bill Pmt -Check	03/20/2018	7575	Green's Tire & Oil		2221 · Vendors		1,046.40	8,879.36
Bill Pmt -Check	03/20/2018	7576	Guardian	Group ID: 00 ...	2221 · Vendors		295.67	8,583.69
Bill Pmt -Check	03/20/2018	7577	H & C Services and ...		2221 · Vendors		19.07	8,564.62
Bill Pmt -Check	03/20/2018	7578	Isco Industries, LLC		2221 · Vendors		669.98	7,894.64
Bill Pmt -Check	03/20/2018	7579	Jellico Electric & Wa...	Account # 00...	2221 · Vendors		102.08	7,792.56
Bill Pmt -Check	03/20/2018	7580	Jellico Life Saving &...		2221 · Vendors		40.00	7,752.56
Bill Pmt -Check	03/20/2018	7581	Kentucky Undergrou...	Customer ID: ...	2221 · Vendors		10.50	7,742.06
Bill Pmt -Check	03/20/2018	7582	Klint Alexander	January 2018	2221 · Vendors		1,000.00	6,742.06
Bill Pmt -Check	03/20/2018	7583	Liberty Mutual Insur...	Account # 40...	2221 · Vendors		4,550.16	2,191.90
Bill Pmt -Check	03/20/2018	7584	Locke Supply		2221 · Vendors		326.17	1,865.73
Bill Pmt -Check	03/20/2018	7585	Miguel Morales		2221 · Vendors		650.00	1,215.73
Bill Pmt -Check	03/20/2018	7586	Mike's Garage		2221 · Vendors		340.00	875.73
Bill Pmt -Check	03/20/2018	7587	Monday's Stop N Sh...		2221 · Vendors		3,547.30	-2,671.57
Bill Pmt -Check	03/20/2018	7588	Mountain Valley Sup...		2221 · Vendors		329.44	-3,001.01
Bill Pmt -Check	03/20/2018	7589	Natural Gas Pipeline...	Acct # 5319 / ...	2221 · Vendors		489.16	-3,490.17
Bill Pmt -Check	03/20/2018	7590	Northfork Electric C...	Acct # 12975...	2221 · Vendors		46.31	-3,536.48
Bill Pmt -Check	03/20/2018	7591	O'Reilly Auto Parts		2221 · Vendors		171.26	-3,707.74
Bill Pmt -Check	03/20/2018	7592	Oklahoma Natural G...		2221 · Vendors		4,727.22	-8,434.96
Bill Pmt -Check	03/20/2018	7593	Petrol Energy, LLC		2221 · Vendors		88,258.25	-96,693.21
Bill Pmt -Check	03/20/2018	7594	Public Service Co.		2221 · Vendors		69.29	-96,762.50
Bill Pmt -Check	03/20/2018	7595	Purchase Power	Acct # 8000-9...	2221 · Vendors		803.00	-97,565.50
Bill Pmt -Check	03/20/2018	7596	R & R Water /Culligan	Account # 2279	2221 · Vendors		53.00	-97,618.50
Bill Pmt -Check	03/20/2018	7597	Red River Valley Ru...	Account # 19...	2221 · Vendors		37.87	-97,656.37
Bill Pmt -Check	03/20/2018	7598	Ron Comingdeer & ...		2221 · Vendors		2,083.00	-99,739.37
Bill Pmt -Check	03/20/2018	7599	Russmar Utility Man...		2221 · Vendors		1,980.00	-101,719.37
Bill Pmt -Check	03/20/2018	7600	SoCal Gas	Account # 10...	2221 · Vendors		90.56	-101,809.93
Bill Pmt -Check	03/20/2018	7601	Southern California ...	Customer acc...	2221 · Vendors		289.24	-102,099.17
Bill Pmt -Check	03/20/2018	7602	Southern Star Centr...		2221 · Vendors		11,982.42	-114,081.59
Bill Pmt -Check	03/20/2018	7603	Enbridge/Spectra E...	Account # 29...	2221 · Vendors		1,671.98	-115,753.57
Bill Pmt -Check	03/20/2018		Streetmaster, LLC	QuickBooks g...	2221 · Vendors	0.00		-115,753.57
Bill Pmt -Check	03/20/2018	7604	Terminix Processing...		2221 · Vendors		323.00	-116,076.57
Bill Pmt -Check	03/20/2018	7605	The Country Conne...		2221 · Vendors		30.00	-116,106.57
Bill Pmt -Check	03/20/2018	7606	The Town of Grace...		2221 · Vendors		75.00	-116,181.57
Bill Pmt -Check	03/20/2018	7607	Time Warner Cable	Account # 84...	2221 · Vendors		290.59	-116,472.16
Bill Pmt -Check	03/20/2018	7608	Town of Eakly		2221 · Vendors		134.41	-116,606.57
Bill Pmt -Check	03/20/2018	7609	Western Exterminat...	Cust # 15043...	2221 · Vendors		75.00	-116,681.57
Bill Pmt -Check	03/20/2018	7610	Windstream	Account # 04...	2221 · Vendors		324.11	-117,005.68
Bill Pmt -Check	03/20/2018	7611	Ally	024923459722	2221 · Vendors		645.10	-117,650.78
Bill Pmt -Check	03/20/2018		TDH Construction	QuickBooks g...	2221 · Vendors	0.00		-117,650.78
Bill Pmt -Check	03/20/2018	7612	Time Warner Cable	Account # 84...	2221 · Vendors		710.33	-118,361.11
Payment	03/20/2018	1704	Fort Cobb Fuel Auth...		1201 · From m...	140,054.00		21,692.89
Payment	03/20/2018	1333	Navitas OK3, LLC		1201 · From m...	6,473.42		28,166.31
Payment	03/20/2018	1385	Navitas TN NG LLC		1201 · From m...	46,166.00		74,332.31
Payment	03/20/2018	1192	Navitas Winstar LLC		1201 · From m...	21,575.00		95,907.31
Bill Pmt -Check	03/21/2018	7613	Clearwater Enterpris...	Financial Mon...	2221 · Vendors		41,000.00	54,907.31
Bill Pmt -Check	03/21/2018	7614	5100 Anthony Fogle		2221 · Vendors		100.00	54,807.31
Bill Pmt -Check	03/21/2018	7615	5100 Athena Riff		2221 · Vendors		100.00	54,707.31
Bill Pmt -Check	03/21/2018	7616	5100 Bruce Lynn		2221 · Vendors		100.00	54,607.31
Bill Pmt -Check	03/21/2018	7617	5100 Chris Crenshaw		2221 · Vendors		100.00	54,507.31

Navitas Utility Corporation
General Ledger
As of December 31, 2018

Type	Date	Num	Name	Memo	Split	Debit	Credit	Balance
Bill Pmt -Check	03/21/2018	7618	5100 Colin Ratowski		2221 · Vendors		100.00	54,407.31
Bill Pmt -Check	03/21/2018	7619	5100 Darrel Gregory		2221 · Vendors		100.00	54,307.31
Bill Pmt -Check	03/21/2018	7620	5100 Javan L Shaw		2221 · Vendors		100.00	54,207.31
Bill Pmt -Check	03/21/2018	7621	5100 Jeff Fogle		2221 · Vendors		100.00	54,107.31
Bill Pmt -Check	03/21/2018	7622	5100 Jerod Shaw		2221 · Vendors		100.00	54,007.31
Bill Pmt -Check	03/21/2018	7623	5100 Jerry Walker		2221 · Vendors		100.00	53,907.31
Bill Pmt -Check	03/21/2018	7624	5100 John Gorman		2221 · Vendors		100.00	53,807.31
Bill Pmt -Check	03/21/2018	7625	5100 Johnny Good...		2221 · Vendors		100.00	53,707.31
Bill Pmt -Check	03/21/2018	7626	5100 Karri Crain		2221 · Vendors		100.00	53,607.31
Bill Pmt -Check	03/21/2018	7627	5100 Paula Lynn		2221 · Vendors		100.00	53,507.31
Bill Pmt -Check	03/21/2018	7628	5100 Robert Horsman		2221 · Vendors		100.00	53,407.31
Bill Pmt -Check	03/21/2018	7629	5100 Sam Crenshaw		2221 · Vendors		100.00	53,307.31
Bill Pmt -Check	03/21/2018	7630	5100 Scott Kniess	VOID:	2221 · Vendors	0.00		53,307.31
Bill Pmt -Check	03/21/2018	7631	5100 Shawn Enloe		2221 · Vendors		100.00	53,207.31
Bill Pmt -Check	03/21/2018	7632	5100 Steven Yearw...		2221 · Vendors		100.00	53,107.31
Bill Pmt -Check	03/21/2018	7633	5100 Tammy Fugate	VOID:	2221 · Vendors	0.00		53,107.31
Bill Pmt -Check	03/21/2018	7634	5100 Trenda Kelley		2221 · Vendors		100.00	53,007.31
Bill Pmt -Check	03/21/2018	7635	5100 Trenton Pearcy		2221 · Vendors		100.00	52,907.31
Bill Pmt -Check	03/21/2018	7636	5100 Valarie King		2221 · Vendors		100.00	52,807.31
Bill Pmt -Check	03/21/2018	7637	5100 Woody Sitton		2221 · Vendors		100.00	52,707.31
Bill Pmt -Check	03/21/2018	7638	5100 Tammy Fugate		2221 · Vendors		100.00	52,607.31
Bill Pmt -Check	03/21/2018	Transfer	ADP		2221 · Vendors		23,692.60	28,914.71
Bill Pmt -Check	03/21/2018	Transfer	ADP		2221 · Vendors		8,571.79	20,342.92
Bill Pmt -Check	03/21/2018	Transfer	ADP		2221 · Vendors		3,184.29	17,158.63
Check	03/21/2018	7639	5100 Bill Radford	Employee Loan	1804-BR · Bill ...		786.60	16,372.03
General Journal	03/22/2018	180322		OK SUI rate c...	2221 · Vendors	81.50		16,453.53
Bill Pmt -Check	03/22/2018	Transfer	Optum	Account # 3Y...	2221 · Vendors		180.00	16,273.53
Bill Pmt -Check	03/22/2018	7640	B & W Pipeline		2221 · Vendors		13,936.80	2,336.73
General Journal	03/22/2018	180323		Stop payment...	6320 · Bank fees		25.00	2,311.73
Bill Pmt -Check	03/23/2018	Transfer	ADP		2221 · Vendors		14.00	2,297.73
Bill Pmt -Check	03/23/2018	Transfer	ADP		2221 · Vendors		202.50	2,095.23
Payment	03/23/2018	502	K Pearcy		1251 · Other	294.14		2,389.37
Payment	03/23/2018	6390	K Pearcy		1251 · Other	413.94		2,803.31
Bill Pmt -Check	03/26/2018	7641	TDH Construction		2221 · Vendors		1,294.37	1,508.94
Bill Pmt -Check	03/26/2018	7642	5100 Scott Kniess		2221 · Vendors		936.25	572.69
General Journal	03/26/2018	180326		Stop payment...	-SPLIT-		25.00	547.69
General Journal	03/26/2018	180326		Stop payment...	1107 · Checkin...		25.00	522.69
Bill Pmt -Check	03/27/2018	Transfer	United Healthcare	Customer # 4...	2221 · Vendors		5,930.46	-5,407.77
Bill Pmt -Check	03/27/2018	Transfer	United Healthcare	Customer # 5...	2221 · Vendors		27,099.38	-32,507.15
Bill Pmt -Check	03/27/2018	ACH	American Interstate ...	Policy AVWC...	2221 · Vendors		1,525.25	-34,032.40
Bill Pmt -Check	03/27/2018	7643	NALLC - gas facilities	VOID:	2221 · Vendors	0.00		-34,032.40
Bill Pmt -Check	03/27/2018	7644	Navitas 1, LLC		2221 · Vendors		3,080.00	-37,112.40
Bill Pmt -Check	03/27/2018	7645	NALLC - gas facilities		2221 · Vendors		5,172.16	-42,284.56
Bill Pmt -Check	03/27/2018	7646	NALLC - gas facilities		2221 · Vendors		5,000.00	-47,284.56
Bill Pmt -Check	03/28/2018	7647	Clearwater Enterpris...		2221 · Vendors		40,838.51	-88,123.07
Payment	03/28/2018	1738	Fort Cobb Fuel Auth...		1201 · From m...	110,381.53		22,258.46
Payment	03/28/2018	1711	Fort Cobb Fuel Auth...		1201 · From m...	60,000.00		82,258.46
Bill Pmt -Check	03/29/2018	Transfer	ADP		2221 · Vendors		21,993.85	60,264.61
Bill Pmt -Check	03/29/2018	Transfer	ADP		2221 · Vendors		9,931.04	50,333.57

Navitas Utility Corporation
General Ledger
As of December 31, 2018

Type	Date	Num	Name	Memo	Split	Debit	Credit	Balance
Bill Pmt -Check	03/29/2018	Transfer	ADP		2221 · Vendors		1,864.69	48,468.88
Bill Pmt -Check	03/29/2018	7649	5100 Roberto Miranda		2221 · Vendors		330.00	48,138.88
Bill Pmt -Check	03/29/2018	7650	TDH Construction	VOID:	2221 · Vendors	0.00		48,138.88
Bill Pmt -Check	03/29/2018	7651	TDH Construction		2221 · Vendors		1,570.00	46,568.88
Bill Pmt -Check	03/30/2018	Transfer	ADP		2221 · Vendors		49.95	46,518.93
Bill Pmt -Check	03/30/2018	Transfer	ADP		2221 · Vendors		96.75	46,422.18
Bill Pmt -Check	03/30/2018	Transfer	ADP		2221 · Vendors		326.71	46,095.47
Bill Pmt -Check	03/30/2018	Transfer	ADP		2221 · Vendors		243.95	45,851.52
General Journal	03/30/2018	180330		Interest on ov...	427 · Interest ...		9.03	45,842.49
Bill Pmt -Check	04/02/2018	7652	A New Energy LLC		2221 · Vendors		4,166.66	41,675.83
Bill Pmt -Check	04/02/2018	7653	Access Cable Televi...	Acct # 09-003...	2221 · Vendors		144.22	41,531.61
Bill Pmt -Check	04/02/2018	7654	Aflac	Accout #: FG...	2221 · Vendors		153.12	41,378.49
Bill Pmt -Check	04/02/2018	7655	Ally	024922596418	2221 · Vendors		624.64	40,753.85
Bill Pmt -Check	04/02/2018	7656	B & B Meter Service		2221 · Vendors		3,296.32	37,457.53
Bill Pmt -Check	04/02/2018	7657	CenterPoint Energy ...	Customer ID: ...	2221 · Vendors		2,303.45	35,154.08
Bill Pmt -Check	04/02/2018	7658	Don Hardy Fuel Effi...		2221 · Vendors		505.66	34,648.42
Bill Pmt -Check	04/02/2018	7659	F & M Bank	Loan 9995000	2221 · Vendors		630.87	34,017.55
Bill Pmt -Check	04/02/2018	7660	Farris Bobango Bra...		2221 · Vendors		1,500.00	32,517.55
Bill Pmt -Check	04/02/2018	7661	Full Spectrum Servi...		2221 · Vendors		200.00	32,317.55
Bill Pmt -Check	04/02/2018	7662	H & C Services and ...		2221 · Vendors		125.42	32,192.13
Bill Pmt -Check	04/02/2018	7663	Harold's Auto Supply		2221 · Vendors		366.14	31,825.99
Bill Pmt -Check	04/02/2018	7664	Hudson Country Sto...		2221 · Vendors		390.14	31,435.85
Bill Pmt -Check	04/02/2018	7665	Hudson Equipment		2221 · Vendors		198.69	31,237.16
Bill Pmt -Check	04/02/2018	7666	IPFS Corporation	Account # TX...	2221 · Vendors		5,026.93	26,210.23
Bill Pmt -Check	04/02/2018	7667	Isco Industries, LLC		2221 · Vendors		219.87	25,990.36
Bill Pmt -Check	04/02/2018	7668	Jenkins Oilfield Sup...	Customer Acc...	2221 · Vendors		705.11	25,285.25
Bill Pmt -Check	04/02/2018	7669	K E Andrews and C...		2221 · Vendors		3,500.00	21,785.25
Bill Pmt -Check	04/02/2018	7670	Klint Alexander	February 2018	2221 · Vendors		1,000.00	20,785.25
Bill Pmt -Check	04/02/2018	7671	Navitas Communica...		2221 · Vendors		2,000.00	18,785.25
Bill Pmt -Check	04/02/2018	7672	O'Reilly Auto Parts		2221 · Vendors		67.37	18,717.88
Bill Pmt -Check	04/02/2018	7673	Ochelata Utility Auth...	Account 1129	2221 · Vendors		134.28	18,583.60
Bill Pmt -Check	04/02/2018	7674	Oklahoma Natural G...	Acc # 212809...	2221 · Vendors		21.55	18,562.05
Bill Pmt -Check	04/02/2018	7675	Pioneer Telephone ...	Account # PT...	2221 · Vendors		92.09	18,469.96
Bill Pmt -Check	04/02/2018	7676	Public Service Co.		2221 · Vendors		285.91	18,184.05
Bill Pmt -Check	04/02/2018	7677	Quill		2221 · Vendors		490.19	17,693.86
Bill Pmt -Check	04/02/2018	7678	ReadyRefresh		2221 · Vendors		147.29	17,546.57
Bill Pmt -Check	04/02/2018	7679	Ron Comingdeer & ...		2221 · Vendors		2,083.00	15,463.57
Bill Pmt -Check	04/02/2018	7680	Russmar Utility Man...		2221 · Vendors		2,000.00	13,463.57
Bill Pmt -Check	04/02/2018	7681	Sonitrol Orange Cou...	Customer # 3...	2221 · Vendors		141.15	13,322.42
Bill Pmt -Check	04/02/2018	7682	Terminix Processing...	Cust # 7479088	2221 · Vendors		114.00	13,208.42
Bill Pmt -Check	04/02/2018	7683	Tom's Utility Service		2221 · Vendors		4,400.00	8,808.42
Bill Pmt -Check	04/02/2018	7684	Unifirst Holdings, In...		2221 · Vendors		718.72	8,089.70
Bill Pmt -Check	04/02/2018	7685	Unifirst Holdings, In...		2221 · Vendors		131.30	7,958.40
Bill Pmt -Check	04/02/2018	7686	Unifirst Holdings, In...		2221 · Vendors		159.36	7,799.04
Bill Pmt -Check	04/02/2018	7687	Unifirst Holdings, In...		2221 · Vendors		130.80	7,668.24
Bill Pmt -Check	04/02/2018	7688	Unifirst Holdings, In...		2221 · Vendors		79.72	7,588.52
Bill Pmt -Check	04/02/2018	7690	Verizon Wireless	Account # 87...	2221 · Vendors		788.64	6,799.88
Bill Pmt -Check	04/02/2018	7691	Ally	611925685889	2221 · Vendors		655.22	6,144.66
Bill Pmt -Check	04/02/2018	7692	Saddleback Automo...		2221 · Vendors		2,332.73	3,811.93

Navitas Utility Corporation
General Ledger
As of December 31, 2018

Type	Date	Num	Name	Memo	Split	Debit	Credit	Balance
Bill Pmt -Check	04/02/2018	Transfer	ADP		2221 · Vendors		23,840.65	-20,028.72
Bill Pmt -Check	04/02/2018	Transfer	ADP		2221 · Vendors		8,602.69	-28,631.41
Bill Pmt -Check	04/02/2018	Transfer	ADP		2221 · Vendors		3,184.63	-31,816.04
Check	04/04/2018	7648	5100 Bill Radford	Employee Loan	1804-BR · Bill ...		786.60	-32,602.64
Payment	04/04/2018	Transfer	Fort Cobb Fuel Auth...		1201 · From m...	50,000.00		17,397.36
Bill Pmt -Check	04/06/2018	Transfer	ADP		2221 · Vendors		195.50	17,201.86
Payment	04/09/2018	1275	Klent Lasley		1251 · Other	1,927.94		19,129.80
General Journal	04/09/2018	10373...		COBRA check	926 · Employe...	2,443.21		21,573.01
Bill Pmt -Check	04/09/2018	7693	5100 John Gorman	Bill Roddam	2221 · Vendors		100.00	21,473.01
Bill Pmt -Check	04/09/2018	7694	Ally	024921495072	2221 · Vendors		593.55	20,879.46
Bill Pmt -Check	04/09/2018	7695	Bank 7	Loan 1010669	2221 · Vendors		3,054.79	17,824.67
Bill Pmt -Check	04/09/2018	7696	Cart Farm & Home ...		2221 · Vendors		21.98	17,802.69
Bill Pmt -Check	04/09/2018	7697	CenterPoint Energy	7257756-2	2221 · Vendors		139.96	17,662.73
Bill Pmt -Check	04/09/2018	7698	CKenergy Electric C...		2221 · Vendors		363.00	17,299.73
Bill Pmt -Check	04/09/2018	7699	DirecTV	Account # 03...	2221 · Vendors		138.98	17,160.75
Bill Pmt -Check	04/09/2018	7700	E & S Oil Company		2221 · Vendors		36.25	17,124.50
Bill Pmt -Check	04/09/2018	7701	Enable Gas Transmi...		2221 · Vendors		10,251.82	6,872.68
Bill Pmt -Check	04/09/2018	7702	Enable Oklahoma In...		2221 · Vendors		3,662.60	3,210.08
Bill Pmt -Check	04/09/2018	7703	Equity Exchange	Account # 353	2221 · Vendors		2,770.48	439.60
Bill Pmt -Check	04/09/2018	7704	Farmers Coop Mill &...		2221 · Vendors		47.44	392.16
Bill Pmt -Check	04/09/2018	7705	Full Spectrum Servi...		2221 · Vendors		200.00	192.16
Bill Pmt -Check	04/09/2018	7706	Green's Tire & Oil		2221 · Vendors		153.70	38.46
Bill Pmt -Check	04/09/2018	7707	H & C Services and ...		2221 · Vendors		42.08	-3.62
Bill Pmt -Check	04/09/2018	7708	Harmon Electric Ass...	Account # 50...	2221 · Vendors		121.78	-125.40
Bill Pmt -Check	04/09/2018	7709	Haskell County Wat...	Acc # 10-1240	2221 · Vendors		19.80	-145.20
Bill Pmt -Check	04/09/2018	7710	HBC CPAs & Advisors	Client no 05761	2221 · Vendors		5,000.00	-5,145.20
Bill Pmt -Check	04/09/2018	7711	Jellico Electric & Wa...	Account # 00...	2221 · Vendors		88.35	-5,233.55
Bill Pmt -Check	04/09/2018	7712	Jensen Tractor Ranch		2221 · Vendors		248.83	-5,482.38
Bill Pmt -Check	04/09/2018	7713	Keystone-Beard Eq...		2221 · Vendors		426.25	-5,908.63
Bill Pmt -Check	04/09/2018	7714	Legacy Bank		2221 · Vendors		75.00	-5,983.63
Bill Pmt -Check	04/09/2018	7715	LMJ Industries		2221 · Vendors		1,000.00	-6,983.63
Bill Pmt -Check	04/09/2018	7716	Motley Gin, Inc.	Account ID: N...	2221 · Vendors		365.85	-7,349.48
Bill Pmt -Check	04/09/2018	7717	Natural Gas Pipeline...	Acct # 5319 / ...	2221 · Vendors		495.33	-7,844.81
Bill Pmt -Check	04/09/2018	7718	Ochelata Utility Auth...	Account 1129	2221 · Vendors		255.85	-8,100.66
Bill Pmt -Check	04/09/2018	7719	One Call Concepts, ...	Acct # NAVIT01	2221 · Vendors		0.50	-8,101.16
Bill Pmt -Check	04/09/2018	7720	Opal Leach		2221 · Vendors		250.00	-8,351.16
Bill Pmt -Check	04/09/2018	7721	Pioneer Cellular - us...	Account # CN...	2221 · Vendors		92.91	-8,444.07
Bill Pmt -Check	04/09/2018	7722	Pitney Bowes	Account # 00...	2221 · Vendors		634.38	-9,078.45
Bill Pmt -Check	04/09/2018	7723	Quill		2221 · Vendors		93.19	-9,171.64
Bill Pmt -Check	04/09/2018	7724	Quinton Parts Supply		2221 · Vendors		39.18	-9,210.82
Bill Pmt -Check	04/09/2018	7725	R & R Water /Culligan	Account # 2279	2221 · Vendors		38.16	-9,248.98
Bill Pmt -Check	04/09/2018	7726	Red River Valley Ru...	Account # 19...	2221 · Vendors		37.61	-9,286.59
Bill Pmt -Check	04/09/2018	7727	Rexnord Industries ...		2221 · Vendors		1,186.62	-10,473.21
Bill Pmt -Check	04/09/2018	7728	Southern Star Centr...		2221 · Vendors		10,516.28	-20,989.49
Bill Pmt -Check	04/09/2018	7729	Stephens Co. Rural ...	Account A-04...	2221 · Vendors		35.00	-21,024.49
Bill Pmt -Check	04/09/2018	7730	Steve Jolley		2221 · Vendors		2,500.00	-23,524.49
Bill Pmt -Check	04/09/2018	7731	Tate Boy's Tire & Se...		2221 · Vendors		39.50	-23,563.99
Bill Pmt -Check	04/09/2018	7732	Time Warner Cable	Account # 84...	2221 · Vendors		224.86	-23,788.85
Bill Pmt -Check	04/09/2018	7733	Tom's Ditching & Ba...		2221 · Vendors		285.00	-24,073.85

Navitas Utility Corporation
General Ledger
As of December 31, 2018

Type	Date	Num	Name	Memo	Split	Debit	Credit	Balance
Bill Pmt -Check	04/09/2018	7734	Tom's Utility Service		2221 · Vendors		4,400.00	-28,473.85
Bill Pmt -Check	04/09/2018	7735	Totah Communicati...	account # 7460	2221 · Vendors		290.75	-28,764.60
Bill Pmt -Check	04/09/2018	7736	Town of Eakly		2221 · Vendors		111.20	-28,875.80
Bill Pmt -Check	04/09/2018	7737	Tri-Star Energy Con...		2221 · Vendors		4,008.00	-32,883.80
Bill Pmt -Check	04/09/2018	7738	US Cellular	Account # 84...	2221 · Vendors		403.92	-33,287.72
Bill Pmt -Check	04/09/2018	7739	Velma Public Works...		2221 · Vendors		100.00	-33,387.72
Bill Pmt -Check	04/09/2018	7740	Volunteer Trenching		2221 · Vendors		250.00	-33,637.72
Bill Pmt -Check	04/09/2018	7741	Western Exterminat...	Cust # 15043...	2221 · Vendors		75.00	-33,712.72
Bill Pmt -Check	04/09/2018	7742	X Stream Services	0013081	2221 · Vendors		376.63	-34,089.35
Bill Pmt -Check	04/09/2018	7743	Zoll Medical Corpor...		2221 · Vendors		1,574.58	-35,663.93
Bill Pmt -Check	04/09/2018	7744	Ally	611927038563	2221 · Vendors		543.33	-36,207.26
Bill Pmt -Check	04/09/2018	7745	DirecTV	Account # 08...	2221 · Vendors		48.99	-36,256.25
Bill Pmt -Check	04/09/2018	7746	Time Warner Cable	Account # 84...	2221 · Vendors		41.75	-36,298.00
Bill Pmt -Check	04/09/2018	7747	Ally	024924239093	2221 · Vendors		702.92	-37,000.92
Bill Pmt -Check	04/09/2018	7748	Clearwater Enterpris...	Financial Mon...	2221 · Vendors		34,000.00	-71,000.92
Bill Pmt -Check	04/09/2018	7749	5100 Darrel Gregory	Klint Lasley	2221 · Vendors		100.00	-71,100.92
Payment	04/09/2018	1712	Fort Cobb Fuel Auth...		1201 · From m...	140,212.00		69,111.08
Payment	04/09/2018	1394	Navitas TN NG LLC		1201 · From m...	35,000.00		104,111.08
Payment	04/09/2018	1334	Navitas OK3, LLC		1201 · From m...	10,000.00		114,111.08
Payment	04/09/2018	1193	Navitas Winstar LLC		1201 · From m...	5,000.00		119,111.08
Bill Pmt -Check	04/09/2018	7750	Petrol Energy, LLC		2221 · Vendors		122,477.81	-3,366.73
Payment	04/09/2018	1739	Fort Cobb Fuel Auth...		1201 · From m...	38,350.00		34,983.27
Bill Pmt -Check	04/09/2018	7751	Battery Backup Pow...	March	2221 · Vendors		611.24	34,372.03
General Journal	04/09/2018	23504...		401k distributi...	926 · Employe...	0.26		34,372.29
Check	04/10/2018	Auto ...	KOC Insurance		924 · Insurance		94.50	34,277.79
Payment	04/10/2018	1395	Navitas TN NG LLC		1201 · From m...	4,000.00		38,277.79
Payment	04/10/2018	1740	Fort Cobb Fuel Auth...		1201 · From m...	25,000.00		63,277.79
General Journal	04/10/2018	LOC 1...		Pay down LOC	2307 · LOC - B...		30,000.00	33,277.79
Bill Pmt -Check	04/10/2018	7752	Paul Nouse	Damages	2221 · Vendors		1,000.00	32,277.79
Bill Pmt -Check	04/13/2018	Transfer	ADP		2221 · Vendors		243.95	32,033.84
Bill Pmt -Check	04/13/2018	ACH	Optum	Account # 3Y...	2221 · Vendors		310.00	31,723.84
Bill Pmt -Check	04/14/2018	7753	Clearwater Enterpris...	Financial Mon...	2221 · Vendors		34,000.00	-2,276.16
Bill Pmt -Check	04/16/2018	Transfer	ADP		2221 · Vendors		22,729.95	-25,006.11
Bill Pmt -Check	04/16/2018	Transfer	ADP		2221 · Vendors		10,184.88	-35,190.99
Bill Pmt -Check	04/16/2018	Transfer	ADP		2221 · Vendors		1,991.25	-37,182.24
General Journal	04/16/2018	180416		Investment in ...	1803 · Investm...		130,000.00	-167,182.24
General Journal	04/16/2018	111162		Refund overp...	427 · Interest ...	2.31		-167,179.93
Payment	04/16/2018	1714	Fort Cobb Fuel Auth...		1201 · From m...	50,000.00		-117,179.93
Payment	04/16/2018	1741	Fort Cobb Fuel Auth...		1201 · From m...	39,029.00		-78,150.93
Payment	04/16/2018	1396	Navitas TN NG LLC		1201 · From m...	31,000.00		-47,150.93
Payment	04/16/2018	1194	Navitas Winstar LLC		1201 · From m...	40,000.00		-7,150.93
Bill Pmt -Check	04/17/2018	7754	5100 Roberto Miranda		2221 · Vendors		670.00	-7,820.93
Bill Pmt -Check	04/18/2018	Transfer	ADP		2221 · Vendors		24,293.61	-32,114.54
Bill Pmt -Check	04/18/2018	Transfer	ADP		2221 · Vendors		8,829.58	-40,944.12
Bill Pmt -Check	04/18/2018	Transfer	ADP		2221 · Vendors		3,273.25	-44,217.37
General Journal	04/18/2018	180418		Return Invest...	-SPLIT-	55,000.00		10,782.63
Bill Pmt -Check	04/19/2018	7755	Navitas Communica...		2221 · Vendors		6,000.00	4,782.63
Bill Pmt -Check	04/20/2018	Transfer	ADP		2221 · Vendors		7.00	4,775.63
Bill Pmt -Check	04/20/2018	Transfer	ADP		2221 · Vendors		14.00	4,761.63

Navitas Utility Corporation
General Ledger
As of December 31, 2018

Type	Date	Num	Name	Memo	Split	Debit	Credit	Balance
Payment	04/20/2018	1335	Navitas OK3, LLC		1201 · From m...	10,158.15		14,919.78
Payment	04/20/2018	1311	Navitas KY NG LLC		1201 · From m...	52,846.87		67,766.65
Payment	04/20/2018	1397	Navitas TN NG LLC		1201 · From m...	12,563.00		80,329.65
Bill Pmt -Check	04/20/2018	ACH	American Interstate ...	Policy AVWC...	2221 · Vendors		1,360.96	78,968.69
Bill Pmt -Check	04/20/2018	7756	5100 Sue Yearwood		2221 · Vendors		400.00	78,568.69
Bill Pmt -Check	04/20/2018	7757	Advanced Professio...		2221 · Vendors		25.00	78,543.69
Bill Pmt -Check	04/20/2018	7758	Airgas, Inc.		2221 · Vendors		16.60	78,527.09
Bill Pmt -Check	04/20/2018	7759	Ally	024923459722	2221 · Vendors		645.10	77,881.99
Bill Pmt -Check	04/20/2018	7760	American Interstate ...	Policy AVWC...	2221 · Vendors		320.00	77,561.99
Bill Pmt -Check	04/20/2018	7761	AT&T Mobility	287021588346	2221 · Vendors		478.27	77,083.72
Bill Pmt -Check	04/20/2018	7762	Cintas Corporation #...		2221 · Vendors		125.00	76,958.72
Bill Pmt -Check	04/20/2018	7763	Cotton Electric Coop...	Acc # 270660...	2221 · Vendors		74.58	76,884.14
Bill Pmt -Check	04/20/2018	7764	Dirt Road Graphics		2221 · Vendors		84.80	76,799.34
Bill Pmt -Check	04/20/2018	7765	Double Y Spraying		2221 · Vendors		275.00	76,524.34
Bill Pmt -Check	04/20/2018	7766	England Ford Inc	Cust # 1024	2221 · Vendors		61.21	76,463.13
Bill Pmt -Check	04/20/2018	7767	First Volunteer Bank		2221 · Vendors		23.00	76,440.13
Bill Pmt -Check	04/20/2018	7768	Ford Credit	Account # 56...	2221 · Vendors		912.53	75,527.60
Bill Pmt -Check	04/20/2018	7769	GM Financial	Acct # 21100...	2221 · Vendors		669.98	74,857.62
Bill Pmt -Check	04/20/2018	7770	Guardian	Group ID: 00 ...	2221 · Vendors		355.66	74,501.96
Bill Pmt -Check	04/20/2018	7771	Harold's Auto Supply	Acct # 3530	2221 · Vendors		3.07	74,498.89
Bill Pmt -Check	04/20/2018	7772	Northfork Electric C...	Acct # 12975...	2221 · Vendors		45.90	74,452.99
Bill Pmt -Check	04/20/2018	7773	Public Service Co.		2221 · Vendors		69.29	74,383.70
Bill Pmt -Check	04/20/2018	7774	SoCal Gas	Account # 10...	2221 · Vendors		40.53	74,343.17
Bill Pmt -Check	04/20/2018	7775	Southern California ...	Customer acc...	2221 · Vendors		271.93	74,071.24
Bill Pmt -Check	04/20/2018	7776	Enbridge/Spectra E...	Account # 29...	2221 · Vendors		1,671.37	72,399.87
Bill Pmt -Check	04/20/2018	7777	The Town of Grace...		2221 · Vendors		75.00	72,324.87
Bill Pmt -Check	04/20/2018	7778	Windstream	Account # 04...	2221 · Vendors		323.91	72,000.96
Bill Pmt -Check	04/20/2018	ACH	AFCO	04-98926209-...	2221 · Vendors		884.74	71,116.22
Bill Pmt -Check	04/21/2018	7779	Clearwater Enterpris...	Financial Mon...	2221 · Vendors		34,000.00	37,116.22
Payment	04/23/2018	1312	Navitas KY NG LLC		1201 · From m...	25,000.00		62,116.22
Payment	04/23/2018	1398	Navitas TN NG LLC		1201 · From m...	20,000.00		82,116.22
Payment	04/23/2018	1336	Navitas OK3, LLC		1201 · From m...	2,000.00		84,116.22
Payment	04/23/2018	1717	Fort Cobb Fuel Auth...		1201 · From m...	35,000.00		119,116.22
Payment	04/23/2018	1195	Navitas Winstar LLC		1201 · From m...	5,000.00		124,116.22
Payment	04/23/2018	1742	Fort Cobb Fuel Auth...		1201 · From m...	60,000.00		184,116.22
General Journal	04/23/2018	18042...		Pay down LOC	2307 · LOC - B...		100,000.00	84,116.22
Bill Pmt -Check	04/23/2018	7780	Hull Brothers Constr...		2221 · Vendors		7,681.79	76,434.43
Bill Pmt -Check	04/25/2018	Transfer	United Healthcare	Customer # 5...	2221 · Vendors		28,449.22	47,985.21
Bill Pmt -Check	04/25/2018	Transfer	United Healthcare	Customer # 4...	2221 · Vendors		11,954.23	36,030.98
Bill Pmt -Check	04/26/2018	7868	J&I Manufacturing Inc.	Krers Reconc...	2221 · Vendors		8,262.29	27,768.69
Bill Pmt -Check	04/27/2018	7781	Recon Pros, Inc.	VOID:	2221 · Vendors	0.00		27,768.69
Bill Pmt -Check	04/27/2018	Transfer	ADP		2221 · Vendors		94.15	27,674.54
Bill Pmt -Check	04/27/2018	Transfer	ADP		2221 · Vendors		49.95	27,624.59
Bill Pmt -Check	04/27/2018	Transfer	ADP		2221 · Vendors		326.54	27,298.05
Bill Pmt -Check	04/27/2018	Transfer	ADP		2221 · Vendors		243.95	27,054.10
Bill Pmt -Check	04/27/2018	Transfer	ADP		2221 · Vendors		198.35	26,855.75
Check	04/27/2018	ACH	Bank 7 Credit Cards		-SPLIT-		30,300.40	-3,444.65
Bill Pmt -Check	04/28/2018	7782	Clearwater Enterpris...	Financial Mon...	2221 · Vendors		34,000.00	-37,444.65
Bill Pmt -Check	04/30/2018	Transfer	ADP		2221 · Vendors		22,730.02	-60,174.67

Navitas Utility Corporation
General Ledger
As of December 31, 2018

Type	Date	Num	Name	Memo	Split	Debit	Credit	Balance
Bill Pmt -Check	04/30/2018	Transfer	ADP		2221 · Vendors		10,184.81	-70,359.48
Bill Pmt -Check	04/30/2018	Transfer	ADP		2221 · Vendors		1,991.25	-72,350.73
Payment	04/30/2018	1721	Fort Cobb Fuel Auth...		1201 · From m...	40,454.00		-31,896.73
Payment	04/30/2018	1744	Fort Cobb Fuel Auth...		1201 · From m...	31,063.00		-833.73
Bill Pmt -Check	05/02/2018	Transfer	ADP		2221 · Vendors		23,897.16	-24,730.89
Bill Pmt -Check	05/02/2018	Transfer	ADP		2221 · Vendors		3,201.39	-27,932.28
Bill Pmt -Check	05/02/2018	Transfer	ADP		2221 · Vendors		8,553.34	-36,485.62
Payment	05/03/2018	1722	Fort Cobb Fuel Auth...		1201 · From m...	47,298.00		10,812.38
Bill Pmt -Check	05/03/2018	7783	Access Cable Televi...	Acct # 09-003...	2221 · Vendors		144.22	10,668.16
Bill Pmt -Check	05/03/2018	7784	Aflac	Accout #: FG...	2221 · Vendors		153.12	10,515.04
Bill Pmt -Check	05/03/2018	7785	Ally	611925685889	2221 · Vendors		655.22	9,859.82
Bill Pmt -Check	05/03/2018	7786	CenterPoint Energy ...	Customer ID: ...	2221 · Vendors		1,451.95	8,407.87
Bill Pmt -Check	05/03/2018	7787	F & M Bank	Loan 9995000	2221 · Vendors		630.87	7,777.00
Bill Pmt -Check	05/03/2018	7788	Harmon Electric Ass...	Account # 50...	2221 · Vendors		128.45	7,648.55
Bill Pmt -Check	05/03/2018	7789	Haskell County Wat...	Acc # 10-1240	2221 · Vendors		19.98	7,628.57
Bill Pmt -Check	05/03/2018	7790	IPFS Corporation	Account # TX...	2221 · Vendors		5,026.93	2,601.64
Bill Pmt -Check	05/03/2018	7791	Legacy Bank		2221 · Vendors		75.00	2,526.64
Bill Pmt -Check	05/03/2018	7792	Liberty Mutual Insur...	Account # 40...	2221 · Vendors		4,550.16	-2,023.52
Bill Pmt -Check	05/03/2018	7793	Mesa Consolidated ...	Acc # 045127...	2221 · Vendors		52.75	-2,076.27
Bill Pmt -Check	05/03/2018	7794	Mike's Garage		2221 · Vendors		45.00	-2,121.27
Bill Pmt -Check	05/03/2018	7795	Oklahoma Natural G...		2221 · Vendors		3,762.37	-5,883.64
Bill Pmt -Check	05/03/2018	7796	Opal Leach		2221 · Vendors		250.00	-6,133.64
Bill Pmt -Check	05/03/2018	7797	Pioneer Telephone ...	Account # PT...	2221 · Vendors		108.81	-6,242.45
Bill Pmt -Check	05/03/2018	7798	Professional Compli...		2221 · Vendors		40.00	-6,282.45
Bill Pmt -Check	05/03/2018	7799	Sonitrol Orange Cou...	Customer # 3...	2221 · Vendors		141.15	-6,423.60
Bill Pmt -Check	05/03/2018	7800	Battery Backup Pow...	April	2221 · Vendors		559.20	-6,982.80
Bill Pmt -Check	05/03/2018	7801	Steve Jolley		2221 · Vendors		2,500.00	-9,482.80
Bill Pmt -Check	05/03/2018	7802	Terminix Processing...	Cust # 7479088	2221 · Vendors		57.00	-9,539.80
Bill Pmt -Check	05/03/2018	7803	Verizon Wireless	Account # 87...	2221 · Vendors		788.91	-10,328.71
Bill Pmt -Check	05/04/2018	Transfer	Optum	Account # 3Y...	2221 · Vendors		300.00	-10,628.71
Bill Pmt -Check	05/04/2018	Transfer	ADP		2221 · Vendors		198.35	-10,827.06
Bill Pmt -Check	05/04/2018	Transfer	ADP		2221 · Vendors		243.95	-11,071.01
Bill Pmt -Check	05/04/2018	Transfer	ADP	Joey Irwin las...	2221 · Vendors		5,658.51	-16,729.52
Bill Pmt -Check	05/07/2018	7804	Clearwater Enterpris...	Financial Mon...	2221 · Vendors		29,000.00	-45,729.52
General Journal	05/08/2018	180508		ck 7790 Over...	427 · Interest ...		29.00	-45,758.52
Payment	05/09/2018	1723	Fort Cobb Fuel Auth...		1201 · From m...	81,000.00		35,241.48
Payment	05/09/2018	1400	Navitas TN NG LLC		1201 · From m...	17,444.00		52,685.48
Payment	05/09/2018	1337	Navitas OK3, LLC		1201 · From m...	2,291.00		54,976.48
Payment	05/09/2018	1745	Fort Cobb Fuel Auth...		1201 · From m...	75,000.00		129,976.48
Payment	05/09/2018	1315	Navitas KY NG LLC		1201 · From m...	15,135.00		145,111.48
General Journal	05/09/2018	180509		Loan Advance	2307 · LOC - B...	5,000.00		150,111.48
General Journal	05/10/2018	18051...		Pay down LOC	2307 · LOC - B...		150,000.00	111.48
Check	05/10/2018	Auto ...	KOC Insurance		924 · Insurance		94.50	16.98
Bill Pmt -Check	05/11/2018	Transfer	ADP		2221 · Vendors		21,209.99	-21,193.01
Payment	05/11/2018	1724	Fort Cobb Fuel Auth...		1201 · From m...	30,000.00		8,806.99
General Journal	05/11/2018	180511		Payoff overag...	427 · Interest ...	627.64		9,434.63
Deposit	05/11/2018			Deposit	2221 · Vendors	21.62		9,456.25
Bill Pmt -Check	05/14/2018	Transfer	ADP		2221 · Vendors		9,252.77	203.48
Bill Pmt -Check	05/14/2018	Transfer	ADP		2221 · Vendors		1,685.64	-1,482.16

Navitas Utility Corporation
General Ledger
As of December 31, 2018

Type	Date	Num	Name	Memo	Split	Debit	Credit	Balance
Payment	05/15/2018	1338	Navitas OK3, LLC		1201 · From m...	14,000.00		12,517.84
Payment	05/15/2018	1748	Fort Cobb Fuel Auth...		1201 · From m...	13,000.00		25,517.84
Payment	05/15/2018	1747	Fort Cobb Fuel Auth...		1201 · From m...	70,000.00		95,517.84
Payment	05/15/2018	1725	Fort Cobb Fuel Auth...		1201 · From m...	52,000.00		147,517.84
Payment	05/15/2018	1402	Navitas TN NG LLC		1201 · From m...	14,000.00		161,517.84
Payment	05/15/2018	1316	Navitas KY NG LLC		1201 · From m...	16,500.00		178,017.84
General Journal	05/15/2018	18051...		Pay down LOC	2307 · LOC - B...		150,000.00	28,017.84
Bill Pmt -Check	05/15/2018	Transfer	Bank 7	Loan 1010669	2221 · Vendors		1,951.52	26,066.32
General Journal	05/15/2018	10373...		COBRA check	926 · Employe...	2,582.82		28,649.14
Bill Pmt -Check	05/16/2018	Transfer	ADP	Biweekly / Fie...	2221 · Vendors		25,752.82	2,896.32
Bill Pmt -Check	05/16/2018	7805	5100 Bill Radford	CDL Test	2221 · Vendors		95.00	2,801.32
Bill Pmt -Check	05/16/2018	7806	AFCO	04-98926209-...	2221 · Vendors		828.33	1,972.99
Bill Pmt -Check	05/16/2018	7807	Airgas, Inc.		2221 · Vendors		13.52	1,959.47
Bill Pmt -Check	05/16/2018	7808	Ally	VOID:	2221 · Vendors	0.00		1,959.47
Bill Pmt -Check	05/16/2018	7809	AT&T Mobility	287021588346	2221 · Vendors		473.27	1,486.20
Bill Pmt -Check	05/16/2018	7810	B & W Pipeline		2221 · Vendors		15,182.76	-13,696.56
Bill Pmt -Check	05/16/2018	7811	CenterPoint Energy	7257756-2	2221 · Vendors		126.26	-13,822.82
Bill Pmt -Check	05/16/2018	7812	Cintas Corporation #...		2221 · Vendors		100.00	-13,922.82
Bill Pmt -Check	05/16/2018	7813	CKenergy Electric C...		2221 · Vendors		400.00	-14,322.82
Bill Pmt -Check	05/16/2018	7814	Clearwater Enterpris...		2221 · Vendors		29,000.00	-43,322.82
Bill Pmt -Check	05/16/2018	7815	Cummins		2221 · Vendors		415.10	-43,737.92
Bill Pmt -Check	05/16/2018	7816	Delgasco, Inc.	Account # 16...	2221 · Vendors		19,852.56	-63,590.48
Bill Pmt -Check	05/16/2018	7817	DirecTV		2221 · Vendors		187.97	-63,778.45
Bill Pmt -Check	05/16/2018	7818	EGW Utilities, Inc.		2221 · Vendors		2,347.63	-66,126.08
Bill Pmt -Check	05/16/2018	7819	England Ford Inc		2221 · Vendors		269.02	-66,395.10
Bill Pmt -Check	05/16/2018	7820	Equity Exchange	Account # 35...	2221 · Vendors		3,238.98	-69,634.08
Bill Pmt -Check	05/16/2018	7821	Farmers Coop Mill &...		2221 · Vendors		57.75	-69,691.83
Bill Pmt -Check	05/16/2018	7822	Ford Credit	Account # 56...	2221 · Vendors		912.53	-70,604.36
Bill Pmt -Check	05/16/2018	7823	Sparta Energy	January Prod...	2221 · Vendors		15,000.00	-85,604.36
Bill Pmt -Check	05/16/2018	7824	G & C Supply Co, Inc	Cust # 109469	2221 · Vendors		144.27	-85,748.63
Bill Pmt -Check	05/16/2018	7825	GM Financial	Acct # 21100...	2221 · Vendors		669.98	-86,418.61
Bill Pmt -Check	05/16/2018	7826	Green's Tire & Oil		2221 · Vendors		523.40	-86,942.01
Bill Pmt -Check	05/16/2018	7827	Hudson Country Sto...		2221 · Vendors		227.97	-87,169.98
Bill Pmt -Check	05/16/2018	7828	Isco Industries, LLC		2221 · Vendors		7,405.00	-94,574.98
Bill Pmt -Check	05/16/2018	7829	K2Controls, Inc.		2221 · Vendors		83.69	-94,658.67
Bill Pmt -Check	05/16/2018	7830	Kentucky Undergrou...	Customer ID: ...	2221 · Vendors		6.00	-94,664.67
Bill Pmt -Check	05/16/2018	7831	Keystone-Beard Eq...		2221 · Vendors		344.32	-95,008.99
Bill Pmt -Check	05/16/2018	7832	Klint Alexander		2221 · Vendors		2,529.97	-97,538.96
Bill Pmt -Check	05/16/2018	7833	Knox Oklahoma Re...		2221 · Vendors		15.00	-97,553.96
Bill Pmt -Check	05/16/2018	7834	Liberty Mutual Insur...	Account # 40...	2221 · Vendors		4,283.16	-101,837.12
Bill Pmt -Check	05/16/2018	7835	Mike's Garage		2221 · Vendors		170.00	-102,007.12
Bill Pmt -Check	05/16/2018	7836	Monday's Stop N Sh...		2221 · Vendors		3,043.83	-105,050.95
Bill Pmt -Check	05/16/2018	7837	Motley Gin, Inc.	Account ID: N...	2221 · Vendors		434.08	-105,485.03
Bill Pmt -Check	05/16/2018	7838	O'Reilly Auto Parts		2221 · Vendors		781.61	-106,266.64
Bill Pmt -Check	05/16/2018	7839	Ochelata Utility Auth...	Account 1129	2221 · Vendors		184.74	-106,451.38
Bill Pmt -Check	05/16/2018	7840	Petrol Energy, LLC		2221 · Vendors		94,143.31	-200,594.69
Bill Pmt -Check	05/16/2018	7841	Pioneer Cellular - us...	Account # CN...	2221 · Vendors		92.80	-200,687.49
Bill Pmt -Check	05/16/2018	7842	Pitney Bowes	Account # 00...	2221 · Vendors		803.00	-201,490.49
Bill Pmt -Check	05/16/2018	7843	Public Service Co.		2221 · Vendors		218.78	-201,709.27

Navitas Utility Corporation
General Ledger
As of December 31, 2018

Type	Date	Num	Name	Memo	Split	Debit	Credit	Balance
Bill Pmt -Check	05/16/2018	7844	Quill		2221 · Vendors		736.53	-202,445.80
Bill Pmt -Check	05/16/2018	7845	Quinton Parts Supply	pay to Timoth...	2221 · Vendors		17.43	-202,463.23
Bill Pmt -Check	05/16/2018	7846	R & R Water /Culligan	Account # 22...	2221 · Vendors		60.42	-202,523.65
Bill Pmt -Check	05/16/2018	7847	Red River Valley Ru...	Account # 19...	2221 · Vendors		37.64	-202,561.29
Bill Pmt -Check	05/16/2018	7848	Southern California ...	Customer acc...	2221 · Vendors		258.71	-202,820.00
Bill Pmt -Check	05/16/2018	7849	Stephens Co. Rural ...	Account A-04...	2221 · Vendors		35.00	-202,855.00
Bill Pmt -Check	05/16/2018	7850	Time Warner Cable		2221 · Vendors		645.05	-203,500.05
Bill Pmt -Check	05/16/2018	7851	Totah Communicati...	account # 7460	2221 · Vendors		290.75	-203,790.80
Bill Pmt -Check	05/16/2018	7852	Town of Eakly		2221 · Vendors		123.99	-203,914.79
Bill Pmt -Check	05/16/2018	7853	Unifirst Holdings, In...		2221 · Vendors		718.72	-204,633.51
Bill Pmt -Check	05/16/2018	7854	Unifirst Holdings, In...		2221 · Vendors		135.08	-204,768.59
Bill Pmt -Check	05/16/2018	7855	Unifirst Holdings, In...		2221 · Vendors		368.04	-205,136.63
Bill Pmt -Check	05/16/2018	7856	Unifirst Holdings, In...		2221 · Vendors		130.80	-205,267.43
Bill Pmt -Check	05/16/2018	7857	Unifirst Holdings, In...		2221 · Vendors		79.72	-205,347.15
Bill Pmt -Check	05/16/2018	7858	US Cellular	Account # 84...	2221 · Vendors		403.92	-205,751.07
Bill Pmt -Check	05/16/2018	7859	Valir Physical Therapy		2221 · Vendors		50.00	-205,801.07
Bill Pmt -Check	05/16/2018	7860	Velma Public Works...		2221 · Vendors		100.00	-205,901.07
Bill Pmt -Check	05/16/2018	7861	Western Exterminat...	Cust # 15043...	2221 · Vendors		75.00	-205,976.07
Bill Pmt -Check	05/16/2018	7862	X Stream Services	0013081	2221 · Vendors		375.05	-206,351.12
Bill Pmt -Check	05/16/2018	7863	Yearwood Design W...	deposit for Ea...	2221 · Vendors		1,000.00	-207,351.12
Bill Pmt -Check	05/17/2018	Transfer	ADP	Biweekly / Fie...	2221 · Vendors		9,060.91	-216,412.03
Bill Pmt -Check	05/17/2018	Transfer	ADP	Biweekly / Fie...	2221 · Vendors		3,239.36	-219,651.39
Bill Pmt -Check	05/17/2018	7864	Ally	024921495072	2221 · Vendors		593.55	-220,244.94
Bill Pmt -Check	05/17/2018	7865	Ally	611927038563	2221 · Vendors		543.33	-220,788.27
Bill Pmt -Check	05/17/2018	7866	Ally	024923459722	2221 · Vendors		645.10	-221,433.37
Bill Pmt -Check	05/17/2018	7867	Natural Gas Pipeline...	Acct # 5319 / ...	2221 · Vendors		494.82	-221,928.19
Bill Pmt -Check	05/18/2018	Transfer	ADP		2221 · Vendors		188.95	-222,117.14
Bill Pmt -Check	05/18/2018	Transfer	ADP		2221 · Vendors		14.00	-222,131.14
Payment	05/18/2018	1726	Fort Cobb Fuel Auth...		1201 · From m...	7,000.00		-215,131.14
Payment	05/18/2018	1749	Fort Cobb Fuel Auth...		1201 · From m...	21,000.00		-194,131.14
Payment	05/18/2018	1317	Navitas KY NG LLC		1201 · From m...	70,000.00		-124,131.14
Payment	05/18/2018	1403	Navitas TN NG LLC		1201 · From m...	10,000.00		-114,131.14
Bill Pmt -Check	05/18/2018	Transfer	ADP		2221 · Vendors		249.65	-114,380.79
Bill Pmt -Check	05/18/2018	Transfer	ADP		2221 · Vendors		198.35	-114,579.14
Bill Pmt -Check	05/18/2018	Transfer	ADP		2221 · Vendors		94.15	-114,673.29
Bill Pmt -Check	05/18/2018	Transfer	ADP		2221 · Vendors		49.95	-114,723.24
Bill Pmt -Check	05/22/2018	7869	F & M Bank	Loan 999500...	2221 · Vendors		630.87	-115,354.11
General Journal	05/22/2018	180522	Liberty Mutual Insur...	Liberty Mutual...	924 · Insurance	509.00		-114,845.11
Bill Pmt -Check	05/22/2018	7870	Clearwater Enterpris...		2221 · Vendors		29,000.00	-143,845.11
Bill Pmt -Check	05/22/2018	7871	Enable Oklahoma In...		2221 · Vendors		2,363.00	-146,208.11
Bill Pmt -Check	05/22/2018	7872	First Volunteer Bank		2221 · Vendors		22.00	-146,230.11
Bill Pmt -Check	05/22/2018	7873	Sparta Energy	VOID: Januar...	2221 · Vendors	0.00		-146,230.11
Bill Pmt -Check	05/22/2018	7874	Hull Brothers Constr...		2221 · Vendors		798.99	-147,029.10
Bill Pmt -Check	05/22/2018	7875	Incorp	Account # 28...	2221 · Vendors		445.00	-147,474.10
Bill Pmt -Check	05/22/2018	7876	Jellico Electric & Wa...	Account # 00...	2221 · Vendors		90.81	-147,564.91
Bill Pmt -Check	05/22/2018	7877	Kentucky Undergrou...	Customer ID: ...	2221 · Vendors		6.00	-147,570.91
Bill Pmt -Check	05/22/2018	7878	Koons Gas Measure...		2221 · Vendors		5,000.00	-152,570.91
Bill Pmt -Check	05/22/2018	7879	OCT Equipment LLC		2221 · Vendors		370.44	-152,941.35
Bill Pmt -Check	05/22/2018	7880	Pipeline Regulatory ...	VOID:	2221 · Vendors	0.00		-152,941.35

Navitas Utility Corporation
General Ledger
As of December 31, 2018

Type	Date	Num	Name	Memo	Split	Debit	Credit	Balance
Bill Pmt -Check	05/22/2018	7881	Pitney Bowes	Account # 00...	2221 · Vendors		314.78	-153,256.13
Bill Pmt -Check	05/22/2018	7882	Public Service Co.		2221 · Vendors		69.21	-153,325.34
Bill Pmt -Check	05/22/2018	7883	Southern Star Centr...		2221 · Vendors		11,023.71	-164,349.05
Bill Pmt -Check	05/22/2018	7884	Streetmaster, LLC		2221 · Vendors		11,804.63	-176,153.68
Bill Pmt -Check	05/22/2018	7885	TDH Construction		2221 · Vendors		10,000.00	-186,153.68
Payment	05/23/2018	1405	Navitas TN NG LLC		1201 · From m...	50,000.00		-136,153.68
Payment	05/23/2018		Fort Cobb Fuel Auth...		1201 · From m...	10,000.00		-126,153.68
General Journal	05/24/2018	11905			417 · Revenue...	6.21		-126,147.47
Payment	05/25/2018	1753	Fort Cobb Fuel Auth...		1201 · From m...	7,000.00		-119,147.47
Payment	05/25/2018		Fort Cobb Fuel Auth...		1201 · From m...	23,000.00		-96,147.47
Payment	05/25/2018		Navitas OK3, LLC		1201 · From m...	3,206.00		-92,941.47
Payment	05/25/2018		Navitas KY NG LLC		1201 · From m...	4,572.00		-88,369.47
Payment	05/25/2018		Navitas TN NG LLC		1201 · From m...	11,500.00		-76,869.47
Bill Pmt -Check	05/29/2018	7886	B & B Meter Service		2221 · Vendors		960.64	-77,830.11
Bill Pmt -Check	05/29/2018	7887	Clearwater Enterpris...		2221 · Vendors		29,000.00	-106,830.11
Bill Pmt -Check	05/29/2018	7888	Continental Industrie...		2221 · Vendors		3,865.25	-110,695.36
Bill Pmt -Check	05/29/2018	7889	Enable Gas Transmi...		2221 · Vendors		10,221.51	-120,916.87
Bill Pmt -Check	05/29/2018	7890	LMJ Industries		2221 · Vendors		1,578.82	-122,495.69
Bill Pmt -Check	05/29/2018	7891	NALLC - gas facilities		2221 · Vendors		7,068.96	-129,564.65
Bill Pmt -Check	05/29/2018	7892	Tri-Star Energy Con...		2221 · Vendors		4,008.00	-133,572.65
Bill Pmt -Check	05/29/2018	7894	Pipeline Regulatory ...		2221 · Vendors		10,000.00	-143,572.65
Payment	05/29/2018		Fort Cobb Fuel Auth...		1201 · From m...	100,000.00		-43,572.65
Payment	05/29/2018	1409	Navitas TN NG LLC		1201 · From m...	13,000.00		-30,572.65
Payment	05/29/2018	1729	Fort Cobb Fuel Auth...		1201 · From m...	12,000.00		-18,572.65
Payment	05/29/2018	1754	Fort Cobb Fuel Auth...		1201 · From m...	10,000.00		-8,572.65
Payment	05/29/2018	1322	Navitas KY NG LLC		1201 · From m...	7,000.00		-1,572.65
Bill Pmt -Check	05/30/2018	Transfer	ADP	Biweekly / Fie...	2221 · Vendors		24,967.48	-26,540.13
Bill Pmt -Check	05/30/2018	Transfer	ADP	Biweekly / Fie...	2221 · Vendors		8,843.20	-35,383.33
Payment	05/30/2018	Transfer	Fort Cobb Fuel Auth...		1201 · From m...	50,000.00		14,616.67
Bill Pmt -Check	05/31/2018	Transfer	ADP	Salary payroll ...	2221 · Vendors		20,248.00	-5,631.33
Bill Pmt -Check	05/31/2018	Transfer	ADP	Salary payroll ...	2221 · Vendors		9,060.61	-14,691.94
Bill Pmt -Check	05/31/2018	Transfer	ADP	Salary payroll ...	2221 · Vendors		454.87	-15,146.81
Bill Pmt -Check	05/31/2018	Transfer	ADP	Salary payroll ...	2221 · Vendors		83.38	-15,230.19
General Journal	05/31/2018	180531		Interest on Ov...	6320 · Bank fees		3.07	-15,233.26
Bill Pmt -Check	05/31/2018	Transfer	United Healthcare	Customer # 4...	2221 · Vendors		9,327.31	-24,560.57
Bill Pmt -Check	05/31/2018	Transfer	United Healthcare	Customer # 5...	2221 · Vendors		28,446.76	-53,007.33
Check	05/31/2018	CASH	925 I/D Safety & Se...	Safety Incentive	925 · I/D - Safe...		3,000.00	-56,007.33
Bill Pmt -Check	06/01/2018	Transfer	ADP	Biweekly / Fie...	2221 · Vendors		3,159.77	-59,167.10
Bill Pmt -Check	06/01/2018	Transfer	ADP		2221 · Vendors		336.19	-59,503.29
General Journal	06/01/2018	180601		Checkbooks, ...	6320 · Bank fees		1,328.08	-60,831.37
Bill Pmt -Check	06/04/2018	Transfer	ADP	Salary payroll ...	2221 · Vendors		1,625.64	-62,457.01
Payment	06/04/2018	1732	Fort Cobb Fuel Auth...		1201 · From m...	48,000.00		-14,457.01
Bill Pmt -Check	06/04/2018	7895	American Interstate ...	Policy AVWC...	2221 · Vendors		1,326.02	-15,783.03
Bill Pmt -Check	06/04/2018	7897	American Interstate ...	Policy AVWC...	2221 · Vendors		1,897.11	-17,680.14
Transfer	06/05/2018			Funds Transfer	1191 · Dep. in ...	26,560.31		8,880.17
Transfer	06/05/2018			Funds Transfer	1191 · Dep. in ...	38,115.00		46,995.17
Check	06/05/2018	ACH	Bank 7 Credit Cards		-SPLIT-		22,282.46	24,712.71
Bill Pmt -Check	06/07/2018	7898	Ally	024921495072	2221 · Vendors		593.55	24,119.16
Bill Pmt -Check	06/07/2018	7899	Ally	024923459722	2221 · Vendors		10,645.10	13,474.06

Navitas Utility Corporation
General Ledger
As of December 31, 2018

Type	Date	Num	Name	Memo	Split	Debit	Credit	Balance
Bill Pmt -Check	06/07/2018	7900	Ally	611925685889	2221 · Vendors		655.22	12,818.84
Bill Pmt -Check	06/07/2018	7901	Ally	611927038563	2221 · Vendors		543.33	12,275.51
Bill Pmt -Check	06/07/2018	7902	Ford Credit	Account # 56...	2221 · Vendors		1,376.59	10,898.92
Bill Pmt -Check	06/07/2018	7903	Ford Credit	Account # 56...	2221 · Vendors		912.53	9,986.39
Bill Pmt -Check	06/07/2018	7904	GM Financial	Acct # 21100...	2221 · Vendors		669.98	9,316.41
Bill Pmt -Check	06/07/2018	7905	5100 Stephanie Rad...	42 hours @ 1...	2221 · Vendors		420.00	8,896.41
Bill Pmt -Check	06/07/2018	7906	A Better View	Costa Mesa o...	2221 · Vendors		365.00	8,531.41
Bill Pmt -Check	06/07/2018	7907	Access Cable Televi...	Acct # 09-003...	2221 · Vendors		144.22	8,387.19
Bill Pmt -Check	06/07/2018	7908	CenterPoint Energy ...	Customer ID: ...	2221 · Vendors		1,154.03	7,233.16
Bill Pmt -Check	06/07/2018	7909	Cintas Corporation #...		2221 · Vendors		50.00	7,183.16
Bill Pmt -Check	06/07/2018	7910	CKenergy Electric C...	Account: 592...	2221 · Vendors		271.93	6,911.23
Bill Pmt -Check	06/07/2018	7911	Clearwater Enterpris...	Financial Mon...	2221 · Vendors		24,000.00	-17,088.77
Bill Pmt -Check	06/07/2018	7912	Cotton Electric Coop...	Acc # 270660...	2221 · Vendors		60.20	-17,148.97
Bill Pmt -Check	06/07/2018	7913	County of Orange	0743880	2221 · Vendors		175.13	-17,324.10
Bill Pmt -Check	06/07/2018	7914	DirecTV		2221 · Vendors		211.47	-17,535.57
Bill Pmt -Check	06/07/2018	7915	EGW Utilities, Inc.	Customer ID ...	2221 · Vendors		91.75	-17,627.32
Bill Pmt -Check	06/07/2018	7916	Enable Gas Transmi...	Account # 26...	2221 · Vendors		8,179.75	-25,807.07
Bill Pmt -Check	06/07/2018	7917	Equipment Controls ...	Customer # 1...	2221 · Vendors		4,851.30	-30,658.37
Bill Pmt -Check	06/07/2018	7918	Guardian	VOID: Group ...	2221 · Vendors	0.00		-30,658.37
Bill Pmt -Check	06/07/2018	7919	Harmon Electric Ass...	Account # 50...	2221 · Vendors		120.14	-30,778.51
Bill Pmt -Check	06/07/2018	7920	Harris Construction ...		2221 · Vendors		200.00	-30,978.51
Bill Pmt -Check	06/07/2018	7921	Haskell County Wat...	Acc # 10-1240	2221 · Vendors		18.00	-30,996.51
Bill Pmt -Check	06/07/2018	7922	Isco Industries, LLC		2221 · Vendors		3,284.88	-34,281.39
Bill Pmt -Check	06/07/2018	7923	Keystone-Beard Eq...		2221 · Vendors		174.34	-34,455.73
Bill Pmt -Check	06/07/2018	7924	Legacy Bank		2221 · Vendors		75.00	-34,530.73
Bill Pmt -Check	06/07/2018	7925	Northfork Electric C...	Acct # 12975...	2221 · Vendors		46.12	-34,576.85
Bill Pmt -Check	06/07/2018	7926	O'Reilly Auto Parts	QUICK STRU...	2221 · Vendors		246.70	-34,823.55
Bill Pmt -Check	06/07/2018	7927	Ochelata Utility Auth...	Account 1129	2221 · Vendors		171.47	-34,995.02
Bill Pmt -Check	06/07/2018	7928	Oklahoma Corporati...	Q119 Fee ass...	2221 · Vendors		1,795.78	-36,790.80
Bill Pmt -Check	06/07/2018	7929	Oklahoma Natural G...		2221 · Vendors		3,089.89	-39,880.69
Bill Pmt -Check	06/07/2018	7930	One Call Concepts, ...	Acct # NAVIT01	2221 · Vendors		0.50	-39,881.19
Bill Pmt -Check	06/07/2018	7931	Opal Leach		2221 · Vendors		250.00	-40,131.19
Bill Pmt -Check	06/07/2018	7932	Petrol Energy, LLC		2221 · Vendors		8,000.00	-48,131.19
Bill Pmt -Check	06/07/2018	7933	Pioneer Telephone ...	Account # PT...	2221 · Vendors		108.81	-48,240.00
Bill Pmt -Check	06/07/2018	7934	Pipeline Regulatory ...		2221 · Vendors		7,050.00	-55,290.00
Bill Pmt -Check	06/07/2018	7935	Public Service Co.		2221 · Vendors		482.34	-55,772.34
Bill Pmt -Check	06/07/2018	7936	Quill	Account # C2...	2221 · Vendors		293.03	-56,065.37
Bill Pmt -Check	06/07/2018	7937	Red River Valley Ru...	Account # 19...	2221 · Vendors		37.65	-56,103.02
Bill Pmt -Check	06/07/2018	7938	SoCal Gas	Account # 10...	2221 · Vendors		1.68	-56,104.70
Bill Pmt -Check	06/07/2018	7939	Sonitrol Orange Cou...	Customer # 3...	2221 · Vendors		141.15	-56,245.85
Bill Pmt -Check	06/07/2018	7940	Enbridge/Spectra E...	Account # 29...	2221 · Vendors		1,673.53	-57,919.38
Bill Pmt -Check	06/07/2018	7941	Stephens Co. Rural ...	Account A-04...	2221 · Vendors		38.59	-57,957.97
Bill Pmt -Check	06/07/2018	7942	Streetmaster, LLC		2221 · Vendors		1,250.00	-59,207.97
Bill Pmt -Check	06/07/2018	7943	Tate Boy's Tire & Se...		2221 · Vendors		118.15	-59,326.12
Bill Pmt -Check	06/07/2018	7944	TDH Construction		2221 · Vendors		1,380.00	-60,706.12
Bill Pmt -Check	06/07/2018	7945	Terminix Processing...	Cust # 7479088	2221 · Vendors		57.00	-60,763.12
Bill Pmt -Check	06/07/2018	7946	The Town of Grace...		2221 · Vendors		75.00	-60,838.12
Bill Pmt -Check	06/07/2018	7947	Totah Communicati...	account # 7460	2221 · Vendors		290.75	-61,128.87
Bill Pmt -Check	06/07/2018	7948	Town of Eakly		2221 · Vendors		153.17	-61,282.04

Navitas Utility Corporation
General Ledger
As of December 31, 2018

Type	Date	Num	Name	Memo	Split	Debit	Credit	Balance
Bill Pmt -Check	06/07/2018	7949	US Cellular	Account # 84...	2221 · Vendors		407.32	-61,689.36
Bill Pmt -Check	06/07/2018	7950	Velma Public Works...		2221 · Vendors		114.00	-61,803.36
Bill Pmt -Check	06/07/2018	7951	Verizon Wireless	Account # 87...	2221 · Vendors		788.33	-62,591.69
Bill Pmt -Check	06/07/2018	7952	Windstream	Account # 04...	2221 · Vendors		326.46	-62,918.15
Bill Pmt -Check	06/07/2018	7953	X Stream Services	0013081	2221 · Vendors		375.05	-63,293.20
Bill Pmt -Check	06/07/2018	7954	Guardian	Group ID: 00 ...	2221 · Vendors		284.88	-63,578.08
Bill Pmt -Check	06/08/2018	Transfer	ADP		2221 · Vendors		374.60	-63,952.68
Bill Pmt -Check	06/08/2018	Transfer	ADP		2221 · Vendors		249.65	-64,202.33
Check	06/10/2018	Auto ...	KOC Insurance		924 · Insurance		94.50	-64,296.83
Bill Pmt -Check	06/11/2018	Transfer	ADP	Biweekly / Fie...	2221 · Vendors		27,317.86	-91,614.69
Transfer	06/11/2018			Funds Transfer	1191 · Dep. in ...	29,100.56		-62,514.13
General Journal	06/11/2018	10377...		COBRA check	926 · Employe...	1,991.67		-60,522.46
General Journal	06/11/2018	62594		UnitedHealthc...	926 · Employe...	209.18		-60,313.28
Bill Pmt -Check	06/12/2018	Transfer	ADP	Biweekly / Fie...	2221 · Vendors		10,096.90	-70,410.18
General Journal	06/13/2018	180613		Interest on Ov...	6320 · Bank fees		29.00	-70,439.18
Bill Pmt -Check	06/14/2018	7955	Clearwater Enterpris...	Financial Mon...	2221 · Vendors		24,000.00	-94,439.18
Bill Pmt -Check	06/14/2018	7956	Petrol Energy, LLC		2221 · Vendors		8,000.00	-102,439.18
Bill Pmt -Check	06/14/2018	7957	B & W Pipeline		2221 · Vendors		14,500.31	-116,939.49
Bill Pmt -Check	06/14/2018	7958	CenterPoint Energy	7257756-2	2221 · Vendors		27.77	-116,967.26
Bill Pmt -Check	06/14/2018	7959	Clearwater Enterpris...	Financial Mon...	2221 · Vendors		24,000.00	-140,967.26
Bill Pmt -Check	06/14/2018	7960	Delgasco, Inc.	Account # 16...	2221 · Vendors		16,654.87	-157,622.13
Bill Pmt -Check	06/14/2018	7961	First Volunteer Bank		2221 · Vendors		16.50	-157,638.63
Bill Pmt -Check	06/14/2018	7962	Full Spectrum Servi...		2221 · Vendors		400.00	-158,038.63
Bill Pmt -Check	06/14/2018	7963	H & C Services and ...		2221 · Vendors		94.24	-158,132.87
Bill Pmt -Check	06/14/2018	7964	Hudson Country Sto...		2221 · Vendors		491.18	-158,624.05
Bill Pmt -Check	06/14/2018	7965	IPFS Corporation	Account # TX...	2221 · Vendors		5,026.93	-163,650.98
Bill Pmt -Check	06/14/2018	7966	Isco Industries, LLC		2221 · Vendors		10,183.94	-173,834.92
Bill Pmt -Check	06/14/2018	7967	Jellico Electric & Wa...	Account # 00...	2221 · Vendors		95.67	-173,930.59
Bill Pmt -Check	06/14/2018	7968	Jenkins Oilfield Sup...	Customer Acc...	2221 · Vendors		875.77	-174,806.36
Bill Pmt -Check	06/14/2018	7969	Koons Gas Measure...		2221 · Vendors		3,247.29	-178,053.65
Bill Pmt -Check	06/14/2018	7970	Petrol Energy, LLC		2221 · Vendors		8,000.00	-186,053.65
Bill Pmt -Check	06/14/2018	7971	Pioneer Cellular - us...	Account # CN...	2221 · Vendors		95.60	-186,149.25
Bill Pmt -Check	06/14/2018	7972	Prince Plumbing LLC		2221 · Vendors		4.58	-186,153.83
Bill Pmt -Check	06/14/2018	7973	Rainmaker Sales, Inc.		2221 · Vendors		2,217.30	-188,371.13
Bill Pmt -Check	06/14/2018	7974	Ron Comingdeer & ...		2221 · Vendors		2,083.00	-190,454.13
Bill Pmt -Check	06/14/2018	7975	Russmar Utility Man...		2221 · Vendors		1,000.00	-191,454.13
Bill Pmt -Check	06/14/2018	7976	Unifirst Holdings, In...		2221 · Vendors		426.64	-191,880.77
Payment	06/14/2018	Transfer	Fort Cobb Fuel Auth...		1201 · From m...	42,000.00		-149,880.77
Bill Pmt -Check	06/14/2018	Transfer	ADP	Salary payroll ...	2221 · Vendors		20,679.82	-170,560.59
Bill Pmt -Check	06/14/2018	Transfer	ADP	Salary payroll ...	2221 · Vendors		9,142.04	-179,702.63
Bill Pmt -Check	06/15/2018	Transfer	ADP	Biweekly / Fie...	2221 · Vendors		3,398.04	-183,100.67
General Journal	06/15/2018	18051...	Fort Cobb Fuel Auth...	Loan Advance	1201 · From m...	91,000.00		-92,100.67
Bill Pmt -Check	06/15/2018	Transfer	ADP		2221 · Vendors		263.65	-92,364.32
Bill Pmt -Check	06/15/2018	Transfer	ADP		2221 · Vendors		202.50	-92,566.82
Bill Pmt -Check	06/18/2018	Transfer	ADP	Salary payroll ...	2221 · Vendors		1,670.64	-94,237.46
Deposit	06/21/2018			Deposit	2221 · Vendors	828.33		-93,409.13
Transfer	06/22/2018			Funds Transfer	1191 · Dep. in ...	156,110.00		62,700.87
Bill Pmt -Check	06/25/2018	7977	Aflac	Accout #: FG...	2221 · Vendors		489.42	62,211.45
Bill Pmt -Check	06/25/2018	7978	Airgas, Inc.		2221 · Vendors		85.48	62,125.97

Navitas Utility Corporation
General Ledger
As of December 31, 2018

Type	Date	Num	Name	Memo	Split	Debit	Credit	Balance
Bill Pmt -Check	06/25/2018	7979	AT&T Mobility	287021588346	2221 · Vendors		473.27	61,652.70
Bill Pmt -Check	06/25/2018	7980	Buckaloo Construction		2221 · Vendors		1,885.00	59,767.70
Bill Pmt -Check	06/25/2018	7981	Cintas Corporation #...	Acct # 35084	2221 · Vendors		25.00	59,742.70
Bill Pmt -Check	06/25/2018	7982	Continental Utility S...		2221 · Vendors		5,214.00	54,528.70
Bill Pmt -Check	06/25/2018	7983	Cotton Electric Coop...	Acc # 270660...	2221 · Vendors		104.47	54,424.23
Bill Pmt -Check	06/25/2018	7984	Don Hardy Fuel Effi...		2221 · Vendors		473.46	53,950.77
Bill Pmt -Check	06/25/2018	7985	E & S Oil Company		2221 · Vendors		54.00	53,896.77
Bill Pmt -Check	06/25/2018	7986	Enable Gas Transmi...		2221 · Vendors		2,287.49	51,609.28
Bill Pmt -Check	06/25/2018	7987	Enable Oklahoma In...		2221 · Vendors		2,255.80	49,353.48
Bill Pmt -Check	06/25/2018	7988	England Ford Inc	account 4411...	2221 · Vendors		280.68	49,072.80
Bill Pmt -Check	06/25/2018	7989	Equity Exchange	Account # 35...	2221 · Vendors		3,466.58	45,606.22
Bill Pmt -Check	06/25/2018	7990	F & M Bank	Loan 999500...	2221 · Vendors		630.87	44,975.35
Bill Pmt -Check	06/25/2018	7991	Farmers Coop Mill &...		2221 · Vendors		59.58	44,915.77
Bill Pmt -Check	06/25/2018	7992	Sparta Energy	February Pro...	2221 · Vendors		16,342.48	28,573.29
Bill Pmt -Check	06/25/2018	7993	Guardian	Group ID: 00 ...	2221 · Vendors		291.52	28,281.77
Bill Pmt -Check	06/25/2018	7994	H & C Services and ...		2221 · Vendors		67.75	28,214.02
Bill Pmt -Check	06/25/2018	7995	Hull Brothers Constr...		2221 · Vendors		3,253.00	24,961.02
Bill Pmt -Check	06/25/2018	7996	Jensen Tractor Ranch		2221 · Vendors		1,815.05	23,145.97
Bill Pmt -Check	06/25/2018	7997	Monday's Stop N Sh...	Fuel May	2221 · Vendors		1,837.30	21,308.67
Bill Pmt -Check	06/25/2018	7998	Motley Gin, Inc.	Account ID: N...	2221 · Vendors		509.50	20,799.17
Bill Pmt -Check	06/25/2018	7999	O'Reilly Auto Parts	QUICK STRU...	2221 · Vendors		92.42	20,706.75
Bill Pmt -Check	06/25/2018	8000	Oklahoma Press Se...		2221 · Vendors		7,360.20	13,346.55
Bill Pmt -Check	06/25/2018	8001	One Call Concepts, ...	Acct # NAVIT01	2221 · Vendors		1.00	13,345.55
Bill Pmt -Check	06/25/2018	8002	Optum	VOID: Accou...	2221 · Vendors	0.00		13,345.55
Bill Pmt -Check	06/25/2018	8003	Pioneer Cellular - us...	Account # CN...	2221 · Vendors		110.44	13,235.11
Bill Pmt -Check	06/25/2018	8004	Pitney Bowes		2221 · Vendors		404.39	12,830.72
Bill Pmt -Check	06/25/2018	8005	Professional Compli...		2221 · Vendors		160.00	12,670.72
Bill Pmt -Check	06/25/2018	8006	Public Service Co.		2221 · Vendors		69.74	12,600.98
Bill Pmt -Check	06/25/2018	8007	Quill		2221 · Vendors		541.06	12,059.92
Bill Pmt -Check	06/25/2018	8008	Quinton Parts Supply	pay to Timoth...	2221 · Vendors		158.04	11,901.88
Bill Pmt -Check	06/25/2018	8009	Russmar Utility Man...		2221 · Vendors		1,000.00	10,901.88
Bill Pmt -Check	06/25/2018	8010	SoCal Gas	Account # 10...	2221 · Vendors		2.56	10,899.32
Bill Pmt -Check	06/25/2018	8011	Southern California ...	Customer acc...	2221 · Vendors		338.06	10,561.26
Bill Pmt -Check	06/25/2018	8012	Southern Star Centr...		2221 · Vendors		10,674.12	-112.86
Bill Pmt -Check	06/25/2018	8013	The Town of Grace...		2221 · Vendors		75.00	-187.86
Bill Pmt -Check	06/25/2018	8014	Time Warner Cable		2221 · Vendors		644.90	-832.76
Bill Pmt -Check	06/25/2018	8015	Tom's Utility Service		2221 · Vendors		1,350.00	-2,182.76
Bill Pmt -Check	06/25/2018	8016	Unifirst Holdings, In...		2221 · Vendors		106.24	-2,289.00
Bill Pmt -Check	06/25/2018	8017	United Rentals, Inc.		2221 · Vendors		2,693.92	-4,982.92
Bill Pmt -Check	06/25/2018	8018	Volunteer Trenching		2221 · Vendors		1,325.00	-6,307.92
Bill Pmt -Check	06/25/2018	8019	Windstream	Account # 04...	2221 · Vendors		342.87	-6,650.79
Bill Pmt -Check	06/25/2018	8020	X Stream Services	0013081	2221 · Vendors		2.80	-6,653.59
Bill Pmt -Check	06/26/2018	Transfer	Optum	Account # 3Y...	2221 · Vendors		630.00	-7,283.59
Bill Pmt -Check	06/27/2018	Transfer	ADP	Biweekly / Fie...	2221 · Vendors		25,644.52	-32,928.11
Bill Pmt -Check	06/27/2018	Transfer	ADP	Biweekly / Fie...	2221 · Vendors		9,240.11	-42,168.22
Bill Pmt -Check	06/27/2018	Transfer	United Healthcare	Customer # 5...	2221 · Vendors		28,447.99	-70,616.21
Bill Pmt -Check	06/27/2018	Transfer	United Healthcare	Customer # 4...	2221 · Vendors		8,941.53	-79,557.74
Bill Pmt -Check	06/28/2018	8021	Clearwater Enterpris...	VOID: Financi...	2221 · Vendors	0.00		-79,557.74
Bill Pmt -Check	06/28/2018	8025	Clearwater Enterpris...	Financial Mon...	2221 · Vendors		24,000.00	-103,557.74

Navitas Utility Corporation
General Ledger
As of December 31, 2018

Type	Date	Num	Name	Memo	Split	Debit	Credit	Balance
Bill Pmt -Check	06/28/2018	8026	Petrol Energy, LLC		2221 · Vendors		8,000.00	-111,557.74
Transfer	06/28/2018			Funds Transfer	1191 · Dep. in ...	15,250.00		-96,307.74
Bill Pmt -Check	06/29/2018	Transfer	ADP		2221 · Vendors		101.95	-96,409.69
Bill Pmt -Check	06/29/2018	Transfer	ADP		2221 · Vendors		327.79	-96,737.48
Bill Pmt -Check	06/29/2018	Transfer	ADP	Biweekly / Fie...	2221 · Vendors		3,296.77	-100,034.25
Bill Pmt -Check	06/29/2018	Transfer	ADP	Salary payroll ...	2221 · Vendors		27,802.22	-127,836.47
Bill Pmt -Check	06/29/2018	Transfer	ADP	Salary payroll ...	2221 · Vendors		11,056.57	-138,893.04
General Journal	06/29/2018	180629		Interest on Ov...	6320 · Bank fees		2.00	-138,895.04
Bill Pmt -Check	06/29/2018	Transfer	ADP		2221 · Vendors		49.95	-138,944.99
Bill Pmt -Check	07/01/2018	8022	NALLC - gas facilities		2221 · Vendors		6,659.10	-145,604.09
Bill Pmt -Check	07/01/2018	8023	Petrol Energy, LLC	VOID:	2221 · Vendors	0.00		-145,604.09
Transfer	07/02/2018			Funds Transfer	1191 · Dep. in ...	64,000.00		-81,604.09
Bill Pmt -Check	07/03/2018	8024	Streetmaster, LLC		2221 · Vendors		1,250.00	-82,854.09
Bill Pmt -Check	07/03/2018	8027	Buckaloo Construction	Haul Trusser ...	2221 · Vendors		510.00	-83,364.09
Bill Pmt -Check	07/03/2018	8028	BXS Insurance Serv...		2221 · Vendors		6,327.99	-89,692.08
Bill Pmt -Check	07/03/2018	8029	Cart Farm & Home ...		2221 · Vendors		461.59	-90,153.67
Bill Pmt -Check	07/03/2018	8030	CenterPoint Energy ...	Customer ID: ...	2221 · Vendors		658.49	-90,812.16
Bill Pmt -Check	07/03/2018	8031	Cintas Corporation #...	Acct # 35084	2221 · Vendors		27.69	-90,839.85
Bill Pmt -Check	07/03/2018	8032	CKenergy Electric C...	Account: 592...	2221 · Vendors		196.85	-91,036.70
Bill Pmt -Check	07/03/2018	8033	Double Y Spraying		2221 · Vendors		275.00	-91,311.70
Bill Pmt -Check	07/03/2018	8034	Enable Gas Transmi...	Account # 26...	2221 · Vendors		164.31	-91,476.01
Bill Pmt -Check	07/03/2018	8035	Farris Bobango Bra...		2221 · Vendors		1,500.00	-92,976.01
Bill Pmt -Check	07/03/2018	8036	Harmon Electric Ass...	Account # 50...	2221 · Vendors		125.61	-93,101.62
Bill Pmt -Check	07/03/2018	8037	Haskell County Wat...	Acc # 10-1240	2221 · Vendors		18.00	-93,119.62
Bill Pmt -Check	07/03/2018	8038	IPFS Corporation		2221 · Vendors		5,529.63	-98,649.25
Bill Pmt -Check	07/03/2018	8039	Isco Industries, LLC		2221 · Vendors		294.28	-98,943.53
Bill Pmt -Check	07/03/2018	8040	Liberty Mutual Insur...	Account # 40...	2221 · Vendors		4,206.94	-103,150.47
Bill Pmt -Check	07/03/2018	8041	Mesa Consolidated ...	Acc # 045127...	2221 · Vendors		52.75	-103,203.22
Bill Pmt -Check	07/03/2018	8042	Natural Gas Pipeline...	Acct # 5319 / ...	2221 · Vendors		495.31	-103,698.53
Bill Pmt -Check	07/03/2018	8043	Navitas Communica...		2221 · Vendors		2,000.00	-105,698.53
Bill Pmt -Check	07/03/2018	8044	Ochelata Utility Auth...	Account 1129	2221 · Vendors		125.78	-105,824.31
Bill Pmt -Check	07/03/2018	8045	Opal Leach		2221 · Vendors		250.00	-106,074.31
Bill Pmt -Check	07/03/2018	8046	Pitney Bowes	Account # 00...	2221 · Vendors		634.38	-106,708.69
Bill Pmt -Check	07/03/2018	8047	Professional Compli...		2221 · Vendors		40.00	-106,748.69
Bill Pmt -Check	07/03/2018	8048	Public Service Co.		2221 · Vendors		131.41	-106,880.10
Bill Pmt -Check	07/03/2018	8049	ReadyRefresh	Account # 00...	2221 · Vendors		128.52	-107,008.62
Bill Pmt -Check	07/03/2018	8050	Sonitrol Orange Cou...	Customer # 3...	2221 · Vendors		141.15	-107,149.77
Bill Pmt -Check	07/03/2018	8051	Southeastern Diagn...		2221 · Vendors		25.00	-107,174.77
Bill Pmt -Check	07/03/2018	8052	Stephens Co. Rural ...	Account A-04...	2221 · Vendors		33.16	-107,207.93
Bill Pmt -Check	07/03/2018	8053	Steve Jolley		2221 · Vendors		2,500.00	-109,707.93
Bill Pmt -Check	07/03/2018	8054	TDH Construction		2221 · Vendors		1,380.00	-111,087.93
Bill Pmt -Check	07/03/2018	8055	Terminix Processing...	Cust # 7479088	2221 · Vendors		57.00	-111,144.93
Bill Pmt -Check	07/03/2018	8056	Totah Communicati...	account # 7460	2221 · Vendors		279.31	-111,424.24
Bill Pmt -Check	07/03/2018	8057	Town of Eakly		2221 · Vendors		162.71	-111,586.95
Bill Pmt -Check	07/03/2018	8058	Unifirst Holdings, In...		2221 · Vendors		1,073.02	-112,659.97
Bill Pmt -Check	07/03/2018	8059	Unifirst Holdings, In...		2221 · Vendors		196.20	-112,856.17
Bill Pmt -Check	07/03/2018	8060	Unifirst Holdings, In...		2221 · Vendors		53.12	-112,909.29
Bill Pmt -Check	07/03/2018	8061	Unifirst Holdings, In...		2221 · Vendors		196.20	-113,105.49
Bill Pmt -Check	07/03/2018	8062	Unifirst Holdings, In...		2221 · Vendors		99.65	-113,205.14

Navitas Utility Corporation
General Ledger
As of December 31, 2018

Type	Date	Num	Name	Memo	Split	Debit	Credit	Balance
Bill Pmt -Check	07/03/2018	8063	Verizon Wireless	Account # 87...	2221 · Vendors		926.44	-114,131.58
Bill Pmt -Check	07/03/2018	8064	Volunteer Trenching		2221 · Vendors		250.00	-114,381.58
Bill Pmt -Check	07/03/2018	8065	Western Exterminat...	Cust # 15043...	2221 · Vendors		80.00	-114,461.58
Transfer	07/03/2018			Funds Transfer	1191 · Dep. in ...	30,006.00		-84,455.58
Bill Pmt -Check	07/05/2018	Transfer	ADP	Salary payroll ...	2221 · Vendors		2,143.61	-86,599.19
Payment	07/05/2018	Transfer	Navitas OK3, LLC		1201 · From m...	5,000.00		-81,599.19
General Journal	07/05/2018	180705	Fort Cobb Fuel Auth...	Loan Advance	1201 · From m...	50,000.00		-31,599.19
Bill Pmt -Check	07/06/2018	Transfer	ADP		2221 · Vendors		209.75	-31,808.94
Bill Pmt -Check	07/06/2018	Transfer	ADP		2221 · Vendors		249.65	-32,058.59
Bill Pmt -Check	07/06/2018	8068	Ally	611925685889	2221 · Vendors		655.22	-32,713.81
Bill Pmt -Check	07/06/2018	8069	Ally	024921495072	2221 · Vendors		593.55	-33,307.36
Bill Pmt -Check	07/06/2018	8070	Ally	611927038563	2221 · Vendors		543.33	-33,850.69
Bill Pmt -Check	07/06/2018	8071	Ford Credit	Account # 56...	2221 · Vendors		1,376.59	-35,227.28
Bill Pmt -Check	07/06/2018	8072	Ally	024923459722	2221 · Vendors		645.10	-35,872.38
Bill Pmt -Check	07/06/2018	8073	Ford Credit	Account # 56...	2221 · Vendors		912.53	-36,784.91
Bill Pmt -Check	07/06/2018	8074	GM Financial	Acct # 21100...	2221 · Vendors		669.98	-37,454.89
Bill Pmt -Check	07/07/2018	8066	Clearwater Enterpris...	Financial Mon...	2221 · Vendors		21,000.00	-58,454.89
Bill Pmt -Check	07/07/2018	8067	Petrol Energy, LLC		2221 · Vendors		7,000.00	-65,454.89
Bill Pmt -Check	07/10/2018	Transfer	ADP	Biweekly / Fie...	2221 · Vendors		19,177.26	-84,632.15
Check	07/10/2018	Auto ...	KOC Insurance		924 · Insurance		94.50	-84,726.65
Bill Pmt -Check	07/11/2018	Transfer	ADP	Biweekly / Fie...	2221 · Vendors		52,965.94	-137,692.59
Bill Pmt -Check	07/11/2018	Transfer	ADP	Biweekly / Fie...	2221 · Vendors		6,449.41	-144,142.00
Transfer	07/11/2018			Funds Transfer	1191 · Dep. in ...	44,033.00		-100,109.00
Bill Pmt -Check	07/11/2018	8075	Ally	024923459722	2221 · Vendors		10,000.00	-110,109.00
General Journal	07/11/2018	180705	Fort Cobb Fuel Auth...	Loan Advance	1201 · From m...	59,000.00		-51,109.00
Bill Pmt -Check	07/11/2018	8076	5100 Trenton Pearcy		2221 · Vendors		150.00	-51,259.00
Bill Pmt -Check	07/11/2018	8077	Access Cable Televi...	Acct # 09-003...	2221 · Vendors		144.22	-51,403.22
Bill Pmt -Check	07/11/2018	8078	Airgas, Inc.		2221 · Vendors		29.79	-51,433.01
Bill Pmt -Check	07/11/2018	8079	Cart Farm & Home ...		2221 · Vendors		21.08	-51,454.09
Bill Pmt -Check	07/11/2018	8080	Cintas Corporation #...		2221 · Vendors		83.07	-51,537.16
Bill Pmt -Check	07/11/2018	8081	CKenergy Electric C...		2221 · Vendors		715.11	-52,252.27
Bill Pmt -Check	07/11/2018	8082	DirecTV		2221 · Vendors		202.97	-52,455.24
Bill Pmt -Check	07/11/2018	8083	E & S Oil Company		2221 · Vendors		30.00	-52,485.24
Bill Pmt -Check	07/11/2018	8084	EGW Utilities, Inc.	Customer ID ...	2221 · Vendors		311.25	-52,796.49
Bill Pmt -Check	07/11/2018	8085	First Volunteer Bank		2221 · Vendors		14.50	-52,810.99
Bill Pmt -Check	07/11/2018	8086	Full Spectrum Servi...		2221 · Vendors		200.00	-53,010.99
Bill Pmt -Check	07/11/2018	8087	HBC CPAs & Advisors	Client no 05761	2221 · Vendors		5,000.00	-58,010.99
Bill Pmt -Check	07/11/2018	8088	Jellico Electric & Wa...	Account # 00...	2221 · Vendors		88.31	-58,099.30
Bill Pmt -Check	07/11/2018	8089	Kentucky Undergrou...	Customer ID: ...	2221 · Vendors		1.50	-58,100.80
Bill Pmt -Check	07/11/2018	8090	One Call Concepts, ...	Acct # NAVIT01	2221 · Vendors		0.50	-58,101.30
Bill Pmt -Check	07/11/2018	8091	Pioneer Telephone ...	Account # PT...	2221 · Vendors		91.39	-58,192.69
Bill Pmt -Check	07/11/2018	8092	Pitney Bowes	Account # 00...	2221 · Vendors		314.78	-58,507.47
Bill Pmt -Check	07/11/2018	8093	Quinton Parts Supply	pay to Timoth...	2221 · Vendors		135.15	-58,642.62
Bill Pmt -Check	07/11/2018	8094	R & R Water /Culligan	Account # 22...	2221 · Vendors		60.42	-58,703.04
Bill Pmt -Check	07/11/2018	8095	R&R Tire Shop		2221 · Vendors		11.00	-58,714.04
Bill Pmt -Check	07/11/2018	8096	Red River Valley Ru...	Account # 19...	2221 · Vendors		37.43	-58,751.47
Bill Pmt -Check	07/11/2018	8097	Enbridge/Spectra E...	Account # 29...	2221 · Vendors		1,680.61	-60,432.08
Bill Pmt -Check	07/11/2018	8098	Tate Boy's Tire & Se...		2221 · Vendors		10.00	-60,442.08
Bill Pmt -Check	07/11/2018	8099	Time Warner Cable		2221 · Vendors		644.90	-61,086.98

Navitas Utility Corporation
General Ledger
As of December 31, 2018

Type	Date	Num	Name	Memo	Split	Debit	Credit	Balance
Bill Pmt -Check	07/11/2018	8100	US Cellular	Account # 84...	2221 · Vendors		403.12	-61,490.10
Bill Pmt -Check	07/11/2018	8101	Velma Public Works...		2221 · Vendors		93.00	-61,583.10
Bill Pmt -Check	07/11/2018	8102	X Stream Services	0013081	2221 · Vendors		380.45	-61,963.55
Bill Pmt -Check	07/11/2018	8113	R & R Water /Culligan	Account # 22...	2221 · Vendors		54.00	-62,017.55
Bill Pmt -Check	07/13/2018	Transfer	ADP	Salary payroll ...	2221 · Vendors		20,578.99	-82,596.54
Bill Pmt -Check	07/13/2018	Transfer	ADP		2221 · Vendors		200.94	-82,797.48
Bill Pmt -Check	07/13/2018	Transfer	ADP		2221 · Vendors		43.36	-82,840.84
Bill Pmt -Check	07/16/2018	8103	Aflac	Accout #: FG...	2221 · Vendors		326.28	-83,167.12
Bill Pmt -Check	07/16/2018	8104	Clearwater Enterpris...		2221 · Vendors		21,000.00	-104,167.12
Bill Pmt -Check	07/16/2018	8105	Don Hardy Fuel Effi...		2221 · Vendors		10,000.00	-114,167.12
Bill Pmt -Check	07/16/2018	8106	Locke Supply		2221 · Vendors		489.05	-114,656.17
Bill Pmt -Check	07/16/2018	8107	Monday's Stop N Sh...	Fuel May	2221 · Vendors		1,695.21	-116,351.38
Bill Pmt -Check	07/16/2018	8108	Natural Gas Pipeline...	Acct # 5319 / ...	2221 · Vendors		495.43	-116,846.81
Bill Pmt -Check	07/16/2018	8109	O'Reilly Auto Parts		2221 · Vendors		159.79	-117,006.60
Bill Pmt -Check	07/16/2018	8110	Petrol Energy, LLC		2221 · Vendors		7,000.00	-124,006.60
Bill Pmt -Check	07/16/2018	8111	Quill	Account # C2...	2221 · Vendors		302.69	-124,309.29
Bill Pmt -Check	07/16/2018	8112	Tennessee Gas Ass...		2221 · Vendors		500.00	-124,809.29
General Journal	07/16/2018	180716		Overdfraft ite...	427 · Interest ...		29.00	-124,838.29
General Journal	07/16/2018	10380...		COBRA check	926 · Employe...	1,973.91		-122,864.38
Transfer	07/16/2018			Funds Transfer	1191 · Dep. in ...	79,048.00		-43,816.38
Bill Pmt -Check	07/17/2018	Transfer	ADP	Salary payroll ...	2221 · Vendors		9,036.17	-52,852.55
Bill Pmt -Check	07/17/2018	Transfer	ADP	Salary payroll ...	2221 · Vendors		1,678.61	-54,531.16
Bill Pmt -Check	07/17/2018	8114	Bank 7	Loan 1010669	2221 · Vendors		1,829.26	-56,360.42
Bill Pmt -Check	07/17/2018	8115	Oklahoma Natural G...		2221 · Vendors		2,827.89	-59,188.31
Payment	07/17/2018	Transfer	Fort Cobb Fuel Auth...		1201 · From m...	11,000.00		-48,188.31
Bill Pmt -Check	07/18/2018	Transfer	Optum	Account # 3Y...	2221 · Vendors		300.00	-48,488.31
Bill Pmt -Check	07/19/2018	8116	F & M Bank	Loan 999500...	2221 · Vendors		630.87	-49,119.18
Bill Pmt -Check	07/19/2018		Zanette Insurance S...	QuickBooks g...	2221 · Vendors	0.00		-49,119.18
Bill Pmt -Check	07/19/2018	8117	AT&T Mobility	287021588346	2221 · Vendors		611.96	-49,731.14
Bill Pmt -Check	07/19/2018	8118	B & W Pipeline		2221 · Vendors		15,497.33	-65,228.47
Bill Pmt -Check	07/19/2018	8119	Battery Backup Pow...	VOID: Avira	2221 · Vendors	0.00		-65,228.47
Bill Pmt -Check	07/19/2018	8120	Bell Engineering	Account #: 59...	2221 · Vendors		1,000.00	-66,228.47
Bill Pmt -Check	07/19/2018	8121	Cotton Electric Coop...	Acc # 270660...	2221 · Vendors		174.31	-66,402.78
Bill Pmt -Check	07/19/2018	8122	Delgasco, Inc.	Account # 16...	2221 · Vendors		11,883.48	-78,286.26
Bill Pmt -Check	07/19/2018	8123	EGW Utilities, Inc.		2221 · Vendors		3,317.34	-81,603.60
Bill Pmt -Check	07/19/2018	8124	Enable Gas Transmi...		2221 · Vendors		10,075.65	-91,679.25
Bill Pmt -Check	07/19/2018	8125	Enable Oklahoma In...	Account # 26...	2221 · Vendors		1,092.00	-92,771.25
Bill Pmt -Check	07/19/2018	8126	Equity Exchange	Account # 35...	2221 · Vendors		2,898.47	-95,669.72
Bill Pmt -Check	07/19/2018	8127	Sparta Energy		2221 · Vendors		18,914.64	-114,584.36
Bill Pmt -Check	07/19/2018	8128	Grainger	Account # 84...	2221 · Vendors		346.59	-114,930.95
Bill Pmt -Check	07/19/2018	8129	Green's Tire & Oil		2221 · Vendors		91.80	-115,022.75
Bill Pmt -Check	07/19/2018	8130	Hinton Auto Supply		2221 · Vendors		2.71	-115,025.46
Bill Pmt -Check	07/19/2018	8131	Hull Brothers Constr...		2221 · Vendors		187.50	-115,212.96
Bill Pmt -Check	07/19/2018	8132	Keystone-Beard Eq...		2221 · Vendors		240.40	-115,453.36
Bill Pmt -Check	07/19/2018	8133	Liberty Mutual Insur...	Account # 40...	2221 · Vendors		4,097.69	-119,551.05
Bill Pmt -Check	07/19/2018	8134	Midwest Decals, LLC		2221 · Vendors		559.70	-120,110.75
Bill Pmt -Check	07/19/2018	8135	Motley Gin, Inc.	Account ID: N...	2221 · Vendors		647.29	-120,758.04
Bill Pmt -Check	07/19/2018	8136	Navitas Communica...		2221 · Vendors		4,000.00	-124,758.04
Bill Pmt -Check	07/19/2018	8137	Oklahoma Corporati...	pipeline safet...	2221 · Vendors		15,000.00	-139,758.04

Navitas Utility Corporation
General Ledger
As of December 31, 2018

Type	Date	Num	Name	Memo	Split	Debit	Credit	Balance
Bill Pmt -Check	07/19/2018	8138	Pitney Bowes	Account # 00...	2221 · Vendors		37.51	-139,795.55
Bill Pmt -Check	07/19/2018	8139	Public Service Co.		2221 · Vendors		70.99	-139,866.54
Bill Pmt -Check	07/19/2018	8140	Quinton Parts Supply		2221 · Vendors		88.10	-139,954.64
Bill Pmt -Check	07/19/2018	8141	Ron Comingdeer & ...		2221 · Vendors		2,083.00	-142,037.64
Bill Pmt -Check	07/19/2018	8142	Southern California ...	Customer acc...	2221 · Vendors		485.99	-142,523.63
Bill Pmt -Check	07/19/2018	8143	Southern Star Centr...		2221 · Vendors		10,607.36	-153,130.99
Bill Pmt -Check	07/19/2018	8144	The Town of Grace...		2221 · Vendors		75.00	-153,205.99
Bill Pmt -Check	07/19/2018	8145	Tim Wise		2221 · Vendors		2,700.00	-155,905.99
Bill Pmt -Check	07/19/2018	8146	Tom's Utility Service		2221 · Vendors		800.00	-156,705.99
Bill Pmt -Check	07/19/2018	8147	United Rentals, Inc.		2221 · Vendors		4,480.46	-161,186.45
Bill Pmt -Check	07/19/2018	8148	Vineyard Dozer Serv...		2221 · Vendors		446.08	-161,632.53
Bill Pmt -Check	07/19/2018	8149	Windstream	Account # 04...	2221 · Vendors		325.62	-161,958.15
Bill Pmt -Check	07/19/2018	8150	Yearwood Design W...	deposit for Ea...	2221 · Vendors		875.00	-162,833.15
Bill Pmt -Check	07/20/2018	Transfer	ADP		2221 · Vendors		315.20	-163,148.35
Bill Pmt -Check	07/20/2018	Transfer	ADP		2221 · Vendors		195.50	-163,343.85
Bill Pmt -Check	07/23/2018	8151	Clearwater Enterpris...	Financial Mon...	2221 · Vendors		21,000.00	-184,343.85
Bill Pmt -Check	07/23/2018	8152	Petrol Energy, LLC		2221 · Vendors		7,000.00	-191,343.85
Payment	07/23/2018	1745	Fort Cobb Fuel Auth...		1201 · From m...	6,723.00		-184,620.85
Payment	07/23/2018	1346	Navitas OK3, LLC		1201 · From m...	7,923.00		-176,697.85
Payment	07/23/2018	1769	Fort Cobb Fuel Auth...		1201 · From m...	29,023.00		-147,674.85
Payment	07/23/2018	1423	Navitas TN NG LLC		1201 · From m...	7,923.00		-139,751.85
Check	07/23/2018	ACH	Bank 7 Credit Cards		-SPLIT-		18,060.97	-157,812.82
General Journal	07/23/2018	180723		Stop Payment...	427 · Interest ...		25.00	-157,837.82
Bill Pmt -Check	07/24/2018	ACH	ADP	Biweekly / Fie...	2221 · Vendors		27,186.11	-185,023.93
Bill Pmt -Check	07/24/2018	ACH	ADP	Biweekly / Fie...	2221 · Vendors		9,953.30	-194,977.23
Payment	07/24/2018	1770	Fort Cobb Fuel Auth...		1201 · From m...	48,024.00		-146,953.23
Payment	07/24/2018	1746	Fort Cobb Fuel Auth...		1201 · From m...	5,024.00		-141,929.23
Bill Pmt -Check	07/24/2018	8153	Sparta Energy	January Prod...	2221 · Vendors		3,218.53	-145,147.76
Bill Pmt -Check	07/24/2018	8154	American Interstate ...	Policy AVWC...	2221 · Vendors		1,272.90	-146,420.66
Bill Pmt -Check	07/25/2018	8155	Battery Backup Pow...	Avira	2221 · Vendors		1,744.61	-148,165.27
Payment	07/26/2018		Fort Cobb Fuel Auth...		1201 · From m...	37,026.00		-111,139.27
Payment	07/26/2018		Fort Cobb Fuel Auth...		1201 · From m...	13,026.00		-98,113.27
Payment	07/26/2018		Navitas OK3, LLC		1201 · From m...	4,026.00		-94,087.27
Bill Pmt -Check	07/26/2018	8156	NALLC - gas facilities		2221 · Vendors		4,194.72	-98,281.99
Payment	07/26/2018	1331	Navitas KY NG LLC		1201 · From m...	60,216.00		-38,065.99
Payment	07/26/2018	1019	Navitas Utility TX, LLC		1201 · From m...	14,027.00		-24,038.99
Bill Pmt -Check	07/27/2018	ACH	ADP		2221 · Vendors		14.00	-24,052.99
Bill Pmt -Check	07/27/2018	ACH	ADP		2221 · Vendors		7.00	-24,059.99
Bill Pmt -Check	07/27/2018	ACH	ADP	Biweekly / Fie...	2221 · Vendors		3,419.71	-27,479.70
Bill Pmt -Check	07/27/2018	Transfer	United Healthcare	Customer # 4...	2221 · Vendors		8,941.53	-36,421.23
Bill Pmt -Check	07/27/2018	Transfer	United Healthcare	Customer # 5...	2221 · Vendors		28,447.99	-64,869.22
Bill Pmt -Check	07/30/2018	8157	IPFS Corporation	Account # TX...	2221 · Vendors		5,348.65	-70,217.87
Bill Pmt -Check	07/31/2018	Transfer	ADP	Salary payroll ...	2221 · Vendors		20,226.86	-90,444.73
Bill Pmt -Check	07/31/2018	Transfer	ADP	Salary payroll ...	2221 · Vendors		8,875.05	-99,319.78
General Journal	07/31/2018	180731	Fort Cobb Fuel Auth...	Loan Advance	1201 · From m...	40,000.00		-59,319.78
General Journal	07/31/2018	180731		Overdfraft ite...	427 · Interest ...		33.73	-59,353.51
Bill Pmt -Check	08/01/2018	8158	Ally	611925685889	2221 · Vendors		655.22	-60,008.73
Bill Pmt -Check	08/01/2018	8159	Ford Credit	Account # 56...	2221 · Vendors		912.53	-60,921.26
Bill Pmt -Check	08/01/2018	8160	GM Financial	Acct # 21100...	2221 · Vendors		669.98	-61,591.24

Navitas Utility Corporation
General Ledger
As of December 31, 2018

Type	Date	Num	Name	Memo	Split	Debit	Credit	Balance
Bill Pmt -Check	08/01/2018	8161	Ally	024921495072	2221 · Vendors		593.55	-62,184.79
Bill Pmt -Check	08/01/2018	8162	Ford Credit	Account # 56...	2221 · Vendors		1,376.59	-63,561.38
Bill Pmt -Check	08/01/2018	8163	Ally	024923459722	2221 · Vendors		645.10	-64,206.48
Bill Pmt -Check	08/01/2018	8164	Ally	611927038563	2221 · Vendors		543.33	-64,749.81
Bill Pmt -Check	08/01/2018	8165	Ally	024923459722	2221 · Vendors		3,400.00	-68,149.81
Bill Pmt -Check	08/01/2018	8166	Ally	024923459722	2221 · Vendors		6,600.00	-74,749.81
Bill Pmt -Check	08/01/2018	8167	A New Energy LLC		2221 · Vendors		2,083.33	-76,833.14
Bill Pmt -Check	08/01/2018	8168	Access Cable Televi...	Acct # 09-003...	2221 · Vendors		144.36	-76,977.50
Bill Pmt -Check	08/01/2018	8169	Advanced Professio...		2221 · Vendors		25.00	-77,002.50
Bill Pmt -Check	08/01/2018	8171	Airgas, Inc.		2221 · Vendors		65.78	-77,068.28
Bill Pmt -Check	08/01/2018	8172	Allegra Printing & Im...		2221 · Vendors		159.63	-77,227.91
Bill Pmt -Check	08/01/2018	8173	American Interstate ...	Policy AVWC...	2221 · Vendors		1,842.83	-79,070.74
Bill Pmt -Check	08/01/2018	8174	Bemac Supply	Customer # 6...	2221 · Vendors		150.09	-79,220.83
Bill Pmt -Check	08/01/2018	8175	Brown Ford & Mercu...		2221 · Vendors		623.75	-79,844.58
Bill Pmt -Check	08/01/2018	8176	CenterPoint Energy ...	Customer ID: ...	2221 · Vendors		593.70	-80,438.28
Bill Pmt -Check	08/01/2018	8177	Cintas Corporation #...		2221 · Vendors		110.76	-80,549.04
Bill Pmt -Check	08/01/2018	8178	Clearwater Enterpris...		2221 · Vendors		21,000.00	-101,549.04
Bill Pmt -Check	08/01/2018	8179	Element Fire & Safety		2221 · Vendors		63.00	-101,612.04
Bill Pmt -Check	08/01/2018	8180	Enable Gas Transmi...		2221 · Vendors		188.84	-101,800.88
Bill Pmt -Check	08/01/2018	8181	Enable Oklahoma In...	Account # 26...	2221 · Vendors		1,271.00	-103,071.88
Bill Pmt -Check	08/01/2018	8182	England Ford Inc	account 4411...	2221 · Vendors		50.30	-103,122.18
Bill Pmt -Check	08/01/2018	8183	Farris Bobango Bra...		2221 · Vendors		1,500.00	-104,622.18
Bill Pmt -Check	08/01/2018	8184	Guardian	Group ID: 00 ...	2221 · Vendors		290.21	-104,912.39
Bill Pmt -Check	08/01/2018	8185	Harmon Electric Ass...	Account # 50...	2221 · Vendors		177.40	-105,089.79
Bill Pmt -Check	08/01/2018	8186	Jenkins Oilfield Sup...	Customer Acc...	2221 · Vendors		1,934.42	-107,024.21
Bill Pmt -Check	08/01/2018	8187	Kentucky Undergrou...	Customer ID: ...	2221 · Vendors		1.50	-107,025.71
Bill Pmt -Check	08/01/2018	8188	Klint Alexander	April 2018	2221 · Vendors		1,000.00	-108,025.71
Bill Pmt -Check	08/01/2018	8189	Knox Oklahoma Re...		2221 · Vendors		15.00	-108,040.71
Bill Pmt -Check	08/01/2018	8190	Legacy Bank		2221 · Vendors		75.00	-108,115.71
Bill Pmt -Check	08/01/2018	8191	Natural Gas Pipeline...	Acct # 5319 / ...	2221 · Vendors		494.70	-108,610.41
Bill Pmt -Check	08/01/2018	8192	O'Reilly Auto Parts		2221 · Vendors		135.25	-108,745.66
Bill Pmt -Check	08/01/2018	8193	Oklahoma Natural G...		2221 · Vendors		2,831.74	-111,577.40
Bill Pmt -Check	08/01/2018	8194	Petrol Energy, LLC		2221 · Vendors		7,000.00	-118,577.40
Bill Pmt -Check	08/01/2018	8195	Pioneer Cellular - us...	Account # CN...	2221 · Vendors		108.35	-118,685.75
Bill Pmt -Check	08/01/2018	8196	Rexnord Industries ...		2221 · Vendors		184.29	-118,870.04
Bill Pmt -Check	08/01/2018	8197	Sonitrol Orange Cou...	Customer # 3...	2221 · Vendors		141.15	-119,011.19
Bill Pmt -Check	08/01/2018	8198	Streetmaster, LLC		2221 · Vendors		1,250.00	-120,261.19
Bill Pmt -Check	08/01/2018	8199	TDH Construction		2221 · Vendors		1,380.00	-121,641.19
Bill Pmt -Check	08/01/2018	8200	Unifirst Holdings, In...		2221 · Vendors		562.41	-122,203.60
Bill Pmt -Check	08/01/2018	8201	Unifirst Holdings, In...		2221 · Vendors		105.46	-122,309.06
Bill Pmt -Check	08/01/2018	8202	Unifirst Holdings, In...		2221 · Vendors		169.22	-122,478.28
Bill Pmt -Check	08/01/2018	8203	Unifirst Holdings, In...		2221 · Vendors		101.76	-122,580.04
Bill Pmt -Check	08/01/2018	8204	Unifirst Holdings, In...		2221 · Vendors		89.11	-122,669.15
Bill Pmt -Check	08/01/2018	8205	Verizon Wireless	Account # 87...	2221 · Vendors		991.60	-123,660.75
Bill Pmt -Check	08/01/2018	8206	Volunteer Trenching		2221 · Vendors		250.00	-123,910.75
Bill Pmt -Check	08/01/2018	8207	Zee Medical Service...	Account # 2312	2221 · Vendors		162.15	-124,072.90
Bill Pmt -Check	08/01/2018	8208	Aflac	Accout #: FG...	2221 · Vendors		458.64	-124,531.54
Payment	08/01/2018	1206	Navitas Winstar LLC		1201 · From m...	8,001.00		-116,530.54
Payment	08/01/2018	1332	Navitas KY NG LLC		1201 · From m...	7,001.00		-109,529.54

Navitas Utility Corporation
General Ledger
As of December 31, 2018

Type	Date	Num	Name	Memo	Split	Debit	Credit	Balance
Bill Pmt -Check	08/01/2018	8209	Hudson Country Sto...		2221 · Vendors		2,395.56	-111,925.10
Bill Pmt -Check	08/01/2018	8210	Haskell County Wat...	Acc # 10-1240	2221 · Vendors		18.00	-111,943.10
Bill Pmt -Check	08/01/2018	8211	Ochelata Utility Auth...	Account 1129	2221 · Vendors		145.25	-112,088.35
Bill Pmt -Check	08/01/2018	8212	X Stream Services	0013081	2221 · Vendors		376.90	-112,465.25
Payment	08/02/2018	1424	Navitas TN NG LLC		1201 · From m...	6,002.00		-106,463.25
Payment	08/02/2018	1752	Fort Cobb Fuel Auth...		1201 · From m...	15,902.00		-90,561.25
Payment	08/02/2018	1781	Fort Cobb Fuel Auth...		1201 · From m...	6,002.00		-84,559.25
Check	08/02/2018	ACH	Bank 7 Credit Cards		-SPLIT-		13,928.58	-98,487.83
Bill Pmt -Check	08/03/2018	Transfer	ADP		2221 · Vendors		101.95	-98,589.78
Bill Pmt -Check	08/03/2018	Transfer	ADP		2221 · Vendors		335.89	-98,925.67
Bill Pmt -Check	08/03/2018	Transfer	ADP		2221 · Vendors		249.65	-99,175.32
Bill Pmt -Check	08/03/2018	Transfer	ADP	Salary payroll ...	2221 · Vendors		1,633.61	-100,808.93
Bill Pmt -Check	08/03/2018	Transfer	ADP		2221 · Vendors		49.95	-100,858.88
General Journal	08/03/2018	18008...	Fort Cobb Fuel Auth...	Loan Advance	1201 · From m...	20,000.00		-80,858.88
Bill Pmt -Check	08/07/2018	Transfer	ADP	Biweekly / Fie...	2221 · Vendors		26,520.86	-107,379.74
Bill Pmt -Check	08/07/2018	Transfer	ADP	Biweekly / Fie...	2221 · Vendors		9,828.69	-117,208.43
General Journal	08/07/2018	180807	Fort Cobb Fuel Auth...	Loan Advance	1201 · From m...	20,000.00		-97,208.43
Payment	08/07/2018	Transfer	Fort Cobb Fuel Auth...		1201 · From m...	7,000.00		-90,208.43
Payment	08/07/2018	Transfer	Navitas TN NG LLC		1201 · From m...	7,000.00		-83,208.43
Bill Pmt -Check	08/07/2018	8213	5100 Colin Ratowski		2221 · Vendors		6.46	-83,214.89
Bill Pmt -Check	08/07/2018	8214	5100 Steven Yearw...	CDL License f...	2221 · Vendors		85.00	-83,299.89
Bill Pmt -Check	08/07/2018	8215	5100 Trenton Pearcy		2221 · Vendors		85.00	-83,384.89
Bill Pmt -Check	08/07/2018	8216	CenterPoint Energy		2221 · Vendors		120.57	-83,505.46
Bill Pmt -Check	08/07/2018	8217	CKenergy Electric C...	Account: 592...	2221 · Vendors		467.00	-83,972.46
Bill Pmt -Check	08/07/2018	8218	DirecTV		2221 · Vendors		202.97	-84,175.43
Bill Pmt -Check	08/07/2018	8219	First Volunteer Bank		2221 · Vendors		16.50	-84,191.93
Bill Pmt -Check	08/07/2018	8220	Mesa Consolidated ...	VOID: Acc # ...	2221 · Vendors	0.00		-84,191.93
Bill Pmt -Check	08/07/2018	8221	One Call Concepts, ...	Acct # NAVIT01	2221 · Vendors		0.50	-84,192.43
Bill Pmt -Check	08/07/2018	8222	Prince Plumbing LLC		2221 · Vendors		43.18	-84,235.61
Bill Pmt -Check	08/07/2018	8223	Professional Compli...		2221 · Vendors		160.00	-84,395.61
Bill Pmt -Check	08/07/2018	8224	Public Service Co.		2221 · Vendors		361.40	-84,757.01
Bill Pmt -Check	08/07/2018	8225	R & R Water /Culligan	Account # 22...	2221 · Vendors		60.42	-84,817.43
Bill Pmt -Check	08/07/2018	8226	Red River Valley Ru...	Account # 19...	2221 · Vendors		37.52	-84,854.95
Bill Pmt -Check	08/07/2018	8227	Southeastern Diagn...		2221 · Vendors		55.00	-84,909.95
Bill Pmt -Check	08/07/2018	8228	Enbridge/Spectra E...	Account # 29...	2221 · Vendors		1,682.15	-86,592.10
Bill Pmt -Check	08/07/2018	8229	Stephens Co. Rural ...	Account A-04...	2221 · Vendors		35.00	-86,627.10
Bill Pmt -Check	08/07/2018	8230	Terminix Processing...	Cust # 7479088	2221 · Vendors		57.00	-86,684.10
Bill Pmt -Check	08/07/2018	8231	The Town of Grace...		2221 · Vendors		75.00	-86,759.10
Bill Pmt -Check	08/07/2018	8232	Time Warner Cable		2221 · Vendors		644.90	-87,404.00
Bill Pmt -Check	08/07/2018	8233	Totah Communicati...	account # 7460	2221 · Vendors		279.70	-87,683.70
Bill Pmt -Check	08/07/2018	8234	Town of Eakly		2221 · Vendors		229.68	-87,913.38
Bill Pmt -Check	08/07/2018	8235	US Cellular	Account # 84...	2221 · Vendors		401.51	-88,314.89
Bill Pmt -Check	08/07/2018	8236	Velma Public Works...		2221 · Vendors		107.00	-88,421.89
Bill Pmt -Check	08/07/2018	8237	CKenergy Electric C...	Account: 592...	2221 · Vendors		344.00	-88,765.89
Bill Pmt -Check	08/07/2018	8238	Jellico Electric & Wa...	Account # 00...	2221 · Vendors		131.30	-88,897.19
Bill Pmt -Check	08/07/2018	8239	Oklahoma Corporati...	pipeline safet...	2221 · Vendors		11,555.36	-100,452.55
Bill Pmt -Check	08/07/2018	8240	Pioneer Cellular - us...	Account # CN...	2221 · Vendors		93.71	-100,546.26
Bill Pmt -Check	08/07/2018	8242	Clearwater Enterpris...	Financial Mon...	2221 · Vendors		9,000.00	-109,546.26
Bill Pmt -Check	08/07/2018	8243	Petrol Energy, LLC		2221 · Vendors		4,000.00	-113,546.26

Navitas Utility Corporation
General Ledger
As of December 31, 2018

Type	Date	Num	Name	Memo	Split	Debit	Credit	Balance
Payment	08/08/2018	Transfer	Fort Cobb Fuel Auth...		1201 · From m...	10,000.00		-103,546.26
Bill Pmt -Check	08/10/2018	Transfer	ADP		2221 · Vendors		192.65	-103,738.91
Bill Pmt -Check	08/10/2018	Transfer	ADP	Biweekly / Fie...	2221 · Vendors		3,102.59	-106,841.50
Check	08/10/2018	Auto ...	KOC Insurance		924 · Insurance		94.50	-106,936.00
General Journal	08/10/2018	180810	Fort Cobb Fuel Auth...	Loan Advance	1201 · From m...	40,000.00		-66,936.00
Payment	08/10/2018	1757	Fort Cobb Fuel Auth...		1201 · From m...	39,014.00		-27,922.00
Payment	08/10/2018	1785	Fort Cobb Fuel Auth...		1201 · From m...	29,014.00		1,092.00
General Journal	08/13/2018	10382...		COBRA check	926 · Employe...	1,973.91		3,065.91
Bill Pmt -Check	08/13/2018	8241	Bank 7	Loan 1010669	2221 · Vendors		2,370.41	695.50
Bill Pmt -Check	08/14/2018	Transfer	ADP	Salary payroll ...	2221 · Vendors		20,680.33	-19,984.83
Bill Pmt -Check	08/14/2018	Transfer	ADP	Salary payroll ...	2221 · Vendors		8,362.54	-28,347.37
Bill Pmt -Check	08/14/2018	8244	Clearwater Enterpris...	Financial Mon...	2221 · Vendors		9,000.00	-37,347.37
Bill Pmt -Check	08/14/2018	8245	Petrol Energy, LLC		2221 · Vendors		4,000.00	-41,347.37
Check	08/14/2018	ACH	Bank 7 Credit Cards		-SPLIT-		1,019.77	-42,367.14
Bill Pmt -Check	08/15/2018	8246	AT&T Mobility	287021588346	2221 · Vendors		545.76	-42,912.90
Bill Pmt -Check	08/15/2018	8247	B & B Meter Service		2221 · Vendors		5,366.00	-48,278.90
Bill Pmt -Check	08/15/2018	8248	B & W Pipeline		2221 · Vendors		14,223.02	-62,501.92
Bill Pmt -Check	08/15/2018	8249	Battery Backup Pow...		2221 · Vendors		1,031.21	-63,533.13
Bill Pmt -Check	08/15/2018	8250	Cart Farm & Home ...		2221 · Vendors		5.49	-63,538.62
Bill Pmt -Check	08/15/2018	8251	Cintas Corporation #...	Acct # 35084	2221 · Vendors		27.69	-63,566.31
Bill Pmt -Check	08/15/2018	8252	Delgasco, Inc.	Account # 16...	2221 · Vendors		4,398.10	-67,964.41
Bill Pmt -Check	08/15/2018	8253	Don Hardy Fuel Effi...		2221 · Vendors		7,580.00	-75,544.41
Bill Pmt -Check	08/15/2018	8254	Duncan Builders Su...	Customer Nu...	2221 · Vendors		5,861.40	-81,405.81
Bill Pmt -Check	08/15/2018	8255	E & S Oil Company		2221 · Vendors		12.00	-81,417.81
Bill Pmt -Check	08/15/2018	8256	EGW Utilities, Inc.		2221 · Vendors		1,824.34	-83,242.15
Bill Pmt -Check	08/15/2018	8257	Enable Gas Transmi...		2221 · Vendors		2,116.21	-85,358.36
Bill Pmt -Check	08/15/2018	8258	Enable Oklahoma In...	Account # 26...	2221 · Vendors		1,271.00	-86,629.36
Bill Pmt -Check	08/15/2018	8259	England Ford Inc	account 4411...	2221 · Vendors		70.88	-86,700.24
Bill Pmt -Check	08/15/2018	8260	Farmers Coop Mill &...		2221 · Vendors		10.74	-86,710.98
Bill Pmt -Check	08/15/2018	8261	Full Spectrum Servi...		2221 · Vendors		200.00	-86,910.98
Bill Pmt -Check	08/15/2018	8262	Sparta Energy	April Production	2221 · Vendors		16,574.40	-103,485.38
Bill Pmt -Check	08/15/2018	8263	Grainger	Account # 84...	2221 · Vendors		43.69	-103,529.07
Bill Pmt -Check	08/15/2018	8264	Harold's Auto Supply	Acct # 3530	2221 · Vendors		41.35	-103,570.42
Bill Pmt -Check	08/15/2018	8265	Isco Industries, LLC		2221 · Vendors		3,737.39	-107,307.81
Bill Pmt -Check	08/15/2018	8266	Jenkins Oilfield Sup...		2221 · Vendors		400.51	-107,708.32
Bill Pmt -Check	08/15/2018	8267	Keystone-Beard Eq...		2221 · Vendors		801.38	-108,509.70
Bill Pmt -Check	08/15/2018	8268	Legacy Bank		2221 · Vendors		75.00	-108,584.70
Bill Pmt -Check	08/15/2018	8269	Locke Supply		2221 · Vendors		358.44	-108,943.14
Bill Pmt -Check	08/15/2018	8270	Monday's Stop N Sh...	Fuel Jul	2221 · Vendors		1,888.98	-110,832.12
Bill Pmt -Check	08/15/2018	8271	Motley Gin, Inc.	Account ID: N...	2221 · Vendors		410.76	-111,242.88
Bill Pmt -Check	08/15/2018	8272	Natural Gas Pipeline...	Acct # 5319 / ...	2221 · Vendors		1.24	-111,244.12
Bill Pmt -Check	08/15/2018	8273	O'Reilly Auto Parts		2221 · Vendors		125.73	-111,369.85
Bill Pmt -Check	08/15/2018	8274	Opal Leach		2221 · Vendors		250.00	-111,619.85
Bill Pmt -Check	08/15/2018	8275	Pipeline Regulatory ...		2221 · Vendors		2,350.00	-113,969.85
Bill Pmt -Check	08/15/2018	8276	Pitney Bowes	Account # 00...	2221 · Vendors		400.00	-114,369.85
Bill Pmt -Check	08/15/2018	8277	Public Service Co.		2221 · Vendors		70.58	-114,440.43
Bill Pmt -Check	08/15/2018	8278	Quinton Parts Supply	pay to Timoth...	2221 · Vendors		17.27	-114,457.70
Bill Pmt -Check	08/15/2018	8279	R&R Tire Shop		2221 · Vendors		467.00	-114,924.70
Bill Pmt -Check	08/15/2018	8280	SoCal Gas	VOID: Accou...	2221 · Vendors	0.00		-114,924.70

Navitas Utility Corporation
General Ledger
As of December 31, 2018

Type	Date	Num	Name	Memo	Split	Debit	Credit	Balance
Bill Pmt -Check	08/15/2018	8281	Southern California ...	Customer acc...	2221 · Vendors		688.96	-115,613.66
Bill Pmt -Check	08/15/2018	8282	Southern Star Centr...		2221 · Vendors		10,221.93	-125,835.59
Bill Pmt -Check	08/15/2018	8283	Steve Jolley		2221 · Vendors		2,500.00	-128,335.59
Bill Pmt -Check	08/15/2018	8284	Tate Boy's Tire & Se...		2221 · Vendors		42.87	-128,378.46
Bill Pmt -Check	08/15/2018	8285	Tennessee Press S...		2221 · Vendors		703.06	-129,081.52
Bill Pmt -Check	08/15/2018	8286	Terminix Processing...	Cust # 7479088	2221 · Vendors		57.00	-129,138.52
Bill Pmt -Check	08/15/2018	8287	Unifirst Holdings, In...		2221 · Vendors		798.24	-129,936.76
Bill Pmt -Check	08/15/2018	8288	Unifirst Holdings, In...		2221 · Vendors		150.07	-130,086.83
Bill Pmt -Check	08/15/2018	8289	Unifirst Holdings, In...		2221 · Vendors		232.20	-130,319.03
Bill Pmt -Check	08/15/2018	8290	Unifirst Holdings, In...		2221 · Vendors		145.44	-130,464.47
Bill Pmt -Check	08/15/2018	8291	Unifirst Holdings, In...		2221 · Vendors		89.52	-130,553.99
Bill Pmt -Check	08/15/2018	8292	United Rentals, Inc.		2221 · Vendors		6,863.17	-137,417.16
Bill Pmt -Check	08/15/2018	8293	Valir Physical Therapy		2221 · Vendors		50.00	-137,467.16
Bill Pmt -Check	08/15/2018	8294	Volunteer Trenching		2221 · Vendors		250.00	-137,717.16
Bill Pmt -Check	08/15/2018	8295	Western Exterminat...	Cust # 15043...	2221 · Vendors		80.00	-137,797.16
Bill Pmt -Check	08/17/2018	Transfer	ADP	Salary payroll ...	2221 · Vendors		1,633.61	-139,430.77
Bill Pmt -Check	08/17/2018	Transfer	ADP		2221 · Vendors		246.80	-139,677.57
Payment	08/20/2018	1349	Navitas OK3, LLC		1201 · From m...	58,020.00		-81,657.57
Payment	08/20/2018	1788	Fort Cobb Fuel Auth...		1201 · From m...	9,020.00		-72,637.57
Payment	08/20/2018	1758	Fort Cobb Fuel Auth...		1201 · From m...	4,020.00		-68,617.57
General Journal	08/20/2018	18082...		Check Numb...	1403 · Insurance	5,026.93		-63,590.64
Bill Pmt -Check	08/21/2018	8296	Airgas, Inc.		2221 · Vendors		85.48	-63,676.12
Bill Pmt -Check	08/21/2018	8297	Blue Otter Solutions...		2221 · Vendors		3,260.34	-66,936.46
Bill Pmt -Check	08/21/2018	8298	Clearwater Enterpris...	Financial Mon...	2221 · Vendors		12,166.09	-79,102.55
Bill Pmt -Check	08/21/2018	8299	Equity Exchange	Account # 35...	2221 · Vendors		3,046.09	-82,148.64
Bill Pmt -Check	08/21/2018	8300	Farmers Coop Mill &...		2221 · Vendors		0.50	-82,149.14
Bill Pmt -Check	08/21/2018	8301	Petrol Energy, LLC		2221 · Vendors		15,800.56	-97,949.70
Bill Pmt -Check	08/21/2018	8302	Quill		2221 · Vendors		885.89	-98,835.59
Bill Pmt -Check	08/21/2018	8303	Ron Comingdeer & ...		2221 · Vendors		2,083.00	-100,918.59
Bill Pmt -Check	08/21/2018	8304	Tim Wise		2221 · Vendors		5,528.00	-106,446.59
Bill Pmt -Check	08/21/2018	Transfer	ADP	Biweekly / Fie...	2221 · Vendors		26,079.74	-132,526.33
Bill Pmt -Check	08/21/2018	Transfer	ADP	Biweekly / Fie...	2221 · Vendors		9,354.03	-141,880.36
Bill Pmt -Check	08/21/2018	8305	Cotton Electric Coop...	Acc # 270660...	2221 · Vendors		174.94	-142,055.30
Bill Pmt -Check	08/21/2018	8306	Mesa Consolidated ...		2221 · Vendors		63.11	-142,118.41
Bill Pmt -Check	08/21/2018	8307	Oklahoma Natural G...		2221 · Vendors		2,871.67	-144,990.08
Bill Pmt -Check	08/21/2018	8308	Pioneer Cellular - us...	Account # CN...	2221 · Vendors		108.35	-145,098.43
Bill Pmt -Check	08/21/2018	8309	Tennessee One-Call...		2221 · Vendors		450.00	-145,548.43
Bill Pmt -Check	08/21/2018	8310	Western Exterminat...	Cust # 15043...	2221 · Vendors		80.00	-145,628.43
Bill Pmt -Check	08/21/2018	8311	Windstream	Account # 04...	2221 · Vendors		326.11	-145,954.54
Bill Pmt -Check	08/24/2018	Transfer	ADP		2221 · Vendors		14.00	-145,968.54
Bill Pmt -Check	08/24/2018	Transfer	ADP		2221 · Vendors		199.65	-146,168.19
Bill Pmt -Check	08/24/2018	Transfer	ADP	Biweekly / Fie...	2221 · Vendors		3,165.70	-149,333.89
Bill Pmt -Check	08/24/2018	8312	F & M Bank	Loan 999500...	2221 · Vendors		630.87	-149,964.76
Bill Pmt -Check	08/24/2018	8313	IPFS Corporation	Account # TX...	2221 · Vendors		5,348.65	-155,313.41
Bill Pmt -Check	08/24/2018	8314	EGW Utilities, Inc.		2221 · Vendors		1,106.70	-156,420.11
Payment	08/24/2018	1208	Navitas Winstar LLC		1201 · From m...	1,938.00		-154,482.11
Payment	08/24/2018	1209	Navitas Winstar LLC		1201 · From m...	20,000.00		-134,482.11
Bill Pmt -Check	08/24/2018	8315	Duncan Builders Su...	Customer Nu...	2221 · Vendors		7,000.00	-141,482.11
General Journal	08/24/2018	180824		Overdfraft ite...	427 · Interest ...		29.00	-141,511.11

Navitas Utility Corporation
General Ledger
As of December 31, 2018

Type	Date	Num	Name	Memo	Split	Debit	Credit	Balance
Payment	08/24/2018	1789	Fort Cobb Fuel Auth...		1201 · From m...	52,027.00		-89,484.11
Payment	08/28/2018	1761	Fort Cobb Fuel Auth...		1201 · From m...	31,420.00		-58,064.11
Bill Pmt -Check	08/28/2018	Transfer	United Healthcare	Customer # 4...	2221 · Vendors		8,941.53	-67,005.64
Bill Pmt -Check	08/28/2018	Transfer	United Healthcare	Customer # 5...	2221 · Vendors		28,447.99	-95,453.63
Payment	08/28/2018	1336	Navitas KY NG LLC		1201 · From m...	44,027.00		-51,426.63
General Journal	08/28/2018	18082...		Check Numb...	1403 · Insurance	251.35		-51,175.28
Payment	08/28/2018	1210	Navitas Winstar LLC		1201 · From m...	17,029.00		-34,146.28
Payment	08/28/2018	1428	Navitas TN NG LLC		1201 · From m...	14,029.00		-20,117.28
Bill Pmt -Check	08/29/2018	8316	A New Energy LLC		2221 · Vendors		2,083.33	-22,200.61
Bill Pmt -Check	08/29/2018	8317	Access Cable Televi...	Acct # 09-003...	2221 · Vendors		144.22	-22,344.83
Bill Pmt -Check	08/29/2018	8318	Aflac	Accout #: FG...	2221 · Vendors		458.64	-22,803.47
Bill Pmt -Check	08/29/2018	8319	Brown Ford & Mercu...		2221 · Vendors		561.86	-23,365.33
Bill Pmt -Check	08/29/2018	8320	CenterPoint Energy ...	Customer ID: ...	2221 · Vendors		692.16	-24,057.49
Bill Pmt -Check	08/29/2018	8321	Clearwater Enterpris...	Financial Mon...	2221 · Vendors		4,517.96	-28,575.45
Bill Pmt -Check	08/29/2018	8322	Enable Gas Transmi...	Account # 26...	2221 · Vendors		8,178.67	-36,754.12
Bill Pmt -Check	08/29/2018	8323	Enable Oklahoma In...	Account # 26...	2221 · Vendors		988.00	-37,742.12
Bill Pmt -Check	08/29/2018	8324	Farris Bobango Bra...		2221 · Vendors		1,500.00	-39,242.12
Bill Pmt -Check	08/29/2018	8325	Guardian	Group ID: 00 ...	2221 · Vendors		262.95	-39,505.07
Bill Pmt -Check	08/29/2018	8326	H & C Services and ...		2221 · Vendors		161.96	-39,667.03
Bill Pmt -Check	08/29/2018	8327	Isco Industries, LLC		2221 · Vendors		1,068.20	-40,735.23
Bill Pmt -Check	08/29/2018	8328	Keystone-Beard Eq...		2221 · Vendors		146.98	-40,882.21
Bill Pmt -Check	08/29/2018	8329	Klint Alexander	May 2018	2221 · Vendors		1,000.00	-41,882.21
Bill Pmt -Check	08/29/2018	8330	Locke Supply		2221 · Vendors		115.87	-41,998.08
Bill Pmt -Check	08/29/2018	8331	Navitas Communica...		2221 · Vendors		2,000.00	-43,998.08
Bill Pmt -Check	08/29/2018	8332	Ochelata Utility Auth...	Account 1129	2221 · Vendors		149.25	-44,147.33
Bill Pmt -Check	08/29/2018	8333	OCT Equipment LLC		2221 · Vendors		60.77	-44,208.10
Bill Pmt -Check	08/29/2018	8334	Oklahoma Natural G...	Acc # 212809...	2221 · Vendors		21.59	-44,229.69
Bill Pmt -Check	08/29/2018	8335	Opal Leach		2221 · Vendors		250.00	-44,479.69
Bill Pmt -Check	08/29/2018	8336	Petrol Energy, LLC		2221 · Vendors		4,000.00	-48,479.69
Bill Pmt -Check	08/29/2018	8337	Public Service Co.		2221 · Vendors		366.82	-48,846.51
Bill Pmt -Check	08/29/2018	8338	Quill	Account # C2...	2221 · Vendors		131.87	-48,978.38
Bill Pmt -Check	08/29/2018	8339	Sonitrol Orange Cou...	Customer # 3...	2221 · Vendors		141.15	-49,119.53
Bill Pmt -Check	08/29/2018	8340	Enbridge/Spectra E...	Account # 29...	2221 · Vendors		1,680.78	-50,800.31
Bill Pmt -Check	08/29/2018	8341	Streetmaster, LLC		2221 · Vendors		1,250.00	-52,050.31
Bill Pmt -Check	08/29/2018	8342	United Rentals, Inc.	Customer: 13...	2221 · Vendors		2,475.54	-54,525.85
Bill Pmt -Check	08/29/2018	8343	Verizon Wireless	Account # 87...	2221 · Vendors		832.92	-55,358.77
Bill Pmt -Check	08/29/2018	8344	Volunteer Trenching		2221 · Vendors		812.00	-56,170.77
Bill Pmt -Check	08/29/2018	8345	WT&C Corporate S...	Navitas KY N...	2221 · Vendors		150.00	-56,320.77
Payment	08/30/2018	1021	Navitas Utility TX, LLC		1201 · From m...	28,030.00		-28,290.77
Bill Pmt -Check	08/30/2018	8346	5100 Noelle Ward	Parking - Lon...	2221 · Vendors		25.00	-28,315.77
Bill Pmt -Check	08/30/2018	8347	5100 Trenton Pearcy		2221 · Vendors		29.00	-28,344.77
Bill Pmt -Check	08/31/2018	Transfer	ADP		2221 · Vendors		49.95	-28,394.72
Bill Pmt -Check	08/31/2018	Transfer	ADP		2221 · Vendors		249.65	-28,644.37
Bill Pmt -Check	08/31/2018	Transfer	ADP	Salary payroll ...	2221 · Vendors		21,052.78	-49,697.15
Bill Pmt -Check	08/31/2018	Transfer	ADP	Salary payroll ...	2221 · Vendors		7,996.94	-57,694.09
Bill Pmt -Check	08/31/2018	Transfer	ADP		2221 · Vendors		99.35	-57,793.44
General Journal	08/31/2018	180831		Overdfraft ite...	427 · Interest ...		0.41	-57,793.85
Bill Pmt -Check	08/31/2018	8348	5100 Bill Radford		2221 · Vendors		740.47	-58,534.32
Payment	09/04/2018	1762	Fort Cobb Fuel Auth...		1201 · From m...	15,104.00		-43,430.32

Navitas Utility Corporation
General Ledger
As of December 31, 2018

Type	Date	Num	Name	Memo	Split	Debit	Credit	Balance
Payment	09/04/2018	1790	Fort Cobb Fuel Auth...		1201 · From m...	11,804.00		-31,626.32
Bill Pmt -Check	09/05/2018	Transfer	ADP	Salary payroll ...	2221 · Vendors		1,654.99	-33,281.31
Bill Pmt -Check	09/05/2018	Transfer	ADP	Biweekly / Fie...	2221 · Vendors		26,616.52	-59,897.83
Bill Pmt -Check	09/05/2018	Transfer	ADP	Biweekly / Fie...	2221 · Vendors		10,117.59	-70,015.42
Payment	09/05/2018	1763	Fort Cobb Fuel Auth...		1201 · From m...	20,005.00		-50,010.42
Bill Pmt -Check	09/05/2018	8349	Oklahoma Corporati...	Q219 Fee ass...	2221 · Vendors		1,795.78	-51,806.20
Bill Pmt -Check	09/06/2018	8350	Ally	611925685889	2221 · Vendors		655.22	-52,461.42
Bill Pmt -Check	09/06/2018	8351	Ford Credit	Account # 56...	2221 · Vendors		1,050.05	-53,511.47
Bill Pmt -Check	09/06/2018	8352	GM Financial	Acct # 21100...	2221 · Vendors		669.98	-54,181.45
Bill Pmt -Check	09/06/2018	8353	Ally	611927038563	2221 · Vendors		543.33	-54,724.78
Bill Pmt -Check	09/06/2018	8354	Ford Credit	Account # 56...	2221 · Vendors		912.53	-55,637.31
Bill Pmt -Check	09/06/2018	8355	Ally	024921495072	2221 · Vendors		593.55	-56,230.86
Bill Pmt -Check	09/06/2018	8356	Ford Credit	Account # 56...	2221 · Vendors		1,376.59	-57,607.45
Bill Pmt -Check	09/06/2018	8357	Ally	AN 61192568...	2221 · Vendors		10,000.00	-67,607.45
Bill Pmt -Check	09/07/2018	Transfer	ADP	Biweekly / Fie...	2221 · Vendors		3,294.78	-70,902.23
Bill Pmt -Check	09/07/2018	Transfer	ADP		2221 · Vendors		192.65	-71,094.88
Bill Pmt -Check	09/07/2018	Transfer	ADP		2221 · Vendors		340.07	-71,434.95
Bill Pmt -Check	09/07/2018	8358	American Interstate ...	Policy AVWC...	2221 · Vendors		1,820.00	-73,254.95
Bill Pmt -Check	09/07/2018	8359	Cintas Corporation #...		2221 · Vendors		83.07	-73,338.02
Bill Pmt -Check	09/07/2018	8360	Clearwater Enterpris...	Financial Mon...	2221 · Vendors		9,000.00	-82,338.02
Bill Pmt -Check	09/07/2018	8361	DirecTV	Account # 03...	2221 · Vendors		138.98	-82,477.00
Bill Pmt -Check	09/07/2018	8362	Harmon Electric Ass...	Account # 50...	2221 · Vendors		193.47	-82,670.47
Bill Pmt -Check	09/07/2018	8363	Liberty Mutual Insur...	Account # 40...	2221 · Vendors		4,097.69	-86,768.16
Bill Pmt -Check	09/07/2018	8364	Petrol Energy, LLC		2221 · Vendors		4,000.00	-90,768.16
Bill Pmt -Check	09/07/2018	8365	Professional Compli...		2221 · Vendors		40.00	-90,808.16
Bill Pmt -Check	09/07/2018	8366	Public Service Co.	Account # 95...	2221 · Vendors		316.22	-91,124.38
Bill Pmt -Check	09/07/2018	8367	Stephens Co. Rural ...	Account A-04...	2221 · Vendors		35.00	-91,159.38
Bill Pmt -Check	09/07/2018	8368	TDH Construction		2221 · Vendors		1,380.00	-92,539.38
Bill Pmt -Check	09/07/2018	8369	Unifirst Holdings, In...		2221 · Vendors		1,057.44	-93,596.82
Bill Pmt -Check	09/07/2018	8370	Unifirst Holdings, In...		2221 · Vendors		181.90	-93,778.72
Bill Pmt -Check	09/07/2018	8371	Unifirst Holdings, In...		2221 · Vendors		330.49	-94,109.21
Bill Pmt -Check	09/07/2018	8372	Unifirst Holdings, In...		2221 · Vendors		181.80	-94,291.01
Bill Pmt -Check	09/07/2018	8373	Unifirst Holdings, In...		2221 · Vendors		119.11	-94,410.12
Bill Pmt -Check	09/07/2018	8374	US Cellular	Account # 84...	2221 · Vendors		401.51	-94,811.63
Bill Pmt -Check	09/07/2018	8375	X Stream Services	0013081	2221 · Vendors		377.82	-95,189.45
Bill Pmt -Check	09/07/2018	8376	5100 Conner D. Coo...	CDL Reimbur...	2221 · Vendors		95.00	-95,284.45
Bill Pmt -Check	09/07/2018	8377	B & B Meter Service		2221 · Vendors		5,000.00	-100,284.45
Bill Pmt -Check	09/07/2018	8378	B & W Pipeline	VOID:	2221 · Vendors	0.00		-100,284.45
Bill Pmt -Check	09/07/2018	8379	Battery Backup Pow...		2221 · Vendors		483.69	-100,768.14
Bill Pmt -Check	09/07/2018	8380	Cart Farm & Home ...		2221 · Vendors		81.17	-100,849.31
Bill Pmt -Check	09/07/2018	8381	Delgasco, Inc.	Account # 16...	2221 · Vendors		3,677.10	-104,526.41
Bill Pmt -Check	09/07/2018	8382	Duncan Builders Su...		2221 · Vendors		3,568.66	-108,095.07
Bill Pmt -Check	09/07/2018	8383	Sparta Energy	May Production	2221 · Vendors		17,047.50	-125,142.57
Bill Pmt -Check	09/07/2018	8384	Harold's Auto Supply		2221 · Vendors		72.76	-125,215.33
Bill Pmt -Check	09/07/2018	8385	Isco Industries, LLC		2221 · Vendors		9,585.50	-134,800.83
Bill Pmt -Check	09/07/2018	8386	Keystone-Beard Eq...		2221 · Vendors		30.00	-134,830.83
Bill Pmt -Check	09/07/2018	8387	Legacy Bank		2221 · Vendors		75.00	-134,905.83
Bill Pmt -Check	09/07/2018	8388	O'Reilly Auto Parts		2221 · Vendors		5.65	-134,911.48
Bill Pmt -Check	09/07/2018	8389	Pipeline Regulatory ...		2221 · Vendors		2,200.00	-137,111.48

Navitas Utility Corporation
General Ledger
As of December 31, 2018

Type	Date	Num	Name	Memo	Split	Debit	Credit	Balance
Bill Pmt -Check	09/07/2018	8390	Russmar Utility Man...		2221 · Vendors		1,000.00	-138,111.48
Bill Pmt -Check	09/07/2018	8391	Steve Jolley		2221 · Vendors		2,500.00	-140,611.48
Bill Pmt -Check	09/07/2018	8392	Tim Wise		2221 · Vendors		5,000.00	-145,611.48
Bill Pmt -Check	09/07/2018	8393	Time Warner Cable	Account # 84...	2221 · Vendors		464.91	-146,076.39
Bill Pmt -Check	09/07/2018	8394	Tuff Fire & Safety, Inc.		2221 · Vendors		241.78	-146,318.17
Bill Pmt -Check	09/07/2018	8395	United Rentals, Inc.	Customer: 13...	2221 · Vendors		1,019.14	-147,337.31
Bill Pmt -Check	09/07/2018	8396	Velma Public Works...		2221 · Vendors		100.00	-147,437.31
Bill Pmt -Check	09/07/2018	8397	Volunteer Trenching		2221 · Vendors		926.00	-148,363.31
Payment	09/07/2018	LOC T...	Navitas TN NG LLC		1201 · From m...	20,000.00		-128,363.31
Bill Pmt -Check	09/07/2018	8398	Petrol Energy, LLC		2221 · Vendors		38,747.01	-167,110.32
Check	09/10/2018	Auto ...	KOC Insurance		924 · Insurance		94.50	-167,204.82
Payment	09/10/2018	1766	Fort Cobb Fuel Auth...		1201 · From m...	13,010.00		-154,194.82
Bill Pmt -Check	09/11/2018	Transfer	Optum		2221 · Vendors		660.00	-154,854.82
Payment	09/11/2018	1351	Navitas OK3, LLC		1201 · From m...	26,011.00		-128,843.82
Payment	09/12/2018	1794	Fort Cobb Fuel Auth...		1201 · From m...	33,012.00		-95,831.82
Payment	09/13/2018	1795	Fort Cobb Fuel Auth...		1201 · From m...	60,013.00		-35,818.82
Check	09/13/2018	ACH	Bank 7 Credit Cards		-SPLIT-		21,620.71	-57,439.53
General Journal	09/13/2018	10384...		COBRA check	926 · Employe...	1,491.14		-55,948.39
Bill Pmt -Check	09/14/2018	Transfer	ADP		2221 · Vendors		246.80	-56,195.19
Bill Pmt -Check	09/14/2018	8399	CenterPoint Energy	7257756-2	2221 · Vendors		29.44	-56,224.63
Bill Pmt -Check	09/14/2018	8400	Cintas Corporation #...		2221 · Vendors		55.38	-56,280.01
Bill Pmt -Check	09/14/2018	8401	CKenergy Electric C...		2221 · Vendors		665.00	-56,945.01
Bill Pmt -Check	09/14/2018	8402	Clearwater Enterpris...	Financial Mon...	2221 · Vendors		9,000.00	-65,945.01
Bill Pmt -Check	09/14/2018	8403	DirecTV	Account # 03...	2221 · Vendors		63.99	-66,009.00
Bill Pmt -Check	09/14/2018	8404	Haskell County Wat...	Acc # 10-1240	2221 · Vendors		18.00	-66,027.00
Bill Pmt -Check	09/14/2018	8405	Jellico Electric & Wa...	Account # 00...	2221 · Vendors		127.71	-66,154.71
Bill Pmt -Check	09/14/2018	8406	Petrol Energy, LLC		2221 · Vendors		4,000.00	-70,154.71
Bill Pmt -Check	09/14/2018	8407	Pioneer Cellular - us...	Account # CN...	2221 · Vendors		92.94	-70,247.65
Bill Pmt -Check	09/14/2018	8408	Pitney Bowes	Account # 00...	2221 · Vendors		400.00	-70,647.65
Bill Pmt -Check	09/14/2018	8409	R & R Water /Culligan	Account # 22...	2221 · Vendors		159.00	-70,806.65
Bill Pmt -Check	09/14/2018	8410	Red River Valley Ru...	Account # 19...	2221 · Vendors		37.35	-70,844.00
Bill Pmt -Check	09/14/2018	8411	Time Warner Cable	Account # 84...	2221 · Vendors		179.99	-71,023.99
Bill Pmt -Check	09/14/2018	8412	Totah Communicati...	account # 7460	2221 · Vendors		279.27	-71,303.26
Bill Pmt -Check	09/14/2018	8413	Town of Eakly		2221 · Vendors		142.20	-71,445.46
Bill Pmt -Check	09/14/2018	Transfer	ADP	Salary payroll ...	2221 · Vendors		22,559.62	-94,005.08
Bill Pmt -Check	09/14/2018	Transfer	ADP	Salary payroll ...	2221 · Vendors		8,798.27	-102,803.35
Bill Pmt -Check	09/14/2018	8414	5100 Vanessa Novak	180904 SM-VK	2221 · Vendors		210.83	-103,014.18
Bill Pmt -Check	09/14/2018	8415	Airgas, Inc.		2221 · Vendors		16.60	-103,030.78
Bill Pmt -Check	09/14/2018	8416	Albany Plumbing & ...	Acct # 2621	2221 · Vendors		30.21	-103,060.99
Bill Pmt -Check	09/14/2018	8417	Bank 7	Loan 1010669	2221 · Vendors		3,232.36	-106,293.35
Bill Pmt -Check	09/14/2018	8418	Enable Oklahoma In...	Account # 26...	2221 · Vendors		1,063.00	-107,356.35
Bill Pmt -Check	09/14/2018	8419	Monday's Stop N Sh...	Fuel Jul	2221 · Vendors		1,860.75	-109,217.10
Bill Pmt -Check	09/14/2018	8420	Motley Gin, Inc.	Account ID: N...	2221 · Vendors		421.50	-109,638.60
Bill Pmt -Check	09/14/2018	8421	Natural Gas Pipeline...	Acct # 5319 / ...	2221 · Vendors		478.06	-110,116.66
Bill Pmt -Check	09/14/2018	8422	Southern California ...	Customer acc...	2221 · Vendors		627.36	-110,744.02
Bill Pmt -Check	09/14/2018	8423	Tate Boy's Tire & Se...		2221 · Vendors		852.46	-111,596.48
Payment	09/14/2018	1432	Navitas TN NG LLC		1201 · From m...	5,514.00		-106,082.48
Payment	09/14/2018	1767	Fort Cobb Fuel Auth...		1201 · From m...	23,014.00		-83,068.48
Bill Pmt -Check	09/14/2018	8424	Ally	024923459722	2221 · Vendors		273.73	-83,342.21

Navitas Utility Corporation
General Ledger
As of December 31, 2018

Type	Date	Num	Name	Memo	Split	Debit	Credit	Balance
Bill Pmt -Check	09/14/2018	8425	State of California	20-5778213 2...	2221 · Vendors		800.00	-84,142.21
Bill Pmt -Check	09/14/2018	8426	State of California	EIN 20-57782...	2221 · Vendors		29.00	-84,171.21
Bill Pmt -Check	09/14/2018	8427	Oklahoma Tax Com...	20-5778213 2...	2221 · Vendors		1,160.00	-85,331.21
Bill Pmt -Check	09/18/2018	Transfer	ADP	Salary payroll ...	2221 · Vendors		2,149.43	-87,480.64
Bill Pmt -Check	09/18/2018	Transfer	ADP	Biweekly / Fie...	2221 · Vendors		26,684.56	-114,165.20
Bill Pmt -Check	09/18/2018	Transfer	ADP	Biweekly / Fie...	2221 · Vendors		9,796.73	-123,961.93
Payment	09/18/2018	1212	Navitas Winstar LLC		1201 · From m...	38,018.00		-85,943.93
Payment	09/18/2018	1434	Navitas TN NG LLC		1201 · From m...	5,018.00		-80,925.93
General Journal	09/18/2018	180918	Fort Cobb Fuel Auth...	Loan Advance	1201 · From m...	5,000.00		-75,925.93
Check	09/18/2018	ACH	Dell		2299 · Dell Re...		2,530.40	-78,456.33
General Journal	09/19/2018	180919	Fort Cobb Fuel Auth...	Loan Advance	1201 · From m...	15,000.00		-63,456.33
Bill Pmt -Check	09/21/2018	Transfer	ADP		2221 · Vendors		195.50	-63,651.83
Bill Pmt -Check	09/21/2018	Trasfer	ADP	Biweekly / Fie...	2221 · Vendors		3,303.45	-66,955.28
Bill Pmt -Check	09/21/2018	8428	5100 Bruce Lynn		2221 · Vendors		144.70	-67,099.98
Bill Pmt -Check	09/21/2018	8429	5100 Paula Lynn		2221 · Vendors		152.96	-67,252.94
Bill Pmt -Check	09/21/2018	8430	AT&T Mobility	287021588346	2221 · Vendors		540.46	-67,793.40
Bill Pmt -Check	09/21/2018	8431	City of Costa Mesa		2221 · Vendors		50.00	-67,843.40
Bill Pmt -Check	09/21/2018	8432	Clearwater Enterpris...	Financial Mon...	2221 · Vendors		9,000.00	-76,843.40
Bill Pmt -Check	09/21/2018	8433	Cotton Electric Coop...	Acc # 270660...	2221 · Vendors		130.12	-76,973.52
Bill Pmt -Check	09/21/2018	8434	F & M Bank	Loan 999500...	2221 · Vendors		630.87	-77,604.39
Bill Pmt -Check	09/21/2018	8435	First Volunteer Bank		2221 · Vendors		13.50	-77,617.89
Bill Pmt -Check	09/21/2018	8436	Guardian	Group ID: 00 ...	2221 · Vendors		257.59	-77,875.48
Bill Pmt -Check	09/21/2018	8437	IPFS Corporation	Account # TX...	2221 · Vendors		5,348.65	-83,224.13
Bill Pmt -Check	09/21/2018	8438	Liberty Mutual Insur...	Account # 40...	2221 · Vendors		4,292.69	-87,516.82
Bill Pmt -Check	09/21/2018	8439	Public Service Co.		2221 · Vendors		64.45	-87,581.27
Bill Pmt -Check	09/21/2018	8440	The Town of Grace...		2221 · Vendors		75.00	-87,656.27
Bill Pmt -Check	09/21/2018	8441	Valir Physical Therapy		2221 · Vendors		25.00	-87,681.27
Bill Pmt -Check	09/21/2018	8442	Western Exterminat...	Cust # 15043...	2221 · Vendors		80.00	-87,761.27
Bill Pmt -Check	09/21/2018	8443	Windstream	Account # 04...	2221 · Vendors		326.56	-88,087.83
General Journal	09/21/2018	180921		United Health...	926 · Employe...	3,251.99		-84,835.84
Payment	09/21/2018	1343	Navitas KY NG LLC		1201 · From m...	39,021.00		-45,814.84
Payment	09/21/2018	1799	Fort Cobb Fuel Auth...		1201 · From m...	21,021.00		-24,793.84
Bill Pmt -Check	09/21/2018	8444	A New Energy LLC		2221 · Vendors		2,083.33	-26,877.17
Bill Pmt -Check	09/21/2018	8445	Bayou Engineering ...		2221 · Vendors		3,106.06	-29,983.23
Bill Pmt -Check	09/21/2018	8446	Buckaloo Construction	charts, locate...	2221 · Vendors		2,795.00	-32,778.23
Bill Pmt -Check	09/21/2018	8447	Delgasco, Inc.	Account # 16...	2221 · Vendors		3,685.50	-36,463.73
Bill Pmt -Check	09/21/2018	8448	EGW Utilities, Inc.	Customer ID ...	2221 · Vendors		727.59	-37,191.32
Bill Pmt -Check	09/21/2018	8449	Enable Gas Transmi...	Account # 26...	2221 · Vendors		8,179.06	-45,370.38
Bill Pmt -Check	09/21/2018	8450	Enable Oklahoma In...	Account # 26...	2221 · Vendors		1,236.00	-46,606.38
Bill Pmt -Check	09/21/2018	8451	England Ford Inc	account 4411...	2221 · Vendors		353.00	-46,959.38
Bill Pmt -Check	09/21/2018	8452	Equity Exchange	Account # 35...	2221 · Vendors		3,242.25	-50,201.63
Bill Pmt -Check	09/21/2018	8453	Farris Bobango Bra...		2221 · Vendors		1,500.00	-51,701.63
Bill Pmt -Check	09/21/2018	8454	G & C Supply Co, Inc	Cust # 109469	2221 · Vendors		146.66	-51,848.29
Bill Pmt -Check	09/21/2018	8455	J&I Manufacturing Inc.	VOID: Kinta J...	2221 · Vendors	0.00		-51,848.29
Bill Pmt -Check	09/21/2018	8456	Jenkins Oilfield Sup...	Customer Acc...	2221 · Vendors		151.26	-51,999.55
Bill Pmt -Check	09/21/2018	8457	Klint Alexander	June 2018	2221 · Vendors		1,000.00	-52,999.55
Bill Pmt -Check	09/21/2018	8458	LMJ Industries		2221 · Vendors		1,000.00	-53,999.55
Bill Pmt -Check	09/21/2018	8459	Mountain Valley Sup...		2221 · Vendors		547.03	-54,546.58
Bill Pmt -Check	09/21/2018	8460	NALLC - gas facilities		2221 · Vendors		7,971.94	-62,518.52

Navitas Utility Corporation
General Ledger
As of December 31, 2018

Type	Date	Num	Name	Memo	Split	Debit	Credit	Balance
Bill Pmt -Check	09/21/2018	8461	Navitas Communica...		2221 · Vendors		2,000.00	-64,518.52
Bill Pmt -Check	09/21/2018	8462	O'Reilly Auto Parts		2221 · Vendors		33.99	-64,552.51
Bill Pmt -Check	09/21/2018	8463	Opal Leach		2221 · Vendors		250.00	-64,802.51
Bill Pmt -Check	09/21/2018	8464	Petrol Energy, LLC		2221 · Vendors		4,000.00	-68,802.51
Bill Pmt -Check	09/21/2018	8465	Quill		2221 · Vendors		800.30	-69,602.81
Bill Pmt -Check	09/21/2018	8466	Quinton Parts Supply		2221 · Vendors		101.66	-69,704.47
Bill Pmt -Check	09/21/2018	8467	Roberta M. Rossi		2221 · Vendors		1,520.00	-71,224.47
Bill Pmt -Check	09/21/2018	8468	Ron Comingdeer & ...		2221 · Vendors		2,083.00	-73,307.47
Bill Pmt -Check	09/21/2018	8469	Southern Star Centr...		2221 · Vendors		10,570.01	-83,877.48
Bill Pmt -Check	09/21/2018	8470	Tate Boy's Tire & Se...		2221 · Vendors		77.24	-83,954.72
Bill Pmt -Check	09/21/2018	8471	Tri-Star Energy Con...		2221 · Vendors		4,008.00	-87,962.72
Bill Pmt -Check	09/21/2018	8472	United Rentals, Inc.	Customer: 13...	2221 · Vendors		2,988.99	-90,951.71
Bill Pmt -Check	09/21/2018	8473	Volunteer Trenching		2221 · Vendors		250.00	-91,201.71
Payment	09/25/2018	1023	Navitas Utility TX, LLC		1201 · From m...	9,025.00		-82,176.71
Payment	09/26/2018	1800	Fort Cobb Fuel Auth...		1201 · From m...	11,026.00		-71,150.71
Payment	09/26/2018	1770	Fort Cobb Fuel Auth...		1201 · From m...	9,026.00		-62,124.71
General Journal	09/26/2018	180926		ally - interest r...	427 · Interest ...	0.34		-62,124.37
Payment	09/27/2018	1436	Navitas TN NG LLC		1201 · From m...	5,827.00		-56,297.37
Payment	09/27/2018	1771	Fort Cobb Fuel Auth...		1201 · From m...	5,027.00		-51,270.37
Payment	09/27/2018	1801	Fort Cobb Fuel Auth...		1201 · From m...	7,027.00		-44,243.37
Payment	09/27/2018	1356	Navitas OK3, LLC		1201 · From m...	9,127.00		-35,116.37
Bill Pmt -Check	09/28/2018	Transfer	ADP		2221 · Vendors		7.00	-35,123.37
Bill Pmt -Check	09/28/2018	Transfer	ADP		2221 · Vendors		260.80	-35,384.17
Bill Pmt -Check	09/28/2018	Transfer	United Healthcare	Customer # 4...	2221 · Vendors		8,941.53	-44,325.70
Bill Pmt -Check	09/28/2018	Transfer	United Healthcare	Customer # 5...	2221 · Vendors		24,885.59	-69,211.29
Bill Pmt -Check	09/28/2018	Transfer	ADP	semimonthly ...	2221 · Vendors		23,868.15	-93,079.44
Bill Pmt -Check	09/28/2018	Transfer	ADP	semimonthly ...	2221 · Vendors		9,015.63	-102,095.07
General Journal	09/28/2018	180928	Fort Cobb Fuel Auth...	Loan Advance	1201 · From m...	10,000.00		-92,095.07
Payment	09/28/2018	1802	Fort Cobb Fuel Auth...		1201 · From m...	11,028.00		-81,067.07
Payment	09/28/2018	1772	Fort Cobb Fuel Auth...		1201 · From m...	4,728.00		-76,339.07
Bill Pmt -Check	09/28/2018	8474	B & W Pipeline		2221 · Vendors		13,960.21	-90,299.28
Bill Pmt -Check	09/28/2018	8475	CenterPoint Energy ...	Customer ID: ...	2221 · Vendors		438.78	-90,738.06
Bill Pmt -Check	09/28/2018	8476	Clearwater Enterpris...	Financial Mon...	2221 · Vendors		9,000.00	-99,738.06
Bill Pmt -Check	09/28/2018	8477	Cox Meter Service, I...		2221 · Vendors		600.00	-100,338.06
Bill Pmt -Check	09/28/2018	8478	EGW Utilities, Inc.	Customer ID ...	2221 · Vendors		601.72	-100,939.78
Bill Pmt -Check	09/28/2018	8479	Sparta Energy	June Producti...	2221 · Vendors		19,265.45	-120,205.23
Bill Pmt -Check	09/28/2018	8480	H & C Services and ...		2221 · Vendors		592.99	-120,798.22
Bill Pmt -Check	09/28/2018	8481	Hudson Country Sto...	Acct # 04361	2221 · Vendors		1,024.05	-121,822.27
Bill Pmt -Check	09/28/2018	8482	Isco Industries, LLC		2221 · Vendors		18,814.66	-140,636.93
Bill Pmt -Check	09/28/2018	8483	Kentucky Undergrou...	Customer ID: ...	2221 · Vendors		6.00	-140,642.93
Bill Pmt -Check	09/28/2018	8484	Oklahoma Natural G...		2221 · Vendors		2,813.81	-143,456.74
Bill Pmt -Check	09/28/2018	8485	Petrol Energy, LLC		2221 · Vendors		4,000.00	-147,456.74
Bill Pmt -Check	09/28/2018	8486	Pioneer Cellular - us...	Account # CN...	2221 · Vendors		245.01	-147,701.75
Bill Pmt -Check	09/28/2018	8487	ReadyRefresh	Account # 00...	2221 · Vendors		148.52	-147,850.27
Bill Pmt -Check	09/28/2018	8488	Russmar Utility Man...		2221 · Vendors		1,000.00	-148,850.27
Bill Pmt -Check	09/28/2018	8489	Enbridge/Spectra E...	Account # 29...	2221 · Vendors		1,678.29	-150,528.56
Bill Pmt -Check	09/28/2018	8490	Steve Jolley		2221 · Vendors		2,500.00	-153,028.56
Bill Pmt -Check	09/28/2018	8491	Streetmaster, LLC		2221 · Vendors		1,250.00	-154,278.56
Bill Pmt -Check	09/28/2018	8492	United Rentals, Inc.		2221 · Vendors		1,879.31	-156,157.87

Navitas Utility Corporation
General Ledger
As of December 31, 2018

Type	Date	Num	Name	Memo	Split	Debit	Credit	Balance
Bill Pmt -Check	09/28/2018	8493	Verizon Wireless	Account # 87...	2221 · Vendors		832.73	-156,990.60
Payment	09/28/2018	Wire L...	Fort Cobb Fuel Auth...		1201 · From m...	50,000.00		-106,990.60
Bill Pmt -Check	10/01/2018	Transfer	Optum	Account # 3Y...	2221 · Vendors		360.00	-107,350.60
General Journal	10/01/2018	180601		Checkbooks, ...	6320 · Bank fees		336.67	-107,687.27
Payment	10/01/2018	1773	Fort Cobb Fuel Auth...		1201 · From m...	6,001.00		-101,686.27
Payment	10/02/2018	1803	Fort Cobb Fuel Auth...		1201 · From m...	13,502.00		-88,184.27
Payment	10/02/2018	1774	Fort Cobb Fuel Auth...		1201 · From m...	11,902.00		-76,282.27
Payment	10/02/2018	1344	Navitas KY NG LLC		1201 · From m...	4,002.50		-72,279.77
Payment	10/02/2018	1438	Navitas TN NG LLC		1201 · From m...	3,502.27		-68,777.50
Payment	10/02/2018	1213	Navitas Winstar LLC		1201 · From m...	6,002.00		-62,775.50
Bill Pmt -Check	10/03/2018	Transfer	ADP	Biweekly / Fie...	2221 · Vendors		2,239.43	-65,014.93
Bill Pmt -Check	10/03/2018	Transfer	ADP	Biweekly / Fie...	2221 · Vendors		26,351.98	-91,366.91
Bill Pmt -Check	10/03/2018	Transfer	ADP	Biweekly / Fie...	2221 · Vendors		9,535.14	-100,902.05
Check	10/03/2018	ACH	Dell		2299 · Dell Re...		76.00	-100,978.05
Payment	10/03/2018	1439	Navitas TN NG LLC		1201 · From m...	6,003.00		-94,975.05
Payment	10/04/2018	1777	Fort Cobb Fuel Auth...		1201 · From m...	9,004.00		-85,971.05
Bill Pmt -Check	10/05/2018	Transfer	ADP	Biweekly / Fie...	2221 · Vendors		3,243.56	-89,214.61
Bill Pmt -Check	10/05/2018	Transfer	ADP		2221 · Vendors		330.85	-89,545.46
Bill Pmt -Check	10/05/2018	Transfer	ADP		2221 · Vendors		101.95	-89,647.41
Bill Pmt -Check	10/05/2018	Transfer	ADP		2221 · Vendors		49.95	-89,697.36
Bill Pmt -Check	10/05/2018	Transfer	ADP		2221 · Vendors		198.35	-89,895.71
Bill Pmt -Check	10/05/2018	8494	Access Cable Televi...	Acct # 09-003...	2221 · Vendors		144.14	-90,039.85
Bill Pmt -Check	10/05/2018	8495	Aflac	Accout #: FG...	2221 · Vendors		458.64	-90,498.49
Bill Pmt -Check	10/05/2018	8496	American Interstate ...	Policy AVWC...	2221 · Vendors		1,247.00	-91,745.49
Bill Pmt -Check	10/05/2018	8497	Cintas Corporation #...		2221 · Vendors		83.07	-91,828.56
Bill Pmt -Check	10/05/2018	8498	CKenergy Electric C...		2221 · Vendors		631.00	-92,459.56
Bill Pmt -Check	10/05/2018	8499	Clearwater Enterpris...	Financial Mon...	2221 · Vendors		19,000.00	-111,459.56
Bill Pmt -Check	10/05/2018	8500	DirecTV		2221 · Vendors		202.97	-111,662.53
Bill Pmt -Check	10/05/2018	8501	England Ford Inc		2221 · Vendors		247.28	-111,909.81
Bill Pmt -Check	10/05/2018	8502	Harmon Electric Ass...	Account # 50...	2221 · Vendors		178.88	-112,088.69
Bill Pmt -Check	10/05/2018	8503	Haskell County Wat...	Acc # 10-1240	2221 · Vendors		19.80	-112,108.49
Bill Pmt -Check	10/05/2018	8504	Legacy Bank		2221 · Vendors		75.00	-112,183.49
Bill Pmt -Check	10/05/2018	8505	Ochelata Utility Auth...	Account 1129	2221 · Vendors		150.85	-112,334.34
Bill Pmt -Check	10/05/2018	8506	Oklahoma Natural G...	Acc # 212809...	2221 · Vendors		21.23	-112,355.57
Bill Pmt -Check	10/05/2018	8507	Opal Leach		2221 · Vendors		250.00	-112,605.57
Bill Pmt -Check	10/05/2018	8508	Petrol Energy, LLC		2221 · Vendors		7,000.00	-119,605.57
Bill Pmt -Check	10/05/2018	8509	Sonitrol Orange Cou...	Customer # 3...	2221 · Vendors		141.15	-119,746.72
Bill Pmt -Check	10/05/2018	8510	Stephens Co. Rural ...	Account A-04...	2221 · Vendors		35.00	-119,781.72
Bill Pmt -Check	10/05/2018	8511	Totah Communicati...	account # 7460	2221 · Vendors		279.83	-120,061.55
Bill Pmt -Check	10/05/2018	8512	Town of Eakly		2221 · Vendors		142.72	-120,204.27
Bill Pmt -Check	10/05/2018	8513	US Cellular	Account # 84...	2221 · Vendors		401.51	-120,605.78
Bill Pmt -Check	10/05/2018	8514	Velma Public Works...		2221 · Vendors		100.00	-120,705.78
Bill Pmt -Check	10/05/2018	8515	X Stream Services	0013081	2221 · Vendors		377.70	-121,083.48
Bill Pmt -Check	10/05/2018	8516	Ally	024921495072	2221 · Vendors		593.55	-121,677.03
Bill Pmt -Check	10/05/2018	8517	Ford Credit	Account # 56...	2221 · Vendors		1,050.05	-122,727.08
Bill Pmt -Check	10/05/2018	8518	GM Financial	Acct # 21100...	2221 · Vendors		669.98	-123,397.06
Bill Pmt -Check	10/05/2018	8519	Ally	AN 61192568...	2221 · Vendors		655.22	-124,052.28
Bill Pmt -Check	10/05/2018	8520	Ford Credit	Account # 56...	2221 · Vendors		1,376.59	-125,428.87
Bill Pmt -Check	10/05/2018	8521	Ally	611927038563	2221 · Vendors		543.33	-125,972.20

Navitas Utility Corporation
General Ledger
As of December 31, 2018

Type	Date	Num	Name	Memo	Split	Debit	Credit	Balance
Bill Pmt -Check	10/05/2018	8522	Ford Credit	Account # 56...	2221 · Vendors		912.53	-126,884.73
Bill Pmt -Check	10/05/2018	8523	Ally	AN 61192568...	2221 · Vendors		10,000.00	-136,884.73
Payment	10/05/2018	1778	Fort Cobb Fuel Auth...		1201 · From m...	4,505.00		-132,379.73
Check	10/09/2018	ACH	Bank 7 Credit Cards		-SPLIT-		16,201.04	-148,580.77
Payment	10/09/2018	1345	Navitas KY NG LLC		1201 · From m...	6,109.00		-142,471.77
Payment	10/09/2018	1779	Fort Cobb Fuel Auth...		1201 · From m...	11,709.00		-130,762.77
Payment	10/09/2018	1806	Fort Cobb Fuel Auth...		1201 · From m...	5,009.14		-125,753.63
Check	10/10/2018	Auto ...	KOC Insurance		924 · Insurance		94.50	-125,848.13
Payment	10/10/2018	1780	Fort Cobb Fuel Auth...		1201 · From m...	4,510.00		-121,338.13
General Journal	10/10/2018	181010	Fort Cobb Fuel Auth...	Loan Advance	1201 · From m...	10,000.00		-111,338.13
General Journal	10/11/2018	181011	Fort Cobb Fuel Auth...	Loan Advance	1201 · From m...	20,000.00		-91,338.13
General Journal	10/11/2018	181011	Fort Cobb Fuel Auth...	Loan Advance	1201 · From m...	50,000.00		-41,338.13
Bill Pmt -Check	10/12/2018	Transfer	ADP		2221 · Vendors		246.80	-41,584.93
Bill Pmt -Check	10/12/2018	8524	A New Energy LLC		2221 · Vendors		2,083.33	-43,668.26
Bill Pmt -Check	10/12/2018	8525	B & W Pipeline		2221 · Vendors		14,020.29	-57,688.55
Bill Pmt -Check	10/12/2018	8526	Cart Farm & Home ...		2221 · Vendors		249.54	-57,938.09
Bill Pmt -Check	10/12/2018	8527	Cintas Corporation #...		2221 · Vendors		55.38	-57,993.47
Bill Pmt -Check	10/12/2018	8528	Clearwater Enterpris...	Financial Mon...	2221 · Vendors		19,000.00	-76,993.47
Bill Pmt -Check	10/12/2018	8529	Dayton Associates -...	Project Numb...	2221 · Vendors		875.00	-77,868.47
Bill Pmt -Check	10/12/2018	8530	Enable Gas Transmi...	Account # 26...	2221 · Vendors		1,604.64	-79,473.11
Bill Pmt -Check	10/12/2018	8531	Enable Oklahoma In...	Account # 26...	2221 · Vendors		1,403.00	-80,876.11
Bill Pmt -Check	10/12/2018	8532	England Ford Inc		2221 · Vendors		191.33	-81,067.44
Bill Pmt -Check	10/12/2018	8533	Farris Bobango Bra...		2221 · Vendors		1,500.00	-82,567.44
Bill Pmt -Check	10/12/2018	8534	Full Spectrum Servi...		2221 · Vendors		400.00	-82,967.44
Bill Pmt -Check	10/12/2018	8535	H & C Services and ...		2221 · Vendors		53.60	-83,021.04
Bill Pmt -Check	10/12/2018	8536	Harold's Auto Supply		2221 · Vendors		138.49	-83,159.53
Bill Pmt -Check	10/12/2018	8537	Isco Industries, LLC	09/13 Got Inv...	2221 · Vendors		460.47	-83,620.00
Bill Pmt -Check	10/12/2018	8538	Keystone-Beard Eq...		2221 · Vendors		2,000.00	-85,620.00
Bill Pmt -Check	10/12/2018	8539	Klint Alexander	July 2018	2221 · Vendors		1,000.00	-86,620.00
Bill Pmt -Check	10/12/2018	8540	Max R Yearwood		2221 · Vendors		1,410.00	-88,030.00
Bill Pmt -Check	10/12/2018	8541	Mercury Instruments...		2221 · Vendors		5,468.34	-93,498.34
Bill Pmt -Check	10/12/2018	8542	Motley Gin, Inc.	Account ID: N...	2221 · Vendors		388.62	-93,886.96
Bill Pmt -Check	10/12/2018	8543	Natural Gas Pipeline...	Acct # 5319 / ...	2221 · Vendors		494.82	-94,381.78
Bill Pmt -Check	10/12/2018	8544	O'Reilly Auto Parts		2221 · Vendors		161.05	-94,542.83
Bill Pmt -Check	10/12/2018	8545	Petrol Energy, LLC		2221 · Vendors		7,000.00	-101,542.83
Bill Pmt -Check	10/12/2018	8546	Quill	Account # C2...	2221 · Vendors		39.83	-101,582.66
Bill Pmt -Check	10/12/2018	8547	Quinton Parts Supply		2221 · Vendors		77.31	-101,659.97
Bill Pmt -Check	10/12/2018	8548	Red River Valley Ru...	Account # 19...	2221 · Vendors		37.39	-101,697.36
Bill Pmt -Check	10/12/2018	8549	Ron Comingdeer & ...		2221 · Vendors		2,083.00	-103,780.36
Bill Pmt -Check	10/12/2018	8550	Russmar Utility Man...		2221 · Vendors		1,000.00	-104,780.36
Bill Pmt -Check	10/12/2018	8551	Streetmaster, LLC		2221 · Vendors		1,250.00	-106,030.36
Bill Pmt -Check	10/12/2018	8552	TDH Construction		2221 · Vendors		1,380.00	-107,410.36
Bill Pmt -Check	10/12/2018	8553	Tennessee One-Call...		2221 · Vendors		1,254.84	-108,665.20
Bill Pmt -Check	10/12/2018	8554	Time Warner Cable		2221 · Vendors		644.90	-109,310.10
Bill Pmt -Check	10/12/2018	8555	Tri-Star Energy Con...		2221 · Vendors		4,008.00	-113,318.10
Bill Pmt -Check	10/12/2018	8556	Unifirst Holdings, In...		2221 · Vendors		852.85	-114,170.95
Bill Pmt -Check	10/12/2018	8557	Unifirst Holdings, In...		2221 · Vendors		145.52	-114,316.47
Bill Pmt -Check	10/12/2018	8558	Unifirst Holdings, In...		2221 · Vendors		232.20	-114,548.67
Bill Pmt -Check	10/12/2018	8559	Unifirst Holdings, In...		2221 · Vendors		145.44	-114,694.11

Navitas Utility Corporation
General Ledger
As of December 31, 2018

Type	Date	Num	Name	Memo	Split	Debit	Credit	Balance
Bill Pmt -Check	10/12/2018	8560	Unifirst Holdings, In...		2221 · Vendors		122.56	-114,816.67
Bill Pmt -Check	10/12/2018	8561	Utility Management ...		2221 · Vendors		500.00	-115,316.67
Bill Pmt -Check	10/12/2018	8562	Volunteer Trenching		2221 · Vendors		250.00	-115,566.67
General Journal	10/12/2018	181012	Fort Cobb Fuel Auth...	Loan Advance	1201 · From m...	10,000.00		-105,566.67
Bill Pmt -Check	10/12/2018	Transfer	ADP	Salary payroll ...	2221 · Vendors		22,729.08	-128,295.75
Bill Pmt -Check	10/12/2018	Transfer	ADP	Salary payroll ...	2221 · Vendors		8,445.18	-136,740.93
General Journal	10/12/2018	181012		Overdraft ite...	427 · Interest ...		29.00	-136,769.93
General Journal	10/12/2018	181012		Overdraft ite...	427 · Interest ...		29.00	-136,798.93
General Journal	10/12/2018	181012		Overdraft ite...	427 · Interest ...		29.00	-136,827.93
General Journal	10/12/2018	181012		Overdraft ite...	427 · Interest ...		29.00	-136,856.93
General Journal	10/15/2018	181015	Fort Cobb Fuel Auth...	Loan Advance	1201 · From m...	10,000.00		-126,856.93
General Journal	10/15/2018	181015	Fort Cobb Fuel Auth...	Loan Advance	1201 · From m...	30,000.00		-96,856.93
Bill Pmt -Check	10/15/2018	8563	Bank 7	VOID: Loan 1...	2221 · Vendors	0.00		-96,856.93
Bill Pmt -Check	10/15/2018	8564	Bank 7	Loan 1010669	2221 · Vendors		3,111.51	-99,968.44
Bill Pmt -Check	10/16/2018	Transfer	ADP	Salary payroll ...	2221 · Vendors		2,149.43	-102,117.87
Bill Pmt -Check	10/16/2018	Transfer	ADP	Biweekly / Fie...	2221 · Vendors		26,084.10	-128,201.97
Bill Pmt -Check	10/16/2018	Transfer	ADP	Biweekly / Fie...	2221 · Vendors		9,406.29	-137,608.26
Payment	10/16/2018	1349	Navitas KY NG LLC		1201 · From m...	24,016.00		-113,592.26
Payment	10/16/2018	1781	Fort Cobb Fuel Auth...		1201 · From m...	23,016.00		-90,576.26
Payment	10/16/2018	1358	Navitas OK3, LLC		1201 · From m...	22,016.00		-68,560.26
Check	10/16/2018	ACH	Dell		2299 · Dell Re...		581.94	-69,142.20
General Journal	10/17/2018	13537	Cotton Electric Coop...	Capital credit ...	903.46 · Custo...	25.39		-69,116.81
Payment	10/17/2018	1809	Fort Cobb Fuel Auth...		1201 · From m...	11,017.00		-58,099.81
Payment	10/17/2018	1350	Navitas KY NG LLC		1201 · From m...	5,217.00		-52,882.81
General Journal	10/17/2018	181017		United Health...	926 · Employe...	1,491.14		-51,391.67
Bill Pmt -Check	10/18/2018	Transfer	ADP	Biweekly / Fie...	2221 · Vendors		3,203.67	-54,595.34
General Journal	10/18/2018	181018		Stop Payment...	427 · Interest ...		25.00	-54,620.34
Payment	10/18/2018	xfer	Fort Cobb Fuel Auth...		1201 · From m...	16,009.00		-38,611.34
Bill Pmt -Check	10/19/2018	Transfer	ADP		2221 · Vendors		195.50	-38,806.84
Bill Pmt -Check	10/19/2018	8565	5100 Robert Horsman		2221 · Vendors		75.00	-38,881.84
Bill Pmt -Check	10/19/2018	8566	Airgas, Inc.		2221 · Vendors		13.52	-38,895.36
Bill Pmt -Check	10/19/2018	8567	AT&T Mobility	287021588346	2221 · Vendors		542.50	-39,437.86
Bill Pmt -Check	10/19/2018	8568	B & W Pipeline		2221 · Vendors		14,051.98	-53,489.84
Bill Pmt -Check	10/19/2018	8569	CenterPoint Energy	7257756-2	2221 · Vendors		29.44	-53,519.28
Bill Pmt -Check	10/19/2018	8570	Clearwater Enterpris...		2221 · Vendors		19,000.00	-72,519.28
Bill Pmt -Check	10/19/2018	8571	Cotton Electric Coop...	Acc # 270660...	2221 · Vendors		97.02	-72,616.30
Bill Pmt -Check	10/19/2018	8572	IPFS Corporation	Account # TX...	2221 · Vendors		5,348.65	-77,964.95
Bill Pmt -Check	10/19/2018	8573	Jellico Electric & Wa...	Account # 00...	2221 · Vendors		122.32	-78,087.27
Bill Pmt -Check	10/19/2018	8574	Petrol Energy, LLC		2221 · Vendors		7,000.00	-85,087.27
Bill Pmt -Check	10/19/2018	8575	Pioneer Cellular - us...	Account # CN...	2221 · Vendors		93.13	-85,180.40
Bill Pmt -Check	10/19/2018	8576	Pitney Bowes	Account # 00...	2221 · Vendors		344.78	-85,525.18
Bill Pmt -Check	10/19/2018	8577	Public Service Co.		2221 · Vendors		63.72	-85,588.90
Bill Pmt -Check	10/19/2018	8578	R & R Water /Culligan	Account # 22...	2221 · Vendors		53.00	-85,641.90
Bill Pmt -Check	10/19/2018	8579	Southern California ...	Customer acc...	2221 · Vendors		399.07	-86,040.97
Bill Pmt -Check	10/19/2018	8580	Tennessee One-Call...		2221 · Vendors		105.25	-86,146.22
Bill Pmt -Check	10/19/2018	8581	Terminix Processing...		2221 · Vendors		61.00	-86,207.22
Bill Pmt -Check	10/19/2018	8582	The Town of Grace...		2221 · Vendors		75.00	-86,282.22
Bill Pmt -Check	10/19/2018	8583	5100 Vanessa Novak	180904 SM-VK	2221 · Vendors		60.60	-86,342.82
Bill Pmt -Check	10/19/2018	8584	Western Exterminat...	Cust # 15043...	2221 · Vendors		80.00	-86,422.82

Navitas Utility Corporation
General Ledger
As of December 31, 2018

Type	Date	Num	Name	Memo	Split	Debit	Credit	Balance
Bill Pmt -Check	10/19/2018	8585	Windstream	Account # 04...	2221 · Vendors		311.61	-86,734.43
Payment	10/19/2018	1359	Navitas OK3, LLC		1201 · From m...	3,019.00		-83,715.43
Bill Pmt -Check	10/19/2018	8586	Battery Backup Pow...		2221 · Vendors		902.06	-84,617.49
Bill Pmt -Check	10/19/2018	8587	Delgasco, Inc.	Account # 16...	2221 · Vendors		3,534.30	-88,151.79
Bill Pmt -Check	10/19/2018	8588	Dirt Road Graphics		2221 · Vendors		353.69	-88,505.48
Bill Pmt -Check	10/19/2018	8589	EGW Utilities, Inc.	Customer ID ...	2221 · Vendors		3,758.05	-92,263.53
Bill Pmt -Check	10/19/2018	8590	Enable Gas Transmi...	Account # 26...	2221 · Vendors		8,179.01	-100,442.54
Bill Pmt -Check	10/19/2018	8591	Enable Oklahoma In...	Account # 26...	2221 · Vendors		1,650.00	-102,092.54
Bill Pmt -Check	10/19/2018	8592	England Ford Inc		2221 · Vendors		557.12	-102,649.66
Bill Pmt -Check	10/19/2018	8593	Equipment Controls ...		2221 · Vendors		6,612.83	-109,262.49
Bill Pmt -Check	10/19/2018	8594	Farmers Coop Mill &...		2221 · Vendors		13.30	-109,275.79
Bill Pmt -Check	10/19/2018	8595	H & C Services and ...		2221 · Vendors		668.61	-109,944.40
Bill Pmt -Check	10/19/2018	8596	Harold's Auto Supply	Acct # 3530	2221 · Vendors		11.19	-109,955.59
Bill Pmt -Check	10/19/2018	8597	Hudson Country Sto...	Acct # 04361	2221 · Vendors		1,163.33	-111,118.92
Bill Pmt -Check	10/19/2018	8598	Incorp	Account # 28...	2221 · Vendors		148.00	-111,266.92
Bill Pmt -Check	10/19/2018	8599	Isco Industries, LLC	09/13 Got Inv...	2221 · Vendors		5,000.00	-116,266.92
Bill Pmt -Check	10/19/2018	8600	Keystone-Beard Eq...		2221 · Vendors		2,949.61	-119,216.53
Bill Pmt -Check	10/19/2018	8601	Klint Alexander	Aug 2018	2221 · Vendors		1,000.00	-120,216.53
Bill Pmt -Check	10/19/2018	8602	LMJ Industries		2221 · Vendors		1,000.00	-121,216.53
Bill Pmt -Check	10/19/2018	8603	Monday's Stop N Sh...	Fuel Jul	2221 · Vendors		1,538.52	-122,755.05
Bill Pmt -Check	10/19/2018	8604	Navitas Communica...		2221 · Vendors		4,000.00	-126,755.05
Bill Pmt -Check	10/19/2018	8605	Quill	Account # C2...	2221 · Vendors		511.52	-127,266.57
Bill Pmt -Check	10/19/2018	8606	Southern Star Centr...		2221 · Vendors		10,576.98	-137,843.55
Bill Pmt -Check	10/19/2018	8607	United Rentals, Inc.		2221 · Vendors		1,879.31	-139,722.86
General Journal	10/22/2018	181022		Overdraft ite...	427 · Interest ...		58.00	-139,780.86
Payment	10/22/2018	1810	Fort Cobb Fuel Auth...		1201 · From m...	30,022.00		-109,758.86
Payment	10/23/2018	1811	Fort Cobb Fuel Auth...		1201 · From m...	14,023.00		-95,735.86
Payment	10/23/2018	1784	Fort Cobb Fuel Auth...		1201 · From m...	10,023.00		-85,712.86
Payment	10/23/2018	1442	Navitas TN NG LLC		1201 · From m...	5,023.00		-80,689.86
Payment	10/24/2018	1812	Fort Cobb Fuel Auth...		1201 · From m...	10,024.00		-70,665.86
Bill Pmt -Check	10/26/2018	8608	Clearwater Enterpris...	Financial Mon...	2221 · Vendors		19,000.00	-89,665.86
Bill Pmt -Check	10/26/2018	8609	Duncan Builders Su...	Customer Nu...	2221 · Vendors		2,891.64	-92,557.50
Bill Pmt -Check	10/26/2018	8610	Equity Exchange	Account # 35...	2221 · Vendors		2,730.51	-95,288.01
Bill Pmt -Check	10/26/2018	8611	Farris Bobango Bra...		2221 · Vendors		1,500.00	-96,788.01
Bill Pmt -Check	10/26/2018	8612	Sparta Energy	July Production	2221 · Vendors		19,191.56	-115,979.57
Bill Pmt -Check	10/26/2018	8613	German Roofing LLC	50% day of jo...	2221 · Vendors		12,570.00	-128,549.57
Bill Pmt -Check	10/26/2018	8614	Hull Brothers, Inc.	TX-A Phase 1...	2221 · Vendors		15,000.00	-143,549.57
Bill Pmt -Check	10/26/2018	8615	Mercury Instruments...		2221 · Vendors		844.55	-144,394.12
Bill Pmt -Check	10/26/2018	8616	Petrol Energy, LLC		2221 · Vendors		7,000.00	-151,394.12
Bill Pmt -Check	10/26/2018	8617	Ron Comingdeer & ...		2221 · Vendors		2,083.00	-153,477.12
Bill Pmt -Check	10/26/2018	8618	Enbridge/Spectra E...	Account # 29...	2221 · Vendors		1,675.50	-155,152.62
Bill Pmt -Check	10/26/2018	8619	Steve Jolley		2221 · Vendors		2,500.00	-157,652.62
Bill Pmt -Check	10/26/2018	8620	Volunteer Trenching		2221 · Vendors		250.00	-157,902.62
Bill Pmt -Check	10/26/2018	Transfer	ADP		2221 · Vendors		7.00	-157,909.62
Bill Pmt -Check	10/26/2018	8621	F & M Bank	Loan 999500...	2221 · Vendors		630.87	-158,540.49
Bill Pmt -Check	10/26/2018	Transfer	ADP		2221 · Vendors		260.80	-158,801.29
Bill Pmt -Check	10/26/2018	8622	5100 Paula Lynn		2221 · Vendors		239.28	-159,040.57
Bill Pmt -Check	10/26/2018	8623	CenterPoint Energy ...	Customer ID: ...	2221 · Vendors		426.42	-159,466.99
Bill Pmt -Check	10/26/2018	8624	Guardian	Group ID: 00 ...	2221 · Vendors		284.05	-159,751.04

Navitas Utility Corporation
General Ledger
As of December 31, 2018

Type	Date	Num	Name	Memo	Split	Debit	Credit	Balance
Bill Pmt -Check	10/26/2018	8625	Kentucky Undergrou...	Customer ID: ...	2221 · Vendors		4.50	-159,755.54
Bill Pmt -Check	10/26/2018	8626	Mesa Consolidated ...	Acc # 045127...	2221 · Vendors		65.33	-159,820.87
Bill Pmt -Check	10/26/2018	8628	Pioneer Cellular - us...	Account # CN...	2221 · Vendors		114.35	-159,935.22
Bill Pmt -Check	10/26/2018	8629	Pitney Bowes	Account # 00...	2221 · Vendors		598.41	-160,533.63
Payment	10/26/2018	xfer	Fort Cobb Fuel Auth...		1201 · From m...	11,026.00		-149,507.63
Payment	10/26/2018	xfer	Fort Cobb Fuel Auth...		1201 · From m...	14,026.00		-135,481.63
Payment	10/29/2018	1351	Navitas KY NG LLC		1201 · From m...	8,529.00		-126,952.63
Payment	10/29/2018	1785	Fort Cobb Fuel Auth...		1201 · From m...	3,529.00		-123,423.63
Payment	10/29/2018	1444	Navitas TN NG LLC		1201 · From m...	2,629.00		-120,794.63
General Journal	10/29/2018	18092...		Check Numb...	924 · Insurance	36.88		-120,757.75
Bill Pmt -Check	10/30/2018	Transfer	ADP	Biweekly / Fie...	2221 · Vendors		25,895.90	-146,653.65
Bill Pmt -Check	10/30/2018	Transfer	ADP	Biweekly / Fie...	2221 · Vendors		9,279.62	-155,933.27
Payment	10/30/2018	1786	Fort Cobb Fuel Auth...		1201 · From m...	28,030.00		-127,903.27
Payment	10/30/2018	1360	Navitas OK3, LLC		1201 · From m...	5,030.00		-122,873.27
Payment	10/30/2018	1445	Navitas TN NG LLC		1201 · From m...	1,030.00		-121,843.27
Payment	10/30/2018	ACH L...	Navitas TN NG LLC		1201 · From m...	25,000.00		-96,843.27
Payment	10/30/2018	ACH L...	Navitas KY NG LLC		1201 · From m...	25,000.00		-71,843.27
Payment	10/30/2018	ACH L...	Fort Cobb Fuel Auth...		1201 · From m...	20,000.00		-51,843.27
Bill Pmt -Check	10/31/2018	Transfer	ADP	Salary payroll ...	2221 · Vendors		24,282.96	-76,126.23
Bill Pmt -Check	10/31/2018	Transfer	ADP	Salary payroll ...	2221 · Vendors		8,099.71	-84,225.94
Payment	10/31/2018	ACH L...	Navitas TN NG LLC		1201 · From m...	25,000.00		-59,225.94
Payment	10/31/2018	ACH L...	Navitas KY NG LLC		1201 · From m...	25,000.00		-34,225.94
General Journal	10/31/2018	181031		Overdraft ite...	427 · Interest ...		47.83	-34,273.77
Bill Pmt -Check	11/01/2018	Trasfer	Optum	Account # 3Y...	2221 · Vendors		310.00	-34,583.77
Bill Pmt -Check	11/01/2018	Transfer	United Healthcare		2221 · Vendors		32,592.73	-67,176.50
General Journal	11/01/2018	181101		Paychex EIB I...	923 · Outside ...		7.22	-67,183.72
Payment	11/01/2018	Transfer	Navitas KY NG LLC		1201 · From m...	8,001.00		-59,182.72
Payment	11/01/2018	xfer	Navitas Winstar LLC		1201 · From m...	15,001.00		-44,181.72
Payment	11/01/2018	xfer	Navitas TN NG LLC		1201 · From m...	1,001.00		-43,180.72
Payment	11/01/2018	xfer	Fort Cobb Fuel Auth...		1201 · From m...	4,001.00		-39,179.72
Payment	11/01/2018	xfer	Fort Cobb Fuel Auth...		1201 · From m...	2,801.00		-36,378.72
Bill Pmt -Check	11/02/2018	Transfer	ADP		2221 · Vendors		330.31	-36,709.03
Bill Pmt -Check	11/02/2018	Transfer	ADP		2221 · Vendors		49.95	-36,758.98
Bill Pmt -Check	11/02/2018	Transfer	ADP		2221 · Vendors		99.35	-36,858.33
Bill Pmt -Check	11/02/2018	Transfer	ADP	Salary payroll ...	2221 · Vendors		2,239.43	-39,097.76
Bill Pmt -Check	11/02/2018	8630	Access Cable Televi...	Acct # 09-003...	2221 · Vendors		144.14	-39,241.90
Bill Pmt -Check	11/02/2018	8631	Aflac	Accout #: FG...	2221 · Vendors		687.96	-39,929.86
Bill Pmt -Check	11/02/2018	8632	Christine Lynn Curtis	VOID:	2221 · Vendors	0.00		-39,929.86
Bill Pmt -Check	11/02/2018	8633	Enable Gas Transmi...	Account # 26...	2221 · Vendors		8,032.97	-47,962.83
Bill Pmt -Check	11/02/2018	8634	Harmon Electric Ass...	Account # 50...	2221 · Vendors		189.37	-48,152.20
Bill Pmt -Check	11/02/2018	8635	Liberty Mutual Insur...	Account # 40...	2221 · Vendors		4,292.69	-52,444.89
Bill Pmt -Check	11/02/2018	8636	Mercury Instruments...		2221 · Vendors		878.06	-53,322.95
Bill Pmt -Check	11/02/2018	8637	Ochelata Utility Auth...	VOID: Accou...	2221 · Vendors	0.00		-53,322.95
Bill Pmt -Check	11/02/2018	8638	Oklahoma Natural G...		2221 · Vendors		2,825.65	-56,148.60
Bill Pmt -Check	11/02/2018	8639	Russmar Utility Man...		2221 · Vendors		1,000.00	-57,148.60
Bill Pmt -Check	11/02/2018	8640	Sonitrol Orange Cou...	Customer # 3...	2221 · Vendors		141.15	-57,289.75
Bill Pmt -Check	11/02/2018	8641	Streetmaster, LLC		2221 · Vendors		1,250.00	-58,539.75
Bill Pmt -Check	11/02/2018	8642	TDH Construction		2221 · Vendors		1,380.00	-59,919.75
Bill Pmt -Check	11/02/2018	8643	US Cellular	Account # 84...	2221 · Vendors		402.75	-60,322.50

Navitas Utility Corporation
General Ledger
As of December 31, 2018

Type	Date	Num	Name	Memo	Split	Debit	Credit	Balance
Bill Pmt -Check	11/02/2018	8644	Verizon Wireless	Account # 87...	2221 · Vendors		1,106.20	-61,428.70
Bill Pmt -Check	11/02/2018	8645	Ochelata Utility Auth...	Account 1129	2221 · Vendors		144.45	-61,573.15
Bill Pmt -Check	11/02/2018	8646	American Interstate ...	Policy AVWC...	2221 · Vendors		1,148.00	-62,721.15
Payment	11/02/2018	1216	Fort Cobb Fuel Auth...		1201 · From m...	27,002.00		-35,719.15
Bill Pmt -Check	11/05/2018	Transfer	ADP	Biweekly / Fie...	2221 · Vendors		3,140.69	-38,859.84
Check	11/05/2018	ACH	Bank 7 Credit Cards		-SPLIT-		15,490.61	-54,350.45
Payment	11/05/2018	1788	Fort Cobb Fuel Auth...		1201 · From m...	6,005.00		-48,345.45
Payment	11/06/2018	1814	Fort Cobb Fuel Auth...		1201 · From m...	3,306.00		-45,039.45
Payment	11/06/2018	1789	Fort Cobb Fuel Auth...		1201 · From m...	6,806.00		-38,233.45
Payment	11/06/2018	1446	Navitas TN NG LLC		1201 · From m...	1,506.00		-36,727.45
Payment	11/06/2018	1024	Navitas Utility TX, LLC		1201 · From m...	25,006.00		-11,721.45
Payment	11/07/2018	xfer	Fort Cobb Fuel Auth...		1201 · From m...	15,000.00		3,278.55
Payment	11/08/2018	1790	Fort Cobb Fuel Auth...		1201 · From m...	28,008.00		31,286.55
Bill Pmt -Check	11/09/2018	Transfer	ADP		2221 · Vendors		198.35	31,088.20
Bill Pmt -Check	11/09/2018	Transfer	ADP		2221 · Vendors		246.80	30,841.40
Bill Pmt -Check	11/09/2018	8647	Ally	AN 61192568...	2221 · Vendors		247.83	30,593.57
Bill Pmt -Check	11/09/2018	8648	Ally	024921495072	2221 · Vendors		593.55	30,000.02
Bill Pmt -Check	11/09/2018	8649	Ally	611927038563	2221 · Vendors		543.33	29,456.69
Bill Pmt -Check	11/09/2018	8650	Ford Credit	Account # 56...	2221 · Vendors		1,050.05	28,406.64
Bill Pmt -Check	11/09/2018	8651	Ford Credit	Account # 56...	2221 · Vendors		1,376.59	27,030.05
Bill Pmt -Check	11/09/2018	8652	Ford Credit	Account # 56...	2221 · Vendors		912.53	26,117.52
Bill Pmt -Check	11/09/2018	8653	GM Financial	Acct # 21100...	2221 · Vendors		669.98	25,447.54
Bill Pmt -Check	11/09/2018	8654	GM Financial	Acct: # -VI...	2221 · Vendors		675.82	24,771.72
Bill Pmt -Check	11/09/2018	8655	Ally	611927038563	2221 · Vendors		10,000.00	14,771.72
Bill Pmt -Check	11/09/2018	8656	B & W Pipeline		2221 · Vendors		14,267.08	504.64
Bill Pmt -Check	11/09/2018	8657	CenterPoint Energy	7257756-2	2221 · Vendors		28.81	475.83
Bill Pmt -Check	11/09/2018	8658	Cintas Corporation #...		2221 · Vendors		83.07	392.76
Bill Pmt -Check	11/09/2018	8659	CKenergy Electric C...		2221 · Vendors		494.00	-101.24
Bill Pmt -Check	11/09/2018	8660	Clearwater Enterpris...		2221 · Vendors		24,000.00	-24,101.24
Bill Pmt -Check	11/09/2018	8661	Delgasco, Inc.	Account # 16...	2221 · Vendors		3,365.02	-27,466.26
Bill Pmt -Check	11/09/2018	8662	DirecTV		2221 · Vendors		211.14	-27,677.40
Bill Pmt -Check	11/09/2018	8663	Sparta Energy	Aug Production	2221 · Vendors		23,705.82	-51,383.22
Bill Pmt -Check	11/09/2018	8664	H & C Services and ...		2221 · Vendors		1,763.64	-53,146.86
Bill Pmt -Check	11/09/2018	8665	Haskell County Wat...	Acc # 10-1240	2221 · Vendors		18.00	-53,164.86
Bill Pmt -Check	11/09/2018	8666	Isco Industries, LLC	09/13 Got Inv...	2221 · Vendors		5,000.00	-58,164.86
Bill Pmt -Check	11/09/2018	8667	Legacy Bank		2221 · Vendors		75.00	-58,239.86
Bill Pmt -Check	11/09/2018	8668	Opal Leach		2221 · Vendors		250.00	-58,489.86
Bill Pmt -Check	11/09/2018	8669	Petrol Energy, LLC		2221 · Vendors		8,000.00	-66,489.86
Bill Pmt -Check	11/09/2018	8670	Pioneer Cellular - us...	Account # CN...	2221 · Vendors		94.02	-66,583.88
Bill Pmt -Check	11/09/2018	8671	Professional Compli...		2221 · Vendors		160.00	-66,743.88
Bill Pmt -Check	11/09/2018	8672	Quill		2221 · Vendors		562.42	-67,306.30
Bill Pmt -Check	11/09/2018	8673	R & R Water /Culligan	Account # 22...	2221 · Vendors		45.58	-67,351.88
Bill Pmt -Check	11/09/2018	8674	Red River Valley Ru...	Account # 19...	2221 · Vendors		37.53	-67,389.41
Bill Pmt -Check	11/09/2018	8675	Southern Star Centr...		2221 · Vendors		10,238.87	-77,628.28
Bill Pmt -Check	11/09/2018	8676	Stephens Co. Rural ...	Account A-04...	2221 · Vendors		36.00	-77,664.28
Bill Pmt -Check	11/09/2018	8677	Tate Boy's Tire & Se...		2221 · Vendors		511.39	-78,175.67
Bill Pmt -Check	11/09/2018	8678	Totah Communicati...	account # 7460	2221 · Vendors		279.83	-78,455.50
Bill Pmt -Check	11/09/2018	8679	Town of Eakly		2221 · Vendors		111.46	-78,566.96
Bill Pmt -Check	11/09/2018	8680	Unifirst Holdings, In...		2221 · Vendors		785.42	-79,352.38

Navitas Utility Corporation
General Ledger
As of December 31, 2018

Type	Date	Num	Name	Memo	Split	Debit	Credit	Balance
Bill Pmt -Check	11/09/2018	8681	Unifirst Holdings, In...		2221 · Vendors		145.52	-79,497.90
Bill Pmt -Check	11/09/2018	8682	Unifirst Holdings, In...		2221 · Vendors		232.20	-79,730.10
Bill Pmt -Check	11/09/2018	8683	Unifirst Holdings, In...		2221 · Vendors		145.44	-79,875.54
Bill Pmt -Check	11/09/2018	8684	Unifirst Holdings, In...		2221 · Vendors		89.52	-79,965.06
Bill Pmt -Check	11/09/2018	8685	United Rentals, Inc.		2221 · Vendors		1,879.31	-81,844.37
Bill Pmt -Check	11/09/2018	8686	Velma Public Works...		2221 · Vendors		100.00	-81,944.37
Bill Pmt -Check	11/09/2018	8687	Volunteer Trenching		2221 · Vendors		250.00	-82,194.37
Bill Pmt -Check	11/09/2018	8688	X Stream Services	0013081	2221 · Vendors		377.07	-82,571.44
Bill Pmt -Check	11/09/2018	8689	Keystone-Beard Eq...		2221 · Vendors		100.40	-82,671.84
Bill Pmt -Check	11/09/2018	8690	Motley Gin, Inc.	Account ID: N...	2221 · Vendors		341.75	-83,013.59
Bill Pmt -Check	11/09/2018	8691	Mountain Valley Sup...		2221 · Vendors		223.13	-83,236.72
Bill Pmt -Check	11/09/2018	8692	Natural Gas Pipeline...	Acct # 5319 / ...	2221 · Vendors		494.70	-83,731.42
Bill Pmt -Check	11/09/2018	8693	Bank 7	Loan 1010669	2221 · Vendors		3,265.76	-86,997.18
Bill Pmt -Check	11/09/2018	8694	Public Service Co.		2221 · Vendors		167.15	-87,164.33
Bill Pmt -Check	11/09/2018	8695	Clutches Unlimited	Clutches Unli...	2221 · Vendors		383.18	-87,547.51
Payment	11/09/2018	xfer	Fort Cobb Fuel Auth...		1201 · From m...	7,009.00		-80,538.51
Bill Pmt -Check	11/12/2018	8696	Newport Beach Live...		2221 · Vendors		64.00	-80,602.51
Bill Pmt -Check	11/13/2018	XFER	ADP	Biweekly / Fie...	2221 · Vendors		26,282.33	-106,884.84
Bill Pmt -Check	11/13/2018	XFER	ADP	Biweekly / Fie...	2221 · Vendors		9,472.60	-116,357.44
Check	11/13/2018	Auto ...	KOC Insurance		924 · Insurance		94.50	-116,451.94
Bill Pmt -Check	11/14/2018	xfer	ADP	Salary payroll ...	2221 · Vendors		23,023.83	-139,475.77
Bill Pmt -Check	11/14/2018	xfer	ADP	Salary payroll ...	2221 · Vendors		7,789.09	-147,264.86
Payment	11/14/2018	XFER	Fort Cobb Fuel Auth...		1201 · From m...	21,014.00		-126,250.86
Payment	11/14/2018	XFER	Fort Cobb Fuel Auth...		1201 · From m...	16,014.00		-110,236.86
Bill Pmt -Check	11/15/2018	XFER	ADP	Biweekly / Fie...	2221 · Vendors		3,185.17	-113,422.03
General Journal	11/15/2018	10388...		COBRA check	926 · Employe...	1,483.39		-111,938.64
Payment	11/15/2018	1819	Fort Cobb Fuel Auth...		1201 · From m...	15,015.00		-96,923.64
Bill Pmt -Check	11/16/2018	8697	Airgas, Inc.		2221 · Vendors		16.60	-96,940.24
Bill Pmt -Check	11/16/2018	8698	Carnegie Lumber		2221 · Vendors		16.68	-96,956.92
Bill Pmt -Check	11/16/2018	8699	Cart Farm & Home ...		2221 · Vendors		105.67	-97,062.59
Bill Pmt -Check	11/16/2018	8700	Clearwater Enterpris...		2221 · Vendors		24,000.00	-121,062.59
Bill Pmt -Check	11/16/2018	8701	E & S Oil Company		2221 · Vendors		41.00	-121,103.59
Bill Pmt -Check	11/16/2018	8702	England Ford Inc	account 4411...	2221 · Vendors		97.08	-121,200.67
Bill Pmt -Check	11/16/2018	8703	Farmers Coop Mill &...		2221 · Vendors		48.00	-121,248.67
Bill Pmt -Check	11/16/2018	8704	Full Spectrum Servi...		2221 · Vendors		200.00	-121,448.67
Bill Pmt -Check	11/16/2018	8705	Knox Oklahoma Re...		2221 · Vendors		15.00	-121,463.67
Bill Pmt -Check	11/16/2018	8706	O'Reilly Auto Parts		2221 · Vendors		85.42	-121,549.09
Bill Pmt -Check	11/16/2018	8707	Petrol Energy, LLC		2221 · Vendors		8,000.00	-129,549.09
Bill Pmt -Check	11/16/2018	8708	Prince Plumbing LLC		2221 · Vendors		302.48	-129,851.57
Bill Pmt -Check	11/16/2018	8709	Quill		2221 · Vendors		67.11	-129,918.68
Bill Pmt -Check	11/16/2018	8710	Southern California ...	Customer acc...	2221 · Vendors		306.59	-130,225.27
Bill Pmt -Check	11/16/2018	8711	Time Warner Cable		2221 · Vendors		644.90	-130,870.17
Bill Pmt -Check	11/16/2018	8712	Urgent Med LLC		2221 · Vendors		30.00	-130,900.17
Bill Pmt -Check	11/16/2018	xfer	ADP	Salary payroll ...	2221 · Vendors		2,149.43	-133,049.60
Bill Pmt -Check	11/16/2018	8724	Zee Medical Service...	Account # 2312	2221 · Vendors		414.63	-133,464.23
General Journal	11/20/2018	181120		Ally Interest R...	427 · Interest ...	0.15		-133,464.08
General Journal	11/21/2018	181121		Overdraft ite...	427 · Interest ...		29.00	-133,493.08
Payment	11/21/2018	1825	Fort Cobb Fuel Auth...		1201 · From m...	20,021.00		-113,472.08
Payment	11/21/2018	1792	Fort Cobb Fuel Auth...		1201 · From m...	10,021.00		-103,451.08

Navitas Utility Corporation
General Ledger
As of December 31, 2018

Type	Date	Num	Name	Memo	Split	Debit	Credit	Balance
Payment	11/21/2018	1361	Navitas OK3, LLC		1201 · From m...	6,021.00		-97,430.08
Payment	11/21/2018	1452	Navitas TN NG LLC		1201 · From m...	4,021.00		-93,409.08
Payment	11/21/2018	1218	Navitas Winstar LLC		1201 · From m...	35,021.00		-58,388.08
Bill Pmt -Check	11/23/2018	8713	AT&T Mobility	287021588346	2221 · Vendors		522.87	-58,910.95
Bill Pmt -Check	11/23/2018	8714	IPFS Corporation	Account # TX...	2221 · Vendors		5,348.65	-64,259.60
Bill Pmt -Check	11/23/2018	8715	Jellico Electric & Wa...	Account # 00...	2221 · Vendors		96.88	-64,356.48
Bill Pmt -Check	11/23/2018	8716	Liberty Mutual Insur...	Account # 40...	2221 · Vendors		4,507.69	-68,864.17
Bill Pmt -Check	11/23/2018	8717	Northfork Electric C...	Acct # 12975...	2221 · Vendors		26.04	-68,890.21
Bill Pmt -Check	11/23/2018	8718	One Call Concepts, ...	Acct # NAVIT01	2221 · Vendors		0.50	-68,890.71
Bill Pmt -Check	11/23/2018	8719	Public Service Co.		2221 · Vendors		63.25	-68,953.96
Bill Pmt -Check	11/23/2018	8720	SoCal Gas		2221 · Vendors		1.21	-68,955.17
Bill Pmt -Check	11/23/2018	8721	Valir Physical Therapy		2221 · Vendors		25.00	-68,980.17
Bill Pmt -Check	11/23/2018	8722	Western Exterminat...	Cust # 15043...	2221 · Vendors		80.00	-69,060.17
Bill Pmt -Check	11/23/2018	8723	Windstream	Account # 04...	2221 · Vendors		311.47	-69,371.64
Bill Pmt -Check	11/23/2018	TRAN...	ADP		2221 · Vendors		260.80	-69,632.44
Bill Pmt -Check	11/23/2018	TRAN...	ADP		2221 · Vendors		202.50	-69,834.94
Bill Pmt -Check	11/23/2018	8725	Allegra Printing & Im...		2221 · Vendors		104.52	-69,939.46
Bill Pmt -Check	11/23/2018	8726	B & B Meter Service		2221 · Vendors		2,516.50	-72,455.96
Bill Pmt -Check	11/23/2018	8727	Clearwater Enterpris...	Financial Mon...	2221 · Vendors		24,000.00	-96,455.96
Bill Pmt -Check	11/23/2018	8728	Cotton Electric Coop...	Acc # 270660...	2221 · Vendors		71.05	-96,527.01
Bill Pmt -Check	11/23/2018	8729	EGW Utilities, Inc.		2221 · Vendors		1,464.30	-97,991.31
Bill Pmt -Check	11/23/2018	8730	Enable Gas Transmi...		2221 · Vendors		4,290.42	-102,281.73
Bill Pmt -Check	11/23/2018	8731	Enable Oklahoma In...	Account # 26...	2221 · Vendors		2,204.00	-104,485.73
Bill Pmt -Check	11/23/2018	8732	Equity Exchange	Account # 35...	2221 · Vendors		3,047.91	-107,533.64
Bill Pmt -Check	11/23/2018	8733	Farris Bobango Bra...		2221 · Vendors		1,500.00	-109,033.64
Bill Pmt -Check	11/23/2018	8734	Gene Herren		2221 · Vendors		344.99	-109,378.63
Bill Pmt -Check	11/23/2018	8735	Guardian	Group ID: 00 ...	2221 · Vendors		306.25	-109,684.88
Bill Pmt -Check	11/23/2018	8736	H & C Services and ...	VOID:	2221 · Vendors	0.00		-109,684.88
Bill Pmt -Check	11/23/2018	8737	Harold's Auto Supply	Acct # 3530	2221 · Vendors		220.63	-109,905.51
Bill Pmt -Check	11/23/2018	8738	Hull Brothers Constr...		2221 · Vendors		1,802.60	-111,708.11
Bill Pmt -Check	11/23/2018	8739	Hull Brothers, Inc.		2221 · Vendors		1,426.25	-113,134.36
Bill Pmt -Check	11/23/2018	8740	Isco Industries, LLC		2221 · Vendors		4,362.31	-117,496.67
Bill Pmt -Check	11/23/2018	8741	Klint Alexander	Aug 2018	2221 · Vendors		1,000.00	-118,496.67
Bill Pmt -Check	11/23/2018	8742	Koons Gas Measure...		2221 · Vendors		5,000.00	-123,496.67
Bill Pmt -Check	11/23/2018	8743	LMJ Industries		2221 · Vendors		1,000.00	-124,496.67
Bill Pmt -Check	11/23/2018	8744	Monday's Stop N Sh...	Fuel Jul	2221 · Vendors		1,808.55	-126,305.22
Bill Pmt -Check	11/23/2018	8745	Navitas Communica...		2221 · Vendors		2,000.00	-128,305.22
Bill Pmt -Check	11/23/2018	8746	Oklahoma Natural G...		2221 · Vendors		3,255.37	-131,560.59
Bill Pmt -Check	11/23/2018	8747	Petrol Energy, LLC		2221 · Vendors		8,000.00	-139,560.59
Bill Pmt -Check	11/23/2018	8748	Ron Comingdeer & ...		2221 · Vendors		2,083.00	-141,643.59
Bill Pmt -Check	11/23/2018	8749	Enbridge/Spectra E...	Account # 29...	2221 · Vendors		1,676.44	-143,320.03
Bill Pmt -Check	11/23/2018	8750	Steve Jolley		2221 · Vendors		2,500.00	-145,820.03
Bill Pmt -Check	11/23/2018	8751	Tri-Star Energy Con...		2221 · Vendors		4,008.00	-149,828.03
Bill Pmt -Check	11/23/2018	8752	H & C Services and ...		2221 · Vendors		2,495.89	-152,323.92
Payment	11/23/2018	1826	Fort Cobb Fuel Auth...		1201 · From m...	8,623.00		-143,700.92
Payment	11/23/2018	1793	Fort Cobb Fuel Auth...		1201 · From m...	8,023.00		-135,677.92
Payment	11/23/2018	1453	Navitas TN NG LLC		1201 · From m...	3,623.00		-132,054.92
General Journal	11/23/2018	181123		Loan Extensio...	427 · Interest ...		2,547.01	-134,601.93
Payment	11/26/2018	1794	Fort Cobb Fuel Auth...		1201 · From m...	2,726.00		-131,875.93

Navitas Utility Corporation
General Ledger
As of December 31, 2018

Type	Date	Num	Name	Memo	Split	Debit	Credit	Balance
Payment	11/26/2018	1827	Fort Cobb Fuel Auth...		1201 · From m...	6,226.00		-125,649.93
Bill Pmt -Check	11/27/2018	Transfer	ADP	Biweekly / Fie...	2221 · Vendors		26,285.19	-151,935.12
Bill Pmt -Check	11/27/2018	Transfer	ADP	Biweekly / Fie...	2221 · Vendors		9,422.92	-161,358.04
Payment	11/27/2018	1828	Fort Cobb Fuel Auth...		1201 · From m...	9,427.00		-151,931.04
Payment	11/27/2018	1795	Fort Cobb Fuel Auth...		1201 · From m...	15,027.00		-136,904.04
Payment	11/27/2018	1362	Navitas OK3, LLC		1201 · From m...	1,927.00		-134,977.04
Payment	11/27/2018	1354	Navitas KY NG LLC		1201 · From m...	1,027.00		-133,950.04
Payment	11/27/2018	1454	Navitas TN NG LLC		1201 · From m...	4,327.00		-129,623.04
Payment	11/27/2018	XFER ...	Fort Cobb Fuel Auth...		1201 · From m...	75,000.00		-54,623.04
Bill Pmt -Check	11/27/2018	xfer	United Healthcare	Customer # 4...	2221 · Vendors		8,045.43	-62,668.47
Bill Pmt -Check	11/27/2018	xfer	United Healthcare	Customer # 5...	2221 · Vendors		23,111.38	-85,779.85
Bill Pmt -Check	11/28/2018	8769	NALLC - gas facilities		2221 · Vendors		7,554.60	-93,334.45
General Journal	11/28/2018	181128		20-5778213 2...	6420 · Tax con...	15.59		-93,318.86
Payment	11/28/2018	1796	Fort Cobb Fuel Auth...		1201 · From m...	10,029.00		-83,289.86
Bill Pmt -Check	11/28/2018	8901	Quinton Parts Supply		2221 · Vendors		1,645.43	-84,935.29
Bill Pmt -Check	11/29/2018	Transfer	ADP	Salary payroll ...	2221 · Vendors		24,282.97	-109,218.26
Bill Pmt -Check	11/29/2018	Transfer	ADP	Salary payroll ...	2221 · Vendors		8,099.70	-117,317.96
Bill Pmt -Check	11/30/2018	Transfer	ADP		2221 · Vendors		96.75	-117,414.71
Bill Pmt -Check	11/30/2018	Transfer	ADP		2221 · Vendors		49.95	-117,464.66
Bill Pmt -Check	11/30/2018	Transfer	ADP	Biweekly / Fie...	2221 · Vendors		3,159.48	-120,624.14
Bill Pmt -Check	11/30/2018	8753	5100 Paula Lynn		2221 · Vendors		239.28	-120,863.42
Bill Pmt -Check	11/30/2018	8754	Access Cable Televi...	Acct # 09-003...	2221 · Vendors		144.14	-121,007.56
Bill Pmt -Check	11/30/2018	8755	Clearwater Enterpris...	Financial Mon...	2221 · Vendors		24,000.00	-145,007.56
Bill Pmt -Check	11/30/2018	8756	Enable Gas Transmi...	Account # 26...	2221 · Vendors		332.13	-145,339.69
Bill Pmt -Check	11/30/2018	8757	Kentucky Undergrou...	Customer ID: ...	2221 · Vendors		6.00	-145,345.69
Bill Pmt -Check	11/30/2018	8758	Oklahoma Corporati...	Q319 Fee ass...	2221 · Vendors		1,795.78	-147,141.47
Bill Pmt -Check	11/30/2018	8759	Oklahoma Natural G...	Acc # 212809...	2221 · Vendors		21.23	-147,162.70
Bill Pmt -Check	11/30/2018	8760	Petrol Energy, LLC		2221 · Vendors		8,000.00	-155,162.70
Bill Pmt -Check	11/30/2018	8761	Pioneer Cellular - us...	Account # CN...	2221 · Vendors		114.35	-155,277.05
Bill Pmt -Check	11/30/2018	8762	Public Service Co.		2221 · Vendors		133.91	-155,410.96
Bill Pmt -Check	11/30/2018	8763	ReadyRefresh		2221 · Vendors		76.55	-155,487.51
Bill Pmt -Check	11/30/2018	8764	TDH Construction		2221 · Vendors		1,380.00	-156,867.51
Bill Pmt -Check	11/30/2018	8765	Tennessee One-Call...		2221 · Vendors		1,638.05	-158,505.56
Bill Pmt -Check	11/30/2018	8766	Terminix Processing...	Cust # 7479088	2221 · Vendors		59.00	-158,564.56
Bill Pmt -Check	11/30/2018	8767	United Rentals, Inc.		2221 · Vendors		1,879.31	-160,443.87
Bill Pmt -Check	11/30/2018	8768	Verizon Wireless	Account # 87...	2221 · Vendors		857.09	-161,300.96
Payment	11/30/2018	1797	Fort Cobb Fuel Auth...		1201 · From m...	22,030.00		-139,270.96
Payment	11/30/2018	1832	Fort Cobb Fuel Auth...		1201 · From m...	3,730.00		-135,540.96
Payment	11/30/2018	XFER ...	Navitas KY NG LLC		1201 · From m...	50,000.00		-85,540.96
General Journal	11/30/2018	181130		Interest on Ov...	427 · Interest ...		6.04	-85,547.00
Bill Pmt -Check	12/03/2018	8770	American Interstate ...	Policy AVWC...	2221 · Vendors		1,157.00	-86,704.00
Bill Pmt -Check	12/03/2018	8771	CenterPoint Energy ...	Customer ID: ...	2221 · Vendors		605.64	-87,309.64
Bill Pmt -Check	12/03/2018	8772	Cintas Corporation #...		2221 · Vendors		110.76	-87,420.40
Bill Pmt -Check	12/03/2018	8773	Delgasco, Inc.	Account # 16...	2221 · Vendors		7,699.93	-95,120.33
Bill Pmt -Check	12/03/2018	8774	EGW Utilities, Inc.	Customer ID ...	2221 · Vendors		312.07	-95,432.40
Bill Pmt -Check	12/03/2018	8775	H & C Services and ...		2221 · Vendors		251.48	-95,683.88
Bill Pmt -Check	12/03/2018	8776	Harmon Electric Ass...	Account # 50...	2221 · Vendors		211.15	-95,895.03
Bill Pmt -Check	12/03/2018	8777	Hull Brothers Constr...		2221 · Vendors		1,761.35	-97,656.38
Bill Pmt -Check	12/03/2018	8778	Isco Industries, LLC		2221 · Vendors		5,910.21	-103,566.59

Navitas Utility Corporation
General Ledger
As of December 31, 2018

Type	Date	Num	Name	Memo	Split	Debit	Credit	Balance
Bill Pmt -Check	12/03/2018	8779	Jenkins Oilfield Sup...	Customer Acc...	2221 · Vendors		454.21	-104,020.80
Bill Pmt -Check	12/03/2018	8780	Keystone-Beard Eq...		2221 · Vendors		151.20	-104,172.00
Bill Pmt -Check	12/03/2018	8781	O'Reilly Auto Parts		2221 · Vendors		32.31	-104,204.31
Bill Pmt -Check	12/03/2018	8782	Public Service Co.	Account # 95...	2221 · Vendors		79.33	-104,283.64
Bill Pmt -Check	12/03/2018	8783	Sonitrol Orange Cou...	Customer # 3...	2221 · Vendors		141.15	-104,424.79
Bill Pmt -Check	12/03/2018	8784	Southeastern Diagn...		2221 · Vendors		25.00	-104,449.79
Bill Pmt -Check	12/03/2018	8785	Tate Boy's Tire & Se...		2221 · Vendors		40.15	-104,489.94
Bill Pmt -Check	12/03/2018	8786	The Town of Grace...		2221 · Vendors		150.00	-104,639.94
Bill Pmt -Check	12/03/2018	8787	5100 Scott Kniess		2221 · Vendors		631.56	-105,271.50
Bill Pmt -Check	12/03/2018	8788	Guardian	VOID: Group ...	2221 · Vendors	0.00		-105,271.50
Bill Pmt -Check	12/03/2018	8789	Aflac	Group ID: 00 ...	2221 · Vendors		458.64	-105,730.14
Bill Pmt -Check	12/04/2018	Transfer	ADP	Salary payroll ...	2221 · Vendors		2,239.43	-107,969.57
Check	12/04/2018	ACH	Bank 7 Credit Cards		-SPLIT-		20,798.25	-128,767.82
Payment	12/04/2018	1457	Navitas TN NG LLC		1201 · From m...	6,004.00		-122,763.82
Payment	12/04/2018	1803	Fort Cobb Fuel Auth...		1201 · From m...	25,004.00		-97,759.82
Bill Pmt -Check	12/04/2018	8790	Christine Lynn Curtis		2221 · Vendors		15.00	-97,774.82
Payment	12/05/2018	1357	Navitas KY NG LLC		1201 · From m...	25,005.00		-72,769.82
Payment	12/05/2018	Transf...	Fort Cobb Fuel Auth...		1201 · From m...	25,000.00		-47,769.82
Bill Pmt -Check	12/07/2018	TRAN...	ADP		2221 · Vendors		337.82	-48,107.64
Bill Pmt -Check	12/07/2018	TRAN...	ADP		2221 · Vendors		198.35	-48,305.99
Bill Pmt -Check	12/07/2018	TRAN...	ADP		2221 · Vendors		246.80	-48,552.79
Bill Pmt -Check	12/07/2018	8791	CKenergy Electric C...		2221 · Vendors		342.00	-48,894.79
Bill Pmt -Check	12/07/2018	8792	DirecTV		2221 · Vendors		209.97	-49,104.76
Bill Pmt -Check	12/07/2018	8793	Haskell County Wat...	Acc # 10-1240	2221 · Vendors		18.00	-49,122.76
Bill Pmt -Check	12/07/2018	8794	Legacy Bank		2221 · Vendors		75.00	-49,197.76
Bill Pmt -Check	12/07/2018	8795	Ochelata Utility Auth...	Account 1129	2221 · Vendors		152.45	-49,350.21
Bill Pmt -Check	12/07/2018	8796	Opal Leach		2221 · Vendors		250.00	-49,600.21
Bill Pmt -Check	12/07/2018	8797	Stephens Co. Rural ...	Account A-04...	2221 · Vendors		36.00	-49,636.21
Bill Pmt -Check	12/07/2018	8798	Town of Eakly		2221 · Vendors		111.04	-49,747.25
Bill Pmt -Check	12/07/2018	8799	Unifirst Holdings, In...		2221 · Vendors		893.51	-50,640.76
Bill Pmt -Check	12/07/2018	8800	Unifirst Holdings, In...		2221 · Vendors		181.90	-50,822.66
Bill Pmt -Check	12/07/2018	8801	Unifirst Holdings, In...		2221 · Vendors		290.25	-51,112.91
Bill Pmt -Check	12/07/2018	8802	Unifirst Holdings, In...		2221 · Vendors		181.80	-51,294.71
Bill Pmt -Check	12/07/2018	8803	Unifirst Holdings, In...		2221 · Vendors		144.94	-51,439.65
Bill Pmt -Check	12/07/2018	8804	Velma Public Works...		2221 · Vendors		100.00	-51,539.65
Bill Pmt -Check	12/07/2018	8805	Volunteer Trenching		2221 · Vendors		250.00	-51,789.65
Bill Pmt -Check	12/07/2018	8806	X Stream Services	0013081	2221 · Vendors		380.71	-52,170.36
Bill Pmt -Check	12/07/2018	8807	F & M Bank	Loan 999500...	2221 · Vendors		630.87	-52,801.23
Bill Pmt -Check	12/07/2018	8808	Ally	024921495072	2221 · Vendors		593.55	-53,394.78
Bill Pmt -Check	12/07/2018	8809	Ally	611927038563	2221 · Vendors		543.33	-53,938.11
Bill Pmt -Check	12/07/2018	8810	Ally	611927038563	2221 · Vendors		10,000.00	-63,938.11
Bill Pmt -Check	12/07/2018	8811	Ford Credit	Account # 56...	2221 · Vendors		1,050.05	-64,988.16
Bill Pmt -Check	12/07/2018	8812	Ford Credit	Account # 56...	2221 · Vendors		1,376.59	-66,364.75
Bill Pmt -Check	12/07/2018	8813	Ford Credit	Account # 56...	2221 · Vendors		912.53	-67,277.28
Bill Pmt -Check	12/07/2018	8814	GM Financial	Acct # 21100...	2221 · Vendors		669.98	-67,947.26
Bill Pmt -Check	12/07/2018	8815	GM Financial	Acct: # 21101...	2221 · Vendors		675.82	-68,623.08
Bill Pmt -Check	12/07/2018	TRAN...	Optum	Account # 3Y...	2221 · Vendors		240.00	-68,863.08
Bill Pmt -Check	12/10/2018	8818	B & B Meter Service		2221 · Vendors		810.00	-69,673.08
Bill Pmt -Check	12/10/2018	8819	B & W Pipeline		2221 · Vendors		14,023.07	-83,696.15

Navitas Utility Corporation
General Ledger
As of December 31, 2018

Type	Date	Num	Name	Memo	Split	Debit	Credit	Balance
Bill Pmt -Check	12/10/2018	8820	Clearwater Enterpris...		2221 · Vendors		29,000.00	-112,696.15
Bill Pmt -Check	12/10/2018	8821	E & S Oil Company		2221 · Vendors		40.25	-112,736.40
Bill Pmt -Check	12/10/2018	8822	EGW Utilities, Inc.		2221 · Vendors		2,273.62	-115,010.02
Bill Pmt -Check	12/10/2018	8823	Enable Gas Transmi...	Account # 26...	2221 · Vendors		8,177.12	-123,187.14
Bill Pmt -Check	12/10/2018	8824	Enable Oklahoma In...	Account # 26...	2221 · Vendors		4,954.00	-128,141.14
Bill Pmt -Check	12/10/2018	8825	Sparta Energy	Sep Production	2221 · Vendors		21,839.42	-149,980.56
Bill Pmt -Check	12/10/2018	8826	German Roofing LLC	50% day of jo...	2221 · Vendors		5,000.00	-154,980.56
Bill Pmt -Check	12/10/2018	8827	Hudson Country Sto...	Acct # 04361	2221 · Vendors		793.03	-155,773.59
Bill Pmt -Check	12/10/2018	8828	Isco Industries, LLC		2221 · Vendors		5,463.45	-161,237.04
Bill Pmt -Check	12/10/2018	8829	Kenneth Lowe	Nicholson Well	2221 · Vendors		3,046.00	-164,283.04
Bill Pmt -Check	12/10/2018	8830	Keystone-Beard Eq...		2221 · Vendors		180.00	-164,463.04
Bill Pmt -Check	12/10/2018	8831	Koons Gas Measure...		2221 · Vendors		5,000.00	-169,463.04
Bill Pmt -Check	12/10/2018	8832	LMJ Industries		2221 · Vendors		2,000.00	-171,463.04
Bill Pmt -Check	12/10/2018	8833	O'Reilly Auto Parts		2221 · Vendors		27.20	-171,490.24
Bill Pmt -Check	12/10/2018	8834	Oklahoma One Call ...	Member Code...	2221 · Vendors		2,103.75	-173,593.99
Bill Pmt -Check	12/10/2018	8835	Petrol Energy, LLC		2221 · Vendors		10,000.00	-183,593.99
Bill Pmt -Check	12/10/2018	8836	Quill	Account # C2...	2221 · Vendors		211.50	-183,805.49
Bill Pmt -Check	12/10/2018	8837	Russmar Utility Man...		2221 · Vendors		1,000.00	-184,805.49
Bill Pmt -Check	12/10/2018	8838	Southern Star Centr...		2221 · Vendors		10,760.11	-195,565.60
Bill Pmt -Check	12/10/2018	8839	US Cellular	Account # 84...	2221 · Vendors		402.75	-195,968.35
Bill Pmt -Check	12/10/2018	8840	TDH Construction		2221 · Vendors		323.38	-196,291.73
Check	12/10/2018	Auto ...	KOC Insurance		924 · Insurance		94.50	-196,386.23
General Journal	12/10/2018	10390...		COBRA check	926 · Employe...	2,456.68		-193,929.55
Bill Pmt -Check	12/11/2018	Transfer	ADP	Biweekly / Fie...	2221 · Vendors		26,539.68	-220,469.23
Bill Pmt -Check	12/11/2018	Transfer	ADP	Biweekly / Fie...	2221 · Vendors		9,592.62	-230,061.85
Payment	12/11/2018	1805	Fort Cobb Fuel Auth...		1201 · From m...	32,211.00		-197,850.85
Payment	12/11/2018	1459	Navitas TN NG LLC		1201 · From m...	8,511.00		-189,339.85
Payment	12/11/2018	1838	Fort Cobb Fuel Auth...		1201 · From m...	75,411.00		-113,928.85
Bill Pmt -Check	12/14/2018	Transfer	ADP	Biweekly / Fie...	2221 · Vendors		3,214.01	-117,142.86
Bill Pmt -Check	12/14/2018	8841	Airgas, Inc.		2221 · Vendors		13.52	-117,156.38
Bill Pmt -Check	12/14/2018	8842	AirMedCare		2221 · Vendors		770.00	-117,926.38
Bill Pmt -Check	12/14/2018	8843	Clearwater Enterpris...	Financial Mon...	2221 · Vendors		29,000.00	-146,926.38
Bill Pmt -Check	12/14/2018	8844	Equity Exchange	Account # 35...	2221 · Vendors		2,891.05	-149,817.43
Bill Pmt -Check	12/14/2018	8845	First Volunteer Bank		2221 · Vendors		51.00	-149,868.43
Bill Pmt -Check	12/14/2018	8846	Motley Gin, Inc.	Account ID: N...	2221 · Vendors		431.78	-150,300.21
Bill Pmt -Check	12/14/2018	8847	Natural Gas Pipeline...	Acct # 5319 / ...	2221 · Vendors		494.90	-150,795.11
Bill Pmt -Check	12/14/2018	8848	Petrol Energy, LLC		2221 · Vendors		10,661.38	-161,456.49
Bill Pmt -Check	12/14/2018	8849	Pioneer Cellular - us...	Account # CN...	2221 · Vendors		92.62	-161,549.11
Bill Pmt -Check	12/14/2018	8850	Pitney Bowes	Account # 00...	2221 · Vendors		400.00	-161,949.11
Bill Pmt -Check	12/14/2018	8851	R & R Water /Culligan	Account # 22...	2221 · Vendors		45.58	-161,994.69
Bill Pmt -Check	12/14/2018	8852	Red River Valley Ru...	Account # 19...	2221 · Vendors		37.58	-162,032.27
Bill Pmt -Check	12/14/2018	8853	Time Warner Cable		2221 · Vendors		751.43	-162,783.70
Bill Pmt -Check	12/14/2018	8854	Totah Communicati...	account # 7460	2221 · Vendors		279.83	-163,063.53
Bill Pmt -Check	12/14/2018	8855	United Rentals, Inc.	Customer: 13...	2221 · Vendors		3,896.83	-166,960.36
Bill Pmt -Check	12/14/2018	TRAN...	ADP	Salary payroll ...	2221 · Vendors		22,986.19	-189,946.55
Bill Pmt -Check	12/14/2018	TRAN...	ADP	Salary payroll ...	2221 · Vendors		7,826.73	-197,773.28
Check	12/14/2018	CASH	925 I/D Safety & Se...	Safety Incentive	925 · I/D - Safe...		2,900.00	-200,673.28
Bill Pmt -Check	12/17/2018	TRAN...	ADP	Salary payroll ...	2221 · Vendors		2,149.43	-202,822.71
Bill Pmt -Check	12/17/2018	8856	A New Energy LLC		2221 · Vendors		4,166.66	-206,989.37

Navitas Utility Corporation
General Ledger
As of December 31, 2018

Type	Date	Num	Name	Memo	Split	Debit	Credit	Balance
Bill Pmt -Check	12/17/2018	8857	Battery Backup Pow...	VOID:	2221 · Vendors	0.00		-206,989.37
Bill Pmt -Check	12/17/2018	8858	Buesing's Pump & S...		2221 · Vendors		322.97	-207,312.34
Bill Pmt -Check	12/17/2018	8859	CenterPoint Energy	7257756-2	2221 · Vendors		246.16	-207,558.50
Bill Pmt -Check	12/17/2018	8860	Farris Bobango Bra...		2221 · Vendors		1,500.00	-209,058.50
Bill Pmt -Check	12/17/2018	8861	German Roofing LLC	50% day of jo...	2221 · Vendors		3,000.00	-212,058.50
Bill Pmt -Check	12/17/2018	8862	H & C Services and ...		2221 · Vendors		167.58	-212,226.08
Bill Pmt -Check	12/17/2018	8863	Hudson Country Sto...	Acct # 04361	2221 · Vendors		213.74	-212,439.82
Bill Pmt -Check	12/17/2018	8864	Jellico Electric & Wa...	Account # 00...	2221 · Vendors		93.86	-212,533.68
Bill Pmt -Check	12/17/2018	8865	Kenneth Lowe	Nicholson Well	2221 · Vendors		3,000.00	-215,533.68
Bill Pmt -Check	12/17/2018	8866	Keystone-Beard Eq...		2221 · Vendors		172.20	-215,705.88
Bill Pmt -Check	12/17/2018	8867	Navitas Communica...		2221 · Vendors		6,000.00	-221,705.88
Bill Pmt -Check	12/17/2018	8868	Northfork Electric C...	Acct # 12975...	2221 · Vendors		47.73	-221,753.61
Bill Pmt -Check	12/17/2018	8869	One Call Concepts, ...	Acct # NAVIT01	2221 · Vendors		1.50	-221,755.11
Bill Pmt -Check	12/17/2018	8870	Quill		2221 · Vendors		692.48	-222,447.59
Bill Pmt -Check	12/17/2018	8871	Ron Comingdeer & ...		2221 · Vendors		2,083.00	-224,530.59
Bill Pmt -Check	12/17/2018	8872	Steve Jolley		2221 · Vendors		2,500.00	-227,030.59
Bill Pmt -Check	12/17/2018	8873	Tri-Star Energy Con...		2221 · Vendors		2,500.00	-229,530.59
Bill Pmt -Check	12/17/2018	8874	Battery Backup Pow...		2221 · Vendors		981.42	-230,512.01
Payment	12/18/2018	1845	Fort Cobb Fuel Auth...		1201 · From m...	90,018.00		-140,494.01
General Journal	12/18/2018	181218		Interest on Ov...	427 · Interest ...		29.00	-140,523.01
Payment	12/19/2018	1810	Fort Cobb Fuel Auth...		1201 · From m...	31,019.00		-109,504.01
Bill Pmt -Check	12/21/2018	8875	Clearwater Enterpris...		2221 · Vendors		27,417.72	-136,921.73
Bill Pmt -Check	12/21/2018	8876	German Roofing LLC	50% day of jo...	2221 · Vendors		5,000.00	-141,921.73
Bill Pmt -Check	12/21/2018	8877	Isco Industries, LLC		2221 · Vendors		2,837.04	-144,758.77
Bill Pmt -Check	12/21/2018	8878	K E Andrews and C...		2221 · Vendors		3,500.00	-148,258.77
Bill Pmt -Check	12/21/2018	8879	Kenneth Lowe	Nicholson Well	2221 · Vendors		3,000.00	-151,258.77
Bill Pmt -Check	12/21/2018	8880	Koons Gas Measure...		2221 · Vendors		3,680.05	-154,938.82
Bill Pmt -Check	12/21/2018	8881	Monday's Stop N Sh...	Fuel Jul	2221 · Vendors		1,316.24	-156,255.06
Bill Pmt -Check	12/21/2018	8882	NALLC - gas facilities		2221 · Vendors		4,415.94	-160,671.00
Bill Pmt -Check	12/21/2018	8883	Navitas Communica...		2221 · Vendors		4,000.00	-164,671.00
Bill Pmt -Check	12/21/2018	8884	Petrol Energy, LLC		2221 · Vendors		10,000.00	-174,671.00
Bill Pmt -Check	12/21/2018	8885	Russmar Utility Man...		2221 · Vendors		1,000.00	-175,671.00
Bill Pmt -Check	12/21/2018	8886	Tri-Star Energy Con...		2221 · Vendors		4,008.00	-179,679.00
Bill Pmt -Check	12/21/2018	8887	United Rentals, Inc.		2221 · Vendors		1,509.26	-181,188.26
Bill Pmt -Check	12/21/2018	8888	Western Exterminat...	Cust # 15043...	2221 · Vendors		80.00	-181,268.26
Bill Pmt -Check	12/21/2018	8902	Southern California ...	Customer acc...	2221 · Vendors		331.55	-181,599.81
Bill Pmt -Check	12/21/2018	Transfer	ADP		2221 · Vendors		195.50	-181,795.31
Bill Pmt -Check	12/21/2018	Transfer	ADP		2221 · Vendors		249.65	-182,044.96
Bill Pmt -Check	12/21/2018	8903	5100 Darrel Gregory	AeroLabs LLC	2221 · Vendors		100.00	-182,144.96
Bill Pmt -Check	12/21/2018	8904	5100 Noelle Ward	Uber x 2 - Chr...	2221 · Vendors		41.66	-182,186.62
Bill Pmt -Check	12/21/2018	8905	5100 Paula Lynn		2221 · Vendors		239.28	-182,425.90
Bill Pmt -Check	12/21/2018	8906	Cotton Electric Coop...	Acc # 270660...	2221 · Vendors		63.92	-182,489.82
Bill Pmt -Check	12/21/2018	8907	Guardian	Group ID: 00 ...	2221 · Vendors		295.15	-182,784.97
Bill Pmt -Check	12/21/2018	8908	IPFS Corporation	Account # TX...	2221 · Vendors		5,348.65	-188,133.62
Bill Pmt -Check	12/21/2018	8909	Liberty Mutual Insur...	Account # 40...	2221 · Vendors		4,507.69	-192,641.31
Bill Pmt -Check	12/21/2018	8910	Mesa Consolidated ...	Acc # 045127...	2221 · Vendors		64.33	-192,705.64
Bill Pmt -Check	12/21/2018	8911	Public Service Co.		2221 · Vendors		63.07	-192,768.71
Bill Pmt -Check	12/21/2018	8912	5100 Roberto Miranda	Christmas Pa...	2221 · Vendors		396.06	-193,164.77
Bill Pmt -Check	12/21/2018	8913	SoCal Gas	Account # 10...	2221 · Vendors		45.14	-193,209.91

Navitas Utility Corporation
General Ledger
As of December 31, 2018

Type	Date	Num	Name	Memo	Split	Debit	Credit	Balance
Bill Pmt -Check	12/21/2018	8914	Southern Star Centr...	Replace Merc...	2221 · Vendors		3,473.97	-196,683.88
Bill Pmt -Check	12/21/2018	8915	Windstream	Account # 04...	2221 · Vendors		311.47	-196,995.35
Bill Pmt -Check	12/21/2018	8917	5100 Trenton Pearcy	Gina Maggaed	2221 · Vendors		100.00	-197,095.35
Payment	12/21/2018	1366	Navitas OK3, LLC		1201 · From m...	10,021.00		-187,074.35
Payment	12/21/2018	1222	Navitas Winstar LLC		1201 · From m...	11,521.00		-175,553.35
Payment	12/21/2018	1462	Navitas TN NG LLC		1201 · From m...	22,021.00		-153,532.35
Bill Pmt -Check	12/21/2018	8918	Bank 7	Loan 1010669	2221 · Vendors		950.58	-154,482.93
Bill Pmt -Check	12/24/2018	Transfer	ADP	Biweekly / Fie...	2221 · Vendors		30,595.23	-185,078.16
Bill Pmt -Check	12/24/2018	Transfer	ADP	Biweekly / Fie...	2221 · Vendors		10,866.49	-195,944.65
Payment	12/24/2018	1848	Fort Cobb Fuel Auth...		1201 · From m...	24,024.00		-171,920.65
Payment	12/24/2018	1812	Fort Cobb Fuel Auth...		1201 · From m...	9,024.00		-162,896.65
Payment	12/26/2018	1224	Navitas Winstar LLC		1201 · From m...	3,000.00		-159,896.65
Payment	12/26/2018	1813	Fort Cobb Fuel Auth...		1201 · From m...	6,826.00		-153,070.65
Payment	12/26/2018	1850	Fort Cobb Fuel Auth...		1201 · From m...	24,026.00		-129,044.65
Payment	12/27/2018	1814	Fort Cobb Fuel Auth...		1201 · From m...	10,000.00		-119,044.65
Payment	12/27/2018	1466	Navitas TN NG LLC		1201 · From m...	10,027.00		-109,017.65
Payment	12/27/2018	1851	Fort Cobb Fuel Auth...		1201 · From m...	10,027.00		-98,990.65
Bill Pmt -Check	12/27/2018	Transfer	United Healthcare	Customer # 4...	2221 · Vendors		10,783.65	-109,774.30
Bill Pmt -Check	12/27/2018	Transfer	United Healthcare	Customer # 5...	2221 · Vendors		22,104.34	-131,878.64
Bill Pmt -Check	12/27/2018	Transfer	ADP	Salary payroll ...	2221 · Vendors		25,761.26	-157,639.90
Bill Pmt -Check	12/27/2018	Transfer	ADP	Salary payroll ...	2221 · Vendors		8,738.89	-166,378.79
Bill Pmt -Check	12/27/2018	Transfer	ADP	Salary payroll ...	2221 · Vendors		1,259.16	-167,637.95
Bill Pmt -Check	12/27/2018	Transfer	ADP	Salary payroll ...	2221 · Vendors		310.59	-167,948.54
Bill Pmt -Check	12/28/2018	8889	B & W Pipeline		2221 · Vendors		14,160.17	-182,108.71
Bill Pmt -Check	12/28/2018	8890	Clearwater Enterpris...	Financial Mon...	2221 · Vendors		29,000.00	-211,108.71
Bill Pmt -Check	12/28/2018	8891	Continental Industrie...		2221 · Vendors		3,684.09	-214,792.80
Bill Pmt -Check	12/28/2018	8892	Enable Gas Transmi...	VOID:	2221 · Vendors	0.00		-214,792.80
Bill Pmt -Check	12/28/2018	8893	K E Andrews and C...		2221 · Vendors		3,500.00	-218,292.80
Bill Pmt -Check	12/28/2018	8894	Kenneth Lowe	Nicholson Well	2221 · Vendors		4,000.00	-222,292.80
Bill Pmt -Check	12/28/2018	8895	Navitas Communica...		2221 · Vendors		6,000.00	-228,292.80
Bill Pmt -Check	12/28/2018	8896	Petrol Energy, LLC	VOID:	2221 · Vendors	0.00		-228,292.80
Bill Pmt -Check	12/28/2018	8897	Southern Star Centr...		2221 · Vendors		10,906.92	-239,199.72
Bill Pmt -Check	12/28/2018	8898	Tri-Star Energy Con...		2221 · Vendors		4,008.00	-243,207.72
Bill Pmt -Check	12/28/2018	8899	United Rentals, Inc.		2221 · Vendors		2,617.26	-245,824.98
Bill Pmt -Check	12/28/2018	8900	Enable Gas Transmi...		2221 · Vendors		9,797.57	-255,622.55
Bill Pmt -Check	12/28/2018	8916	Petrol Energy, LLC		2221 · Vendors		13,208.08	-268,830.63
Bill Pmt -Check	12/28/2018	Transfer	ADP	Biweekly / Fie...	2221 · Vendors		3,669.57	-272,500.20
Bill Pmt -Check	12/28/2018	TRAN...	ADP		2221 · Vendors		14.00	-272,514.20
Bill Pmt -Check	12/28/2018	TRAN...	ADP		2221 · Vendors		7.00	-272,521.20
Payment	12/28/2018	1815	Fort Cobb Fuel Auth...		1201 · From m...	10,000.00		-262,521.20
Payment	12/28/2018	1852	Fort Cobb Fuel Auth...		1201 · From m...	10,028.00		-252,493.20
Bill Pmt -Check	12/28/2018	8919	AirMedCare		2221 · Vendors		55.00	-252,548.20
Bill Pmt -Check	12/28/2018	8920	AT&T Mobility	287021588346	2221 · Vendors		522.87	-253,071.07
Bill Pmt -Check	12/28/2018	8921	Cintas Corporation #...		2221 · Vendors		87.60	-253,158.67
Bill Pmt -Check	12/28/2018	8922	Full Spectrum Servi...		2221 · Vendors		200.00	-253,358.67
Bill Pmt -Check	12/28/2018	8923	Kentucky Undergrou...	Customer ID: ...	2221 · Vendors		4.50	-253,363.17
Bill Pmt -Check	12/28/2018	8924	Oklahoma Natural G...		2221 · Vendors		3,099.58	-256,462.75
Bill Pmt -Check	12/28/2018	8925	Pitney Bowes	Account # 00...	2221 · Vendors		631.40	-257,094.15
Bill Pmt -Check	12/28/2018	8926	Prince Plumbing LLC		2221 · Vendors		9.68	-257,103.83

Navitas Utility Corporation
General Ledger
As of December 31, 2018

Type	Date	Num	Name	Memo	Split	Debit	Credit	Balance
Bill Pmt -Check	12/28/2018	8927	Quill		2221 · Vendors		262.21	-257,366.04
Bill Pmt -Check	12/28/2018	8928	ReadyRefresh	Account # 00...	2221 · Vendors		49.90	-257,415.94
Bill Pmt -Check	12/28/2018	8929	Terminix Processing...	Cust # 7479088	2221 · Vendors		59.00	-257,474.94
Payment	12/28/2018	Transfer	Navitas KY NG LLC		1201 · From m...	36,000.00		-221,474.94
Payment	12/28/2018	Transfer	Navitas TN NG LLC		1201 · From m...	8,000.00		-213,474.94
Payment	12/28/2018	Transf...	Navitas KY NG LLC		1201 · From m...	20,000.00		-193,474.94
Bill Pmt -Check	12/31/2018	Transfer	ADP	Salary payroll ...	2221 · Vendors		2,339.82	-195,814.76
Bill Pmt -Check	12/31/2018	Transfer	ADP	Salary payroll ...	2221 · Vendors		90.00	-195,904.76
Bill Pmt -Check	12/31/2018	Transfer	Optum	Account # 3Y...	2221 · Vendors		30.00	-195,934.76
Payment	12/31/2018	1369	Navitas OK3, LLC		1201 · From m...	6,031.00		-189,903.76
Payment	12/31/2018	ACH L...	Navitas KY NG LLC		1201 · From m...	55,000.00		-134,903.76
Payment	12/31/2018	1816	Fort Cobb Fuel Auth...		1201 · From m...	22,031.00		-112,872.76
General Journal	12/31/2018	181231		Interest on Ov...	427 · Interest ...		12.09	-112,884.85
Total 1107 · Checking - Bank 7						7,779,295.54	7,897,063.39	-112,884.85
1109 · Note Clearing Account-FCFA								0.00
Total 1109 · Note Clearing Account-FCFA								0.00
1161 · Money Market - [institution]								0.00
Total 1161 · Money Market - [institution]								0.00
1181 · MM - ASB - RC Insurance Fund								0.00
Total 1181 · MM - ASB - RC Insurance Fund								0.00
1182 · MM - FCB - RC Insurance Fund								0.00
Total 1182 · MM - FCB - RC Insurance Fund								0.00
1183 · Cash Drawer - Kevin Pearcy								4.83
Check	01/15/2018	CASH	874 Mains & Services	Ace	874.46 · Mains...		10.93	-6.10
General Journal	01/15/2018	180115		Deposit for C...	417 · Revenue...	178.59		172.49
General Journal	01/15/2018	180115		Adjustment c...	874.46 · Mains...	6.10		178.59
Check	03/19/2018	CASH	426 Donations	Eakly New De...	426.10 · Donat...		50.00	128.59
Check	03/27/2018	CASH	921 Office Supplies	Lowes	6140 · Office c...		7.00	121.59
Check	04/20/2018	CASH	921 Office Supplies	Coffee filters f...	6140 · Office c...		6.00	115.59
General Journal	05/18/2018	180518		Deposit for m...	417 · Revenue...	340.00		455.59
General Journal	05/22/2018	180522		Deposit for m...	417 · Revenue...	1,550.04		2,005.63
Check	06/19/2018	CASH	921 Office Supplies	Arby's Lunch ...	6140 · Office c...		10.65	1,994.98
Check	06/26/2018	CASH	921 Office Supplies	Donation Bas...	6140 · Office c...		100.00	1,894.98
Check	06/27/2018	CASH	921 Office Supplies	Green's Tire a...	6140 · Office c...		8.00	1,886.98
General Journal	06/27/2018	180627		Adjustment c...	874.46 · Mains...	1.01		1,887.99
Check	07/13/2018	CASH	921 Office Supplies	Lindley Farm ...	6140 · Office c...		54.73	1,833.26
Check	08/09/2018	CASH	921 Office Supplies	Walmart	6140 · Office c...		10.86	1,822.40
Check	09/04/2018	CASH	921 Office Supplies	Hydro-Eakly ...	6140 · Office c...		100.00	1,722.40
Check	10/30/2018	CASH	921 Office Supplies	per attached r...	6140 · Office c...		23.93	1,698.47
Check	11/14/2018	CASH	921 Office Supplies	Town of Eakly...	6140 · Office c...		100.00	1,598.47
Check	12/04/2018	CASH	921 Office Supplies	Single Mother...	6140 · Office c...		100.00	1,498.47
General Journal	12/09/2018	181209		NUC Pickup ...	417 · Revenue...	135.00		1,633.47
Check	12/18/2018	CASH	921 Office Supplies	Reimbursed ...	6140 · Office c...		103.78	1,529.69
Check	12/19/2018	CASH	921 Office Supplies	Reimbursed ...	6140 · Office c...		199.88	1,329.81

Navitas Utility Corporation
General Ledger
As of December 31, 2018

Type	Date	Num	Name	Memo	Split	Debit	Credit	Balance
Check	12/27/2018	CASH	921 Office Supplies	Reimbursed ...	6140 · Office c...		152.62	1,177.19
Check	12/27/2018	CASH	921 Office Supplies	Reimbursed ...	6140 · Office c...		32.84	1,144.35
Total 1183 · Cash Drawer - Kevin Pearcy						2,210.74	1,071.22	1,144.35
1191 · Dep. in Error								0.00
Payment	06/05/2018	1411	Navitas TN NG LLC		1201 · From m...	6,045.31		6,045.31
Payment	06/05/2018	1323	Navitas KY NG LLC		1201 · From m...	4,505.00		10,550.31
Payment	06/05/2018	1734	Fort Cobb Fuel Auth...		1201 · From m...	12,005.00		22,555.31
Payment	06/05/2018	1755	Fort Cobb Fuel Auth...		1201 · From m...	4,005.00		26,560.31
Transfer	06/05/2018			Funds Transfer	1107 · Checkin...		26,560.31	0.00
Payment	06/05/2018	1199	Navitas Winstar LLC		1201 · From m...	15,000.00		15,000.00
Payment	06/05/2018	1016	Navitas Utility TX, LLC		1201 · From m...	23,115.00		38,115.00
Transfer	06/05/2018			Funds Transfer	1107 · Checkin...		38,115.00	0.00
Transfer	06/11/2018			Funds Transfer	1107 · Checkin...		29,100.56	-29,100.56
Payment	06/12/2018	1758	Fort Cobb Fuel Auth...		1201 · From m...	16,567.56		-12,533.00
Payment	06/12/2018	1325	Navitas KY NG LLC		1201 · From m...	8,011.00		-4,522.00
Payment	06/12/2018	1413	Navitas TN NG LLC		1201 · From m...	2,511.00		-2,011.00
Payment	06/12/2018	1340	Navitas OK3, LLC		1201 · From m...	2,011.00		0.00
Payment	06/22/2018	1735	Fort Cobb Fuel Auth...		1201 · From m...	47,022.00		47,022.00
Payment	06/22/2018	1341	Navitas OK3, LLC		1201 · From m...	15,022.00		62,044.00
Payment	06/22/2018	1327	Navitas KY NG LLC		1201 · From m...	55,022.00		117,066.00
Payment	06/22/2018	1761	Fort Cobb Fuel Auth...		1201 · From m...	19,022.00		136,088.00
Payment	06/22/2018	1414	Navitas TN NG LLC		1201 · From m...	20,022.00		156,110.00
Transfer	06/22/2018			Funds Transfer	1107 · Checkin...		156,110.00	0.00
Payment	06/28/2018		Navitas OK3, LLC		1201 · From m...	4,405.00		4,405.00
Payment	06/28/2018		Navitas Winstar LLC		1201 · From m...	10,845.00		15,250.00
Transfer	06/28/2018			Funds Transfer	1107 · Checkin...		15,250.00	0.00
Bill	06/30/2018	180630	IPFS Corporation	Balance of an...	2221 · Vendors	56,951.87		56,951.87
Bill Pmt -Check	06/30/2018	Transfer	BXS Insurance Serv...	07/18-06/19 P...	2221 · Vendors		56,951.87	0.00
Payment	07/02/2018		Navitas TN NG LLC		1201 · From m...	8,000.00		8,000.00
Payment	07/02/2018	Transfer	Fort Cobb Fuel Auth...		1201 · From m...	25,000.00		33,000.00
Payment	07/02/2018	Transfer	Fort Cobb Fuel Auth...		1201 · From m...	31,000.00		64,000.00
Transfer	07/02/2018			Funds Transfer	1107 · Checkin...		64,000.00	0.00
Transfer	07/03/2018			Funds Transfer	1107 · Checkin...		30,006.00	-30,006.00
Payment	07/07/2018	1741	Fort Cobb Fuel Auth...		1201 · From m...	20,003.00		-10,003.00
Payment	07/07/2018	1202	Navitas Winstar LLC		1201 · From m...	10,003.00		0.00
Deposit	07/11/2018			Deposit	1201 · From m...	3,011.00		3,011.00
Payment	07/11/2018	1417	Navitas TN NG LLC		1201 · From m...	4,011.00		7,022.00
Payment	07/11/2018	1742	Fort Cobb Fuel Auth...		1201 · From m...	37,011.00		44,033.00
Transfer	07/11/2018			Funds Transfer	1107 · Checkin...		44,033.00	0.00
Transfer	07/16/2018			Funds Transfer	1107 · Checkin...		79,048.00	-79,048.00
Payment	07/20/2018	1344	Navitas OK3, LLC		1201 · From m...	44,016.00		-35,032.00
Payment	07/20/2018	1743	Fort Cobb Fuel Auth...		1201 · From m...	16,016.00		-19,016.00
Payment	07/20/2018	1768	Fort Cobb Fuel Auth...		1201 · From m...	19,016.00		0.00
Bill Pmt -Check	12/31/2018	Transfer	Navitas 1, LLC		2221 · Vendors		7,640.00	-7,640.00
Payment	12/31/2018	Navita...	Fort Cobb Fuel Auth...		1201 · From m...	7,640.00		0.00
Total 1191 · Dep. in Error						546,814.74	546,814.74	0.00

Navitas Utility Corporation
General Ledger
As of December 31, 2018

Type	Date	Num	Name	Memo	Split	Debit	Credit	Balance
1199 · Loan proceeds clearing								0.00
Total 1199 · Loan proceeds clearing								0.00
1100 · Cash - Other								0.00
Bill Pmt -Check	03/09/2018		ADP	QuickBooks g...	2221 · Vendors	0.00		0.00
Bill Pmt -Check	03/16/2018		PayChex	QuickBooks g...	2221 · Vendors	0.00		0.00
Bill Pmt -Check	03/22/2018		ADP	QuickBooks g...	2221 · Vendors	0.00		0.00
Bill Pmt -Check	04/11/2018		Continental Industrie...	QuickBooks g...	2221 · Vendors	0.00		0.00
Bill Pmt -Check	04/30/2018		Bank 7 Credit Cards	QuickBooks g...	2221 · Vendors	0.00		0.00
Bill Pmt -Check	05/05/2018		Continental Industrie...	QuickBooks g...	2221 · Vendors	0.00		0.00
Bill Pmt -Check	05/11/2018		Equity Exchange	QuickBooks g...	2221 · Vendors	0.00		0.00
Bill Pmt -Check	06/19/2018		Continental Industrie...	QuickBooks g...	2221 · Vendors	0.00		0.00
Bill Pmt -Check	06/19/2018		US Cellular	QuickBooks g...	2221 · Vendors	0.00		0.00
Bill Pmt -Check	07/09/2018		England Ford Inc	Cust # 1024	2221 · Vendors	0.00		0.00
Bill Pmt -Check	07/19/2018		England Ford Inc	QuickBooks g...	2221 · Vendors	0.00		0.00
Bill Pmt -Check	08/31/2018		ADP	QuickBooks g...	2221 · Vendors	0.00		0.00
Bill Pmt -Check	09/14/2018		ADP	QuickBooks g...	2221 · Vendors	0.00		0.00
Bill Pmt -Check	10/05/2018		Northfork Electric C...	QuickBooks g...	2221 · Vendors	0.00		0.00
Total 1100 · Cash - Other						0.00	0.00	0.00
Total 1100 · Cash						8,328,321.02	8,444,949.35	-111,740.50
1200 · A/R								1,627,662.17
1201 · From managed systems								1,627,662.17
Payment	01/05/2018	1675	Fort Cobb Fuel Auth...		1107 · Checkin...		70,000.00	1,557,662.17
Payment	01/05/2018	1366	Navitas TN NG LLC		1107 · Checkin...		20,000.00	1,537,662.17
Payment	01/10/2018	1676	Fort Cobb Fuel Auth...		1107 · Checkin...		20,000.00	1,517,662.17
Payment	01/10/2018	1698	Fort Cobb Fuel Auth...		1107 · Checkin...		31,000.00	1,486,662.17
Payment	01/10/2018	1677	Fort Cobb Fuel Auth...		1107 · Checkin...		20,424.00	1,466,238.17
Payment	01/10/2018	1183	Navitas Winstar LLC		1107 · Checkin...		5,000.00	1,461,238.17
Payment	01/10/2018	1005	Navitas Utility TX, LLC		1107 · Checkin...		10,000.00	1,451,238.17
Payment	01/10/2018	1367	Navitas TN NG LLC		1107 · Checkin...		8,000.00	1,443,238.17
Payment	01/10/2018	1298	Navitas KY NG LLC		1107 · Checkin...		4,000.00	1,439,238.17
Payment	01/10/2018	1699	Fort Cobb Fuel Auth...		1107 · Checkin...		18,000.00	1,421,238.17
Payment	01/15/2018	1679	Fort Cobb Fuel Auth...		1107 · Checkin...		25,000.00	1,396,238.17
Payment	01/15/2018	1700	Fort Cobb Fuel Auth...		1107 · Checkin...		26,117.27	1,370,120.90
Payment	01/19/2018	1185	Navitas Winstar LLC		1107 · Checkin...		10,000.00	1,360,120.90
Payment	01/19/2018	1369	Navitas TN NG LLC		1107 · Checkin...		5,864.00	1,354,256.90
Payment	01/19/2018	1680	Fort Cobb Fuel Auth...		1107 · Checkin...		50,000.00	1,304,256.90
Payment	01/19/2018	1701	Fort Cobb Fuel Auth...		1107 · Checkin...		50,000.00	1,254,256.90
Payment	01/25/2018	1299	Navitas KY NG LLC		1107 · Checkin...		24,399.00	1,229,857.90
Payment	01/25/2018	1370	Navitas TN NG LLC		1107 · Checkin...		30,000.00	1,199,857.90
Payment	01/25/2018	1186	Navitas Winstar LLC		1107 · Checkin...		1,661.00	1,198,196.90
Payment	01/25/2018	1682	Fort Cobb Fuel Auth...		1107 · Checkin...		55,000.00	1,143,196.90
Payment	01/25/2018	1703	Fort Cobb Fuel Auth...		1107 · Checkin...		35,000.00	1,108,196.90
Payment	01/29/2018	1683	Fort Cobb Fuel Auth...		1107 · Checkin...		57,256.00	1,050,940.90
Payment	01/29/2018	1704	Fort Cobb Fuel Auth...		1107 · Checkin...		15,000.00	1,035,940.90
Payment	01/29/2018	1300	Navitas KY NG LLC		1107 · Checkin...		20,000.00	1,015,940.90

Navitas Utility Corporation
General Ledger
As of December 31, 2018

Type	Date	Num	Name	Memo	Split	Debit	Credit	Balance
Payment	01/31/2018	1371	Navitas TN NG LLC		1107 · Checkin...		26,348.00	989,592.90
Payment	01/31/2018	1301	Navitas KY NG LLC		1107 · Checkin...		84,359.00	905,233.90
Payment	01/31/2018	1684	Fort Cobb Fuel Auth...		1107 · Checkin...		30,000.00	875,233.90
Invoice	01/31/2018	1801F...	Fort Cobb Fuel Auth...		-SPLIT-	165,092.00		1,040,325.90
Invoice	01/31/2018	1801F...	Fort Cobb Fuel Auth...		-SPLIT-	287,517.00		1,327,842.90
Invoice	01/31/2018	1801N...	Navitas OK3, LLC		-SPLIT-	18,257.00		1,346,099.90
Invoice	01/31/2018	1801...	Navitas Winstar LLC		-SPLIT-	18,987.00		1,365,086.90
Invoice	01/31/2018	1801T...	Navitas TN NG LLC		-SPLIT-	77,789.19		1,442,876.09
Invoice	01/31/2018	1801K...	Navitas KY NG LLC		-SPLIT-	106,258.14		1,549,134.23
Invoice	01/31/2018	1801T...	Navitas Utility TX, LLC		-SPLIT-	13,540.00		1,562,674.23
Payment	02/07/2018	1685	Fort Cobb Fuel Auth...		1107 · Checkin...		70,000.00	1,492,674.23
Payment	02/07/2018	1705	Fort Cobb Fuel Auth...		1107 · Checkin...		25,000.00	1,467,674.23
Payment	02/07/2018	1374	Navitas TN NG LLC		1107 · Checkin...		10,000.00	1,457,674.23
Payment	02/09/2018	1686	Fort Cobb Fuel Auth...		1107 · Checkin...		57,690.00	1,399,984.23
Payment	02/09/2018	1706	Fort Cobb Fuel Auth...		1107 · Checkin...		35,000.00	1,364,984.23
Payment	02/13/2018	1695	Fort Cobb Fuel Auth...		1107 · Checkin...		50,000.00	1,314,984.23
Payment	02/15/2018	1717	Fort Cobb Fuel Auth...		1107 · Checkin...		97,928.58	1,217,055.65
Payment	02/20/2018	1696	Fort Cobb Fuel Auth...		1107 · Checkin...		75,000.00	1,142,055.65
Payment	02/20/2018	1377	Navitas TN NG LLC		1107 · Checkin...		32,671.00	1,109,384.65
Payment	02/20/2018	1010	Navitas Utility TX, LLC		1107 · Checkin...		25,000.00	1,084,384.65
Payment	02/23/2018	1720	Fort Cobb Fuel Auth...		1107 · Checkin...		74,571.37	1,009,813.28
Payment	02/23/2018	1378	Navitas TN NG LLC		1107 · Checkin...		37,631.19	972,182.09
Payment	02/23/2018	1331	Navitas OK3, LLC		1107 · Checkin...		6,634.64	965,547.45
General Journal	02/26/2018	180226	Navitas Utility TX, LLC	Move money	1107 · Checkin...	3,248.31		968,795.76
Payment	02/27/2018	1699	Fort Cobb Fuel Auth...		1107 · Checkin...		66,770.00	902,025.76
Payment	02/27/2018	1379	Navitas TN NG LLC		1107 · Checkin...		45,000.00	857,025.76
Payment	02/27/2018	1721	Fort Cobb Fuel Auth...		1107 · Checkin...		40,000.00	817,025.76
Invoice	02/28/2018	1802F...	Fort Cobb Fuel Auth...		-SPLIT-	222,275.00		1,039,300.76
Invoice	02/28/2018	1802F...	Fort Cobb Fuel Auth...		-SPLIT-	291,439.00		1,330,739.76
Invoice	02/28/2018	1802N...	Navitas OK3, LLC		-SPLIT-	20,568.42		1,351,308.18
Invoice	02/28/2018	1802...	Navitas Winstar LLC		-SPLIT-	21,590.00		1,372,898.18
Invoice	02/28/2018	1802T...	Navitas TN NG LLC		-SPLIT-	96,304.00		1,469,202.18
Invoice	02/28/2018	1802K...	Navitas KY NG LLC		-SPLIT-	112,914.00		1,582,116.18
Invoice	02/28/2018	1802T...	Navitas Utility TX, LLC		-SPLIT-	15,710.00		1,597,826.18
Payment	03/05/2018	Transfer	Fort Cobb Fuel Auth...		1107 · Checkin...		70,000.00	1,527,826.18
Payment	03/06/2018	Transfer	Fort Cobb Fuel Auth...		1107 · Checkin...		50,000.00	1,477,826.18
Payment	03/08/2018	1190	Navitas Winstar LLC		1107 · Checkin...		8,972.00	1,468,854.18
Payment	03/08/2018	1381	Navitas TN NG LLC		1107 · Checkin...		25,000.00	1,443,854.18
Payment	03/08/2018	1701	Fort Cobb Fuel Auth...		1107 · Checkin...		50,000.00	1,393,854.18
Payment	03/08/2018	1725	Fort Cobb Fuel Auth...		1107 · Checkin...		50,000.00	1,343,854.18
Payment	03/13/2018	1332	System NOK3:New ...		1107 · Checkin...		3,163.57	1,340,690.61
Payment	03/13/2018	1332	System NOK3:Repa...		1107 · Checkin...		627.79	1,340,062.82
Payment	03/13/2018	1332	Navitas OK3, LLC		1107 · Checkin...		10,000.00	1,330,062.82
Payment	03/13/2018	1384	Navitas TN NG LLC		1107 · Checkin...		2,683.09	1,327,379.73
Payment	03/13/2018	1383	System NTNNG:Ne...		1107 · Checkin...		1,185.57	1,326,194.16
Payment	03/13/2018	1383	System NTNNG:Re...		1107 · Checkin...		609.06	1,325,585.10
Payment	03/13/2018	1307	System NKYNG:Re...		1107 · Checkin...		200.85	1,325,384.25
Payment	03/13/2018	1191	Navitas Winstar LLC		1107 · Checkin...		10,000.00	1,315,384.25
Payment	03/13/2018	1702	System FCFALD:Ne...		1107 · Checkin...		8,238.70	1,307,145.55

Navitas Utility Corporation
General Ledger
As of December 31, 2018

Type	Date	Num	Name	Memo	Split	Debit	Credit	Balance
Payment	03/13/2018	1702	System FCFALD:Ne...		1107 · Checkin...		2,748.59	1,304,396.96
Payment	03/13/2018	1702	System FCFALD:Re...		1107 · Checkin...		3,095.15	1,301,301.81
Payment	03/13/2018	1703	Fort Cobb Fuel Auth...		1107 · Checkin...		56,236.00	1,245,065.81
Payment	03/13/2018	1726	System FCFA:New ...		1107 · Checkin...		11,370.76	1,233,695.05
Payment	03/13/2018	1726	System FCFA:Repai...		1107 · Checkin...		9,567.49	1,224,127.56
Payment	03/13/2018	1726	System FCFA:New ...		1107 · Checkin...		8,725.56	1,215,402.00
Payment	03/13/2018	1727	Fort Cobb Fuel Auth...		1107 · Checkin...		40,000.00	1,175,402.00
Payment	03/20/2018	1704	Fort Cobb Fuel Auth...		1107 · Checkin...		140,054.00	1,035,348.00
Payment	03/20/2018	1333	Navitas OK3, LLC		1107 · Checkin...		6,473.42	1,028,874.58
Payment	03/20/2018	1385	Navitas TN NG LLC		1107 · Checkin...		46,166.00	982,708.58
Payment	03/20/2018	1192	Navitas Winstar LLC		1107 · Checkin...		21,575.00	961,133.58
Payment	03/28/2018	1738	Fort Cobb Fuel Auth...		1107 · Checkin...		110,381.53	850,752.05
Payment	03/28/2018	1711	Fort Cobb Fuel Auth...		1107 · Checkin...		60,000.00	790,752.05
Invoice	03/31/2018	1803F...	Fort Cobb Fuel Auth...		-SPLIT-	194,797.56		985,549.61
Invoice	03/31/2018	1803F...	Fort Cobb Fuel Auth...		-SPLIT-	248,298.00		1,233,847.61
Invoice	03/31/2018	1803N...	Navitas OK3, LLC		-SPLIT-	20,255.15		1,254,102.76
Invoice	03/31/2018	1803...	Navitas Winstar LLC		-SPLIT-	32,284.00		1,286,386.76
Invoice	03/31/2018	1803T...	Navitas TN NG LLC		-SPLIT-	69,711.00		1,356,097.76
Invoice	03/31/2018	1803K...	Navitas KY NG LLC		-SPLIT-	105,492.82		1,461,590.58
Invoice	03/31/2018	1803T...	Navitas Utility TX, LLC		-SPLIT-	15,871.00		1,477,461.58
Payment	04/04/2018	Transfer	Fort Cobb Fuel Auth...		1107 · Checkin...		50,000.00	1,427,461.58
General Journal	04/09/2018	180409	Fort Cobb Fuel Auth...	Credit Klent L...	435 · Extraordi...	350.00		1,427,811.58
Payment	04/09/2018	1712	Fort Cobb Fuel Auth...		1107 · Checkin...		140,212.00	1,287,599.58
Payment	04/09/2018	1394	Navitas TN NG LLC		1107 · Checkin...		35,000.00	1,252,599.58
Payment	04/09/2018	1334	Navitas OK3, LLC		1107 · Checkin...		10,000.00	1,242,599.58
Payment	04/09/2018	1193	Navitas Winstar LLC		1107 · Checkin...		5,000.00	1,237,599.58
Payment	04/09/2018	1739	Fort Cobb Fuel Auth...		1107 · Checkin...		38,350.00	1,199,249.58
Payment	04/10/2018	1395	Navitas TN NG LLC		1107 · Checkin...		4,000.00	1,195,249.58
Payment	04/10/2018	1740	Fort Cobb Fuel Auth...		1107 · Checkin...		25,000.00	1,170,249.58
Payment	04/16/2018	1714	Fort Cobb Fuel Auth...		1107 · Checkin...		50,000.00	1,120,249.58
Payment	04/16/2018	1741	Fort Cobb Fuel Auth...		1107 · Checkin...		39,029.00	1,081,220.58
Payment	04/16/2018	1396	Navitas TN NG LLC		1107 · Checkin...		31,000.00	1,050,220.58
Payment	04/16/2018	1194	Navitas Winstar LLC		1107 · Checkin...		40,000.00	1,010,220.58
Payment	04/20/2018	1335	Navitas OK3, LLC		1107 · Checkin...		10,158.15	1,000,062.43
Payment	04/20/2018	1311	Navitas KY NG LLC		1107 · Checkin...		52,846.87	947,215.56
Payment	04/20/2018	1397	Navitas TN NG LLC		1107 · Checkin...		12,563.00	934,652.56
Payment	04/23/2018	1312	Navitas KY NG LLC		1107 · Checkin...		25,000.00	909,652.56
Payment	04/23/2018	1398	Navitas TN NG LLC		1107 · Checkin...		20,000.00	889,652.56
Payment	04/23/2018	1336	Navitas OK3, LLC		1107 · Checkin...		2,000.00	887,652.56
Payment	04/23/2018	1717	Fort Cobb Fuel Auth...		1107 · Checkin...		35,000.00	852,652.56
Payment	04/23/2018	1195	Navitas Winstar LLC		1107 · Checkin...		5,000.00	847,652.56
Payment	04/23/2018	1742	Fort Cobb Fuel Auth...		1107 · Checkin...		60,000.00	787,652.56
Payment	04/30/2018	1721	Fort Cobb Fuel Auth...		1107 · Checkin...		40,454.00	747,198.56
Payment	04/30/2018	1744	Fort Cobb Fuel Auth...		1107 · Checkin...		31,063.00	716,135.56
Invoice	04/30/2018	1804F...	Fort Cobb Fuel Auth...		-SPLIT-	147,868.06		864,003.62
Invoice	04/30/2018	1804F...	Fort Cobb Fuel Auth...		-SPLIT-	200,147.00		1,064,150.62
Invoice	04/30/2018	1804N...	Navitas OK3, LLC		-SPLIT-	17,206.00		1,081,356.62
Invoice	04/30/2018	1804...	Navitas Winstar LLC		-SPLIT-	16,251.00		1,097,607.62
Invoice	04/30/2018	1804T...	Navitas TN NG LLC		-SPLIT-	61,816.00		1,159,423.62

Navitas Utility Corporation
General Ledger
As of December 31, 2018

Type	Date	Num	Name	Memo	Split	Debit	Credit	Balance
Invoice	04/30/2018	1804K...	Navitas KY NG LLC		-SPLIT-	96,572.02		1,255,995.64
Invoice	04/30/2018	1804T...	Navitas Utility TX, LLC		-SPLIT-	16,534.00		1,272,529.64
Payment	05/03/2018	1722	Fort Cobb Fuel Auth...		1107 · Checkin...		47,298.00	1,225,231.64
Payment	05/09/2018	1315	Navitas KY NG LLC		1107 · Checkin...		15,135.00	1,210,096.64
Payment	05/09/2018	1337	Navitas OK3, LLC		1107 · Checkin...		2,291.00	1,207,805.64
Payment	05/09/2018	1745	Fort Cobb Fuel Auth...		1107 · Checkin...		75,000.00	1,132,805.64
Payment	05/09/2018	1723	Fort Cobb Fuel Auth...		1107 · Checkin...		81,000.00	1,051,805.64
Payment	05/09/2018	1400	Navitas TN NG LLC		1107 · Checkin...		17,444.00	1,034,361.64
Payment	05/11/2018	1724	Fort Cobb Fuel Auth...		1107 · Checkin...		30,000.00	1,004,361.64
Payment	05/15/2018	1338	Navitas OK3, LLC		1107 · Checkin...		14,000.00	990,361.64
Payment	05/15/2018	1316	Navitas KY NG LLC		1107 · Checkin...		16,500.00	973,861.64
Payment	05/15/2018	1402	Navitas TN NG LLC		1107 · Checkin...		14,000.00	959,861.64
Payment	05/15/2018	1747	Fort Cobb Fuel Auth...		1107 · Checkin...		70,000.00	889,861.64
Payment	05/15/2018	1748	Fort Cobb Fuel Auth...		1107 · Checkin...		13,000.00	876,861.64
Payment	05/15/2018	1725	Fort Cobb Fuel Auth...		1107 · Checkin...		52,000.00	824,861.64
Payment	05/18/2018	1726	Fort Cobb Fuel Auth...		1107 · Checkin...		7,000.00	817,861.64
Payment	05/18/2018	1749	Fort Cobb Fuel Auth...		1107 · Checkin...		21,000.00	796,861.64
Payment	05/18/2018	1317	Navitas KY NG LLC		1107 · Checkin...		70,000.00	726,861.64
Payment	05/18/2018	1403	Navitas TN NG LLC		1107 · Checkin...		10,000.00	716,861.64
Payment	05/23/2018	1405	Navitas TN NG LLC		1107 · Checkin...		50,000.00	666,861.64
Payment	05/23/2018		Fort Cobb Fuel Auth...		1107 · Checkin...		10,000.00	656,861.64
Payment	05/25/2018		Navitas TN NG LLC		1107 · Checkin...		11,500.00	645,361.64
Payment	05/25/2018		Navitas OK3, LLC		1107 · Checkin...		3,206.00	642,155.64
Payment	05/25/2018		Navitas KY NG LLC		1107 · Checkin...		4,572.00	637,583.64
Payment	05/25/2018		Fort Cobb Fuel Auth...		1107 · Checkin...		23,000.00	614,583.64
Payment	05/25/2018	1753	Fort Cobb Fuel Auth...		1107 · Checkin...		7,000.00	607,583.64
Payment	05/29/2018		Fort Cobb Fuel Auth...		1107 · Checkin...		100,000.00	507,583.64
Payment	05/29/2018	1409	Navitas TN NG LLC		1107 · Checkin...		13,000.00	494,583.64
Payment	05/29/2018	1729	Fort Cobb Fuel Auth...		1107 · Checkin...		12,000.00	482,583.64
Payment	05/29/2018	1322	Navitas KY NG LLC		1107 · Checkin...		7,000.00	475,583.64
Payment	05/29/2018	1754	Fort Cobb Fuel Auth...		1107 · Checkin...		10,000.00	465,583.64
Payment	05/30/2018	Transfer	Fort Cobb Fuel Auth...		1107 · Checkin...		50,000.00	415,583.64
Invoice	05/31/2018	1805K...	Navitas KY NG LLC		-SPLIT-	68,326.00		483,909.64
Invoice	05/31/2018	1805T...	Navitas TN NG LLC		-SPLIT-	51,403.00		535,312.64
Invoice	05/31/2018	1805...	Navitas Winstar LLC		-SPLIT-	27,149.00		562,461.64
Invoice	05/31/2018	1805T...	Navitas Utility TX, LLC		-SPLIT-	15,194.00		577,655.64
Invoice	05/31/2018	1805N...	Navitas OK3, LLC		-SPLIT-	20,275.00		597,930.64
Invoice	05/31/2018	1805F...	Fort Cobb Fuel Auth...		-SPLIT-	189,039.00		786,969.64
Invoice	05/31/2018	1805F...	Fort Cobb Fuel Auth...		-SPLIT-	193,301.86		980,271.50
Payment	06/04/2018	1732	Fort Cobb Fuel Auth...		1107 · Checkin...		48,000.00	932,271.50
Payment	06/05/2018	1734	Fort Cobb Fuel Auth...		1191 · Dep. in ...		12,005.00	920,266.50
Payment	06/05/2018	1755	Fort Cobb Fuel Auth...		1191 · Dep. in ...		4,005.00	916,261.50
Payment	06/05/2018	1199	Navitas Winstar LLC		1191 · Dep. in ...		15,000.00	901,261.50
Payment	06/05/2018	1016	Navitas Utility TX, LLC		1191 · Dep. in ...		23,115.00	878,146.50
Payment	06/05/2018	1323	Navitas KY NG LLC		1191 · Dep. in ...		4,505.00	873,641.50
Payment	06/05/2018	1411	Navitas TN NG LLC		1191 · Dep. in ...		6,045.31	867,596.19
Payment	06/12/2018	1758	Fort Cobb Fuel Auth...		1191 · Dep. in ...		16,567.56	851,028.63
Payment	06/12/2018	1340	Navitas OK3, LLC		1191 · Dep. in ...		2,011.00	849,017.63
Payment	06/12/2018	1325	Navitas KY NG LLC		1191 · Dep. in ...		8,011.00	841,006.63

Navitas Utility Corporation
General Ledger
As of December 31, 2018

Type	Date	Num	Name	Memo	Split	Debit	Credit	Balance
Payment	06/12/2018	1413	Navitas TN NG LLC		1191 · Dep. in ...		2,511.00	838,495.63
Payment	06/14/2018	Transfer	Fort Cobb Fuel Auth...		1107 · Checkin...		42,000.00	796,495.63
General Journal	06/15/2018	18051...	Fort Cobb Fuel Auth...	Loan Advance	1107 · Checkin...		91,000.00	705,495.63
Payment	06/22/2018	1735	Fort Cobb Fuel Auth...		1191 · Dep. in ...		47,022.00	658,473.63
Payment	06/22/2018	1341	Navitas OK3, LLC		1191 · Dep. in ...		15,022.00	643,451.63
Payment	06/22/2018	1761	Fort Cobb Fuel Auth...		1191 · Dep. in ...		19,022.00	624,429.63
Payment	06/22/2018	1327	Navitas KY NG LLC		1191 · Dep. in ...		55,022.00	569,407.63
Payment	06/22/2018	1414	Navitas TN NG LLC		1191 · Dep. in ...		20,022.00	549,385.63
Payment	06/28/2018		Navitas OK3, LLC		1191 · Dep. in ...		4,405.00	544,980.63
Payment	06/28/2018		Navitas Winstar LLC		1191 · Dep. in ...		10,845.00	534,135.63
Invoice	06/30/2018	1806F...	Fort Cobb Fuel Auth...		-SPLIT-	171,061.96		705,197.59
Invoice	06/30/2018	1806N...	Navitas OK3, LLC		-SPLIT-	22,443.00		727,640.59
Invoice	06/30/2018	1806...	Navitas Winstar LLC		-SPLIT-	23,084.00		750,724.59
Invoice	06/30/2018	1806T...	Navitas TN NG LLC		-SPLIT-	40,282.00		791,006.59
Invoice	06/30/2018	1806K...	Navitas KY NG LLC		-SPLIT-	60,919.00		851,925.59
Invoice	06/30/2018	1806T...	Navitas Utility TX, LLC		-SPLIT-	14,397.00		866,322.59
Invoice	06/30/2018	1806F...	Fort Cobb Fuel Auth...		-SPLIT-	159,626.00		1,025,948.59
Payment	07/02/2018		Navitas TN NG LLC		1191 · Dep. in ...		8,000.00	1,017,948.59
Payment	07/02/2018	Transfer	Fort Cobb Fuel Auth...		1191 · Dep. in ...		25,000.00	992,948.59
Payment	07/02/2018	Transfer	Fort Cobb Fuel Auth...		1191 · Dep. in ...		31,000.00	961,948.59
Payment	07/05/2018	Transfer	Navitas OK3, LLC		1107 · Checkin...		5,000.00	956,948.59
General Journal	07/05/2018	180705	Fort Cobb Fuel Auth...	Loan Advance	1107 · Checkin...		50,000.00	906,948.59
Payment	07/07/2018	1741	Fort Cobb Fuel Auth...		1191 · Dep. in ...		20,003.00	886,945.59
Payment	07/07/2018	1202	Navitas Winstar LLC		1191 · Dep. in ...		10,003.00	876,942.59
Deposit	07/11/2018	1203	Navitas Winstar LLC	Deposit	1191 · Dep. in ...		3,011.00	873,931.59
Payment	07/11/2018	1417	Navitas TN NG LLC		1191 · Dep. in ...		4,011.00	869,920.59
General Journal	07/11/2018	180705	Fort Cobb Fuel Auth...	Loan Advance	1107 · Checkin...		59,000.00	810,920.59
Payment	07/11/2018	1742	Fort Cobb Fuel Auth...		1191 · Dep. in ...		37,011.00	773,909.59
Invoice	07/17/2018	18071...	Navitas OK3, LLC		930 · Misc Gen...	17,580.00		791,489.59
Payment	07/17/2018	Transfer	Fort Cobb Fuel Auth...		1107 · Checkin...		11,000.00	780,489.59
Payment	07/20/2018	1344	Navitas OK3, LLC		1191 · Dep. in ...		44,016.00	736,473.59
Payment	07/20/2018	1743	Fort Cobb Fuel Auth...		1191 · Dep. in ...		16,016.00	720,457.59
Payment	07/20/2018	1768	Fort Cobb Fuel Auth...		1191 · Dep. in ...		19,016.00	701,441.59
Payment	07/23/2018	1745	Fort Cobb Fuel Auth...		1107 · Checkin...		6,723.00	694,718.59
Payment	07/23/2018	1346	Navitas OK3, LLC		1107 · Checkin...		7,923.00	686,795.59
Payment	07/23/2018	1769	Fort Cobb Fuel Auth...		1107 · Checkin...		29,023.00	657,772.59
Payment	07/23/2018	1423	Navitas TN NG LLC		1107 · Checkin...		7,923.00	649,849.59
Payment	07/24/2018	1770	Fort Cobb Fuel Auth...		1107 · Checkin...		48,024.00	601,825.59
Payment	07/24/2018	1746	Fort Cobb Fuel Auth...		1107 · Checkin...		5,024.00	596,801.59
Payment	07/26/2018		Fort Cobb Fuel Auth...		1107 · Checkin...		37,026.00	559,775.59
Payment	07/26/2018		Fort Cobb Fuel Auth...		1107 · Checkin...		13,026.00	546,749.59
Payment	07/26/2018		Navitas OK3, LLC		1107 · Checkin...		4,026.00	542,723.59
Payment	07/26/2018	1331	Navitas KY NG LLC		1107 · Checkin...		60,216.00	482,507.59
Payment	07/26/2018	1019	Navitas Utility TX, LLC		1107 · Checkin...		14,027.00	468,480.59
Invoice	07/31/2018	1807F...	Fort Cobb Fuel Auth...		-SPLIT-	160,214.89		628,695.48
General Journal	07/31/2018	180731	Fort Cobb Fuel Auth...	Loan Advance	1107 · Checkin...		40,000.00	588,695.48
Invoice	07/31/2018	1807...	Navitas Winstar LLC		-SPLIT-	23,525.00		612,220.48
Invoice	07/31/2018	1807F...	Fort Cobb Fuel Auth...		-SPLIT-	157,584.44		769,804.92
Invoice	07/31/2018	1807N...	Navitas OK3, LLC		-SPLIT-	37,035.32		806,840.24

Navitas Utility Corporation
General Ledger
As of December 31, 2018

Type	Date	Num	Name	Memo	Split	Debit	Credit	Balance
Invoice	07/31/2018	1807K...	Navitas KY NG LLC		-SPLIT-	51,823.00		858,663.24
Invoice	07/31/2018	1807T...	Navitas TN NG LLC		-SPLIT-	38,970.62		897,633.86
Invoice	07/31/2018	1807T...	Navitas Utility TX, LLC		-SPLIT-	15,449.00		913,082.86
Payment	08/01/2018	1206	Navitas Winstar LLC		1107 · Checkin...		8,001.00	905,081.86
Payment	08/01/2018	1332	Navitas KY NG LLC		1107 · Checkin...		7,001.00	898,080.86
Payment	08/02/2018	1424	Navitas TN NG LLC		1107 · Checkin...		6,002.00	892,078.86
Payment	08/02/2018	1752	Fort Cobb Fuel Auth...		1107 · Checkin...		15,902.00	876,176.86
Payment	08/02/2018	1781	Fort Cobb Fuel Auth...		1107 · Checkin...		6,002.00	870,174.86
General Journal	08/03/2018	18008...	Fort Cobb Fuel Auth...	Loan Advance	1107 · Checkin...		20,000.00	850,174.86
General Journal	08/07/2018	180807	Fort Cobb Fuel Auth...	Loan Advance	1107 · Checkin...		20,000.00	830,174.86
Payment	08/07/2018	Transfer	Fort Cobb Fuel Auth...		1107 · Checkin...		7,000.00	823,174.86
Payment	08/07/2018	Transfer	Navitas TN NG LLC		1107 · Checkin...		7,000.00	816,174.86
Payment	08/08/2018	Transfer	Fort Cobb Fuel Auth...		1107 · Checkin...		10,000.00	806,174.86
General Journal	08/10/2018	180810	Fort Cobb Fuel Auth...	Loan Advance	1107 · Checkin...		40,000.00	766,174.86
Payment	08/10/2018	1757	Fort Cobb Fuel Auth...		1107 · Checkin...		39,014.00	727,160.86
Payment	08/10/2018	1785	Fort Cobb Fuel Auth...		1107 · Checkin...		29,014.00	698,146.86
Payment	08/20/2018	1758	Fort Cobb Fuel Auth...		1107 · Checkin...		4,020.00	694,126.86
Payment	08/20/2018	1349	Navitas OK3, LLC		1107 · Checkin...		58,020.00	636,106.86
Payment	08/20/2018	1788	Fort Cobb Fuel Auth...		1107 · Checkin...		9,020.00	627,086.86
Payment	08/24/2018	1208	Navitas Winstar LLC		1107 · Checkin...		1,938.00	625,148.86
Payment	08/24/2018	1209	Navitas Winstar LLC		1107 · Checkin...		20,000.00	605,148.86
Payment	08/24/2018	1789	Fort Cobb Fuel Auth...		1107 · Checkin...		52,027.00	553,121.86
Payment	08/28/2018	1761	Fort Cobb Fuel Auth...		1107 · Checkin...		31,420.00	521,701.86
Payment	08/28/2018	1336	Navitas KY NG LLC		1107 · Checkin...		44,027.00	477,674.86
Payment	08/28/2018	1210	Navitas Winstar LLC		1107 · Checkin...		17,029.00	460,645.86
Payment	08/28/2018	1428	Navitas TN NG LLC		1107 · Checkin...		14,029.00	446,616.86
Payment	08/30/2018	1021	Navitas Utility TX, LLC		1107 · Checkin...		28,030.00	418,586.86
Invoice	08/31/2018	1808...	Navitas Winstar LLC		-SPLIT-	20,679.00		439,265.86
Invoice	08/31/2018	1808N...	Navitas OK3, LLC		-SPLIT-	65,724.00		504,989.86
Invoice	08/31/2018	1808F...	Fort Cobb Fuel Auth...		-SPLIT-	163,999.89		668,989.75
Invoice	08/31/2018	1808F...	Fort Cobb Fuel Auth...		-SPLIT-	165,807.77		834,797.52
Invoice	08/31/2018	1808T...	Navitas TN NG LLC		-SPLIT-	38,735.10		873,532.62
Invoice	08/31/2018	1808K...	Navitas KY NG LLC		-SPLIT-	56,157.92		929,690.54
Invoice	08/31/2018	1808T...	Navitas Utility TX, LLC		-SPLIT-	15,663.00		945,353.54
Payment	09/04/2018	1762	Fort Cobb Fuel Auth...		1107 · Checkin...		15,104.00	930,249.54
Payment	09/04/2018	1790	Fort Cobb Fuel Auth...		1107 · Checkin...		11,804.00	918,445.54
Payment	09/05/2018	1763	Fort Cobb Fuel Auth...		1107 · Checkin...		20,005.00	898,440.54
Payment	09/07/2018	LOC T...	Navitas TN NG LLC		1107 · Checkin...		20,000.00	878,440.54
Payment	09/10/2018	1766	Fort Cobb Fuel Auth...		1107 · Checkin...		13,010.00	865,430.54
Payment	09/11/2018	1351	Navitas OK3, LLC		1107 · Checkin...		26,011.00	839,419.54
Payment	09/12/2018	1794	Fort Cobb Fuel Auth...		1107 · Checkin...		33,012.00	806,407.54
Payment	09/13/2018	1795	Fort Cobb Fuel Auth...		1107 · Checkin...		60,013.00	746,394.54
Payment	09/14/2018	1432	Navitas TN NG LLC		1107 · Checkin...		5,514.00	740,880.54
Payment	09/14/2018	1767	Fort Cobb Fuel Auth...		1107 · Checkin...		23,014.00	717,866.54
Payment	09/18/2018	1212	Navitas Winstar LLC		1107 · Checkin...		38,018.00	679,848.54
Payment	09/18/2018	1434	Navitas TN NG LLC		1107 · Checkin...		5,018.00	674,830.54
General Journal	09/18/2018	180918	Fort Cobb Fuel Auth...	Loan Advance	1107 · Checkin...		5,000.00	669,830.54
General Journal	09/19/2018	180919	Fort Cobb Fuel Auth...	Loan Advance	1107 · Checkin...		15,000.00	654,830.54
Payment	09/21/2018	1343	Navitas KY NG LLC		1107 · Checkin...		39,021.00	615,809.54

Navitas Utility Corporation
General Ledger
As of December 31, 2018

Type	Date	Num	Name	Memo	Split	Debit	Credit	Balance
Payment	09/21/2018	1799	Fort Cobb Fuel Auth...		1107 · Checkin...		21,021.00	594,788.54
Payment	09/25/2018	1023	Navitas Utility TX, LLC		1107 · Checkin...		9,025.00	585,763.54
Payment	09/26/2018	1800	Fort Cobb Fuel Auth...		1107 · Checkin...		11,026.00	574,737.54
Payment	09/26/2018	1770	Fort Cobb Fuel Auth...		1107 · Checkin...		9,026.00	565,711.54
Payment	09/27/2018	1436	Navitas TN NG LLC		1107 · Checkin...		5,827.00	559,884.54
Payment	09/27/2018	1771	Fort Cobb Fuel Auth...		1107 · Checkin...		5,027.00	554,857.54
Payment	09/27/2018	1801	Fort Cobb Fuel Auth...		1107 · Checkin...		7,027.00	547,830.54
Payment	09/27/2018	1356	Navitas OK3, LLC		1107 · Checkin...		9,127.00	538,703.54
General Journal	09/28/2018	180928	Fort Cobb Fuel Auth...	Loan Advance	1107 · Checkin...		10,000.00	528,703.54
Payment	09/28/2018	1802	Fort Cobb Fuel Auth...		1107 · Checkin...		11,028.00	517,675.54
Payment	09/28/2018	1772	Fort Cobb Fuel Auth...		1107 · Checkin...		4,728.00	512,947.54
Payment	09/28/2018	Wire L...	Fort Cobb Fuel Auth...		1107 · Checkin...		50,000.00	462,947.54
Invoice	09/30/2018	1809...	Navitas Winstar LLC		-SPLIT-	20,485.00		483,432.54
Invoice	09/30/2018	1809N...	Navitas OK3, LLC		-SPLIT-	61,374.00		544,806.54
Invoice	09/30/2018	1809F...	Fort Cobb Fuel Auth...		-SPLIT-	143,993.00		688,799.54
Invoice	09/30/2018	1809F...	Fort Cobb Fuel Auth...		-SPLIT-	165,756.92		854,556.46
Invoice	09/30/2018	1809T...	Navitas TN NG LLC		-SPLIT-	35,137.61		889,694.07
Invoice	09/30/2018	1809K...	Navitas KY NG LLC		-SPLIT-	54,529.50		944,223.57
Invoice	09/30/2018	1809T...	Navitas Utility TX, LLC		-SPLIT-	17,667.00		961,890.57
Payment	10/01/2018	1773	Fort Cobb Fuel Auth...		1107 · Checkin...		6,001.00	955,889.57
Payment	10/02/2018	1803	Fort Cobb Fuel Auth...		1107 · Checkin...		13,502.00	942,387.57
Payment	10/02/2018	1774	Fort Cobb Fuel Auth...		1107 · Checkin...		11,902.00	930,485.57
Payment	10/02/2018	1344	Navitas KY NG LLC		1107 · Checkin...		4,002.50	926,483.07
Payment	10/02/2018	1438	Navitas TN NG LLC		1107 · Checkin...		3,502.27	922,980.80
Payment	10/02/2018	1213	Navitas Winstar LLC		1107 · Checkin...		6,002.00	916,978.80
Payment	10/03/2018	1439	Navitas TN NG LLC		1107 · Checkin...		6,003.00	910,975.80
Payment	10/04/2018	1777	Fort Cobb Fuel Auth...		1107 · Checkin...		9,004.00	901,971.80
Payment	10/05/2018	1778	Fort Cobb Fuel Auth...		1107 · Checkin...		4,505.00	897,466.80
Payment	10/09/2018	1345	Navitas KY NG LLC		1107 · Checkin...		6,109.00	891,357.80
Payment	10/09/2018	1779	Fort Cobb Fuel Auth...		1107 · Checkin...		11,709.00	879,648.80
Payment	10/09/2018	1806	Fort Cobb Fuel Auth...		1107 · Checkin...		5,009.14	874,639.66
Payment	10/10/2018	1780	Fort Cobb Fuel Auth...		1107 · Checkin...		4,510.00	870,129.66
General Journal	10/10/2018	181010	Fort Cobb Fuel Auth...	Loan Advance	1107 · Checkin...		10,000.00	860,129.66
General Journal	10/11/2018	181011	Fort Cobb Fuel Auth...	Loan Advance	1107 · Checkin...		20,000.00	840,129.66
General Journal	10/11/2018	181011	Fort Cobb Fuel Auth...	Loan Advance	1107 · Checkin...		50,000.00	790,129.66
General Journal	10/12/2018	181012	Fort Cobb Fuel Auth...	Loan Advance	1107 · Checkin...		10,000.00	780,129.66
General Journal	10/15/2018	181015	Fort Cobb Fuel Auth...	Loan Advance	1107 · Checkin...		10,000.00	770,129.66
General Journal	10/15/2018	181015	Fort Cobb Fuel Auth...	Loan Advance	1107 · Checkin...		30,000.00	740,129.66
Payment	10/16/2018	1349	Navitas KY NG LLC		1107 · Checkin...		24,016.00	716,113.66
Payment	10/16/2018	1781	Fort Cobb Fuel Auth...		1107 · Checkin...		23,016.00	693,097.66
Payment	10/16/2018	1358	Navitas OK3, LLC		1107 · Checkin...		22,016.00	671,081.66
Payment	10/17/2018	1809	Fort Cobb Fuel Auth...		1107 · Checkin...		11,017.00	660,064.66
Payment	10/17/2018	1350	Navitas KY NG LLC		1107 · Checkin...		5,217.00	654,847.66
Payment	10/18/2018	xfer	Fort Cobb Fuel Auth...		1107 · Checkin...		16,009.00	638,838.66
Payment	10/19/2018	1359	Navitas OK3, LLC		1107 · Checkin...		3,019.00	635,819.66
Payment	10/22/2018	1810	Fort Cobb Fuel Auth...		1107 · Checkin...		30,022.00	605,797.66
Payment	10/23/2018	1811	Fort Cobb Fuel Auth...		1107 · Checkin...		14,023.00	591,774.66
Payment	10/23/2018	1784	Fort Cobb Fuel Auth...		1107 · Checkin...		10,023.00	581,751.66
Payment	10/23/2018	1442	Navitas TN NG LLC		1107 · Checkin...		5,023.00	576,728.66

Navitas Utility Corporation
General Ledger
As of December 31, 2018

Type	Date	Num	Name	Memo	Split	Debit	Credit	Balance
Payment	10/24/2018	1812	Fort Cobb Fuel Auth...		1107 · Checkin...		10,024.00	566,704.66
Payment	10/26/2018	xfer	Fort Cobb Fuel Auth...		1107 · Checkin...		11,026.00	555,678.66
Payment	10/26/2018	xfer	Fort Cobb Fuel Auth...		1107 · Checkin...		14,026.00	541,652.66
Payment	10/29/2018	1351	Navitas KY NG LLC		1107 · Checkin...		8,529.00	533,123.66
Payment	10/29/2018	1785	Fort Cobb Fuel Auth...		1107 · Checkin...		3,529.00	529,594.66
Payment	10/29/2018	1444	Navitas TN NG LLC		1107 · Checkin...		2,629.00	526,965.66
Payment	10/30/2018	1786	Fort Cobb Fuel Auth...		1107 · Checkin...		28,030.00	498,935.66
Payment	10/30/2018	1360	Navitas OK3, LLC		1107 · Checkin...		5,030.00	493,905.66
Payment	10/30/2018	1445	Navitas TN NG LLC		1107 · Checkin...		1,030.00	492,875.66
Payment	10/30/2018	ACH L...	Navitas TN NG LLC		1107 · Checkin...		25,000.00	467,875.66
Payment	10/30/2018	ACH L...	Navitas KY NG LLC		1107 · Checkin...		25,000.00	442,875.66
Payment	10/30/2018	ACH L...	Fort Cobb Fuel Auth...		1107 · Checkin...		20,000.00	422,875.66
Payment	10/31/2018	ACH L...	Navitas TN NG LLC		1107 · Checkin...		25,000.00	397,875.66
Payment	10/31/2018	ACH L...	Navitas KY NG LLC		1107 · Checkin...		25,000.00	372,875.66
Invoice	10/31/2018	1810...	Navitas Winstar LLC		-SPLIT-	24,986.00		397,861.66
Invoice	10/31/2018	1810N...	Navitas OK3, LLC		-SPLIT-	24,015.00		421,876.66
Invoice	10/31/2018	1810F...	Fort Cobb Fuel Auth...		-SPLIT-	143,698.00		565,574.66
Invoice	10/31/2018	1810F...	Fort Cobb Fuel Auth...		-SPLIT-	145,490.94		711,065.60
Invoice	10/31/2018	1810T...	Navitas Utility TX, LLC		-SPLIT-	17,544.00		728,609.60
Invoice	10/31/2018	1810K...	Navitas KY NG LLC		-SPLIT-	48,338.95		776,948.55
Invoice	10/31/2018	1810T...	Navitas TN NG LLC		-SPLIT-	50,152.00		827,100.55
Payment	11/01/2018	Transfer	Navitas KY NG LLC		1107 · Checkin...		8,001.00	819,099.55
Payment	11/01/2018	xfer	Navitas Winstar LLC		1107 · Checkin...		15,001.00	804,098.55
Payment	11/01/2018	xfer	Navitas TN NG LLC		1107 · Checkin...		1,001.00	803,097.55
Payment	11/01/2018	xfer	Fort Cobb Fuel Auth...		1107 · Checkin...		4,001.00	799,096.55
Payment	11/01/2018	xfer	Fort Cobb Fuel Auth...		1107 · Checkin...		2,801.00	796,295.55
Payment	11/02/2018	1216	Fort Cobb Fuel Auth...		1107 · Checkin...		27,002.00	769,293.55
Payment	11/05/2018	1788	Fort Cobb Fuel Auth...		1107 · Checkin...		6,005.00	763,288.55
Payment	11/06/2018	1814	Fort Cobb Fuel Auth...		1107 · Checkin...		3,306.00	759,982.55
Payment	11/06/2018	1789	Fort Cobb Fuel Auth...		1107 · Checkin...		6,806.00	753,176.55
Payment	11/06/2018	1446	Navitas TN NG LLC		1107 · Checkin...		1,506.00	751,670.55
Payment	11/06/2018	1024	Navitas Utility TX, LLC		1107 · Checkin...		25,006.00	726,664.55
Payment	11/07/2018	xfer	Fort Cobb Fuel Auth...		1107 · Checkin...		15,000.00	711,664.55
Payment	11/08/2018	1790	Fort Cobb Fuel Auth...		1107 · Checkin...		28,008.00	683,656.55
Payment	11/09/2018	xfer	Fort Cobb Fuel Auth...		1107 · Checkin...		7,009.00	676,647.55
Payment	11/14/2018	XFER	Fort Cobb Fuel Auth...		1107 · Checkin...		21,014.00	655,633.55
Payment	11/14/2018	XFER	Fort Cobb Fuel Auth...		1107 · Checkin...		16,014.00	639,619.55
Payment	11/15/2018	1819	Fort Cobb Fuel Auth...		1107 · Checkin...		15,015.00	624,604.55
Payment	11/21/2018	1825	Fort Cobb Fuel Auth...		1107 · Checkin...		20,021.00	604,583.55
Payment	11/21/2018	1792	Fort Cobb Fuel Auth...		1107 · Checkin...		10,021.00	594,562.55
Payment	11/21/2018	1361	Navitas OK3, LLC		1107 · Checkin...		6,021.00	588,541.55
Payment	11/21/2018	1452	Navitas TN NG LLC		1107 · Checkin...		4,021.00	584,520.55
Payment	11/21/2018	1218	Navitas Winstar LLC		1107 · Checkin...		35,021.00	549,499.55
Payment	11/23/2018	1826	Fort Cobb Fuel Auth...		1107 · Checkin...		8,623.00	540,876.55
Payment	11/23/2018	1793	Fort Cobb Fuel Auth...		1107 · Checkin...		8,023.00	532,853.55
Payment	11/23/2018	1453	Navitas TN NG LLC		1107 · Checkin...		3,623.00	529,230.55
Payment	11/26/2018	1794	Fort Cobb Fuel Auth...		1107 · Checkin...		2,726.00	526,504.55
Payment	11/26/2018	1827	Fort Cobb Fuel Auth...		1107 · Checkin...		6,226.00	520,278.55
Payment	11/27/2018	1828	Fort Cobb Fuel Auth...		1107 · Checkin...		9,427.00	510,851.55

Navitas Utility Corporation
General Ledger
As of December 31, 2018

Type	Date	Num	Name	Memo	Split	Debit	Credit	Balance
Payment	11/27/2018	1795	Fort Cobb Fuel Auth...		1107 · Checkin...		15,027.00	495,824.55
Payment	11/27/2018	1362	Navitas OK3, LLC		1107 · Checkin...		1,927.00	493,897.55
Payment	11/27/2018	1354	Navitas KY NG LLC		1107 · Checkin...		1,027.00	492,870.55
Payment	11/27/2018	1454	Navitas TN NG LLC		1107 · Checkin...		4,327.00	488,543.55
Payment	11/27/2018	XFER ...	Fort Cobb Fuel Auth...		1107 · Checkin...		75,000.00	413,543.55
Payment	11/28/2018	1796	Fort Cobb Fuel Auth...		1107 · Checkin...		10,029.00	403,514.55
Payment	11/30/2018	1797	Fort Cobb Fuel Auth...		1107 · Checkin...		22,030.00	381,484.55
Payment	11/30/2018	1832	Fort Cobb Fuel Auth...		1107 · Checkin...		3,730.00	377,754.55
Payment	11/30/2018	XFER ...	Navitas KY NG LLC		1107 · Checkin...		50,000.00	327,754.55
Invoice	11/30/2018	1811...	Navitas Winstar LLC		-SPLIT-	20,741.00		348,495.55
Invoice	11/30/2018	1811N...	Navitas OK3, LLC		-SPLIT-	14,890.00		363,385.55
Invoice	11/30/2018	1811F...	Fort Cobb Fuel Auth...		-SPLIT-	173,335.89		536,721.44
Invoice	11/30/2018	1811F...	Fort Cobb Fuel Auth...		-SPLIT-	144,896.03		681,617.47
Invoice	11/30/2018	1811T...	Navitas TN NG LLC		-SPLIT-	54,348.16		735,965.63
Invoice	11/30/2018	1811K...	Navitas KY NG LLC		-SPLIT-	57,088.04		793,053.67
Invoice	11/30/2018	1811T...	Navitas Utility TX, LLC		-SPLIT-	19,959.00		813,012.67
Payment	12/04/2018	1457	Navitas TN NG LLC		1107 · Checkin...		6,004.00	807,008.67
Payment	12/04/2018	1803	Fort Cobb Fuel Auth...		1107 · Checkin...		25,004.00	782,004.67
Payment	12/05/2018	1357	Navitas KY NG LLC		1107 · Checkin...		25,005.00	756,999.67
Payment	12/05/2018	Transf...	Fort Cobb Fuel Auth...		1107 · Checkin...		25,000.00	731,999.67
Payment	12/11/2018	1805	Fort Cobb Fuel Auth...		1107 · Checkin...		32,211.00	699,788.67
Payment	12/11/2018	1459	Navitas TN NG LLC		1107 · Checkin...		8,511.00	691,277.67
Payment	12/11/2018	1838	Fort Cobb Fuel Auth...		1107 · Checkin...		75,411.00	615,866.67
Payment	12/18/2018	1845	Fort Cobb Fuel Auth...		1107 · Checkin...		90,018.00	525,848.67
Payment	12/19/2018	1810	Fort Cobb Fuel Auth...		1107 · Checkin...		31,019.00	494,829.67
Payment	12/21/2018	1366	Navitas OK3, LLC		1107 · Checkin...		10,021.00	484,808.67
Payment	12/21/2018	1222	Navitas Winstar LLC		1107 · Checkin...		11,521.00	473,287.67
Payment	12/21/2018	1462	Navitas TN NG LLC		1107 · Checkin...		22,021.00	451,266.67
Payment	12/24/2018	1848	Fort Cobb Fuel Auth...		1107 · Checkin...		24,024.00	427,242.67
Payment	12/24/2018	1812	Fort Cobb Fuel Auth...		1107 · Checkin...		9,024.00	418,218.67
Payment	12/26/2018	1224	Navitas Winstar LLC		1107 · Checkin...		3,000.00	415,218.67
Payment	12/26/2018	1813	Fort Cobb Fuel Auth...		1107 · Checkin...		6,826.00	408,392.67
Payment	12/26/2018	1850	Fort Cobb Fuel Auth...		1107 · Checkin...		24,026.00	384,366.67
Payment	12/27/2018	1814	Fort Cobb Fuel Auth...		1107 · Checkin...		10,000.00	374,366.67
Payment	12/27/2018	1466	Navitas TN NG LLC		1107 · Checkin...		10,027.00	364,339.67
Payment	12/27/2018	1851	Fort Cobb Fuel Auth...		1107 · Checkin...		10,027.00	354,312.67
Payment	12/28/2018	1815	Fort Cobb Fuel Auth...		1107 · Checkin...		10,000.00	344,312.67
Payment	12/28/2018	1852	Fort Cobb Fuel Auth...		1107 · Checkin...		10,028.00	334,284.67
Payment	12/28/2018	Transfer	Navitas KY NG LLC		1107 · Checkin...		36,000.00	298,284.67
Payment	12/28/2018	Transfer	Navitas TN NG LLC		1107 · Checkin...		8,000.00	290,284.67
Payment	12/28/2018	Transf...	Navitas KY NG LLC		1107 · Checkin...		20,000.00	270,284.67
Payment	12/31/2018	1369	Navitas OK3, LLC		1107 · Checkin...		6,031.00	264,253.67
Payment	12/31/2018	ACH L...	Navitas KY NG LLC		1107 · Checkin...		55,000.00	209,253.67
Payment	12/31/2018	1816	Fort Cobb Fuel Auth...		1107 · Checkin...		22,031.00	187,222.67
Payment	12/31/2018	Navita...	Fort Cobb Fuel Auth...		1191 · Dep. in ...		7,640.00	179,582.67
Invoice	12/31/2018	1812...	Navitas Winstar LLC		-SPLIT-	23,038.00		202,620.67
Invoice	12/31/2018	1812N...	Navitas OK3, LLC		-SPLIT-	18,075.00		220,695.67
Invoice	12/31/2018	1812F...	Fort Cobb Fuel Auth...		-SPLIT-	271,391.97		492,087.64
Invoice	12/31/2018	1812F...	Fort Cobb Fuel Auth...		-SPLIT-	227,296.60		719,384.24

Navitas Utility Corporation
General Ledger
As of December 31, 2018

Type	Date	Num	Name	Memo	Split	Debit	Credit	Balance
Invoice	12/31/2018	1812T...	Navitas Utility TX, LLC		-SPLIT-	22,135.00		741,519.24
Invoice	12/31/2018	1812K...	Navitas KY NG LLC		-SPLIT-	97,112.31		838,631.55
Invoice	12/31/2018	1812T...	Navitas TN NG LLC		-SPLIT-	71,543.33		910,174.88
Total 1201 · From managed systems						6,969,410.69	7,686,897.98	910,174.88
1211 · Membership distribution								0.00
Total 1211 · Membership distribution								0.00
1221 · Notes to member systems								0.00
Total 1221 · Notes to member systems								0.00
1251 · Other								0.00
Invoice	03/19/2018	180319	K Pearcy		415 · Revenue...	294.14		294.14
Invoice	03/19/2018	18031...	K Pearcy		-SPLIT-	413.94		708.08
Payment	03/23/2018	502	K Pearcy		1107 · Checkin...		294.14	413.94
Payment	03/23/2018	6390	K Pearcy		1107 · Checkin...		413.94	0.00
Invoice	04/09/2018	180409	Klent Lasley		-SPLIT-	2,277.94		2,277.94
General Journal	04/09/2018	180409	Klent Lasley	Credit Klent L...	435 · Extraordi...		350.00	1,927.94
Payment	04/09/2018	1275	Klent Lasley		1107 · Checkin...		1,927.94	0.00
Total 1251 · Other						2,986.02	2,986.02	0.00
1262 · Shareholder Loan RV								0.00
Total 1262 · Shareholder Loan RV								0.00
1200 · A/R - Other								0.00
Total 1200 · A/R - Other								0.00
Total 1200 · A/R						6,972,396.71	7,689,884.00	910,174.88
1300 · Inventory								133,247.88
1301 · Meter & regulator parts								32,514.24
Bill	10/23/2018	23331	Koons Gas Measure...	2" Mooney Fl...	2221 · Vendors	5,880.00		38,394.24
Bill	12/14/2018	00291...	Corley Gasket Com...	Index lens bo...	2221 · Vendors	101.12		38,495.36
Total 1301 · Meter & regulator parts						5,981.12	0.00	38,495.36

Navitas Utility Corporation
General Ledger
As of December 31, 2018

Type	Date	Num	Name	Memo	Split	Debit	Credit	Balance
1302 · Certified system parts								100,733.64
Bill	01/03/2018	10952...	EGW Utilities, Inc.	POLYCAM Tr...	2221 · Vendors	581.25		101,314.89
Bill	01/03/2018	10952...	EGW Utilities, Inc.	POLYCAM Tr...	2221 · Vendors	526.80		101,841.69
Bill	01/08/2018	10953...	EGW Utilities, Inc.	POLYCAM Tr...	2221 · Vendors	304.35		102,146.04
Bill	01/08/2018	10953...	EGW Utilities, Inc.	POLYCAM Tr...	2221 · Vendors	475.00		102,621.04
Bill	01/08/2018	10953...	EGW Utilities, Inc.	POLYCAM Tr...	2221 · Vendors	472.00		103,093.04
Bill	01/30/2018	29745	Keystone-Beard Eq...	Nipple 1" x 12...	2221 · Vendors	48.40		103,141.44
Bill	01/30/2018	29745	Keystone-Beard Eq...	Nipple 1" x 10...	2221 · Vendors	17.70		103,159.14
Bill	01/30/2018	29745	Keystone-Beard Eq...	NIpple 1" x 6" ...	2221 · Vendors	22.00		103,181.14
Bill	01/30/2018	29745	Keystone-Beard Eq...	Nipple 1" x 4" ...	2221 · Vendors	19.50		103,200.64
Bill	01/30/2018	29745	Keystone-Beard Eq...	Nipple 1" x 4" ...	2221 · Vendors	0.03		103,200.67
Bill	01/30/2018	29745	Keystone-Beard Eq...	Nipple 1" clos...	2221 · Vendors	9.03		103,209.70
Bill	01/30/2018	29745	Keystone-Beard Eq...	Ell 1" 90 degree	2221 · Vendors	30.00		103,239.70
Bill	01/30/2018	29745	Keystone-Beard Eq...	Cap 1" LP	2221 · Vendors	8.90		103,248.60
Bill	01/30/2018	29745	Keystone-Beard Eq...	Plug 1/4" pipe...	2221 · Vendors	26.40		103,275.00
Bill	01/30/2018	29745	Keystone-Beard Eq...	Plug 1/4" pipe...	2221 · Vendors		8.34	103,266.66
Bill	02/01/2018	29769	Keystone-Beard Eq...	Nipple, 1/2' cl...	2221 · Vendors	1.00		103,267.66
Bill	02/01/2018	29769	Keystone-Beard Eq...	Nipple 1/2" x ...	2221 · Vendors	1.14		103,268.80
Credit Card Charge	02/02/2018	180209	1302 System Parts	"Cap 3""	2288 · Kevin P...	21.32		103,290.12
Credit Card Charge	02/02/2018	180209	1302 System Parts	"Cap 2""	2288 · Kevin P...	11.92		103,302.04
Credit Card Charge	02/02/2018	180209	1302 System Parts	Reducer bush...	2288 · Kevin P...	2.90		103,304.94
Credit Card Charge	02/02/2018	180209	1302 System Parts	"Coupling 1""	2288 · Kevin P...	0.70		103,305.64
Credit Card Charge	02/02/2018	180209	1302 System Parts	Cap 1" Glue fit	2288 · Kevin P...	9.10		103,314.74
Credit Card Charge	02/02/2018	180209	1302 System Parts	Cap 1" Glue fit	2288 · Kevin P...		1.23	103,313.51
Credit Card Charge	02/02/2018	180209	1302 System Parts	"Tee 1""	2288 · Kevin P...	0.71		103,314.22
Credit Card Charge	02/02/2018	180209	1302 System Parts	Cap 1" LP	2288 · Kevin P...	12.46		103,326.68
Credit Card Charge	02/02/2018	180209	1302 System Parts	Nipple 1" x 3" ...	2288 · Kevin P...	9.60		103,336.28
Credit Card Charge	02/02/2018	180209	1302 System Parts	NIPPLE 1" X ...	2288 · Kevin P...	6.60		103,342.88
Credit Card Charge	02/02/2018	180209	1302 System Parts	Nipple 1" x 2" ...	2288 · Kevin P...	1.20		103,344.08
Credit Card Charge	02/02/2018	180209	1302 System Parts	Nipple 1" clos...	2288 · Kevin P...	7.74		103,351.82
Bill	02/05/2018	11078...	Isco Industries, LLC	Coupling 1 1/...	2221 · Vendors	84.90		103,436.72
Bill	02/05/2018	11078...	Isco Industries, LLC	Cap 1" socket	2221 · Vendors	44.00		103,480.72
Bill	02/05/2018	11078...	Isco Industries, LLC	Cap 1 1/4" So...	2221 · Vendors	50.30		103,531.02
Bill	02/07/2018	HC11...	H & C Services and ...	Union 2" LP H...	2221 · Vendors	17.60		103,548.62
Bill	02/07/2018	HC11...	H & C Services and ...	Ell 2" 90 degr...	2221 · Vendors	26.33		103,574.95
Bill	02/07/2018	HC11...	H & C Services and ...	Tee 2" HP	2221 · Vendors	213.64		103,788.59
Bill	02/07/2018	HC11...	H & C Services and ...	Nipple 2" x 4" ...	2221 · Vendors	53.72		103,842.31
Bill	02/07/2018	HC11...	H & C Services and ...	Plug 2" LP	2221 · Vendors	5.58		103,847.89
Bill	02/07/2018	HC11...	H & C Services and ...	"Bushing 2" x 1"	2221 · Vendors	11.40		103,859.29
Bill	02/07/2018	HC11...	H & C Services and ...	Flange 2" 150...	2221 · Vendors	63.00		103,922.29
Bill	02/07/2018	HC11...	H & C Services and ...	Flange 2" 150...	2221 · Vendors		6.67	103,915.62
Bill	02/07/2018	HC11...	H & C Services and ...	Gasket 2" 150...	2221 · Vendors	4.26		103,919.88
Bill	02/07/2018	HC11...	H & C Services and ...	Valve 1/4" bal...	2221 · Vendors	42.04		103,961.92
Bill	02/07/2018	HC11...	H & C Services and ...	Plug 1/4" pipe...	2221 · Vendors	10.56		103,972.48
Bill	02/07/2018	11078...	Isco Industries, LLC	Pipe 1 1/4" fuse	2221 · Vendors	1,940.00		105,912.48
Bill	02/07/2018	11078...	Isco Industries, LLC	Valve 2" BF 1...	2221 · Vendors	510.60		106,423.08
Bill	02/09/2018	HC11...	H & C Services and ...	Flange 2" 150...	2221 · Vendors	63.00		106,486.08
Bill	02/09/2018	HC11...	H & C Services and ...	Flange 3" 150...	2221 · Vendors	17.68		106,503.76
Bill	02/09/2018	HC11...	H & C Services and ...	Gasket 3" 150...	2221 · Vendors	17.48		106,521.24

Navitas Utility Corporation
General Ledger
As of December 31, 2018

Type	Date	Num	Name	Memo	Split	Debit	Credit	Balance
Bill	02/12/2018	HC11...	H & C Services and ...	Flange 3" 150...	2221 · Vendors	30.37		106,551.61
Bill	02/21/2018	68021...	Continental Industrie...	Compression ...	2221 · Vendors	1,016.80		107,568.41
Bill	02/21/2018	68021...	Continental Industrie...	Compression ...	2221 · Vendors	2,793.80		110,362.21
Bill	02/26/2018	11078...	Isco Industries, LLC	EXCESS FLO...	2221 · Vendors	197.50		110,559.71
Bill	03/01/2018	76451	Rainmaker Sales, Inc.	Pipe 2" SDR11	2221 · Vendors	540.57		111,100.28
Bill	03/08/2018	HC11...	H & C Services and ...	"Cap 4""	2221 · Vendors	19.07		111,119.35
Invoice	03/19/2018	180319	K Pearcy	Pipe 1 1/4" P...	1251 · Other		276.17	110,843.18
Invoice	03/19/2018	18031...	K Pearcy	Pipe 1 1/4" P...	1251 · Other		361.48	110,481.70
Invoice	03/19/2018	18031...	K Pearcy	Tee, 1 1/4" po...	1251 · Other		23.37	110,458.33
Invoice	03/19/2018	18031...	K Pearcy	Tee 1 1/4" SF	1251 · Other		4.42	110,453.91
Bill	03/19/2018	2456	Mountain Valley Sup...	Coupling colla...	2221 · Vendors	22.20		110,476.11
Bill	03/19/2018	2456	Mountain Valley Sup...	Reducer, 1" x ...	2221 · Vendors	9.15		110,485.26
Bill	03/21/2018	88389	Jenkins Oilfield Sup...	Cap 1" LP	2221 · Vendors	17.80		110,503.06
Bill	03/21/2018	88389	Jenkins Oilfield Sup...	Plug 1" LP	2221 · Vendors	26.04		110,529.10
Bill	03/21/2018	88389	Jenkins Oilfield Sup...	Ell 1 1/4" 90d...	2221 · Vendors	6.71		110,535.81
Bill	03/21/2018	88389	Jenkins Oilfield Sup...	Ell, 1/4" street	2221 · Vendors	4.14		110,539.95
Bill	03/27/2018	11079...	Isco Industries, LLC	Pipe 4" SDR11	2221 · Vendors	7,405.00		117,944.95
Bill	04/05/2018	68040...	Continental Industrie...	Compression ...	2221 · Vendors	1,083.00		119,027.95
Invoice	04/09/2018	180409	Klent Lasley	Pipe 1 1/4" P...	1251 · Other		840.07	118,187.88
Invoice	04/09/2018	180409	Klent Lasley	Riser 1" anod...	1251 · Other		33.91	118,153.97
Invoice	04/09/2018	180409	Klent Lasley	Tap 1 1/4" x 1...	1251 · Other		77.37	118,076.60
Bill	04/10/2018	66918...	G & C Supply Co, Inc	COUPLING, ...	2221 · Vendors	144.27		118,220.87
Bill	04/11/2018	68040...	Continental Industrie...	Compression ...	2221 · Vendors	577.62		118,798.49
Bill	04/11/2018	68040...	Continental Industrie...	Tap 3" x 1" sa...	2221 · Vendors	643.00		119,441.49
Bill	04/11/2018	68040...	Continental Industrie...	Tap 4" x 1" sa...	2221 · Vendors	538.28		119,979.77
Bill	04/12/2018	11079...	Isco Industries, LLC	Pipe 4" SDR11	2221 · Vendors	9,996.75		129,976.52
Bill	04/12/2018	11079...	Isco Industries, LLC	Tee 2" BF	2221 · Vendors	18.85		129,995.37
Bill	04/12/2018	11079...	Isco Industries, LLC	Reducer, 4" x ...	2221 · Vendors	31.10		130,026.47
Bill	04/17/2018	11079...	Isco Industries, LLC	Pipe 3" SDR11	2221 · Vendors	2,970.00		132,996.47
Bill	04/17/2018	11079...	Isco Industries, LLC	Transition 3" ...	2221 · Vendors	132.60		133,129.07
Bill	05/18/2018	11080...	Isco Industries, LLC	Pipe 4" SDR11	2221 · Vendors	192.00		133,321.07
Bill	05/18/2018	11080...	Isco Industries, LLC	TEE 4" POLY...	2221 · Vendors	53.66		133,374.73
Bill	05/18/2018	11080...	Isco Industries, LLC	"Reducer 4" x...	2221 · Vendors	32.30		133,407.03
Bill	06/25/2018	1108 ...	Isco Industries, LLC	Pipe 2" SDR11	2221 · Vendors	8,150.00		141,557.03
Bill	06/25/2018	1108 ...	Isco Industries, LLC	Pipe 2" SDR11	2221 · Vendors	980.00		142,537.03
Bill	07/05/2018	11081...	Isco Industries, LLC	Pipe 2" SDR11	2221 · Vendors	950.00		143,487.03
Bill	07/05/2018	11081...	Isco Industries, LLC	Pipe 1" Poly	2221 · Vendors	480.00		143,967.03
Bill	07/10/2018	11072...	Isco Industries, LLC	Pipe 2" SDR11	2221 · Vendors	2,100.00		146,067.03
Bill	08/08/2018	11082...	Isco Industries, LLC	Pipe 4" SDR11	2221 · Vendors	16,300.00		162,367.03
Bill	08/08/2018	11082...	Isco Industries, LLC	TEE 4" POLY...	2221 · Vendors	24.28		162,391.31
Bill	08/08/2018	11082...	Isco Industries, LLC	4"Reducer 4" ...	2221 · Vendors	58.56		162,449.87
Bill	08/08/2018	11082...	Isco Industries, LLC	Valve, 4" Poly...	2221 · Vendors	315.00		162,764.87
Bill	08/21/2018	42463...	Continental Industrie...	PA FULL CO...	2221 · Vendors	2,793.60		165,558.47
Bill	08/22/2018	42464...	Continental Industrie...	PA FULL CO...	2221 · Vendors	508.30		166,066.77
Bill	08/31/2018	3112	Mountain Valley Sup...	Riser 2" anod...	2221 · Vendors	121.02		166,187.79
Bill	08/31/2018	42473...	Continental Industrie...	PA FULL CO...	2221 · Vendors	1,205.60		167,393.39
Bill	08/31/2018	3112	Mountain Valley Sup...	1Stopcock, 2"...	2221 · Vendors	87.36		167,480.75
Bill	08/31/2018	67074...	G & C Supply Co, Inc	COUPLING, ...	2221 · Vendors	127.86		167,608.61
Bill	09/06/2018	42477...	Continental Industrie...	PA FULL CO...	2221 · Vendors	722.00		168,330.61

Navitas Utility Corporation
General Ledger
As of December 31, 2018

Type	Date	Num	Name	Memo	Split	Debit	Credit	Balance
Bill	09/12/2018	11083...	Isco Industries, LLC	Pipe 4" SDR11	2221 · Vendors	13,040.00		181,370.61
Bill	09/12/2018	11083...	Isco Industries, LLC	4" Anodeless ...	2221 · Vendors	323.94		181,694.55
Bill	09/12/2018	11083...	Isco Industries, LLC	Valve box 3"-...	2221 · Vendors	98.50		181,793.05
Bill	09/12/2018	HC11...	H & C Services and ...	Bushing 4" x ...	2221 · Vendors	53.04		181,846.09
Bill	09/12/2018	HC11...	H & C Services and ...	"Bushing 2" x 1"	2221 · Vendors	14.52		181,860.61
Bill	09/12/2018	HC11...	H & C Services and ...	Tee; 4" th. cl...	2221 · Vendors	224.69		182,085.30
Bill	09/12/2018	HC11...	H & C Services and ...	Valve 4" plug ...	2221 · Vendors	272.50		182,357.80
Bill	10/25/2018	5989	B & B Meter Service	Riser 1" anod...	2221 · Vendors	210.00		182,567.80
Bill	10/25/2018	5989	B & B Meter Service	Stopcock 1"(Ir...	2221 · Vendors	796.50		183,364.30
Bill	10/25/2018	5989	B & B Meter Service	Spud, 20 Lt.	2221 · Vendors	1,510.00		184,874.30
Bill	11/15/2018	1108 ...	Isco Industries, LLC	"Cap 3"	2221 · Vendors	9.33		184,883.63
Bill	11/15/2018	1108 ...	Isco Industries, LLC	Stopcock 1"(Ir...	2221 · Vendors	437.25		185,320.88
Bill	11/15/2018	1108 ...	Isco Industries, LLC	Reducer 3" x ...	2221 · Vendors	10.03		185,330.91
Bill	11/15/2018	1108 ...	Isco Industries, LLC	Cap 1 1/4" So...	2221 · Vendors	29.10		185,360.01
Bill	11/15/2018	1108 ...	Isco Industries, LLC	Pipe 4" SDR11	2221 · Vendors	3,260.00		188,620.01
Bill	11/15/2018	1108 ...	Isco Industries, LLC	Pipe 3" SDR11	2221 · Vendors	3,960.00		192,580.01
Bill	11/15/2018	1108 ...	Isco Industries, LLC	Pipe 2" SDR11	2221 · Vendors	950.00		193,530.01
Bill	11/15/2018	1108 ...	Isco Industries, LLC	Pipe 1" Poly	2221 · Vendors	340.00		193,870.01
Bill	11/15/2018	1108 ...	Isco Industries, LLC	"Tee 3""	2221 · Vendors	17.21		193,887.22
Bill	11/15/2018	1108 ...	Isco Industries, LLC	Riser 2" anod...	2221 · Vendors	101.68		193,988.90
Bill	11/15/2018	1108 ...	Isco Industries, LLC	Stopcock, 2" l...	2221 · Vendors	84.80		194,073.70
Credit	11/26/2018	1108 ...	Isco Industries, LLC	Valve box 3"-...	2221 · Vendors		98.50	193,975.20
Bill	12/03/2018	1108 ...	Isco Industries, LLC	Reducer, 1 1/...	2221 · Vendors	144.00		194,119.20
Bill	12/10/2018	1108 ...	Isco Industries, LLC	Reducer 2" x ...	2221 · Vendors	21.30		194,140.50
Bill	12/10/2018	1108 ...	Isco Industries, LLC	Pipe 1 1/4" fuse	2221 · Vendors	1,975.00		196,115.50
Bill	12/10/2018	1108 ...	Isco Industries, LLC	Riser 1" anod...	2221 · Vendors	117.28		196,232.78
Bill	12/12/2018	1108 ...	Isco Industries, LLC	Valve box, 24...	2221 · Vendors	98.50		196,331.28
Bill	12/28/2018	1108 ...	Isco Industries, LLC	Riser 1" anod...	2221 · Vendors	469.12		196,800.40
Total 1302 · Certified system parts						97,798.29	1,731.53	196,800.40
1308 · Engine parts								0.00
Bill	02/14/2018	4765	Navitas OK3, LLC:Ir...	Irrigation Engi...	2221 · Vendors	88.68		88.68
Bill	02/27/2018	0219-...	Navitas OK3, LLC:Ir...	Irrigation engi...	2221 · Vendors	183.74		272.42
Invoice	02/28/2018	1802N...	Navitas OK3, LLC	Irrigation Engi...	1201 · From m...		88.68	183.74
Invoice	02/28/2018	1802N...	Navitas OK3, LLC	Irrigation engi...	1201 · From m...		183.74	0.00
Bill	03/14/2018	6245	Navitas OK3, LLC:Ir...	Irrigation Engi...	2221 · Vendors	154.01		154.01
Bill	03/15/2018	117630	Navitas OK3, LLC:Ir...	Irrigation engi...	2221 · Vendors	149.53		303.54
Bill	03/16/2018	6386	Navitas OK3, LLC:Ir...	Irrigation Engi...	2221 · Vendors	45.34		348.88
Bill	03/21/2018	6616	Navitas OK3, LLC:Ir...	Irrigation Engi...	2221 · Vendors	149.01		497.89
Bill	03/22/2018	34691	Navitas OK3, LLC:Ir...	Irrigation Engi...	2221 · Vendors	505.66		1,003.55
Bill	03/23/2018	286770	Navitas OK3, LLC:Ir...	Irrigation engi...	2221 · Vendors	204.60		1,208.15
Invoice	03/31/2018	1803N...	Navitas OK3, LLC	Irrigation Engi...	1201 · From m...		154.01	1,054.14
Invoice	03/31/2018	1803N...	Navitas OK3, LLC	Irrigation engi...	1201 · From m...		149.53	904.61
Invoice	03/31/2018	1803N...	Navitas OK3, LLC	Irrigation Engi...	1201 · From m...		45.34	859.27
Invoice	03/31/2018	1803N...	Navitas OK3, LLC	Irrigation Engi...	1201 · From m...		149.01	710.26
Invoice	03/31/2018	1803N...	Navitas OK3, LLC	Irrigation Engi...	1201 · From m...		505.66	204.60
Invoice	03/31/2018	1803N...	Navitas OK3, LLC	Irrigation engi...	1201 · From m...		204.60	0.00
Bill	04/09/2018	7682	Navitas OK3, LLC	cab filter	2221 · Vendors	18.60		18.60

Navitas Utility Corporation
General Ledger
As of December 31, 2018

Type	Date	Num	Name	Memo	Split	Debit	Credit	Balance
Bill	04/25/2018	121267	Navitas OK3, LLC	Irrigation Engi...	2221 · Vendors	179.26		197.86
Bill	06/12/2018	35375	Navitas OK3, LLC	Irrigation Engi...	2221 · Vendors	473.46		671.32
Invoice	07/31/2018	1807N...	Navitas OK3, LLC	cab filter	1201 · From m...		18.60	652.72
Invoice	07/31/2018	1807N...	Navitas OK3, LLC	Irrigation Engi...	1201 · From m...		179.26	473.46
Invoice	07/31/2018	1807N...	Navitas OK3, LLC	Irrigation Engi...	1201 · From m...		473.46	0.00
Total 1308 · Engine parts						2,151.89	2,151.89	0.00
1309 · Engines held for sale								0.00
Total 1309 · Engines held for sale								0.00
1331 · Line fill								0.00
Total 1331 · Line fill								0.00
1399 · Inventory Asset								0.00
Total 1399 · Inventory Asset								0.00
1300 · Inventory - Other								0.00
Bill	04/04/2018	10990...	EGW Utilities, Inc.	NEED INVEN...	2221 · Vendors	653.30		653.30
Bill	04/05/2018	30647	Keystone-Beard Eq...	NEED INVEN...	2221 · Vendors	325.50		978.80
Bill	04/26/2018	30928	Keystone-Beard Eq...	NEED INVEN...	2221 · Vendors	344.32		1,323.12
Total 1300 · Inventory - Other						1,323.12	0.00	1,323.12
Total 1300 · Inventory						107,254.42	3,883.42	236,618.88
1400 · Prepaids								361,597.93
1401 · Taxes								0.00
Total 1401 · Taxes								0.00
1402 · Deposits w/ vendors								15,616.00
General Journal	06/30/2018	18063...	State Fund	American Inte...	-SPLIT-		3,461.00	12,155.00
Total 1402 · Deposits w/ vendors						0.00	3,461.00	12,155.00
1403 · Insurance								24,879.09
Bill	01/12/2018	180117	IPFS Corporation	Account # TX...	2221 · Vendors		4,975.83	19,903.26
Bill	02/12/2018	180220	IPFS Corporation	Account # TX...	2221 · Vendors		4,975.83	14,927.43
Bill	03/12/2018	180319	IPFS Corporation	Account # TX...	2221 · Vendors		4,975.83	9,951.60
Bill	04/11/2018	180416	IPFS Corporation	Account # TX...	2221 · Vendors		4,975.83	4,975.77
Bill	05/14/2018	180514	IPFS Corporation	Account # TX...	2221 · Vendors		4,975.77	0.00
Bill	06/11/2018	180611	IPFS Corporation	quote 11 - Ju...	2221 · Vendors	5,026.93		5,026.93
Bill	06/11/2018	180611	IPFS Corporation	Account # TX...	2221 · Vendors			5,026.93
Bill	06/11/2018	180611	IPFS Corporation	quote 11 - Ju...	2221 · Vendors	251.35		5,278.28
Bill	06/25/2018	180625	IPFS Corporation	Account # TX...	2221 · Vendors			5,278.28
Bill	07/01/2018	07/18-...	BXS Insurance Serv...	07/18-06/19 P...	2221 · Vendors	63,279.86		68,558.14
General Journal	07/02/2018	180701		1/12 general li...	924 · Insurance		5,273.34	63,284.80
General Journal	08/01/2018	180801		2/12 general li...	924 · Insurance		5,273.32	58,011.48
General Journal	08/20/2018	18082...		Check Numb...	1107 · Checkin...		5,026.93	52,984.55
General Journal	08/28/2018	18082...		Check Numb...	1107 · Checkin...		251.35	52,733.20
General Journal	09/01/2018	180901		3/12 general li...	924 · Insurance		5,273.32	47,459.88

Navitas Utility Corporation
General Ledger
As of December 31, 2018

Type	Date	Num	Name	Memo	Split	Debit	Credit	Balance
General Journal	10/01/2018	181001		4/12 general li...	924 · Insurance		5,273.32	42,186.56
General Journal	11/01/2018	181101		5/12 general li...	924 · Insurance		5,273.32	36,913.24
General Journal	12/01/2018	181201		6/12 general li...	924 · Insurance		5,273.32	31,639.92
Total 1403 · Insurance						68,558.14	61,797.31	31,639.92
1404 · License, permit, & membership								0.00
Total 1404 · License, permit, & membership								0.00
1405 · Prepaid OCC PUD Fee								0.00
Total 1405 · Prepaid OCC PUD Fee								0.00
1406 · Prepaid OCC Pipeline Safety Fee								0.00
Bill	05/30/2018	Q119 ...	Fort Cobb Fuel Auth...	Q119 Fee ass...	2221 · Vendors	897.89		897.89
Bill	05/30/2018	Q119 ...	Fort Cobb Fuel Auth...	Q119 Fee ass...	2221 · Vendors	897.89		1,795.78
Invoice	06/30/2018	1806F...	Fort Cobb Fuel Auth...	Q119 Fee ass...	1201 · From m...			1,795.78
Bill	07/01/2018	2019-...	Oklahoma Corporati...	pipeline safet...	2221 · Vendors	26,555.36		28,351.14
General Journal	07/01/2018	180701		1/12 pipeline ...	6445 · Safety ...		2,212.95	26,138.19
Invoice	07/31/2018	1807F...	Fort Cobb Fuel Auth...	1406 PrePaid...	1201 · From m...		897.89	25,240.30
Invoice	07/31/2018	1807F...	Fort Cobb Fuel Auth...	1406 PrePaid...	1201 · From m...		897.89	24,342.41
General Journal	08/01/2018	180801		2/12 pipeline ...	6445 · Safety ...		2,212.95	22,129.46
Bill	08/22/2018	Q219 ...	Fort Cobb Fuel Auth...	Q219 Fee ass...	2221 · Vendors	897.89		23,027.35
Bill	08/22/2018	Q219 ...	Fort Cobb Fuel Auth...	Q219 Fee ass...	2221 · Vendors	897.89		23,925.24
Invoice	08/31/2018	1808F...	Fort Cobb Fuel Auth...	1406 PrePaid...	1201 · From m...		897.89	23,027.35
Invoice	08/31/2018	1808F...	Fort Cobb Fuel Auth...	1406 PrePaid...	1201 · From m...		897.89	22,129.46
General Journal	09/01/2018	180901		3/12 pipeline ...	6445 · Safety ...		2,212.95	19,916.51
Invoice	09/30/2018	1809F...	Fort Cobb Fuel Auth...		1201 · From m...	0.00		19,916.51
General Journal	10/01/2018	181001		4/12 pipeline ...	6445 · Safety ...		2,212.95	17,703.56
General Journal	11/01/2018	181101		5/12 pipeline ...	6445 · Safety ...		2,212.95	15,490.61
Bill	11/27/2018	Q319 ...	Fort Cobb Fuel Auth...	Q319 Fee ass...	2221 · Vendors	897.89		16,388.50
Bill	11/27/2018	Q319 ...	Fort Cobb Fuel Auth...	Q319 Fee ass...	2221 · Vendors	897.89		17,286.39
Invoice	11/30/2018	1811F...	Fort Cobb Fuel Auth...	Q319 Fee ass...	1201 · From m...		897.89	16,388.50
Invoice	11/30/2018	1811F...	Fort Cobb Fuel Auth...	Fee assessm...	1201 · From m...		897.89	15,490.61
General Journal	12/01/2018	181201		6/12 pipeline ...	6445 · Safety ...		2,212.95	13,277.66
Total 1406 · Prepaid OCC Pipeline Safety Fee						31,942.70	18,665.04	13,277.66

Navitas Utility Corporation
General Ledger
As of December 31, 2018

Type	Date	Num	Name	Memo	Split	Debit	Credit	Balance
1407 · Hull Insurance								7,916.66
General Journal	01/09/2018	180109		Portion of Ins...	924 · Insurance		791.67	7,124.99
General Journal	02/09/2018	180209		Portion of Ins...	924 · Insurance		791.67	6,333.32
General Journal	03/09/2018	180309		Portion of Ins...	924 · Insurance		791.67	5,541.65
General Journal	04/09/2018	180409		Portion of Ins...	924 · Insurance		791.67	4,749.98
General Journal	05/09/2018	180509		Portion of Ins...	924 · Insurance		791.67	3,958.31
General Journal	06/09/2018	180609		Portion of Ins...	924 · Insurance		791.67	3,166.64
General Journal	07/09/2018	180709		Portion of Ins...	924 · Insurance		791.67	2,374.97
General Journal	08/09/2018	180809		Portion of Ins...	924 · Insurance		791.67	1,583.30
General Journal	09/09/2018	180909		Portion of Ins...	924 · Insurance		791.63	791.67
General Journal	10/09/2018	181009		Portion of Ins...	924 · Insurance		791.67	0.00
Total 1407 · Hull Insurance						0.00	7,916.66	0.00
1408 · Prepaid Expense								0.00
Bill	01/01/2018	157	Tri-Star Energy Con...	January 2018 ...	2221 · Vendors	4,008.00		4,008.00
Bill	01/01/2018	157	Tri-Star Energy Con...	February 201...	2221 · Vendors	4,008.00		8,016.00
Bill	01/01/2018	34	LMJ Industries	January 2018 ...	2221 · Vendors	1,000.00		9,016.00
Bill	01/01/2018	34	LMJ Industries	February 201...	2221 · Vendors	1,000.00		10,016.00
Bill	01/04/2018	180104	A New Energy LLC	OK General J...	2221 · Vendors	2,083.33		12,099.33
Bill	01/04/2018	180104	A New Energy LLC	OK General F...	2221 · Vendors	2,083.33		14,182.66
General Journal	01/31/2018	180101		Expense Jan ...	-SPLIT-		4,008.00	10,174.66
General Journal	01/31/2018	180101		Expense Jan ...	1408 · Prepaid...		1,000.00	9,174.66
General Journal	01/31/2018	180101		Expense Jan ...	1408 · Prepaid...		2,083.33	7,091.33
Bill	01/31/2018	35273...	Continental Industrie...	acknowledgm...	2221 · Vendors	4,893.60		11,984.93
Bill	02/01/2018	35	LMJ Industries	March 2018 A...	2221 · Vendors	1,000.00		12,984.93
Bill	02/01/2018	35	LMJ Industries	April 2018 Ac...	2221 · Vendors	1,000.00		13,984.93
Bill	02/01/2018	158	Tri-Star Energy Con...	March 2018 C...	2221 · Vendors	4,008.00		17,992.93
Bill	02/01/2018	158	Tri-Star Energy Con...	April 2018 Co...	2221 · Vendors	4,008.00		22,000.93
General Journal	02/01/2018	180201		Expense Feb ...	-SPLIT-		4,008.00	17,992.93
General Journal	02/01/2018	180201		Expense Feb ...	1408 · Prepaid...		1,000.00	16,992.93
General Journal	02/01/2018	180201		Expense Feb ...	1408 · Prepaid...		2,083.33	14,909.60
Bill	02/05/2018	180205	A New Energy LLC	OK General ...	2221 · Vendors	2,083.33		16,992.93
Bill	02/05/2018	180205	A New Energy LLC	OK General A...	2221 · Vendors	2,083.33		19,076.26
General Journal	03/01/2018	180301		Expense Mar ...	-SPLIT-		4,008.00	15,068.26
General Journal	03/01/2018	180301		Expense Mar ...	1408 · Prepaid...		1,000.00	14,068.26
General Journal	03/01/2018	180301		Expense Mar ...	1408 · Prepaid...		2,083.33	11,984.93
Bill	03/01/2018	159	Tri-Star Energy Con...	May 2018 Co...	2221 · Vendors	4,008.00		15,992.93
Bill	03/01/2018	36	LMJ Industries	May 2018 Ac...	2221 · Vendors	1,000.00		16,992.93
Bill	03/05/2018	180312	A New Energy LLC	OK General F...	2221 · Vendors	2,083.33		19,076.26
Bill	03/05/2018	180312	A New Energy LLC	OK General F...	2221 · Vendors	2,083.33		21,159.59
Bill	04/01/2018	RTN037	LMJ Industries	June 2018 Ac...	2221 · Vendors	1,000.00		22,159.59
Bill	04/01/2018	RTN160	Tri-Star Energy Con...	June 2018 Co...	2221 · Vendors	4,008.00		26,167.59
General Journal	04/01/2018	180401		Expense Apr ...	-SPLIT-		4,008.00	22,159.59
General Journal	04/01/2018	180401		Expense Apr ...	1408 · Prepaid...		1,000.00	21,159.59
General Journal	04/01/2018	180401		Expense Apr ...	1408 · Prepaid...		2,083.33	19,076.26
Bill	04/05/2018	180409	A New Energy LLC	OK General ...	2221 · Vendors	2,083.33		21,159.59
Bill	04/05/2018	180409	A New Energy LLC	OK General ...	2221 · Vendors	2,083.33		23,242.92
General Journal	05/01/2018	180501		Expense May ...	-SPLIT-		4,008.00	19,234.92

Navitas Utility Corporation
General Ledger
As of December 31, 2018

Type	Date	Num	Name	Memo	Split	Debit	Credit	Balance
General Journal	05/01/2018	180501		Expense May ...	1408 · Prepaid...		1,000.00	18,234.92
General Journal	05/01/2018	180501		Expense May ...	1408 · Prepaid...		2,083.33	16,151.59
Bill	05/01/2018	RTN1...	Tri-Star Energy Con...	July 2018 Co...	2221 · Vendors	4,008.00		20,159.59
Bill	05/01/2018	RTN1...	LMJ Industries	July 2018 Acq...	2221 · Vendors	1,000.00		21,159.59
Bill	05/01/2018	180501	A New Energy LLC	OK General A...	2221 · Vendors	2,083.33		23,242.92
General Journal	05/05/2018	18050...		Continental In...	2221 · Vendors		1,100.90	22,142.02
General Journal	05/11/2018	18051...		Continental In...	2221 · Vendors		1,802.77	20,339.25
General Journal	06/01/2018	180601		Expense June...	-SPLIT-		4,008.00	16,331.25
General Journal	06/01/2018	180601		Expense June...	1408 · Prepaid...		1,000.00	15,331.25
General Journal	06/01/2018	180601		Expense June...	1408 · Prepaid...		2,083.33	13,247.92
Bill	06/01/2018	180601	A New Energy LLC	OK General ...	2221 · Vendors	2,083.33		15,331.25
General Journal	07/01/2018	180701		Expense July ...	-SPLIT-		4,008.00	11,323.25
General Journal	07/01/2018	180701		Expense July ...	1408 · Prepaid...		1,000.00	10,323.25
General Journal	07/01/2018	180701		Expense July ...	1408 · Prepaid...		2,083.33	8,239.92
General Journal	08/01/2018	180801		Aug Expense ...	-SPLIT-		4,008.00	4,231.92
General Journal	08/01/2018	180801		Aug Expense ...	1408 · Prepaid...		1,000.00	3,231.92
General Journal	08/01/2018	180801		Aug Expense ...	1408 · Prepaid...		2,083.33	1,148.59
Credit	08/22/2018	180511	Continental Industrie...	Supplies for E...	2221 · Vendors		1,989.93	-841.34
Bill	08/29/2018	RTN1...	LMJ Industries	as detailed in ...	2221 · Vendors	1,000.00		158.66
Bill	08/29/2018	RTN1...	Tri-Star Energy Con...	August 2018 ...	2221 · Vendors	4,008.00		4,166.66
Bill	09/29/2018	RTN1...	LMJ Industries	as detailed in ...	2221 · Vendors	1,000.00		5,166.66
Bill	09/29/2018	RTN1...	Tri-Star Energy Con...	Sep 2018 Co...	2221 · Vendors	4,008.00		9,174.66
General Journal	09/30/2018	180930		Expense Tri-...	-SPLIT-		4,008.00	5,166.66
General Journal	09/30/2018	180930		Expense LMJ ...	1408 · Prepaid...		1,000.00	4,166.66
General Journal	09/30/2018	180930		Expense A N...	1408 · Prepaid...		2,083.33	2,083.33
Bill	10/29/2018	RTN1...	LMJ Industries	as detailed in ...	2221 · Vendors	1,000.00		3,083.33
Bill	10/29/2018	RTN1...	Tri-Star Energy Con...	Oct 2018 Con...	2221 · Vendors	4,008.00		7,091.33
General Journal	10/30/2018	181030		Expense Tri-...	-SPLIT-		4,008.00	3,083.33
General Journal	10/30/2018	181030		Expense LMJ ...	1408 · Prepaid...		1,000.00	2,083.33
General Journal	10/30/2018	181030		Expense A N...	1408 · Prepaid...		2,083.33	0.00
Bill	11/21/2018	RTN1...	LMJ Industries	as detailed in ...	2221 · Vendors	2,000.00		2,000.00
Bill	11/26/2018	RTN1...	LMJ Industries	as detailed in ...	2221 · Vendors	2,000.00		4,000.00
Bill	11/26/2018	RTN1...	Tri-Star Energy Con...	Nov-Dec 201...	2221 · Vendors	8,016.00		12,016.00
General Journal	11/30/2018	181130		Expense Tri-...	-SPLIT-		4,008.00	8,008.00
General Journal	11/30/2018	181130		Expense LMJ ...	1408 · Prepaid...		1,000.00	7,008.00
General Journal	11/30/2018	181130		Expense A N...	1408 · Prepaid...		2,083.33	4,924.67
Bill	11/30/2018	181130	A New Energy LLC	OK General	2221 · Vendors	4,166.66		9,091.33
Bill	12/21/2018	RTN1...	Tri-Star Energy Con...	Jan-Feb 2019...	2221 · Vendors	8,016.00		17,107.33
Bill	12/31/2018	181231	A New Energy LLC	OK General	2221 · Vendors	4,166.66		21,273.99
General Journal	12/31/2018	181231		Expense Tri-...	-SPLIT-		4,008.00	17,265.99
General Journal	12/31/2018	181231		Expense LMJ ...	1408 · Prepaid...		1,000.00	16,265.99
General Journal	12/31/2018	181231		Expense A N...	1408 · Prepaid...		2,083.33	14,182.66
Total 1408 · Prepaid Expense						104,172.22	89,989.56	14,182.66

Navitas Utility Corporation
General Ledger
As of December 31, 2018

Type	Date	Num	Name	Memo	Split	Debit	Credit	Balance
1499 · Contracted transportation								313,186.18
Bill	01/09/2018	0192-...	DeBritton Aviation Ltd.	Entry door wi...	2221 · Vendors	15,948.02		329,134.20
Bill	01/31/2018	1801N...	Navitas 1, LLC	Accruable us...	2221 · Vendors	10,080.00		339,214.20
Bill	02/28/2018	1802N...	Navitas 1, LLC	Accruable us...	2221 · Vendors	10,080.00		349,294.20
General Journal	02/28/2018	180228		Accruable us...	6241 · Contrac...		7,560.00	341,734.20
Bill	03/31/2018	1803N...	Navitas 1, LLC	Accruable us...	2221 · Vendors	10,080.00		351,814.20
Bill	04/30/2018	1804N...	Navitas 1, LLC	Accruable us...	2221 · Vendors	10,080.00		361,894.20
Bill	05/31/2018	1805N...	Navitas 1, LLC	Accruable us...	2221 · Vendors	10,080.00		371,974.20
Bill	06/30/2018	1806N...	Navitas 1, LLC	Accruable us...	2221 · Vendors	10,080.00		382,054.20
Bill	07/31/2018	1807N...	Navitas 1, LLC	Accruable us...	2221 · Vendors	10,080.00		392,134.20
Bill	08/31/2018	1808N...	Navitas 1, LLC	Accruable us...	2221 · Vendors	10,080.00		402,214.20
Bill	09/30/2018	1809N...	Navitas 1, LLC	Accruable us...	2221 · Vendors	10,080.00		412,294.20
Bill	10/31/2018	1810N...	Navitas 1, LLC	Accruable us...	2221 · Vendors	10,080.00		422,374.20
Bill	11/30/2018	1811N...	Navitas 1, LLC	Accruable us...	2221 · Vendors	10,080.00		432,454.20
Bill	12/31/2018	1812N...	Navitas 1, LLC	Accruable us...	2221 · Vendors	10,080.00		442,534.20
General Journal	12/31/2018	181231		Write off Navi...	904 · Bad Debt		442,534.20	0.00
Total 1499 · Contracted transportation						136,908.02	450,094.20	0.00
1400 · Prepaids - Other								0.00
Total 1400 · Prepaids - Other								0.00
Total 1400 · Prepaids						341,581.08	631,923.77	71,255.24
1500 · CIEB								0.00
1501 · Costs in excess of billing								0.00
Total 1501 · Costs in excess of billing								0.00
1500 · CIEB - Other								0.00
Total 1500 · CIEB - Other								0.00
Total 1500 · CIEB								0.00
1599 · Undeposited Funds								0.00
Total 1599 · Undeposited Funds								0.00
1600 · P and E								614,957.61
1601 · Autos and pickups								639,243.61
Bill	02/09/2018	180209	Mike Hellack Chevro...	2018 Chevy S...	2221 · Vendors	34,868.00		674,111.61
General Journal	04/06/2018	180406		Transfer of '0...	1651 · A/D - A...		25,100.00	649,011.61
General Journal	04/26/2018	180426		Transfer of '0...	1651 · A/D - A...		23,982.00	625,029.61
General Journal	07/02/2018	180702		Transfer of '0...	1651 · A/D - A...		23,975.00	601,054.61
General Journal	07/02/2018	180702		Transfer of '0...	1651 · A/D - A...		23,982.00	577,072.61
Bill	10/25/2018	191025	Wheeler Chevrolet, I...	2018 Chevy S...	2221 · Vendors	33,990.00		611,062.61
Total 1601 · Autos and pickups						68,858.00	97,039.00	611,062.61

Navitas Utility Corporation
General Ledger
As of December 31, 2018

Type	Date	Num	Name	Memo	Split	Debit	Credit	Balance
1602 · Trucks								64,419.00
Bill	02/08/2018	180208	England Ford Inc	2017 Ford F-2...	2221 · Vendors	48,978.00		113,397.00
Bill	07/31/2018	180731	England Ford Inc	2018 Ford F-2...	2221 · Vendors	72,964.00		186,361.00
Bill	09/01/2018	180901	England Ford Inc	2018 Ford F-5...	2221 · Vendors	54,267.88		240,628.88
Total 1602 · Trucks						176,209.88	0.00	240,628.88
1603 · Heavy equipment								215,642.47
Total 1603 · Heavy equipment								215,642.47
1604 · Tools and equipment								161,831.97
Bill	01/15/2018	11077...	Isco Industries, LLC	Squeeze Tool	2221 · Vendors	1,104.80		162,936.77
Bill	02/12/2018	11078...	Isco Industries, LLC	Squeeze off t...	2221 · Vendors	335.11		163,271.88
Bill	02/14/2018	11078...	Isco Industries, LLC	Squeeze off t...	2221 · Vendors	334.87		163,606.75
Bill	02/28/2018	56618...	Praxair Distribution I...	(1) MIG Weld...	2221 · Vendors	3,056.69		166,663.44
Bill	04/19/2018	03682	Jensen Tractor Ranch	Terra Force E...	2221 · Vendors	1,788.23		168,451.67
Credit Card Charge	06/07/2018	180607	921 Office Supplies	Wall rack CM	2295 · Colin R...	499.84		168,951.51
Credit Card Charge	08/23/2018	180823	1604 Tools And Equ...	GENERATO...	2285 · Jeff Fog...	1,087.91		170,039.42
Bill	09/14/2018	33198	Keystone-Beard Eq...	tools & equip...	2221 · Vendors	4,949.61		174,989.03
Total 1604 · Tools and equipment						13,157.06	0.00	174,989.03
1605 · Office equipment								151,357.26
Credit Card Charge	01/02/2018	180118	1605 Office equipm...	HP LaserJet ...	2291 · Ross M...	469.00		151,826.26
Credit Card Charge	01/17/2018	180117	Dell	Dell XPS 27 - ...	2299 · Dell Re...	2,710.04		154,536.30
Credit Card Charge	01/19/2018	180119	Dell	Latitude 14 R...	2299 · Dell Re...	2,844.01		157,380.31
Credit Card Charge	01/26/2018	180209	1605 Office equipm...	Linksys Busin...	2291 · Ross M...	304.69		157,685.00
Credit Card Charge	02/19/2018	180219	1605 Office equipm...	(3) Samsng 8...	2291 · Ross M...	586.40		158,271.40
Credit Card Charge	03/07/2018	180309	1605 Office equipm...	HP LaserJet ...	2291 · Ross M...	460.09		158,731.49
Credit Card Charge	03/09/2018	180309	1605 Office equipm...	Cisco SG200-...	2291 · Ross M...	759.09		159,490.58
Credit Card Charge	03/09/2018	180309	1605 Office equipm...	Cisco RV243 ...	2291 · Ross M...	379.17		159,869.75
Credit Card Charge	03/12/2018	180320	1605 Office equipm...	(4) Logitech ...	2291 · Ross M...	230.37		160,100.12
Credit Card Charge	08/22/2018	180823	Dell	Vostro NBK, ...	2299 · Dell Re...	940.08		161,040.20
Credit Card Charge	08/28/2018	180828	Dell	OptiPlex 5060...	2299 · Dell Re...	1,590.32		162,630.52
Credit Card Charge	09/06/2018	180906	Dell	Dell Monitors(...	2299 · Dell Re...	657.94		163,288.46
Credit Card Charge	09/21/2018	180921	921 Office Supplies	Printer for Hollis	2291 · Ross M...	757.69		164,046.15
Credit Card Charge	09/26/2018	180926	921 Office Supplies	Desktop for C...	2291 · Ross M...	278.65		164,324.80
Credit Card Charge	10/03/2018	181003	921 Office Supplies	Printer for Eakly	2291 · Ross M...	761.91		165,086.71
Credit Card Charge	12/03/2018	181203	874 Mains & Services	Sam's Club - I...	2294 · Chris Cr...	1,386.63		166,473.34
Credit Card Charge	12/21/2018	181221	Dell	Dell laptop In...	2299 · Dell Re...	1,020.86		167,494.20
General Journal	12/31/2018	181231		W/Off Printer ...	1651 · A/D - A...		3,699.85	163,794.35
Total 1605 · Office equipment						16,136.94	3,699.85	163,794.35
1606 · Leasehold improvements								0.00
Total 1606 · Leasehold improvements								0.00

Navitas Utility Corporation
General Ledger
As of December 31, 2018

Type	Date	Num	Name	Memo	Split	Debit	Credit	Balance
1607 · Meters and regulators								726,813.14
Bill	01/23/2018	5599	B & B Meter Service	(1) Dresser 5...	2221 · Vendors	2,921.75		729,734.89
General Journal	01/31/2018	180131		4,329 Meters	-SPLIT-	1,548.00		731,282.89
Bill	02/08/2018	5617	B & B Meter Service	(1) Regulator ...	2221 · Vendors	1,125.46		732,408.35
Bill	02/28/2018	5652	B & B Meter Service	(1) Dresser R...	2221 · Vendors	3,296.32		735,704.67
General Journal	02/28/2018	180228		4,331 Meters	-SPLIT-	1,548.00		737,252.67
Bill	03/16/2018	22337	Koons Gas Measure...	(2) Mooney Fl...	2221 · Vendors	8,247.29		745,499.96
Bill	03/30/2018	5695	B & B Meter Service	(1) Meter Rep...	2221 · Vendors	960.64		746,460.60
General Journal	03/31/2018	180331		4,326 Meters	-SPLIT-	1,548.00		748,008.60
General Journal	04/30/2018	180430		4,326 Meters	-SPLIT-	1,548.00		749,556.60
Bill	05/29/2018	S1809...	Equipment Controls ...	2 Regulators f...	2221 · Vendors	4,851.30		754,407.90
General Journal	05/30/2018	180530		4,326 Meters	-SPLIT-	1,548.00		755,955.90
Bill	06/15/2018	5796	B & B Meter Service	(20) LT Rad Bar	2221 · Vendors	166.00		756,121.90
Bill	06/15/2018	5797	B & B Meter Service	(100) Meters -...	2221 · Vendors	10,200.00		766,321.90
General Journal	06/30/2018	180630		4,326 Meters	-SPLIT-	1,548.00		767,869.90
Bill	07/02/2018	5244 ...	Mercury Instruments...	(1) 40-2572-m...	2221 · Vendors	544.79		768,414.69
Bill	07/02/2018	5244 ...	Mercury Instruments...	(1) 20-9054X-...	2221 · Vendors	311.86		768,726.55
Bill	07/02/2018	5244 ...	Mercury Instruments...	(2) 40-2583-KIT	2221 · Vendors	347.45		769,074.00
Bill	07/02/2018	5244 ...	Mercury Instruments...	(2) 40-2625-KIT	2221 · Vendors	185.24		769,259.24
Bill	07/02/2018	5244 ...	Mercury Instruments...	(3) MMXUMB	2221 · Vendors	5,468.34		774,727.58
Bill	07/21/2018	5245 ...	Mercury Instruments...	(10) 40-2733-...	2221 · Vendors	333.27		775,060.85
General Journal	07/30/2018	180730		4,326 Meters	-SPLIT-	1,548.00		776,608.85
General Journal	08/30/2018	180830		4,326 Meters	-SPLIT-	1,548.00		778,156.85
General Journal	09/30/2018	180930		4,326 Meters	-SPLIT-	1,548.00		779,704.85
Bill	10/05/2018	S1809...	Equipment Controls ...	2 Regulators f...	2221 · Vendors	134.31		779,839.16
Bill	10/16/2018	S1900...	Equipment Controls ...	2 Regulators f...	2221 · Vendors	6,478.52		786,317.68
Bill	10/23/2018	23331	Koons Gas Measure...	multiple Regu...	2221 · Vendors	7,800.05		794,117.73
General Journal	10/30/2018	181030		4,326 Meters	-SPLIT-	1,548.00		795,665.73
General Journal	11/30/2018	181130		4,326 Meters	-SPLIT-	1,548.00		797,213.73
Bill	12/18/2018	S1900...	Equipment Controls ...	2 Regulators f...	2221 · Vendors	0.00		797,213.73
General Journal	12/30/2018	181230		4,326 Meters	-SPLIT-	1,548.00		798,761.73
Total 1607 · Meters and regulators						71,948.59	0.00	798,761.73

Navitas Utility Corporation
General Ledger
As of December 31, 2018

Type	Date	Num	Name	Memo	Split	Debit	Credit	Balance
1651 · A/D - Autos & pickups								-439,034.29
General Journal	01/31/2018	180131			-SPLIT-		3,723.05	-442,757.34
General Journal	02/28/2018	180228			-SPLIT-		4,138.15	-446,895.49
General Journal	03/31/2018	180331			-SPLIT-		4,138.15	-451,033.64
General Journal	04/06/2018	180406		Transfer of '0...	1601 · Autos a...	25,100.00		-425,933.64
General Journal	04/26/2018	180426		Transfer of '0...	1601 · Autos a...	23,982.00		-401,951.64
General Journal	04/30/2018	180430			-SPLIT-		4,138.15	-406,089.79
General Journal	05/31/2018	180531			-SPLIT-		4,147.10	-410,236.89
General Journal	06/30/2018	180630			-SPLIT-		4,138.15	-414,375.04
General Journal	07/02/2018	180702		Transfer of '0...	1601 · Autos a...	23,975.00		-390,400.04
General Journal	07/02/2018	180702		Transfer of '0...	1601 · Autos a...	23,982.00		-366,418.04
General Journal	07/31/2018	180731			-SPLIT-		4,138.14	-370,556.18
General Journal	08/31/2018	180831			-SPLIT-		4,138.15	-374,694.33
General Journal	09/30/2018	180930			-SPLIT-		4,138.15	-378,832.48
General Journal	10/31/2018	181031			-SPLIT-		4,138.14	-382,970.62
General Journal	11/30/2018	181130			-SPLIT-		4,034.46	-387,005.08
General Journal	12/31/2018	181231			-SPLIT-		4,034.46	-391,039.54
General Journal	12/31/2018	181231			-SPLIT-	0.00		-391,039.54
Total 1651 · A/D - Autos & pickups						97,039.00	49,044.25	-391,039.54
1652 · A/D - Trucks								-64,419.00
General Journal	01/31/2018	180131			1651 · A/D - A...	0.00		-64,419.00
General Journal	02/28/2018	180228			1651 · A/D - A...		583.07	-65,002.07
General Journal	03/31/2018	180331			1651 · A/D - A...		583.07	-65,585.14
General Journal	04/30/2018	180430			1651 · A/D - A...		583.07	-66,168.21
General Journal	05/31/2018	180531			1651 · A/D - A...		583.08	-66,751.29
General Journal	06/30/2018	180630			1651 · A/D - A...		1,451.69	-68,202.98
General Journal	07/31/2018	180731			1651 · A/D - A...		1,451.68	-69,654.66
General Journal	08/31/2018	180831			1651 · A/D - A...		1,451.69	-71,106.35
General Journal	09/30/2018	180930			1651 · A/D - A...		2,097.74	-73,204.09
General Journal	10/31/2018	181031			1651 · A/D - A...		2,097.73	-75,301.82
General Journal	11/30/2018	181130			1651 · A/D - A...		2,097.74	-77,399.56
General Journal	12/31/2018	181231			1651 · A/D - A...		2,097.74	-79,497.30
General Journal	12/31/2018	181231			1651 · A/D - A...	0.00		-79,497.30
Total 1652 · A/D - Trucks						0.00	15,078.30	-79,497.30

Navitas Utility Corporation
General Ledger
As of December 31, 2018

Type	Date	Num	Name	Memo	Split	Debit	Credit	Balance
1653 · A/D - Heavy equipment								-138,681.89
General Journal	01/31/2018	180131			1651 · A/D - A...		1,200.44	-139,882.33
General Journal	02/28/2018	180228			1651 · A/D - A...		1,200.44	-141,082.77
General Journal	03/31/2018	180331			1651 · A/D - A...		1,200.44	-142,283.21
General Journal	04/30/2018	180430			1651 · A/D - A...		1,200.68	-143,483.89
General Journal	05/31/2018	180531			1651 · A/D - A...		1,206.61	-144,690.50
General Journal	06/30/2018	180630			1651 · A/D - A...		1,200.68	-145,891.18
General Journal	07/31/2018	180731			1651 · A/D - A...		1,200.67	-147,091.85
General Journal	08/31/2018	180831			1651 · A/D - A...		1,200.68	-148,292.53
General Journal	09/30/2018	180930			1651 · A/D - A...		1,200.68	-149,493.21
General Journal	10/31/2018	181031			1651 · A/D - A...		1,200.67	-150,693.88
General Journal	11/30/2018	181130			1651 · A/D - A...		1,200.68	-151,894.56
General Journal	12/31/2018	181231			1651 · A/D - A...		1,200.68	-153,095.24
General Journal	12/31/2018	181231			1651 · A/D - A...	0.00		-153,095.24
Total 1653 · A/D - Heavy equipment						0.00	14,413.35	-153,095.24
1654 · A/D - Tools & equipment								-140,872.56
General Journal	01/31/2018	180131			1651 · A/D - A...		909.06	-141,781.62
General Journal	02/28/2018	180228			1651 · A/D - A...		959.61	-142,741.23
General Journal	03/31/2018	180331			1651 · A/D - A...		924.03	-143,665.26
General Journal	04/30/2018	180430			1651 · A/D - A...		924.05	-144,589.31
General Journal	05/31/2018	180531			1651 · A/D - A...		814.44	-145,403.75
General Journal	06/30/2018	180630			1651 · A/D - A...		915.08	-146,318.83
General Journal	07/31/2018	180731			1651 · A/D - A...		866.89	-147,185.72
General Journal	08/31/2018	180831			1651 · A/D - A...		866.89	-148,052.61
General Journal	09/30/2018	180930			1651 · A/D - A...		878.51	-148,931.12
General Journal	10/31/2018	181031			1651 · A/D - A...		978.28	-149,909.40
General Journal	11/30/2018	181130			1651 · A/D - A...		981.06	-150,890.46
General Journal	12/31/2018	181231			1651 · A/D - A...		981.06	-151,871.52
General Journal	12/31/2018	181231			1651 · A/D - A...	0.00		-151,871.52
Total 1654 · A/D - Tools & equipment						0.00	10,998.96	-151,871.52

Navitas Utility Corporation
General Ledger
As of December 31, 2018

Type	Date	Num	Name	Memo	Split	Debit	Credit	Balance
1655 · A/D - Office equipment								-134,988.79
General Journal	01/31/2018	180131			1651 · A/D - A...		1,207.77	-136,196.56
General Journal	02/28/2018	180228			1651 · A/D - A...		1,211.80	-137,408.36
General Journal	03/31/2018	180331			1651 · A/D - A...		853.89	-138,262.25
General Journal	04/30/2018	180430			1651 · A/D - A...		773.66	-139,035.91
General Journal	05/31/2018	180531			1651 · A/D - A...		687.67	-139,723.58
General Journal	06/30/2018	180630			1651 · A/D - A...		736.44	-140,460.02
General Journal	07/31/2018	180731			1651 · A/D - A...		720.70	-141,180.72
General Journal	08/31/2018	180831			1651 · A/D - A...		720.62	-141,901.34
General Journal	09/30/2018	180930			1651 · A/D - A...		777.44	-142,678.78
General Journal	10/31/2018	181031			1651 · A/D - A...		792.71	-143,471.49
General Journal	11/30/2018	181130			1651 · A/D - A...		786.43	-144,257.92
General Journal	12/31/2018	181231			1651 · A/D - A...		1,382.15	-145,640.07
General Journal	12/31/2018	181231		W/Off Printer ...	1651 · A/D - A...	3,699.85		-141,940.22
Total 1655 · A/D - Office equipment						3,699.85	10,651.28	-141,940.22
1656 · A/D - Leasehold improvements								0.00
Total 1656 · A/D - Leasehold improvements								0.00
1657 · A/D - Meters & regulators								-426,353.31
General Journal	01/31/2018	180131			1651 · A/D - A...		4,919.80	-431,273.11
General Journal	02/28/2018	180228			1651 · A/D - A...		4,961.13	-436,234.24
General Journal	03/31/2018	180331			1651 · A/D - A...		5,042.34	-441,276.58
General Journal	04/30/2018	180430			1651 · A/D - A...		5,046.83	-446,323.41
General Journal	05/31/2018	180531			1651 · A/D - A...		5,051.76	-451,375.17
General Journal	06/30/2018	180630			1651 · A/D - A...		5,014.13	-456,389.30
General Journal	07/31/2018	180731			1651 · A/D - A...		5,224.42	-461,613.72
General Journal	08/31/2018	180831			1651 · A/D - A...		5,156.70	-466,770.42
General Journal	09/30/2018	180930			1651 · A/D - A...		5,152.09	-471,922.51
General Journal	10/31/2018	181031			1651 · A/D - A...		5,285.12	-477,207.63
General Journal	11/30/2018	181130			1651 · A/D - A...		5,298.01	-482,505.64
General Journal	12/31/2018	181231			1651 · A/D - A...		5,310.91	-487,816.55
General Journal	12/31/2018	181231			1651 · A/D - A...	0.00		-487,816.55
Total 1657 · A/D - Meters & regulators						0.00	61,463.24	-487,816.55
1600 · P and E - Other								0.00
Total 1600 · P and E - Other								0.00
Total 1600 · P and E						447,049.32	262,388.23	799,618.70
1700 · F/A								0.00
Total 1700 · F/A								0.00
1800 · OLTA								162,355.80
1801 · Organizational costs								11,911.50
Total 1801 · Organizational costs								11,911.50

Navitas Utility Corporation
General Ledger
As of December 31, 2018

Type	Date	Num	Name	Memo	Split	Debit	Credit	Balance
1802 · Investment in - NALLC								152,229.25
General Journal	12/31/2018	171231		15% of NALL...	417 · Revenue...	85,065.00		237,294.25
Total 1802 · Investment in - NALLC						85,065.00	0.00	237,294.25
1803 · Investment In - Nav Comm								8,884.15
Credit Card Charge	01/11/2018	180209	1605 Office equipm...	Honda genera...	2282 · Thomas...	1,303.74		10,187.89
General Journal	04/16/2018	180416		Investment in ...	1107 · Checkin...	130,000.00		140,187.89
General Journal	04/18/2018	180418		Return Invest...	1107 · Checkin...		130,000.00	10,187.89
General Journal	06/30/2018	180630		Acquire '74 B...	2000 · Acquisit...	20,000.00		30,187.89
General Journal	06/30/2018	180630		Simulator Plat...	2000 · Acquisit...	4,401.01		34,588.90
General Journal	12/31/2018	171231		NCOMM 201...	417 · Revenue...	20,647.00		55,235.90
Total 1803 · Investment In - Nav Comm						176,351.75	130,000.00	55,235.90
1804 · Employee Loan								1,242.40
1804-JS -Jerod Shaw								1,242.40
Bill	01/08/2018	18010...	ADP	Jerod Shaw r...	2221 · Vendors		50.00	1,192.40
Bill	01/24/2018	18012...	ADP	Jerod Shaw r...	2221 · Vendors		50.00	1,142.40
Bill	02/05/2018	18020...	ADP	Jerod Shaw r...	2221 · Vendors		50.00	1,092.40
Bill	02/19/2018	18022...	ADP	Jerod Shaw r...	2221 · Vendors		50.00	1,042.40
Bill	03/05/2018	18030...	ADP	Jerod Shaw r...	2221 · Vendors		50.00	992.40
Bill	03/21/2018	18032...	ADP	Jerod Shaw r...	2221 · Vendors		50.00	942.40
Bill	04/02/2018	18040...	ADP	Jerod Shaw r...	2221 · Vendors		50.00	892.40
Bill	04/18/2018	18041...	ADP	Jerod Shaw r...	2221 · Vendors		50.00	842.40
Bill	05/02/2018	18050...	ADP	Jerod Shaw r...	2221 · Vendors		50.00	792.40
Bill	05/12/2018	18051...	ADP	Jerod Shaw L...	2221 · Vendors		50.00	742.40
Bill	05/30/2018	18053...	ADP	Jerod Shaw L...	2221 · Vendors		50.00	692.40
Bill	06/11/2018	18061...	ADP	Jerod Shaw L...	2221 · Vendors		50.00	642.40
Bill	06/25/2018	18062...	ADP	Jerod Shaw L...	2221 · Vendors		50.00	592.40
Bill	07/09/2018	18070...	ADP	Jerod Shaw L...	2221 · Vendors		50.00	542.40
Bill	07/24/2018	18072...	ADP	Jerod Shaw L...	2221 · Vendors		542.40	0.00
Bill	12/21/2018	18122...	ADP	Biweekly / Fie...	2221 · Vendors			0.00
Total 1804-JS -Jerod Shaw						0.00	1,242.40	0.00
1804-BR · Bill Radford								0.00
Check	03/21/2018	7639	5100 Bill Radford	Employee Loan	1107 · Checkin...	786.60		786.60
Check	04/04/2018	7648	5100 Bill Radford	Employee Loan	1107 · Checkin...	786.60		1,573.20
Bill	05/12/2018	18051...	ADP	Radford Willia...	2221 · Vendors		50.00	1,523.20
Bill	07/09/2018	18070...	ADP	Radford Willia...	2221 · Vendors		50.00	1,473.20
Bill	08/31/2018	18083...	ADP	Radford Willia...	2221 · Vendors		1,158.56	314.64
Bill	08/31/2018	18083...	ADP	Radford Willia...	2221 · Vendors		314.64	0.00
Total 1804-BR · Bill Radford						1,573.20	1,573.20	0.00
1804 · Employee Loan - Other								0.00
Total 1804 · Employee Loan - Other								0.00
Total 1804 · Employee Loan						1,573.20	2,815.60	0.00

Navitas Utility Corporation
General Ledger
As of December 31, 2018

Type	Date	Num	Name	Memo	Split	Debit	Credit	Balance
1852 · A/D - Org costs								-11,911.50
Total 1852 · A/D - Org costs								-11,911.50
1800 · OLTA - Other								0.00
Total 1800 · OLTA - Other								0.00
Total 1800 · OLTA						262,989.95	132,815.60	292,530.15
1900 · Intangible assets								0.00
Total 1900 · Intangible assets								0.00
2000 · Acquisition clearing account								0.00
2001 · True-up - FCFA								0.00
Total 2001 · True-up - FCFA								0.00
2000 · Acquisition clearing account - Other								0.00
Credit Card Charge	03/29/2018	180418	1605 Office equipm...	Simulator Plat...	2282 · Thomas...	2,600.00		2,600.00
Bill	05/01/2018		Streetmaster, LLC	Acquire '74 B...	2221 · Vendors	10,000.00		12,600.00
Bill	05/01/2018	180501	TDH Construction	Acquire '74 B...	2221 · Vendors	10,000.00		22,600.00
Credit Card Charge	05/23/2018	180523	921 Office Supplies	Supplies for C...	2282 · Thomas...	1,484.22		24,084.22
Credit Card Charge	06/12/2018	180612	921 Office Supplies	Supplies for C...	2291 · Ross M...	316.79		24,401.01
General Journal	06/30/2018	180630		Acquire '74 B...	1803 · Investm...		20,000.00	4,401.01
General Journal	06/30/2018	180630		Simulator Plat...	1803 · Investm...		4,401.01	0.00
Bill	12/21/2018	181221	5100 Bruce Lynn	DRY WALL fo...	2221 · Vendors	300.00		300.00
Total 2000 · Acquisition clearing account - Other						24,701.01	24,401.01	300.00
Total 2000 · Acquisition clearing account						24,701.01	24,401.01	300.00
2200 · A/P								-927,459.05
2201 · Taxes								0.00
Total 2201 · Taxes								0.00
2221 · Vendors								-927,459.05
Bill	01/01/2018	157	Tri-Star Energy Con...		-SPLIT-		8,016.00	-935,475.05
Bill	01/01/2018	34	LMJ Industries		-SPLIT-		2,000.00	-937,475.05
Bill	01/01/2018	171229	Access Cable Televi...	Acct # 09-003...	921.16 · Office...		144.22	-937,619.27
Bill	01/01/2018		Opal Leach		931 · Rents		250.00	-937,869.27
Bill	01/01/2018		Volunteer Trenching		874.16 · Mains...		250.00	-938,119.27
Bill	01/01/2018	180103	Velma Public Works...		903.46 · Custo...		100.00	-938,219.27
Bill	01/01/2018	10192...	X Stream Services	Account 0023...	6120 · Comm ...		394.29	-938,613.56
Bill	01/01/2018	20549...	Sonitrol Orange Cou...	Customer # 3...	932 · Maintena...		141.15	-938,754.71
Bill	01/01/2018	180101	E & S Oil Company		921.46 · Office...		18.00	-938,772.71
Bill	01/01/2018	1801N...	Navitas Communica...		435 · Extraordi...		2,000.00	-940,772.71
Bill	01/01/2018	180101	American Interstate ...	Policy AVWC...	924 · Insurance		1,955.26	-942,727.97
Bill	01/01/2018	18-004	DeBritton Holdings, ...		931 · Rents		1,200.00	-943,927.97
Bill	01/01/2018	180105	Totah Communicati...	account # 7460	921.46 · Office...		291.34	-944,219.31
Bill	01/01/2018	2113	Full Spectrum Servi...		932 · Maintena...		200.00	-944,419.31
Bill	01/01/2018	180109	Jellico Electric & Wa...	Account # 00...	903.16 · Custo...		96.40	-944,515.71
Bill	01/01/2018	180109	First Volunteer Bank		6320 · Bank fees		21.50	-944,537.21

Navitas Utility Corporation
General Ledger
As of December 31, 2018

Type	Date	Num	Name	Memo	Split	Debit	Credit	Balance
Bill	01/01/2018	180108	Red River Valley Ru...	Account # 19...	855.46 · Other ...		38.38	-944,575.59
Bill	01/01/2018	180108	Motley Gin, Inc.	Account ID: N...	921.46 · Office...		237.78	-944,813.37
Bill	01/01/2018	180101	Time Warner Cable	Account # 84...	6120 · Comm ...		709.92	-945,523.29
Bill	01/01/2018	180108	Time Warner Cable	Account # 84...	6120 · Comm ...		290.56	-945,813.85
Bill	01/01/2018	18-016	DeBritton Aviation Ltd.		6241 · Contrac...		1,500.00	-947,313.85
Bill	01/01/2018	825 1...	Unifirst Holdings, In...		923.46 · Outsi...		32.70	-947,346.55
Bill	01/01/2018	833 1...	Unifirst Holdings, In...		923.46 · Outsi...		19.93	-947,366.48
Bill	01/01/2018	C0044...	United Healthcare	Customer # 4...	926 · Employe...		993.84	-948,360.32
Bill	01/01/2018	C0044...	United Healthcare	Customer # 5...	926 · Employe...		87.82	-948,448.14
Bill	01/01/2018	99505...	Airgas, Inc.		931 · Rents		164.54	-948,612.68
Bill	01/01/2018	130126	England Ford Inc	Cust # 1024	874.46 · Mains...		54.97	-948,667.65
Bill	01/01/2018	171120	Klint Alexander	October 2017	-SPLIT-		1,000.00	-949,667.65
Bill	01/01/2018	1081	Professional Compli...		925 · I/D - Safe...		175.00	-949,842.65
Bill	01/01/2018	171001	Klint Alexander	November 2017	-SPLIT-		1,000.00	-950,842.65
Bill	01/02/2018	2016, ...	Roger Grider	2016, 2017	-SPLIT-		1,130.00	-951,972.65
Bill Pmt -Check	01/02/2018	7182	Roger Grider	2016, 2017	1107 · Checkin...	1,130.00		-950,842.65
Bill	01/02/2018	180102	Green's Tire & Oil		-SPLIT-		498.41	-951,341.06
Bill	01/02/2018	180102	Mike's Garage		874.46 · Mains...		30.00	-951,371.06
Bill	01/02/2018	180102	The Town of Grace...		903.46 · Custo...		75.00	-951,446.06
Bill	01/02/2018	124	Steve Jolley		874.15 · Mains...		2,500.00	-953,946.06
Bill	01/02/2018	180102	Tate Boy's Tire & Se...		426.30 · Penalt...		19.91	-953,965.97
Bill	01/02/2018	40030...	Cintas Corporation #...	Acct # 35084	923.16 · Outsi...		25.00	-953,990.97
Bill	01/02/2018	FC 6078	Prince Plumbing LLC		426.30 · Penalt...		1.00	-953,991.97
Bill	01/02/2018	827 0...	Unifirst Holdings, In...		923.46 · Outsi...		32.70	-954,024.67
Bill	01/02/2018	112737	Hudson Equipment		874.46 · Mains...		24.08	-954,048.75
Bill	01/02/2018	10811	Hull Brothers, Inc.	House next to...	887.15 · Maint...		536.07	-954,584.82
Bill	01/02/2018	126434	Cart Farm & Home ...		874.46 · Mains...		1.86	-954,586.68
Bill Pmt -Check	01/03/2018	7183	Enable Gas Transmi...		1107 · Checkin...	11,288.87		-943,297.81
Bill	01/03/2018		Legacy Bank		6320 · Bank fees		75.00	-943,372.81
Bill	01/03/2018		Streetmaster, LLC		920 · Administr...		1,250.00	-944,622.81
Bill	01/03/2018	TR-53...	Enable Gas Transmi...	Account # 26...	804.28 · City G...		8,175.28	-952,798.09
Bill	01/03/2018	10952...	EGW Utilities, Inc.	Customer ID ...	-SPLIT-		1,186.03	-953,984.12
Bill	01/03/2018	36569...	Quill	Account # C2...	921.46 · Office...		214.60	-954,198.72
Bill	01/03/2018	36787...	Quill	Account # C2...	921.46 · Office...		15.66	-954,214.38
Bill	01/03/2018	0219-...	O'Reilly Auto Parts		874.46 · Mains...		132.35	-954,346.73
Bill	01/03/2018	825 1...	Unifirst Holdings, In...		923.46 · Outsi...		173.19	-954,519.92
Bill	01/04/2018	180104	Oklahoma Corporati...	DOT private c...	6410 · Lic, per...		71.00	-954,590.92
Bill Pmt -Check	01/04/2018	7184	Oklahoma Corporati...	DOT private c...	1107 · Checkin...	71.00		-954,519.92
Bill	01/04/2018	TR-53...	Enable Gas Transmi...	Account # 26...	804.46 · City G...		1,894.82	-956,414.74
Bill	01/04/2018	1308	Oklahoma Gas Ass...		6410 · Lic, per...		750.00	-957,164.74
Bill	01/04/2018	180108	CenterPoint Energy	7257756-2	804.46 · City G...		69.12	-957,233.86
Bill	01/04/2018	180108	Northfork Electric C...	Acct # 12975...	903.46 · Custo...		47.41	-957,281.27
Bill	01/04/2018	824 1...	Unifirst Holdings, In...		923.46 · Outsi...		58.03	-957,339.30
Bill	01/04/2018	180104	A New Energy LLC		-SPLIT-		4,166.66	-961,505.96
Bill	01/04/2018	S1713...	Equipment Controls ...	Customer # 1...	874.46 · Mains...		184.81	-961,690.77
Bill	01/04/2018	180108	Ally	611927038563	-SPLIT-		543.33	-962,234.10
Bill	01/04/2018	126724	Cart Farm & Home ...		874.46 · Mains...		21.96	-962,256.06
Bill Pmt -Check	01/05/2018	7185	Navitas Communica...		1107 · Checkin...	4,000.00		-958,256.06
Bill Pmt -Check	01/05/2018	7186	5100 Athena Riff	Marriott	1107 · Checkin...	24.93		-958,231.13

Navitas Utility Corporation
General Ledger
As of December 31, 2018

Type	Date	Num	Name	Memo	Split	Debit	Credit	Balance
Bill Pmt -Check	01/05/2018	7187	5100 Woody Sitton	Hinton Econo...	1107 · Checkin...	100.00		-958,131.13
Bill Pmt -Check	01/05/2018	7188	Access Cable Televi...	Acct # 09-003...	1107 · Checkin...	144.22		-957,986.91
Bill Pmt -Check	01/05/2018	7189	AFCO	04-98926209-...	1107 · Checkin...	828.33		-957,158.58
Bill Pmt -Check	01/05/2018	7190	Aflac	Accout #: FG...	1107 · Checkin...	153.12		-957,005.46
Bill Pmt -Check	01/05/2018	7191	Ally	024922596418	1107 · Checkin...	624.64		-956,380.82
Bill Pmt -Check	01/05/2018	7192	American Interstate ...	Policy AVWC...	1107 · Checkin...	1,955.26		-954,425.56
Bill Pmt -Check	01/05/2018	7193	Bank 7	Loan 1010669	1107 · Checkin...	4,469.16		-949,956.40
Bill Pmt -Check	01/05/2018	7194	CenterPoint Energy ...	Customer ID: ...	1107 · Checkin...	1,148.79		-948,807.61
Bill Pmt -Check	01/05/2018	7195	Cintas Corporation #...		1107 · Checkin...	50.00		-948,757.61
Bill Pmt -Check	01/05/2018	7196	CKenergy Electric C...		1107 · Checkin...	333.00		-948,424.61
Bill Pmt -Check	01/05/2018	7197	DirecTV	Account # 03...	1107 · Checkin...	136.23		-948,288.38
Bill Pmt -Check	01/05/2018	7198	E & S Oil Company		1107 · Checkin...	18.00		-948,270.38
Bill Pmt -Check	01/05/2018	7199	Enable Oklahoma In...		1107 · Checkin...	10,710.00		-937,560.38
Bill Pmt -Check	01/05/2018	7200	England Ford Inc	Cust # 1024	1107 · Checkin...	55.94		-937,504.44
Bill Pmt -Check	01/05/2018	7201	Entz Oilfield Chemic...		1107 · Checkin...	145.16		-937,359.28
Bill Pmt -Check	01/05/2018	7202	F & M Bank	Loan 9995000	1107 · Checkin...	630.87		-936,728.41
Bill Pmt -Check	01/05/2018	7203	Farris Bobango Bra...		1107 · Checkin...	1,500.00		-935,228.41
Bill Pmt -Check	01/05/2018	7204	Sparta Energy	July Production	1107 · Checkin...	10,890.16		-924,338.25
Bill Pmt -Check	01/05/2018	7205	Green's Tire & Oil		1107 · Checkin...	498.41		-923,839.84
Bill Pmt -Check	01/05/2018	7206	Guardian	Group ID: 00 ...	1107 · Checkin...	302.02		-923,537.82
Bill Pmt -Check	01/05/2018	7207	Harmon Electric Ass...	Account # 50...	1107 · Checkin...	134.58		-923,403.24
Bill Pmt -Check	01/05/2018	7208	Haskell County Wat...	Acc # 10-1240	1107 · Checkin...	18.00		-923,385.24
Bill Pmt -Check	01/05/2018	7209	HBC CPAs & Advisors	Client no 05761	1107 · Checkin...	2,750.00		-920,635.24
Bill Pmt -Check	01/05/2018	7210	Hudson Country Sto...		1107 · Checkin...	54.96		-920,580.28
Bill Pmt -Check	01/05/2018	7211	Hudson Equipment		1107 · Checkin...	23.82		-920,556.46
Bill Pmt -Check	01/05/2018	7212	IPFS Corporation	Account # TX...	1107 · Checkin...	5,278.28		-915,278.18
Bill Pmt -Check	01/05/2018	7213	Kenneth Lowe		1107 · Checkin...	9,345.60		-905,932.58
Bill Pmt -Check	01/05/2018	7214	Kentucky Undergrou...	Customer ID: ...	1107 · Checkin...	28.80		-905,903.78
Bill Pmt -Check	01/05/2018	7215	Keystone-Beard Eq...		1107 · Checkin...	209.07		-905,694.71
Bill Pmt -Check	01/05/2018	7216	Klint Alexander	August 2017	1107 · Checkin...	1,000.00		-904,694.71
Bill Pmt -Check	01/05/2018	7217	Knox Oklahoma Re...		1107 · Checkin...	20.00		-904,674.71
Bill Pmt -Check	01/05/2018	7218	Legacy Bank		1107 · Checkin...	75.00		-904,599.71
Bill Pmt -Check	01/05/2018	7219	Liberty Mutual Insur...	Account # 40...	1107 · Checkin...	3,543.41		-901,056.30
Bill Pmt -Check	01/05/2018	7220	Locke Supply		1107 · Checkin...	176.35		-900,879.95
Bill Pmt -Check	01/05/2018	7221	Mike's Garage		1107 · Checkin...	30.00		-900,849.95
Bill Pmt -Check	01/05/2018	7222	Oklahoma Gas Ass...		1107 · Checkin...	750.00		-900,099.95
Bill Pmt -Check	01/05/2018	7223	Oklahoma Natural G...	Acc # 212809...	1107 · Checkin...	21.23		-900,078.72
Bill Pmt -Check	01/05/2018	7224	Opal Leach		1107 · Checkin...	250.00		-899,828.72
Bill Pmt -Check	01/05/2018	7225	Pioneer Telephone ...	Account # PT...	1107 · Checkin...	105.32		-899,723.40
Bill Pmt -Check	01/05/2018	7226	Pitney Bowes	Account # 00...	1107 · Checkin...	634.38		-899,089.02
Bill Pmt -Check	01/05/2018	7227	Professional Collecti...		1107 · Checkin...	65.00		-899,024.02
Bill Pmt -Check	01/05/2018	7228	Public Service Co.		1107 · Checkin...	294.56		-898,729.46
Bill Pmt -Check	01/05/2018	7229	Quill		1107 · Checkin...	436.48		-898,292.98
Bill Pmt -Check	01/05/2018	7230	ReadyRefresh	Account # 00...	1107 · Checkin...	42.43		-898,250.55
Bill Pmt -Check	01/05/2018	7231	Ron Comingdeer & ...		1107 · Checkin...	2,083.00		-896,167.55
Bill Pmt -Check	01/05/2018	7232	Sonitrol Orange Cou...	Customer # 3...	1107 · Checkin...	141.15		-896,026.40
Bill Pmt -Check	01/05/2018	7233	Steve Jolley		1107 · Checkin...	2,500.00		-893,526.40
Bill Pmt -Check	01/05/2018	7234	Tate Boy's Tire & Se...		1107 · Checkin...	153.40		-893,373.00
Bill Pmt -Check	01/05/2018	7235	Terminix Processing...	Cust # 7479088	1107 · Checkin...	57.00		-893,316.00

Navitas Utility Corporation
General Ledger
As of December 31, 2018

Type	Date	Num	Name	Memo	Split	Debit	Credit	Balance
Bill Pmt -Check	01/05/2018	7236	The Town of Grace...		1107 · Checkin...	75.00		-893,241.00
Bill Pmt -Check	01/05/2018	7237	Town of Eakly		1107 · Checkin...	174.44		-893,066.56
Bill Pmt -Check	01/05/2018	7238	Unifirst Holdings, In...		1107 · Checkin...	555.07		-892,511.49
Bill Pmt -Check	01/05/2018	7239	Unifirst Holdings, In...		1107 · Checkin...	103.38		-892,408.11
Bill Pmt -Check	01/05/2018	7240	Unifirst Holdings, In...		1107 · Checkin...	98.10		-892,310.01
Bill Pmt -Check	01/05/2018	7241	Unifirst Holdings, In...		1107 · Checkin...	46.80		-892,263.21
Bill Pmt -Check	01/05/2018	7242	US Cellular	Account # 84...	1107 · Checkin...	403.26		-891,859.95
Bill Pmt -Check	01/05/2018	7243	Velma Public Works...		1107 · Checkin...	100.00		-891,759.95
Bill Pmt -Check	01/05/2018	7244	Verizon Wireless	Account # 87...	1107 · Checkin...	773.72		-890,986.23
Bill Pmt -Check	01/05/2018	7245	Volunteer Trenching		1107 · Checkin...	250.00		-890,736.23
Bill Pmt -Check	01/05/2018	7246	X Stream Services	0013081	1107 · Checkin...	394.29		-890,341.94
Bill Pmt -Check	01/05/2018	7247	Ally	611925685889	1107 · Checkin...	655.22		-889,686.72
Bill Pmt -Check	01/05/2018	7248	DirecTV	Account # 08...	1107 · Checkin...	51.24		-889,635.48
Bill Pmt -Check	01/05/2018	7249	Ally	024921495072	1107 · Checkin...	593.55		-889,041.93
Bill Pmt -Check	01/05/2018	7250	United Rentals, Inc.		1107 · Checkin...	6,556.61		-882,485.32
Bill	01/05/2018	01180...	Natural Gas Pipeline...	Acct # 5319 / ...	804.46 · City G...		495.16	-882,980.48
Bill	01/05/2018	20170...	PayChex		923 · Outside ...		1,029.10	-884,009.58
Bill	01/05/2018	180108	Pioneer Cellular - us...	Account # CN...	921.46 · Office...		94.17	-884,103.75
Bill	01/05/2018	10953...	EGW Utilities, Inc.	Customer ID ...	874.46 · Mains...		36.94	-884,140.69
Bill	01/05/2018	130269	England Ford Inc	Cust # 1024	874.46 · Mains...		54.97	-884,195.66
Bill	01/05/2018	180115	Ally	024923459722	-SPLIT-		645.10	-884,840.76
Bill	01/06/2018	70-TN...	Southern Star Centr...		804.46 · City G...		11,524.28	-896,365.04
Bill	01/06/2018	180115	Monday's Stop N Sh...		921.46 · Office...		1,612.31	-897,977.35
Bill Pmt -Check	01/07/2018	7251	Clearwater Enterpris...		1107 · Checkin...	34,164.05		-863,813.30
Bill Pmt -Check	01/08/2018	7252	Petrol Energy, LLC		1107 · Checkin...	29,240.85		-834,572.45
Bill Pmt -Check	01/08/2018	7253	Navitas 1, LLC		1107 · Checkin...	12,080.00		-822,492.45
Bill	01/08/2018	18010...	ADP		-SPLIT-		40,349.76	-862,842.21
Bill	01/08/2018	17132	Russmar Utility Man...		887.15 · Maint...		1,000.00	-863,842.21
Bill	01/08/2018	68292	Roto-Rooter Sewer ...	VOID: PAID B...	932 · Maintena...	0.00		-863,842.21
Bill	01/08/2018	4041	Anderson's Heat & Air		887.46 · Maint...		6,450.00	-870,292.21
Bill	01/08/2018	10953...	EGW Utilities, Inc.	Customer ID ...	-SPLIT-		1,276.32	-871,568.53
Bill	01/08/2018	703710	Barbara Uhrig		931 · Rents		200.00	-871,768.53
Bill	01/08/2018	40032...	Cintas Corporation #...	Acct # 35084	923.16 · Outsi...		25.00	-871,793.53
Bill	01/08/2018	825 1...	Unifirst Holdings, In...		923.46 · Outsi...		36.98	-871,830.51
Bill	01/08/2018	833 1...	Unifirst Holdings, In...		923.46 · Outsi...		19.93	-871,850.44
Bill Pmt -Check	01/09/2018	Transfer	ADP		1107 · Checkin...	10,413.56		-861,436.88
Bill	01/09/2018	0192-...	DeBritton Aviation Ltd.		1499 · Contrac...		15,948.02	-877,384.90
Bill	01/09/2018	147	Petrol Energy, LLC		-SPLIT-		88,258.25	-965,643.15
Bill	01/09/2018	01092...	AT&T Mobility	Account # 28...	921.46 · Office...		482.57	-966,125.72
Bill	01/09/2018	827 0...	Unifirst Holdings, In...		923.46 · Outsi...		32.70	-966,158.42
Bill Pmt -Check	01/10/2018	Transfer	ADP		1107 · Checkin...	26,717.41		-939,441.01
Bill	01/10/2018	133470	Delgasco, Inc.	Account # 16...	804.16 · City G...		26,856.95	-966,297.96
Bill	01/10/2018	TR-57...	Enable Oklahoma In...	Account # 26...	804.46 · City G...		3,524.60	-969,822.56
Bill	01/10/2018	TR-57...	Enable Oklahoma In...	Account # 26...	804.46 · City G...		5,033.80	-974,856.36
Bill	01/10/2018	180117	Ron Comingdeer & ...		923.46 · Outsi...		2,083.00	-976,939.36
Bill	01/10/2018	180118	Public Service Co.	Account # 95...	903.46 · Custo...		44.22	-976,983.58
Bill	01/10/2018	825 1...	Unifirst Holdings, In...		923.46 · Outsi...		177.46	-977,161.04
Bill	01/11/2018	180111	TDH Construction	Costco	6140 · Office c...		38.99	-977,200.03
Bill	01/11/2018	10089...	Clearwater Enterpris...	Financial Mon...	804.46 · City G...		21,595.60	-998,795.63

Navitas Utility Corporation
General Ledger
As of December 31, 2018

Type	Date	Num	Name	Memo	Split	Debit	Credit	Balance
Bill	01/11/2018	180115	Southern California ...	Customer acc...	6230 · Utilities		280.93	-999,076.56
Bill	01/11/2018	824 1...	Unifirst Holdings, In...		923.46 · Outsi...		58.03	-999,134.59
Bill	01/11/2018	17613	Bayou Engineering ...		874.46 · Mains...		2,379.80	-1,001,514.39
Bill	01/11/2018	86929	Jenkins Oilfield Sup...	Customer Acc...	874.46 · Mains...		353.90	-1,001,868.29
Bill	01/11/2018	180117	Public Service Co.	Account # 95...	903.46 · Custo...		29.46	-1,001,897.75
Bill	01/11/2018	39442...	Quill	Account # C2...	6140 · Office c...		655.77	-1,002,553.52
Bill	01/11/2018	180118	Bank 7	Loan 1010669	427 · Interest ...		25.73	-1,002,579.25
Bill	01/11/2018	748140	Hinton Auto Supply		874.46 · Mains...		12.52	-1,002,591.77
Bill Pmt -Check	01/12/2018	Transfer	ADP		1107 · Checkin...	2,858.63		-999,733.14
Bill	01/12/2018	50647...	ADP	VOID:	923 · Outside ...	0.00		-999,733.14
Bill Pmt -Check	01/12/2018	Transfer	ADP	VOID:	1107 · Checkin...	0.00		-999,733.14
Bill	01/12/2018	180112	ADP		5100 · Services		33,267.07	-1,033,000.21
Bill	01/12/2018	180112	TDH Construction	The Home De...	6140 · Office c...		19.36	-1,033,019.57
Bill	01/12/2018	17120...	Enbridge/Spectra E...	Account # 29...	804.15 · City G...		1,675.67	-1,034,695.24
Bill	01/12/2018	10089...	Clearwater Enterpris...	Financial Mon...	804.46 · City G...		136,869.23	-1,171,564.47
Bill	01/12/2018	10956...	EGW Utilities, Inc.	Customer ID ...	874.46 · Mains...		200.91	-1,171,765.38
Bill	01/12/2018	0219-...	O'Reilly Auto Parts		874.46 · Mains...		76.22	-1,171,841.60
Bill	01/12/2018	180117	IPFS Corporation	Account # TX...	-SPLIT-		5,026.93	-1,176,868.53
Bill	01/12/2018	180117	SoCal Gas	Account # 10...	6230 · Utilities		89.84	-1,176,958.37
Bill	01/12/2018	180118	Liberty Mutual Insur...	Account # 40...	924 · Insurance		3,826.66	-1,180,785.03
Bill	01/12/2018	180118	Windstream	Account # 04...	921.46 · Office...		323.95	-1,181,108.98
Bill	01/12/2018	180123	F & M Bank	Loan 9995000	-SPLIT-		630.87	-1,181,739.85
Bill	01/12/2018	37199...	Terminix Processing...	Cust # 7479088	932 · Maintena...		57.00	-1,181,796.85
Bill	01/12/2018	0244-...	O'Reilly Auto Parts		874.46 · Mains...		521.14	-1,182,317.99
Bill	01/12/2018	02512...	Sensit Technologies	Customer # 0...	874.46 · Mains...		426.68	-1,182,744.67
Bill	01/13/2018	17159...	Incorp	Account # 28...	-SPLIT-		296.00	-1,183,040.67
Bill Pmt -Check	01/14/2018	7255	Clearwater Enterpris...	Financial Mon...	1107 · Checkin...	34,000.00		-1,149,040.67
Bill Pmt -Check	01/15/2018	7256	Hull Brothers, Inc.	TX-A Phase 1...	1107 · Checkin...	10,000.00		-1,139,040.67
Bill	01/15/2018	29482	Keystone-Beard Eq...		874.46 · Mains...		67.60	-1,139,108.27
Bill	01/15/2018	180118	Cotton Electric Coop...	Acc # 270660...	903.46 · Custo...		80.16	-1,139,188.43
Bill	01/15/2018	180123	AFCO	Account # 03-...	-SPLIT-		828.33	-1,140,016.76
Bill	01/15/2018	18012...	Oklahoma Natural G...	Account # 21...	804.46 · City G...		266.10	-1,140,282.86
Bill	01/15/2018	18012...	Oklahoma Natural G...	Account # 21...	804.46 · City G...		545.35	-1,140,828.21
Bill	01/15/2018	18012...	Oklahoma Natural G...	Account # 21...	804.46 · City G...		282.10	-1,141,110.31
Bill	01/15/2018	18012...	Oklahoma Natural G...	Account # 21...	804.46 · City G...		165.03	-1,141,275.34
Bill	01/15/2018	18012...	Oklahoma Natural G...	Account # 21...	804.46 · City G...		1,793.22	-1,143,068.56
Bill	01/15/2018	18012...	Oklahoma Natural G...	Account # 21...	804.46 · City G...		697.38	-1,143,765.94
Bill	01/15/2018	18012...	Oklahoma Natural G...	Account # 21...	804.46 · City G...		450.39	-1,144,216.33
Bill	01/15/2018	20063...	Kentucky Undergrou...	Customer ID: ...	925 · I/D - Safe...		46.40	-1,144,262.73
Bill	01/15/2018	166452	Farris Bobango Bra...		923.16 · Outsi...		1,500.00	-1,145,762.73
Bill	01/15/2018	40033...	Cintas Corporation #...	Acct # 35084	923.16 · Outsi...		25.00	-1,145,787.73
Bill	01/15/2018	825 1...	Unifirst Holdings, In...		923.46 · Outsi...		40.29	-1,145,828.02
Bill	01/15/2018	833 1...	Unifirst Holdings, In...		923.46 · Outsi...		19.93	-1,145,847.95
Bill	01/15/2018	11077...	Isco Industries, LLC		1604 · Tools a...		1,104.80	-1,146,952.75
Bill	01/15/2018	61077	Sonny's Tank Truck...		805.46 · Other ...		387.00	-1,147,339.75
Bill	01/15/2018	10808	Hull Brothers, Inc.	Woodlawn Dri...	887.16 · Maint...		1,404.00	-1,148,743.75
Bill Pmt -Check	01/16/2018	7257	EGW Utilities, Inc.		1107 · Checkin...	957.40		-1,147,786.35
Bill Pmt -Check	01/16/2018	50001	ADP		1107 · Checkin...	360.16		-1,147,426.19
Bill Pmt -Check	01/16/2018	Transfer	ADP		1107 · Checkin...	20,622.15		-1,126,804.04

Navitas Utility Corporation
General Ledger
As of December 31, 2018

Type	Date	Num	Name	Memo	Split	Debit	Credit	Balance
Bill Pmt -Check	01/16/2018	Transfer	ADP		1107 · Checkin...	10,837.87		-1,115,966.17
Bill Pmt -Check	01/16/2018	Transfer	ADP		1107 · Checkin...	1,807.05		-1,114,159.12
Bill	01/16/2018	180118	Guardian	Group ID: 00 ...	924 · Insurance		307.69	-1,114,466.81
Bill	01/16/2018	827 0...	Unifirst Holdings, In...		923.46 · Outsi...		32.70	-1,114,499.51
Bill	01/16/2018	180202	Haskell County Wat...	Acc # 10-1240	903.46 · Custo...		18.00	-1,114,517.51
Bill	01/17/2018	825 1...	Unifirst Holdings, In...		923.46 · Outsi...		184.19	-1,114,701.70
Bill	01/17/2018	113750	Hudson Equipment		874.46 · Mains...		19.70	-1,114,721.40
Bill Pmt -Check	01/18/2018	7258	Natural Gas Pipeline...	Acct # 5319 / ...	1107 · Checkin...	495.16		-1,114,226.24
Bill	01/18/2018	824 1...	Unifirst Holdings, In...		923.46 · Outsi...		58.03	-1,114,284.27
Bill	01/18/2018	180118	5100 Woody Sitton	David Anderson	926 · Employe...		100.00	-1,114,384.27
Bill	01/18/2018	180123	Ally	024922596418	-SPLIT-		624.64	-1,115,008.91
Bill	01/18/2018	98001...	Verizon Wireless	Account # 87...	921.16 · Office...		784.28	-1,115,793.19
Bill	01/18/2018	41232...	Quill	Account # C2...	921.46 · Office...		134.42	-1,115,927.61
Bill	01/19/2018	XXXXX	ADP		923 · Outside ...		255.35	-1,116,182.96
Bill Pmt -Check	01/19/2018	Transfer	ADP		1107 · Checkin...	255.35		-1,115,927.61
Bill Pmt -Check	01/19/2018	7259	5100 Woody Sitton	David Anderson	1107 · Checkin...	100.00		-1,115,827.61
Bill Pmt -Check	01/19/2018	7260	Airgas, Inc.		1107 · Checkin...	16.60		-1,115,811.01
Bill Pmt -Check	01/19/2018	7261	Ally	024924239093	1107 · Checkin...	633.06		-1,115,177.95
Bill Pmt -Check	01/19/2018	7262	AT&T Mobility	287021588346	1107 · Checkin...	482.57		-1,114,695.38
Bill Pmt -Check	01/19/2018	7263	B & B Meter Service		1107 · Checkin...	890.00		-1,113,805.38
Bill Pmt -Check	01/19/2018	7264	Bank 7	Loan 1010669	1107 · Checkin...	25.73		-1,113,779.65
Bill Pmt -Check	01/19/2018	7265	Cart Farm & Home ...		1107 · Checkin...	82.91		-1,113,696.74
Bill Pmt -Check	01/19/2018	7266	CenterPoint Energy	7257756-2	1107 · Checkin...	69.12		-1,113,627.62
Bill Pmt -Check	01/19/2018	7267	Cintas Corporation #...		1107 · Checkin...	50.00		-1,113,577.62
Bill Pmt -Check	01/19/2018	7268	Cotton Electric Coop...	Acc # 270660...	1107 · Checkin...	80.16		-1,113,497.46
Bill Pmt -Check	01/19/2018	7269	DeBritton Aviation Ltd.		1107 · Checkin...	4,500.00		-1,108,997.46
Bill Pmt -Check	01/19/2018	7270	DeBritton Holdings, ...		1107 · Checkin...	2,400.00		-1,106,597.46
Bill Pmt -Check	01/19/2018	7271	Barbara Uhrig	VOID: STOP ...	1107 · Checkin...	0.00		-1,106,597.46
Bill Pmt -Check	01/19/2018	7272	England Ford Inc	Cust # 1024	1107 · Checkin...	54.97		-1,106,542.49
Bill Pmt -Check	01/19/2018	7273	Equipment Controls ...	Customer # 1...	1107 · Checkin...	184.81		-1,106,357.68
Bill Pmt -Check	01/19/2018	7274	Equity Exchange	Account # 353	1107 · Checkin...	2,541.59		-1,103,816.09
Bill Pmt -Check	01/19/2018	7275	Farmers Coop Mill &...		1107 · Checkin...	69.00		-1,103,747.09
Bill Pmt -Check	01/19/2018	7276	Farris Bobango Bra...		1107 · Checkin...	1,500.00		-1,102,247.09
Bill Pmt -Check	01/19/2018	7277	First Volunteer Bank		1107 · Checkin...	21.50		-1,102,225.59
Bill Pmt -Check	01/19/2018	7278	Full Spectrum Servi...		1107 · Checkin...	200.00		-1,102,025.59
Bill Pmt -Check	01/19/2018	7279	Guardian	Group ID: 00 ...	1107 · Checkin...	307.69		-1,101,717.90
Bill Pmt -Check	01/19/2018	7280	Incorp	Account # 28...	1107 · Checkin...	296.00		-1,101,421.90
Bill Pmt -Check	01/19/2018	7281	Isco Industries, LLC		1107 · Checkin...	1,496.68		-1,099,925.22
Bill Pmt -Check	01/19/2018	7282	Jellico Electric & Wa...	Account # 00...	1107 · Checkin...	96.40		-1,099,828.82
Bill Pmt -Check	01/19/2018	7283	Jenkins Oilfield Sup...	Customer Acc...	1107 · Checkin...	353.90		-1,099,474.92
Bill Pmt -Check	01/19/2018	7284	Keystone-Beard Eq...		1107 · Checkin...	67.60		-1,099,407.32
Bill Pmt -Check	01/19/2018	7285	Klint Alexander	September 20...	1107 · Checkin...	1,000.00		-1,098,407.32
Bill Pmt -Check	01/19/2018	7286	LMJ Industries		1107 · Checkin...	2,000.00		-1,096,407.32
Bill Pmt -Check	01/19/2018	7287	Monday's Stop N Sh...		1107 · Checkin...	1,612.31		-1,094,795.01
Bill Pmt -Check	01/19/2018	7288	Motley Gin, Inc.	Account ID: N...	1107 · Checkin...	237.78		-1,094,557.23
Bill Pmt -Check	01/19/2018	7289	Northfork Electric C...	Acct # 12975...	1107 · Checkin...	47.41		-1,094,509.82
Bill Pmt -Check	01/19/2018	7290	O'Reilly Auto Parts		1107 · Checkin...	208.57		-1,094,301.25
Bill Pmt -Check	01/19/2018	7291	Ochelata Utility Auth...	Account 1129	1107 · Checkin...	134.28		-1,094,166.97
Bill Pmt -Check	01/19/2018	7292	Pioneer Cellular - us...	Account # CN...	1107 · Checkin...	94.17		-1,094,072.80

Navitas Utility Corporation
General Ledger
As of December 31, 2018

Type	Date	Num	Name	Memo	Split	Debit	Credit	Balance
Bill Pmt -Check	01/19/2018	7293	Pitney Bowes	Account # 00...	1107 · Checkin...	220.29		-1,093,852.51
Bill Pmt -Check	01/19/2018	7294	Prince Plumbing LLC		1107 · Checkin...	244.51		-1,093,608.00
Bill Pmt -Check	01/19/2018	7295	Public Service Co.		1107 · Checkin...	73.68		-1,093,534.32
Bill Pmt -Check	01/19/2018	7296	Quill		1107 · Checkin...	886.03		-1,092,648.29
Bill Pmt -Check	01/19/2018	7297	Quinton Parts Supply		1107 · Checkin...	4.35		-1,092,643.94
Bill Pmt -Check	01/19/2018	7298	R & R Water /Culligan	Account # 2279	1107 · Checkin...	45.58		-1,092,598.36
Bill Pmt -Check	01/19/2018	7299	Red River Valley Ru...	Account # 19...	1107 · Checkin...	38.38		-1,092,559.98
Bill Pmt -Check	01/19/2018	7300	Ron Comingdeer & ...		1107 · Checkin...	2,083.00		-1,090,476.98
Bill Pmt -Check	01/19/2018	7301	Roto-Rooter Sewer ...	VOID:	1107 · Checkin...	0.00		-1,090,476.98
Bill Pmt -Check	01/19/2018	7302	SoCal Gas	Account # 10...	1107 · Checkin...	89.84		-1,090,387.14
Bill Pmt -Check	01/19/2018	7303	Battery Backup Pow...	December	1107 · Checkin...	511.35		-1,089,875.79
Bill Pmt -Check	01/19/2018	7304	Southern California ...	Customer acc...	1107 · Checkin...	280.93		-1,089,594.86
Bill Pmt -Check	01/19/2018	7305	Southern Star Centr...		1107 · Checkin...	10,723.48		-1,078,871.38
Bill Pmt -Check	01/19/2018	7306	Enbridge/Spectra E...	Account # 29...	1107 · Checkin...	1,675.67		-1,077,195.71
Bill Pmt -Check	01/19/2018	7307	TDH Construction		1107 · Checkin...	1,380.00		-1,075,815.71
Bill Pmt -Check	01/19/2018	7308	Time Warner Cable	Account # 84...	1107 · Checkin...	709.92		-1,075,105.79
Bill Pmt -Check	01/19/2018	7309	Totah Communicati...	account # 7460	1107 · Checkin...	291.34		-1,074,814.45
Bill Pmt -Check	01/19/2018	7310	Tri-Star Energy Con...		1107 · Checkin...	8,016.00		-1,066,798.45
Bill Pmt -Check	01/19/2018	7311	Unifirst Holdings, In...		1107 · Checkin...	1,070.37		-1,065,728.08
Bill Pmt -Check	01/19/2018	7312	Unifirst Holdings, In...		1107 · Checkin...	197.20		-1,065,530.88
Bill Pmt -Check	01/19/2018	7313	Unifirst Holdings, In...		1107 · Checkin...	348.18		-1,065,182.70
Bill Pmt -Check	01/19/2018	7314	Unifirst Holdings, In...		1107 · Checkin...	196.20		-1,064,986.50
Bill Pmt -Check	01/19/2018	7315	Unifirst Holdings, In...		1107 · Checkin...	119.58		-1,064,866.92
Bill Pmt -Check	01/19/2018	7316	Western Exterminat...	Cust # 15043...	1107 · Checkin...	75.00		-1,064,791.92
Bill Pmt -Check	01/19/2018	7317	Windstream	Account # 04...	1107 · Checkin...	323.95		-1,064,467.97
Bill Pmt -Check	01/19/2018	7318	Ally	024923459722	1107 · Checkin...	645.10		-1,063,822.87
Bill Pmt -Check	01/19/2018	7319	Time Warner Cable	Account # 84...	1107 · Checkin...	290.56		-1,063,532.31
Bill Pmt -Check	01/19/2018	7320	Ally	611927038563	1107 · Checkin...	543.33		-1,062,988.98
Bill	01/19/2018	50760...	ADP		923 · Outside ...		16.04	-1,063,005.02
Bill	01/19/2018	50758...	ADP		923 · Outside ...		195.50	-1,063,200.52
Bill	01/19/2018	41602...	Quill	Account # C2...	921.46 · Office...		9.39	-1,063,209.91
Bill	01/19/2018	180126	Ally	611925685889	-SPLIT-		655.22	-1,063,865.13
Bill	01/20/2018	180123	Pioneer Telephone ...	Account # PT...	921.46 · Office...		105.44	-1,063,970.57
Bill	01/20/2018	02308...	US Cellular	Account # 84...	921.46 · Office...		403.92	-1,064,374.49
Bill	01/20/2018	180205	Town of Eakly	Account # 1019	6230 · Utilities		18.00	-1,064,392.49
Bill	01/20/2018	180205	Town of Eakly	Account # 888	6230 · Utilities		93.20	-1,064,485.69
Bill	01/20/2018	115928	Carnegie Lumber		874.46 · Mains...		27.19	-1,064,512.88
Credit	01/21/2018	180209	TDH Construction	Home Depot	6140 · Office c...	23.07		-1,064,489.81
Bill	01/21/2018	119424	Entz Oilfield Chemic...		874.46 · Mains...		151.00	-1,064,640.81
Bill	01/21/2018	180226	Public Service Co.	Account # 95...	903.46 · Custo...		44.43	-1,064,685.24
Bill Pmt -Check	01/22/2018	Transfer	PayChex		1107 · Checkin...	1,029.10		-1,063,656.14
Bill Pmt -Check	01/22/2018	7321	Clearwater Enterpris...		1107 · Checkin...	34,030.88		-1,029,625.26
Bill	01/22/2018	40034...	Cintas Corporation #...	Acct # 35084	923.16 · Outsi...		25.00	-1,029,650.26
Bill	01/22/2018	180122	Klint Alexander	December 2017	-SPLIT-		1,000.00	-1,030,650.26
Credit	01/22/2018	180209	TDH Construction	Home Depot	6140 · Office c...	48.56		-1,030,601.70
Bill	01/22/2018	833 1...	Unifirst Holdings, In...		923.46 · Outsi...		19.93	-1,030,621.63
Bill	01/22/2018	825 1...	Unifirst Holdings, In...		923.46 · Outsi...		32.95	-1,030,654.58
Bill Pmt -Check	01/23/2018	7322	Petrol Energy, LLC		1107 · Checkin...	47,146.95		-983,507.63
Bill	01/23/2018	430060	F & G Service		874.46 · Mains...		565.38	-984,073.01

Navitas Utility Corporation
General Ledger
As of December 31, 2018

Type	Date	Num	Name	Memo	Split	Debit	Credit	Balance
Bill	01/23/2018	430059	F & G Service		874.46 · Mains...		325.00	-984,398.01
Bill	01/23/2018	430058	F & G Service		874.46 · Mains...		863.99	-985,262.00
Bill	01/23/2018	5599	B & B Meter Service		1607 · Meters ...		2,921.75	-988,183.75
Bill	01/23/2018	180129	Public Service Co.	Account # 95...	903.46 · Custo...		44.43	-988,228.18
Bill	01/23/2018	180129	Public Service Co.	Account # 95...	903.46 · Custo...		177.13	-988,405.31
Bill	01/23/2018	10814	Hull Brothers, Inc.		887.15 · Maint...		187.50	-988,592.81
Bill	01/23/2018	10813	Hull Brothers, Inc.	Shop next to ...	887.15 · Maint...		547.07	-989,139.88
Bill	01/23/2018	827 0...	Unifirst Holdings, In...		923.46 · Outsi...		32.70	-989,172.58
Bill	01/24/2018	18012...	ADP		-SPLIT-		38,683.41	-1,027,855.99
Bill Pmt -Check	01/24/2018	Transfer	ADP		1107 · Checkin...	26,494.27		-1,001,361.72
Bill Pmt -Check	01/24/2018	Transfer	ADP		1107 · Checkin...	9,320.30		-992,041.42
Bill Pmt -Check	01/24/2018	Transfer	ADP		1107 · Checkin...	2,868.84		-989,172.58
Bill Pmt -Check	01/24/2018	7323	EGW Utilities, Inc.		1107 · Checkin...	1,370.00		-987,802.58
Bill	01/24/2018	180129	Harmon Electric Ass...	Account # 50...	903.46 · Custo...		138.60	-987,941.18
Bill	01/24/2018	10815	Hull Brothers, Inc.		887.16 · Maint...		300.00	-988,241.18
Bill	01/24/2018	96786...	Grainger	Account # 84...	874.46 · Mains...		84.52	-988,325.70
Bill	01/24/2018	825 1...	Unifirst Holdings, In...		923.46 · Outsi...		199.15	-988,524.85
Bill	01/25/2018	30177...	CenterPoint Energy ...	Customer ID: ...	-SPLIT-		2,485.28	-991,010.13
Bill	01/25/2018	180129	Public Service Co.	Account # 95...	903.46 · Custo...		101.83	-991,111.96
Bill	01/25/2018	180129	Oklahoma Natural G...	Acc # 212809...	903.46 · Custo...		21.23	-991,133.19
Bill	01/25/2018	998785	Aflac	Accout #: FG...	926 · Employe...		153.12	-991,286.31
Bill	01/25/2018	824 1...	Unifirst Holdings, In...		923.46 · Outsi...		58.03	-991,344.34
Bill	01/25/2018	129030	Cart Farm & Home ...		874.46 · Mains...		53.22	-991,397.56
Bill Pmt -Check	01/26/2018	Transfer	ADP		1107 · Checkin...	16.04		-991,381.52
Bill Pmt -Check	01/26/2018	Transfer	ADP		1107 · Checkin...	195.50		-991,186.02
Bill Pmt -Check	01/26/2018	7324	DeBritton Aviation Ltd.		1107 · Checkin...	14,278.39		-976,907.63
Bill Pmt -Check	01/26/2018	7325	DeBritton Holdings, ...		1107 · Checkin...	2,400.00		-974,507.63
Bill Pmt -Check	01/26/2018	7326	NALLC - gas facilities	VOID:	1107 · Checkin...	0.00		-974,507.63
Bill Pmt -Check	01/26/2018	7327	NALLC - gas facilities		1107 · Checkin...	5,107.68		-969,399.95
Bill Pmt -Check	01/26/2018	7328	NALLC - gas facilities		1107 · Checkin...	6,956.82		-962,443.13
Credit	01/26/2018	TR-53...	Enable Gas Transmi...	Account # 26...	804.28 · City G...	63.18		-962,379.95
Bill	01/26/2018	19636	Pipeline Regulatory ...		925 · I/D - Safe...		555.00	-962,934.95
Bill	01/26/2018	50799...	ADP		923 · Outside ...		252.50	-963,187.45
Bill	01/26/2018	180205	Ally	024921495072	-SPLIT-		593.55	-963,781.00
Bill	01/26/2018	180226	Mike's Garage		874.46 · Mains...		411.55	-964,192.55
Bill	01/27/2018	33397...	DirecTV	Account # 03...	6120 · Comm ...		138.98	-964,331.53
Bill Pmt -Check	01/28/2018	7329	Clearwater Enterpris...		1107 · Checkin...	34,754.77		-929,576.76
Bill	01/28/2018	33404...	DirecTV	Account # 08...	6120 · Comm ...		48.99	-929,625.75
Bill	01/29/2018	21607...	Tate Boy's Tire & Se...		874.46 · Mains...		103.67	-929,729.42
Bill	01/29/2018	130754	England Ford Inc	Cust # 1024	874.46 · Mains...		772.40	-930,501.82
Bill	01/29/2018	180202	Ochelata Utility Auth...	Account 1129	903.46 · Custo...		134.28	-930,636.10
Bill	01/29/2018	09310...	Knox Oklahoma Re...		925 · I/D - Safe...		15.00	-930,651.10
Bill	01/29/2018	10821	Hull Brothers, Inc.	Dollar Store H...	887.16 · Maint...		1,603.19	-932,254.29
Bill	01/29/2018	40035...	Cintas Corporation #...	Acct # 35084	923.16 · Outsi...		25.00	-932,279.29
Bill	01/29/2018	833 1...	Unifirst Holdings, In...		923.46 · Outsi...		19.93	-932,299.22
Bill	01/29/2018	825 1...	Unifirst Holdings, In...		923.46 · Outsi...		32.95	-932,332.17
Bill Pmt -Check	01/30/2018	Transfer	United Healthcare	Customer # 5...	1107 · Checkin...	27,187.20		-905,144.97
Bill Pmt -Check	01/30/2018	Transfer	United Healthcare	Customer # 4...	1107 · Checkin...	8,234.11		-896,910.86
Bill	01/30/2018	180130	ADP		5100 · Services		39,748.85	-936,659.71

Navitas Utility Corporation
General Ledger
As of December 31, 2018

Type	Date	Num	Name	Memo	Split	Debit	Credit	Balance
Bill	01/30/2018	180206	Ally	024924239093	-SPLIT-		21,596.86	-958,256.57
Bill	01/30/2018	29745	Keystone-Beard Eq...		-SPLIT-		196.70	-958,453.27
Bill	01/30/2018	129491	Cart Farm & Home ...		874.46 · Mains...		9.85	-958,463.12
Bill	01/30/2018	827 0...	Unifirst Holdings, In...		923.46 · Outsi...		32.70	-958,495.82
Bill Pmt -Check	01/31/2018	Transfer	ADP		1107 · Checkin...	25,244.31		-933,251.51
Bill Pmt -Check	01/31/2018	Transfer	ADP		1107 · Checkin...	12,139.85		-921,111.66
Bill Pmt -Check	01/31/2018	Transfer	ADP		1107 · Checkin...	2,364.69		-918,746.97
Bill	01/31/2018	1801N...	Navitas 1, LLC		1499 · Contrac...		10,080.00	-928,826.97
Bill	01/31/2018	180205	Stephens Co. Rural ...	Account A-04...	903.46 · Custo...		35.00	-928,861.97
Bill	01/31/2018	180206	R & R Water /Culligan	Account # 2279	6230 · Utilities		45.58	-928,907.55
Bill	01/31/2018	363467	Railroad Manageme...	Customer ID: ...	874.16 · Mains...		499.55	-929,407.10
Bill	01/31/2018	180205	CKenergy Electric C...	Account: 592...	6230 · Utilities		238.00	-929,645.10
Bill	01/31/2018	180205	CKenergy Electric C...	Account: 592...	6230 · Utilities		159.00	-929,804.10
Bill	01/31/2018	63	TDH Construction		920 · Administr...		1,380.00	-931,184.10
Bill	01/31/2018	1801-...	Battery Backup Pow...	January	6120 · Comm ...		598.91	-931,783.01
Bill	01/31/2018	23753	HBC CPAs & Advisors	Client no 05761	6420 · Tax con...		9,150.00	-940,933.01
Bill	01/31/2018	180209	Equity Exchange	Account # 353	-SPLIT-		3,069.25	-944,002.26
Bill	01/31/2018	99510...	Airgas, Inc.		931 · Rents		16.60	-944,018.86
Bill	01/31/2018	35273...	Continental Industrie...		1408 · Prepaid...		4,893.60	-948,912.46
Bill	01/31/2018	129687	Cart Farm & Home ...		874.46 · Mains...		9.76	-948,922.22
Bill	01/31/2018	58162...	Western Exterminat...	Cust # 15043...	932 · Maintena...		75.00	-948,997.22
Bill	01/31/2018	1801N...	NALLC - gas facilities		851.46 · Sys C...		12,956.04	-961,953.26
Bill	01/31/2018	825 1...	Unifirst Holdings, In...		923.46 · Outsi...		173.19	-962,126.45
Bill	01/31/2018	332	B & W Pipeline	January Tran...	804.15 · City G...		13,897.67	-976,024.12
Bill	01/31/2018	333	B & W Pipeline	January Tran...	804.15 · City G...		1,285.09	-977,309.21
Bill	01/31/2018	39	Sparta Energy	January Prod...	804.15 · City G...		18,218.53	-995,527.74
Bill	02/01/2018	20561...	Sonitrol Orange Cou...	Customer # 3...	932 · Maintena...		141.15	-995,668.89
Bill	02/01/2018	35	LMJ Industries		-SPLIT-		2,000.00	-997,668.89
Bill	02/01/2018	158	Tri-Star Energy Con...		-SPLIT-		8,016.00	-1,005,684.89
Bill	02/01/2018	180129	Access Cable Televi...	Acct # 09-003...	921.16 · Office...		144.22	-1,005,829.11
Bill Pmt -Check	02/01/2018	7330	A New Energy LLC		1107 · Checkin...	4,166.66		-1,001,662.45
Bill Pmt -Check	02/01/2018	7331	Access Cable Televi...	Acct # 09-003...	1107 · Checkin...	144.22		-1,001,518.23
Bill Pmt -Check	02/01/2018	7332	AFCO	04-98926209-...	1107 · Checkin...	828.33		-1,000,689.90
Bill Pmt -Check	02/01/2018	7333	Aflac	Accout #: FG...	1107 · Checkin...	153.12		-1,000,536.78
Bill Pmt -Check	02/01/2018	7334	Airgas, Inc.		1107 · Checkin...	164.54		-1,000,372.24
Bill Pmt -Check	02/01/2018	7335	Ally	024922596418	1107 · Checkin...	624.64		-999,747.60
Bill Pmt -Check	02/01/2018	7336	B & W Pipeline		1107 · Checkin...	69,982.29		-929,765.31
Bill Pmt -Check	02/01/2018	7337	CenterPoint Energy ...	Customer ID: ...	1107 · Checkin...	2,485.28		-927,280.03
Bill Pmt -Check	02/01/2018	7338	Cintas Corporation #...		1107 · Checkin...	50.00		-927,230.03
Bill Pmt -Check	02/01/2018	7339	Delgasco, Inc.	Account # 16...	1107 · Checkin...	8,812.80		-918,417.23
Bill Pmt -Check	02/01/2018	7340	F & M Bank	Loan 9995000	1107 · Checkin...	630.87		-917,786.36
Bill Pmt -Check	02/01/2018	7341	Farris Bobango Bra...		1107 · Checkin...	1,500.00		-916,286.36
Bill Pmt -Check	02/01/2018	7342	Sparta Energy	September Pr...	1107 · Checkin...	10,479.56		-905,806.80
Bill Pmt -Check	02/01/2018	7343	Harmon Electric Ass...	Account # 50...	1107 · Checkin...	138.60		-905,668.20
Bill Pmt -Check	02/01/2018	7344	Hinton Auto Supply		1107 · Checkin...	12.52		-905,655.68
Bill Pmt -Check	02/01/2018	7345	Hudson Equipment		1107 · Checkin...	43.78		-905,611.90
Bill Pmt -Check	02/01/2018	7346	IPFS Corporation	Account # TX...	1107 · Checkin...	5,026.93		-900,584.97
Bill Pmt -Check	02/01/2018	7347	Kentucky Undergrou...	Customer ID: ...	1107 · Checkin...	46.40		-900,538.57
Bill Pmt -Check	02/01/2018	7348	Klint Alexander	November 2017	1107 · Checkin...	1,000.00		-899,538.57

Navitas Utility Corporation
General Ledger
As of December 31, 2018

Type	Date	Num	Name	Memo	Split	Debit	Credit	Balance
Bill Pmt -Check	02/01/2018	7349	Liberty Mutual Insur...	Account # 40...	1107 · Checkin...	3,826.66		-895,711.91
Bill Pmt -Check	02/01/2018	7350	O'Reilly Auto Parts		1107 · Checkin...	521.14		-895,190.77
Bill Pmt -Check	02/01/2018	7351	Oklahoma Natural G...		1107 · Checkin...	4,220.80		-890,969.97
Bill Pmt -Check	02/01/2018	7352	Pioneer Telephone ...	Account # PT...	1107 · Checkin...	105.44		-890,864.53
Bill Pmt -Check	02/01/2018	7353	Pipeline Regulatory ...		1107 · Checkin...	555.00		-890,309.53
Bill Pmt -Check	02/01/2018	7354	Public Service Co.		1107 · Checkin...	323.39		-889,986.14
Bill Pmt -Check	02/01/2018	7355	Quill		1107 · Checkin...	143.81		-889,842.33
Bill Pmt -Check	02/01/2018	7356	Ron Comingdeer & ...		1107 · Checkin...	2,083.00		-887,759.33
Bill Pmt -Check	02/01/2018	7357	Sensit Technologies	Customer # 0...	1107 · Checkin...	426.68		-887,332.65
Bill Pmt -Check	02/01/2018	7358	Sonitrol Orange Cou...	Customer # 3...	1107 · Checkin...	141.15		-887,191.50
Bill Pmt -Check	02/01/2018	7359	Sonny's Tank Truck...		1107 · Checkin...	387.00		-886,804.50
Bill Pmt -Check	02/01/2018	7360	Stephens Co. Rural ...	Account A-04...	1107 · Checkin...	38.59		-886,765.91
Bill Pmt -Check	02/01/2018	7361	Tate Boy's Tire & Se...		1107 · Checkin...	103.67		-886,662.24
Bill Pmt -Check	02/01/2018	7362	Tennessee One-Call...	MBR CODE: ...	1107 · Checkin...	1,477.20		-885,185.04
Bill Pmt -Check	02/01/2018	7363	Terminix Processing...	Cust # 7479088	1107 · Checkin...	57.00		-885,128.04
Bill Pmt -Check	02/01/2018	7364	Unifirst Holdings, In...		1107 · Checkin...	733.99		-884,394.05
Bill Pmt -Check	02/01/2018	7365	Unifirst Holdings, In...		1107 · Checkin...	142.67		-884,251.38
Bill Pmt -Check	02/01/2018	7366	Unifirst Holdings, In...		1107 · Checkin...	290.15		-883,961.23
Bill Pmt -Check	02/01/2018	7367	Unifirst Holdings, In...		1107 · Checkin...	130.80		-883,830.43
Bill Pmt -Check	02/01/2018	7368	Unifirst Holdings, In...		1107 · Checkin...	79.72		-883,750.71
Bill Pmt -Check	02/01/2018	7369	US Cellular	Account # 84...	1107 · Checkin...	403.92		-883,346.79
Bill Pmt -Check	02/01/2018	7370	Verizon Wireless	Account # 87...	1107 · Checkin...	784.28		-882,562.51
Bill Pmt -Check	02/01/2018	7371	Ally	611925685889	1107 · Checkin...	655.22		-881,907.29
Bill	02/01/2018		Opal Leach		931 · Rents		250.00	-882,157.29
Bill	02/01/2018		Volunteer Trenching		874.16 · Mains...		250.00	-882,407.29
Bill	02/01/2018	1802N...	Navitas Communica...		435 · Extraordi...		2,000.00	-884,407.29
Bill Pmt -Check	02/01/2018	7373	Navitas Communica...		1107 · Checkin...	2,000.00		-882,407.29
Bill Pmt -Check	02/01/2018	7374	Navitas 1, LLC		1107 · Checkin...	10,080.00		-872,327.29
Bill	02/01/2018	180205	Velma Public Works...		903.46 · Custo...		100.00	-872,427.29
Bill	02/01/2018	10194...	X Stream Services	Account 0023...	6120 · Comm ...		392.02	-872,819.31
Bill	02/01/2018	180205	Motley Gin, Inc.	Account ID: N...	921.46 · Office...		341.55	-873,160.86
Bill	02/01/2018	180205	Totah Communicati...	account # 7460	921.46 · Office...		295.71	-873,456.57
Bill	02/01/2018	180201	Klint Alexander	January 2018	-SPLIT-		1,000.00	-874,456.57
Bill	02/01/2018	180205	CenterPoint Energy	7257756-2	804.46 · City G...		911.08	-875,367.65
Bill	02/01/2018	10826	Hull Brothers, Inc.		887.15 · Maint...		982.50	-876,350.15
Bill	02/01/2018	20180...	PayChex		6130 · Postage		31.00	-876,381.15
Bill	02/01/2018	125	Steve Jolley		874.15 · Mains...		2,500.00	-878,881.15
Bill	02/01/2018	180201	American Interstate ...	Policy AVWC...	924 · Insurance		1,366.81	-880,247.96
Bill	02/01/2018	1205	Professional Compli...		-SPLIT-		80.00	-880,327.96
Bill	02/01/2018	180206	Red River Valley Ru...	Account # 19...	855.46 · Other ...		38.12	-880,366.08
Bill	02/01/2018	180208	Time Warner Cable	Account # 84...	6120 · Comm ...		290.46	-880,656.54
Bill	02/01/2018	180212	Time Warner Cable	Account # 84...	6120 · Comm ...		713.45	-881,369.99
Bill	02/01/2018	C0044...	United Healthcare	Customer # 4...	926 · Employe...		12,977.56	-894,347.55
Bill	02/01/2018	C0044...	United Healthcare	Customer # 5...	926 · Employe...		26,923.74	-921,271.29
Bill	02/01/2018	180208	Solutions Practice M...	Account # 22...	-SPLIT-		60.00	-921,331.29
Bill	02/01/2018	180208	First Volunteer Bank		6320 · Bank fees		21.50	-921,352.79
Bill	02/01/2018	29769	Keystone-Beard Eq...		-SPLIT-		2.14	-921,354.93
Bill	02/01/2018	180208	The Town of Grace...		903.46 · Custo...		75.00	-921,429.93
Bill	02/01/2018	824 1...	Unifirst Holdings, In...		923.46 · Outsi...		58.03	-921,487.96

Navitas Utility Corporation
General Ledger
As of December 31, 2018

Type	Date	Num	Name	Memo	Split	Debit	Credit	Balance
Bill	02/01/2018	114462	Hudson Equipment		874.46 · Mains...		12.35	-921,500.31
Bill	02/01/2018	18-032	DeBritton Holdings, ...		931 · Rents		1,200.00	-922,700.31
Bill	02/01/2018	18-035	DeBritton Aviation Ltd.		6241 · Contrac...		1,500.00	-924,200.31
Bill	02/01/2018	0244-...	O'Reilly Auto Parts		874.46 · Mains...		42.80	-924,243.11
Bill Pmt -Check	02/02/2018	Transfer	ADP		1107 · Checkin...	252.50		-923,990.61
Bill	02/02/2018	50829...	ADP		923 · Outside ...		198.35	-924,188.96
Bill	02/02/2018	180205	Green's Tire & Oil		-SPLIT-		374.40	-924,563.36
Bill Pmt -Check	02/02/2018	Transfer	PayChex		1107 · Checkin...	31.00		-924,532.36
Bill	02/02/2018	HC11...	H & C Services and ...		874.46 · Mains...		13.52	-924,545.88
Bill	02/02/2018	180208	Ally	611927038563	-SPLIT-		543.33	-925,089.21
Bill	02/03/2018		Legacy Bank		6320 · Bank fees		75.00	-925,164.21
Bill	02/03/2018		Streetmaster, LLC		920 · Administr...		1,250.00	-926,414.21
Bill	02/04/2018	180212	Purchase Power	Acct # 8000-9...	6130 · Postage		400.00	-926,814.21
Bill	02/05/2018	18020...	ADP		-SPLIT-		38,397.12	-965,211.33
Bill	02/05/2018	TR-53...	Enable Gas Transmi...	Account # 26...	804.46 · City G...		1,900.44	-967,111.77
Bill	02/05/2018	TR-53...	Enable Gas Transmi...	Account # 26...	804.28 · City G...		8,177.99	-975,289.76
Bill	02/05/2018	180205	A New Energy LLC		-SPLIT-		4,166.66	-979,456.42
Bill	02/05/2018	180206	Pioneer Cellular - us...	Account # CN...	921.46 · Office...		94.32	-979,550.74
Bill	02/05/2018	40036...	Cintas Corporation #...	Acct # 35084	923.16 · Outsi...		25.00	-979,575.74
Bill	02/05/2018	11078...	Isco Industries, LLC		-SPLIT-		176.49	-979,752.23
Bill	02/05/2018	833 1...	Unifirst Holdings, In...		923.46 · Outsi...		26.87	-979,779.10
Bill	02/05/2018	825 1...	Unifirst Holdings, In...		923.46 · Outsi...		41.50	-979,820.60
Bill Pmt -Check	02/06/2018	Transfer	ADP		1107 · Checkin...	26,341.17		-953,479.43
Bill Pmt -Check	02/06/2018	Transfer	ADP		1107 · Checkin...	9,230.17		-944,249.26
Bill Pmt -Check	02/06/2018	Transfer	ADP		1107 · Checkin...	2,825.78		-941,423.48
Bill	02/06/2018	149	Petrol Energy, LLC		-SPLIT-		122,477.81	-1,063,901.29
Bill	02/06/2018	70-TN...	Southern Star Centr...		804.46 · City G...		11,982.42	-1,075,883.71
Bill	02/06/2018	02180...	Natural Gas Pipeline...	Acct # 5319 / ...	804.46 · City G...		495.45	-1,076,379.16
Bill	02/06/2018	180212	Jellico Electric & Wa...	Account # 00...	903.16 · Custo...		113.61	-1,076,492.77
Bill	02/06/2018	180212	Ally	024923459722	-SPLIT-		645.10	-1,077,137.87
Bill	02/06/2018	827 0...	Unifirst Holdings, In...		923.46 · Outsi...		32.70	-1,077,170.57
Bill	02/07/2018	011134	Rick Garner's Trans...		874.46 · Mains...		710.00	-1,077,880.57
Bill Pmt -Check	02/07/2018	7375	Delgasco, Inc.	Account # 16...	1107 · Checkin...	13,904.64		-1,063,975.93
Bill Pmt -Check	02/07/2018	7376	American Interstate ...	Policy AVWC...	1107 · Checkin...	1,366.81		-1,062,609.12
Bill Pmt -Check	02/07/2018	7377	B & B Meter Service		1107 · Checkin...	3,456.00		-1,059,153.12
Bill Pmt -Check	02/07/2018	7378	CenterPoint Energy	7257756-2	1107 · Checkin...	911.08		-1,058,242.04
Bill Pmt -Check	02/07/2018	7379	CKenergy Electric C...		1107 · Checkin...	397.00		-1,057,845.04
Bill Pmt -Check	02/07/2018	7380	DirecTV	Account # 03...	1107 · Checkin...	138.98		-1,057,706.06
Bill Pmt -Check	02/07/2018	7381	EGW Utilities, Inc.		1107 · Checkin...	1,222.97		-1,056,483.09
Bill Pmt -Check	02/07/2018	7382	Enable Gas Transmi...		1107 · Checkin...	11,046.72		-1,045,436.37
Bill Pmt -Check	02/07/2018	7383	Enable Oklahoma In...		1107 · Checkin...	11,720.40		-1,033,715.97
Bill Pmt -Check	02/07/2018	7384	Grainger	Account # 84...	1107 · Checkin...	84.52		-1,033,631.45
Bill Pmt -Check	02/07/2018	7385	Green's Tire & Oil		1107 · Checkin...	374.40		-1,033,257.05
Bill Pmt -Check	02/07/2018	7386	H & C Services and ...		1107 · Checkin...	13.52		-1,033,243.53
Bill Pmt -Check	02/07/2018	7387	Haskell County Wat...	Acc # 10-1240	1107 · Checkin...	18.00		-1,033,225.53
Bill Pmt -Check	02/07/2018	7388	Klint Alexander	October 2017	1107 · Checkin...	1,000.00		-1,032,225.53
Bill Pmt -Check	02/07/2018	7389	Knox Oklahoma Re...		1107 · Checkin...	15.00		-1,032,210.53
Bill Pmt -Check	02/07/2018	7390	Legacy Bank		1107 · Checkin...	75.00		-1,032,135.53
Bill Pmt -Check	02/07/2018	7391	Motley Gin, Inc.	Account ID: N...	1107 · Checkin...	341.55		-1,031,793.98

Navitas Utility Corporation
General Ledger
As of December 31, 2018

Type	Date	Num	Name	Memo	Split	Debit	Credit	Balance
Bill Pmt -Check	02/07/2018	7392	Natural Gas Pipeline...	Acct # 5319 / ...	1107 · Checkin...	495.45		-1,031,298.53
Bill Pmt -Check	02/07/2018	7393	Ochelata Utility Auth...	Account 1129	1107 · Checkin...	134.28		-1,031,164.25
Bill Pmt -Check	02/07/2018	7394	Opal Leach		1107 · Checkin...	250.00		-1,030,914.25
Bill Pmt -Check	02/07/2018	7395	Pioneer Cellular - us...	Account # CN...	1107 · Checkin...	94.32		-1,030,819.93
Bill Pmt -Check	02/07/2018	7396	Professional Compli...		1107 · Checkin...	255.00		-1,030,564.93
Bill Pmt -Check	02/07/2018	7397	R & R Water /Culligan	Account # 2279	1107 · Checkin...	45.58		-1,030,519.35
Bill Pmt -Check	02/07/2018	7398	Railroad Manageme...	Customer ID: ...	1107 · Checkin...	499.55		-1,030,019.80
Bill Pmt -Check	02/07/2018	7399	Red River Valley Ru...	Account # 19...	1107 · Checkin...	38.12		-1,029,981.68
Bill Pmt -Check	02/07/2018	7400	Rick Garner's Trans...		1107 · Checkin...	710.00		-1,029,271.68
Bill Pmt -Check	02/07/2018	7401	Southern Star Centr...		1107 · Checkin...	10,572.85		-1,018,698.83
Bill Pmt -Check	02/07/2018	7402	Stephens Co. Rural ...	Account A-04...	1107 · Checkin...	35.00		-1,018,663.83
Bill Pmt -Check	02/07/2018	7403	Steve Jolley		1107 · Checkin...	2,500.00		-1,016,163.83
Bill Pmt -Check	02/07/2018	7404	Tennessee One-Call...		1107 · Checkin...	229.00		-1,015,934.83
Bill Pmt -Check	02/07/2018	7405	Totah Communicati...	account # 7460	1107 · Checkin...	295.71		-1,015,639.12
Bill Pmt -Check	02/07/2018	7406	Town of Eakly		1107 · Checkin...	111.20		-1,015,527.92
Bill Pmt -Check	02/07/2018	7407	Velma Public Works...		1107 · Checkin...	100.00		-1,015,427.92
Bill Pmt -Check	02/07/2018	7408	Volunteer Trenching		1107 · Checkin...	250.00		-1,015,177.92
Bill Pmt -Check	02/07/2018	7409	X Stream Services	0013081	1107 · Checkin...	392.02		-1,014,785.90
Bill Pmt -Check	02/07/2018	7410	DirecTV	Account # 08...	1107 · Checkin...	48.99		-1,014,736.91
Bill Pmt -Check	02/07/2018	7411	Clearwater Enterpris...		1107 · Checkin...	41,004.55		-973,732.36
Bill Pmt -Check	02/07/2018	7412	TDH Construction		1107 · Checkin...	1,956.25		-971,776.11
Bill Pmt -Check	02/07/2018	7413	Carnegie Lumber		1107 · Checkin...	27.19		-971,748.92
Bill	02/07/2018	HC11...	H & C Services and ...		-SPLIT-		499.89	-972,248.81
Bill	02/07/2018	11078...	Isco Industries, LLC		-SPLIT-		2,676.76	-974,925.57
Bill	02/07/2018	825 1...	Unifirst Holdings, In...		923.46 · Outsi...		173.19	-975,098.76
Bill	02/08/2018	Box 240	U S Postmaster		903.46 · Custo...		116.00	-975,214.76
Bill	02/08/2018	824 1...	Unifirst Holdings, In...		923.46 · Outsi...		58.03	-975,272.79
Bill	02/08/2018	474973	Valir Physical Therapy		-SPLIT-		60.00	-975,332.79
Bill	02/08/2018	2017 ...	State of California	20-5778213 2...	6420 · Tax con...		80.04	-975,412.83
Bill	02/08/2018	180212	Public Service Co.	Account # 95...	903.46 · Custo...		44.22	-975,457.05
Bill	02/08/2018	5617	B & B Meter Service		1607 · Meters ...		1,125.46	-976,582.51
Bill	02/08/2018	180212	Northfork Electric C...	Acct # 12975...	903.46 · Custo...		47.65	-976,630.16
Bill	02/08/2018	180208	England Ford Inc	2017 Ford F-2...	-SPLIT-	0.00		-976,630.16
Bill Pmt -Check	02/09/2018	Transfer	ADP		1107 · Checkin...	198.35		-976,431.81
Bill	02/09/2018	50866...	ADP		923 · Outside ...		7.00	-976,438.81
Bill	02/09/2018	50867...	ADP		923 · Outside ...		266.50	-976,705.31
Bill	02/09/2018	TR-57...	Enable Oklahoma In...	Account # 26...	804.46 · City G...		3,340.20	-980,045.51
Bill	02/09/2018	TR-57...	Enable Oklahoma In...	Account # 26...	804.46 · City G...		4,202.60	-984,248.11
Bill	02/09/2018	HC11...	H & C Services and ...		-SPLIT-		145.90	-984,394.01
Bill	02/09/2018	10968...	EGW Utilities, Inc.	Customer ID ...	874.46 · Mains...		262.76	-984,656.77
Bill	02/09/2018	47423...	Quill	Account # C2...	921.16 · Office...		441.12	-985,097.89
Bill	02/09/2018	180212	Southern California ...	Customer acc...	6230 · Utilities		286.30	-985,384.19
Bill	02/09/2018	02092...	AT&T Mobility	Account # 28...	921.46 · Office...		492.05	-985,876.24
Bill	02/09/2018	180219	F & M Bank	Loan 9995000	-SPLIT-		630.87	-986,507.11
Bill	02/09/2018	180209	Mike Hellack Chevro...	2018 Chevy S...	-SPLIT-	0.00		-986,507.11
Bill	02/09/2018	180220	Public Service Co.	Account # 95...	903.46 · Custo...		28.90	-986,536.01
Bill	02/10/2018	180219	Ron Comingdeer & ...		923.46 · Outsi...		2,083.00	-988,619.01
Bill	02/12/2018	HC11...	H & C Services and ...		1302 · Certifie...		30.37	-988,649.38
Bill	02/12/2018	40037...	Cintas Corporation #...	Acct # 35084	923.16 · Outsi...		25.00	-988,674.38

Navitas Utility Corporation
General Ledger
As of December 31, 2018

Type	Date	Num	Name	Memo	Split	Debit	Credit	Balance
Bill	02/12/2018	180214	SoCal Gas	Account # 10...	6230 · Utilities		90.99	-988,765.37
Bill	02/12/2018	133770	Delgasco, Inc.	Account # 16...	804.16 · City G...		31,272.40	-1,020,037.77
Bill	02/12/2018	180219	AFCO	Account # 03-...	-SPLIT-		828.33	-1,020,866.10
Bill	02/12/2018	11078...	Isco Industries, LLC		1604 · Tools a...		335.11	-1,021,201.21
Bill	02/12/2018	180220	IPFS Corporation	Account # TX...	-SPLIT-		5,026.93	-1,026,228.14
Bill	02/12/2018	833 1...	Unifirst Holdings, In...		923.46 · Outsi...		19.93	-1,026,248.07
Bill	02/13/2018	18010...	Enbridge/Spectra E...	Account # 29...	804.15 · City G...		1,675.08	-1,027,923.15
Bill	02/13/2018	180215	ADP		5100 · Services		33,951.65	-1,061,874.80
Bill	02/13/2018	180215	Guardian	Group ID: 00 ...	924 · Insurance		306.61	-1,062,181.41
Bill	02/13/2018	10089...	Clearwater Enterpris...	Financial Mon...	804.46 · City G...		25,014.31	-1,087,195.72
Bill	02/13/2018	180219	Windstream	Account # 04...	921.46 · Office...		323.98	-1,087,519.70
Bill	02/13/2018	180220	Liberty Mutual Insur...	Account # 40...	924 · Insurance		3,826.66	-1,091,346.36
Bill	02/13/2018	827 0...	Unifirst Holdings, In...		923.46 · Outsi...		32.70	-1,091,379.06
Bill Pmt -Check	02/14/2018	7414	Clearwater Enterpris...		1107 · Checkin...	41,295.48		-1,050,083.58
Bill Pmt -Check	02/14/2018	Transfer	ADP		1107 · Checkin...	21,993.88		-1,028,089.70
Bill Pmt -Check	02/14/2018	Transfer	ADP		1107 · Checkin...	10,093.08		-1,017,996.62
Bill Pmt -Check	02/14/2018	Transfer	ADP		1107 · Checkin...	1,864.69		-1,016,131.93
Bill	02/14/2018	180214	England Ford Inc	Tag & Taxes	6410 · Lic, per...		2,486.33	-1,018,618.26
Bill Pmt -Check	02/14/2018	7415	England Ford Inc	Tag & Taxes	1107 · Checkin...	2,486.33		-1,016,131.93
Bill	02/14/2018	10089...	Clearwater Enterpris...	Financial Mon...	804.46 · City G...		204,838.51	-1,220,970.44
Bill	02/14/2018	11078...	Isco Industries, LLC		1604 · Tools a...		334.87	-1,221,305.31
Bill	02/14/2018	18022...	Oklahoma Natural G...	Account # 21...	804.46 · City G...		2,042.30	-1,223,347.61
Bill	02/14/2018	18022...	Oklahoma Natural G...	Account # 21...	804.46 · City G...		166.92	-1,223,514.53
Bill	02/14/2018	18022...	Oklahoma Natural G...	Account # 21...	804.46 · City G...		331.96	-1,223,846.49
Bill	02/14/2018	18022...	Oklahoma Natural G...	Account # 21...	804.46 · City G...		549.35	-1,224,395.84
Bill	02/14/2018	18022...	Oklahoma Natural G...	Account # 21...	804.46 · City G...		454.21	-1,224,850.05
Bill	02/14/2018	18022...	Oklahoma Natural G...	Account # 21...	804.46 · City G...		841.18	-1,225,691.23
Bill	02/14/2018	18022...	Oklahoma Natural G...	Account # 21...	804.46 · City G...		316.37	-1,226,007.60
Bill	02/14/2018	4765	Hudson Country Sto...	Acct # 04361	1308 · Engine ...		88.68	-1,226,096.28
Bill	02/14/2018	825 1...	Unifirst Holdings, In...		923.46 · Outsi...		173.19	-1,226,269.47
Bill	02/14/2018	115540	Hudson Equipment		874.46 · Mains...		28.11	-1,226,297.58
Credit	02/14/2018	115541	Hudson Equipment		874.46 · Mains...	14.25		-1,226,283.33
Bill	02/14/2018	115542	Hudson Equipment		874.46 · Mains...		2.74	-1,226,286.07
Bill Pmt -Check	02/15/2018	7416	Hull Brothers, Inc.		1107 · Checkin...	15,560.33		-1,210,725.74
Bill Pmt -Check	02/15/2018	7417	Ally	024924239093	1107 · Checkin...	21,596.86		-1,189,128.88
Bill Pmt -Check	02/15/2018	7418	Ally	024921495072	1107 · Checkin...	593.55		-1,188,535.33
Bill Pmt -Check	02/15/2018	7419	Ally	611927038563	1107 · Checkin...	543.33		-1,187,992.00
Bill	02/15/2018	23773	Tuff Fire & Safety, Inc.		925 · I/D - Safe...		560.25	-1,188,552.25
Bill	02/15/2018	180219	Mesa Consolidated ...	Acc # 045127...	6230 · Utilities		51.61	-1,188,603.86
Bill	02/15/2018	824 1...	Unifirst Holdings, In...		923.46 · Outsi...		58.03	-1,188,661.89
Bill	02/15/2018	180220	Cotton Electric Coop...	Acc # 270660...	903.46 · Custo...		72.58	-1,188,734.47
Bill	02/15/2018	825 1...	Unifirst Holdings, In...		923.46 · Outsi...		32.95	-1,188,767.42
Bill	02/15/2018	180305	Haskell County Wat...	Acc # 10-1240	903.46 · Custo...		18.00	-1,188,785.42
Bill	02/15/2018	167322	Farris Bobango Bra...		923.16 · Outsi...		1,500.00	-1,190,285.42
Bill Pmt -Check	02/16/2018	Transfer	ADP		1107 · Checkin...	7.00		-1,190,278.42
Bill Pmt -Check	02/16/2018	Transfer	ADP		1107 · Checkin...	266.50		-1,190,011.92
Bill	02/16/2018	HC11...	H & C Services and ...		874.46 · Mains...		142.26	-1,190,154.18
Bill	02/16/2018	50926...	ADP		923 · Outside ...		99.35	-1,190,253.53
Bill	02/16/2018	50925...	ADP		923 · Outside ...		49.95	-1,190,303.48

Navitas Utility Corporation
General Ledger
As of December 31, 2018

Type	Date	Num	Name	Memo	Split	Debit	Credit	Balance
Bill	02/16/2018	50905...	ADP		923 · Outside ...		195.50	-1,190,498.98
Bill	02/16/2018	180222	Ally	611925685889	-SPLIT-		655.22	-1,191,154.20
Bill	02/18/2018	180218	Ally	024922596418	-SPLIT-		17,864.55	-1,209,018.75
Bill Pmt -Check	02/18/2018	7420	Ally	024922596418	1107 · Checkin...	17,864.55		-1,191,154.20
Bill	02/18/2018	98019...	Verizon Wireless	Account # 87...	921.16 · Office...		786.28	-1,191,940.48
Bill	02/19/2018	18022...	ADP		-SPLIT-		39,679.02	-1,231,619.50
Bill	02/19/2018	20063...	Kentucky Undergrou...	Customer ID: ...	925 · I/D - Safe...		3.00	-1,231,622.50
Bill	02/19/2018	40039...	Cintas Corporation #...	Acct # 35084	923.16 · Outsi...		25.00	-1,231,647.50
Bill	02/19/2018	131155	England Ford Inc	Cust # 1024	874.46 · Mains...		62.73	-1,231,710.23
Bill	02/19/2018	833 1...	Unifirst Holdings, In...		923.46 · Outsi...		19.93	-1,231,730.16
Bill	02/19/2018	0219-...	O'Reilly Auto Parts		874.46 · Mains...		34.56	-1,231,764.72
Bill Pmt -Check	02/20/2018	7421	Anderson's Heat & Air		1107 · Checkin...	6,450.00		-1,225,314.72
Bill Pmt -Check	02/20/2018	7422	Airgas, Inc.		1107 · Checkin...	16.60		-1,225,298.12
Bill Pmt -Check	02/20/2018	7423	AT&T Mobility	287021588346	1107 · Checkin...	492.05		-1,224,806.07
Bill Pmt -Check	02/20/2018	7424	B & W Pipeline	VOID: STOP ...	1107 · Checkin...	0.00		-1,224,806.07
Bill Pmt -Check	02/20/2018	7425	Buckaloo Construction		1107 · Checkin...	26,479.00		-1,198,327.07
Bill Pmt -Check	02/20/2018	7426	Cart Farm & Home ...		1107 · Checkin...	96.65		-1,198,230.42
Bill Pmt -Check	02/20/2018	7427	Cintas Corporation #...		1107 · Checkin...	75.00		-1,198,155.42
Bill Pmt -Check	02/20/2018	7428	Delgasco, Inc.	Account # 16...	1107 · Checkin...	26,856.95		-1,171,298.47
Bill Pmt -Check	02/20/2018	7429	EGW Utilities, Inc.		1107 · Checkin...	1,477.23		-1,169,821.24
Bill Pmt -Check	02/20/2018	7430	Enable Gas Transmi...		1107 · Checkin...	10,070.10		-1,159,751.14
Bill Pmt -Check	02/20/2018	7431	Enable Oklahoma In...		1107 · Checkin...	8,558.40		-1,151,192.74
Bill Pmt -Check	02/20/2018	7432	Entz Oilfield Chemic...		1107 · Checkin...	151.00		-1,151,041.74
Bill Pmt -Check	02/20/2018	7433	Equity Exchange	Account # 353	1107 · Checkin...	3,069.25		-1,147,972.49
Bill Pmt -Check	02/20/2018	7434	F & G Service		1107 · Checkin...	1,754.37		-1,146,218.12
Bill Pmt -Check	02/20/2018	7435	Farris Bobango Bra...		1107 · Checkin...	1,500.00		-1,144,718.12
Bill Pmt -Check	02/20/2018	7436	First Volunteer Bank		1107 · Checkin...	21.50		-1,144,696.62
Bill Pmt -Check	02/20/2018	7437	Sparta Energy	November Pr...	1107 · Checkin...	21,908.07		-1,122,788.55
Bill Pmt -Check	02/20/2018	7438	Guardian	Group ID: 00 ...	1107 · Checkin...	306.61		-1,122,481.94
Bill Pmt -Check	02/20/2018	7439	H & C Services and ...		1107 · Checkin...	818.42		-1,121,663.52
Bill Pmt -Check	02/20/2018	7440	Isco Industries, LLC		1107 · Checkin...	1,104.80		-1,120,558.72
Bill Pmt -Check	02/20/2018	7441	Jellico Electric & Wa...	Account # 00...	1107 · Checkin...	113.61		-1,120,445.11
Bill Pmt -Check	02/20/2018	7442	K E Andrews and C...		1107 · Checkin...	3,500.00		-1,116,945.11
Bill Pmt -Check	02/20/2018	7443	Keystone-Beard Eq...		1107 · Checkin...	198.84		-1,116,746.27
Bill Pmt -Check	02/20/2018	7444	LMJ Industries		1107 · Checkin...	2,000.00		-1,114,746.27
Bill Pmt -Check	02/20/2018	7445	Mesa Consolidated ...	Acc # 045127...	1107 · Checkin...	51.61		-1,114,694.66
Bill Pmt -Check	02/20/2018	7446	Northfork Electric C...	Acct # 12975...	1107 · Checkin...	47.65		-1,114,647.01
Bill Pmt -Check	02/20/2018	7447	Public Service Co.	Account # 95...	1107 · Checkin...	44.22		-1,114,602.79
Bill Pmt -Check	02/20/2018	7448	Purchase Power	Acct # 8000-9...	1107 · Checkin...	400.00		-1,114,202.79
Bill Pmt -Check	02/20/2018	7449	Quill	Account # C2...	1107 · Checkin...	441.12		-1,113,761.67
Bill Pmt -Check	02/20/2018	7450	SoCal Gas	Account # 10...	1107 · Checkin...	90.99		-1,113,670.68
Bill Pmt -Check	02/20/2018	7451	Solutions Practice M...	Account # 22...	1107 · Checkin...	60.00		-1,113,610.68
Bill Pmt -Check	02/20/2018	7452	Battery Backup Pow...	January	1107 · Checkin...	598.91		-1,113,011.77
Bill Pmt -Check	02/20/2018	7453	Southern California ...	Customer acc...	1107 · Checkin...	286.30		-1,112,725.47
Bill Pmt -Check	02/20/2018	7454	Enbridge/Spectra E...	Account # 29...	1107 · Checkin...	1,675.08		-1,111,050.39
Bill Pmt -Check	02/20/2018	7455	State of California	20-5778213 2...	1107 · Checkin...	80.04		-1,110,970.35
Bill Pmt -Check	02/20/2018	7456	The Town of Grace...		1107 · Checkin...	75.00		-1,110,895.35
Bill Pmt -Check	02/20/2018	7457	Time Warner Cable	Account # 84...	1107 · Checkin...	290.46		-1,110,604.89
Bill Pmt -Check	02/20/2018	7458	Tri-Star Energy Con...		1107 · Checkin...	8,016.00		-1,102,588.89

Navitas Utility Corporation
General Ledger
As of December 31, 2018

Type	Date	Num	Name	Memo	Split	Debit	Credit	Balance
Bill Pmt -Check	02/20/2018	7459	Tuff Fire & Safety, Inc.		1107 · Checkin...	560.25		-1,102,028.64
Bill Pmt -Check	02/20/2018	7460	U S Postmaster		1107 · Checkin...	116.00		-1,101,912.64
Bill Pmt -Check	02/20/2018	7461	Valir Physical Therapy		1107 · Checkin...	60.00		-1,101,852.64
Bill Pmt -Check	02/20/2018	7462	Western Exterminat...	Cust # 15043...	1107 · Checkin...	75.00		-1,101,777.64
Bill Pmt -Check	02/20/2018	7463	Windstream	Account # 04...	1107 · Checkin...	323.98		-1,101,453.66
Bill Pmt -Check	02/20/2018	7464	Time Warner Cable	Account # 84...	1107 · Checkin...	713.45		-1,100,740.21
Bill	02/20/2018	180220	Pioneer Telephone ...	Account # PT...	921.46 · Office...		103.86	-1,100,844.07
Bill	02/20/2018	18011	Russmar Utility Man...		887.15 · Maint...		1,000.00	-1,101,844.07
Bill	02/20/2018	18010	Russmar Utility Man...		887.15 · Maint...		980.00	-1,102,824.07
Bill	02/20/2018	827 0...	Unifirst Holdings, In...		923.46 · Outsi...		32.70	-1,102,856.77
Bill	02/20/2018	02357...	US Cellular	Account # 84...	921.46 · Office...		403.92	-1,103,260.69
Bill	02/20/2018	180305	5100 Scott Kniess	2017	921.46 · Office...		836.25	-1,104,096.94
Bill	02/20/2018	115881	Hudson Equipment		874.46 · Mains...		9.52	-1,104,106.46
Bill	02/20/2018	180305	Town of Eakly	Account # 1019	6230 · Utilities		21.80	-1,104,128.26
Bill	02/20/2018	180319	Town of Eakly	Account # 1019	6230 · Utilities		112.61	-1,104,240.87
Bill	02/20/2018	0219-...	O'Reilly Auto Parts		874.46 · Mains...		55.51	-1,104,296.38
Bill Pmt -Check	02/21/2018	Transfer	ADP		1107 · Checkin...	26,795.35		-1,077,501.03
Bill Pmt -Check	02/21/2018	Transfer	ADP		1107 · Checkin...	9,599.78		-1,067,901.25
Bill Pmt -Check	02/21/2018	Transfer	ADP		1107 · Checkin...	3,283.89		-1,064,617.36
Bill Pmt -Check	02/21/2018	7465	Clearwater Enterpris...	Financial Mon...	1107 · Checkin...	41,000.00		-1,023,617.36
Bill Pmt -Check	02/21/2018	7466	Russmar Utility Man...		1107 · Checkin...	2,000.00		-1,021,617.36
Bill Pmt -Check	02/21/2018	7467	Barbara Uhrig		1107 · Checkin...	200.00		-1,021,417.36
Bill	02/21/2018	180226	Public Service Co.	Account # 95...	903.46 · Custo...		159.10	-1,021,576.46
Bill	02/21/2018	430069	F & G Service		874.46 · Mains...		1,469.25	-1,023,045.71
Bill	02/21/2018	825 1...	Unifirst Holdings, In...		923.46 · Outsi...		199.15	-1,023,244.86
Bill	02/21/2018	68021...	Continental Industrie...		-SPLIT-		3,865.25	-1,027,110.11
Bill	02/22/2018	30387...	CenterPoint Energy ...	Customer ID: ...	-SPLIT-		3,032.42	-1,030,142.53
Bill	02/22/2018	824 1...	Unifirst Holdings, In...		923.46 · Outsi...		58.03	-1,030,200.56
Bill	02/22/2018	180226	Oklahoma Natural G...	Acc # 212809...	903.46 · Custo...		21.23	-1,030,221.79
Bill	02/22/2018	825 1...	Unifirst Holdings, In...		923.46 · Outsi...		32.95	-1,030,254.74
Bill Pmt -Check	02/23/2018	Transfer	ADP		1107 · Checkin...	99.35		-1,030,155.39
Bill Pmt -Check	02/23/2018	Transfer	ADP		1107 · Checkin...	49.95		-1,030,105.44
Bill Pmt -Check	02/23/2018	Transfer	ADP		1107 · Checkin...	195.50		-1,029,909.94
Bill Pmt -Check	02/23/2018	7468	Petrol Energy, LLC		1107 · Checkin...	47,412.81		-982,497.13
Bill	02/23/2018	50984...	ADP		923 · Outside ...		76.19	-982,573.32
Bill	02/23/2018	50972...	ADP		923 · Outside ...		252.50	-982,825.82
Bill	02/23/2018	180305	Public Service Co.	Account # 95...	903.46 · Custo...		95.20	-982,921.02
Bill	02/23/2018	180305	Bank 7	Loan 1010669	427 · Interest ...		3,835.62	-986,756.64
Bill	02/23/2018	180301	Ally	024921495072	-SPLIT-		593.55	-987,350.19
Bill	02/23/2018	3650	Quinton Parts Supply		874.46 · Mains...		13.05	-987,363.24
Bill	02/25/2018	427112	Aflac	Accout #: FG...	926 · Employe...		153.12	-987,516.36
Bill Pmt -Check	02/26/2018	Transfer	United Healthcare	Customer # 4...	1107 · Checkin...	12,977.56		-974,538.80
Bill Pmt -Check	02/26/2018	Transfer	United Healthcare	Customer # 5...	1107 · Checkin...	26,923.74		-947,615.06
Bill Pmt -Check	02/26/2018	7469	Navitas 1, LLC		1107 · Checkin...	20,160.00		-927,455.06
Bill	02/26/2018	87940	Jenkins Oilfield Sup...	Customer Acc...	874.46 · Mains...		293.52	-927,748.58
Bill	02/26/2018	40040...	Cintas Corporation #...	Acct # 35084	923.16 · Outsi...		25.00	-927,773.58
Bill	02/26/2018	180302	Harmon Electric Ass...	Account # 50...	903.46 · Custo...		130.09	-927,903.67
Bill	02/26/2018	11078...	Isco Industries, LLC		-SPLIT-		219.87	-928,123.54
Bill	02/26/2018	833 1...	Unifirst Holdings, In...		923.46 · Outsi...		19.93	-928,143.47

Navitas Utility Corporation
General Ledger
As of December 31, 2018

Type	Date	Num	Name	Memo	Split	Debit	Credit	Balance
Bill	02/27/2018	180301	ADP		5100 · Services		34,021.83	-962,165.30
Bill	02/27/2018	180227	Oglesby Volunteer F...	Annual Volunt...	925 · I/D - Safe...		50.00	-962,215.30
Bill	02/27/2018	0219-...	O'Reilly Auto Parts		1308 · Engine ...		183.74	-962,399.04
Bill	02/27/2018	180227	England Ford Inc	Cust # 1024	426.30 · Penalt...		1.10	-962,400.14
Bill	02/27/2018	TR-53...	Enable Gas Transmi...	Account # 26...	804.28 · City G...		176.68	-962,576.82
Bill	02/27/2018	180305	Ally	024924239093	-SPLIT-		602.92	-963,179.74
Bill	02/27/2018	33625...	DirecTV	Account # 03...	6120 · Comm ...		138.98	-963,318.72
Bill	02/27/2018	827 0...	Unifirst Holdings, In...		923.46 · Outsi...		32.70	-963,351.42
Bill	02/28/2018	180228	5100 Gaylord G Flood		926 · Employe...		7,984.38	-971,335.80
Bill Pmt -Check	02/28/2018	Transfer	ADP		1107 · Checkin...	22,174.56		-949,161.24
Bill Pmt -Check	02/28/2018	Transfer	ADP		1107 · Checkin...	9,982.58		-939,178.66
Bill Pmt -Check	02/28/2018	Transfer	ADP		1107 · Checkin...	1,864.69		-937,313.97
Bill Pmt -Check	02/28/2018	7470	Clearwater Enterpris...		1107 · Checkin...	41,595.60		-895,718.37
Bill	02/28/2018	1802N...	Navitas 1, LLC		1499 · Contrac...		10,080.00	-905,798.37
Bill	02/28/2018	64	TDH Construction		920 · Administr...		1,380.00	-907,178.37
Bill	02/28/2018	56618...	Praxair Distribution I...		1604 · Tools a...		3,056.69	-910,235.06
Bill	02/28/2018	645069	Farmers Coop Mill &...		6242 · Fuel		53.37	-910,288.43
Bill	02/28/2018	180228	E & S Oil Company		921.46 · Office...		44.00	-910,332.43
Bill	02/28/2018	180228	Prince Plumbing LLC		874.46 · Mains...		8.94	-910,341.37
Bill	02/28/2018	180305	Ford Credit	Account # 56...	-SPLIT-		912.53	-911,253.90
Bill	02/28/2018	180305	CKenergy Electric C...	Account: 592...	6230 · Utilities		200.00	-911,453.90
Bill	02/28/2018	180305	CKenergy Electric C...	Account: 592...	6230 · Utilities		145.00	-911,598.90
Bill	02/28/2018	5652	B & B Meter Service		1607 · Meters ...		3,296.32	-914,895.22
Bill	02/28/2018	33633...	DirecTV	Account # 08...	6120 · Comm ...		48.99	-914,944.21
Bill	02/28/2018	180305	Stephens Co. Rural ...	Account A-04...	903.46 · Custo...		35.00	-914,979.21
Bill	02/28/2018	1802-...	Battery Backup Pow...	February	6120 · Comm ...		590.59	-915,569.80
Bill	02/28/2018	180308	R & R Water /Culligan	Account # 2279	6230 · Utilities		53.00	-915,622.80
Bill	02/28/2018	23923	HBC CPAs & Advisors	Client no 05761	6420 · Tax con...		5,000.00	-920,622.80
Bill	02/28/2018	58923...	Western Exterminat...	Cust # 15043...	932 · Maintena...		75.00	-920,697.80
Bill	02/28/2018	37326...	Terminix Processing...	Cust # 7479088	932 · Maintena...		57.00	-920,754.80
Bill	02/28/2018	131358	England Ford Inc	Cust # 1024	874.46 · Mains...		54.97	-920,809.77
Bill	02/28/2018	131346	England Ford Inc	Cust # 1024	874.46 · Mains...		59.10	-920,868.87
Bill	02/28/2018	180308	Monday's Stop N Sh...	January	921.46 · Office...		1,779.87	-922,648.74
Bill	02/28/2018	180308	Equity Exchange	Account # 353	-SPLIT-		2,884.36	-925,533.10
Bill	02/28/2018	201801	Miguel Morales		932 · Maintena...		650.00	-926,183.10
Bill	02/28/2018	99517...	Airgas, Inc.		931 · Rents		12.80	-926,195.90
Bill	02/28/2018	1802N...	NALLC - gas facilities		851.46 · Sys C...		10,172.16	-936,368.06
Bill	02/28/2018	825 1...	Unifirst Holdings, In...		923.46 · Outsi...		173.19	-936,541.25
Bill	02/28/2018	40	Sparta Energy	February Pro...	804.15 · City G...		16,342.48	-952,883.73
Bill	02/28/2018	337	B & W Pipeline	February Tran...	804.15 · City G...		13,897.67	-966,781.40
Bill	02/28/2018	340	B & W Pipeline	February Tran...	804.15 · City G...		602.64	-967,384.04
Bill	03/01/2018	00450...	United Healthcare	Customer # 5...	926 · Employe...		27,099.38	-994,483.42
Bill	03/01/2018	C0045...	United Healthcare	Customer # 4...	926 · Employe...		5,930.46	-1,000,413.88
Bill Pmt -Check	03/01/2018	7471	5100 Gaylord G Flood		1107 · Checkin...	7,984.38		-992,429.50
Bill Pmt -Check	03/01/2018	7472	A New Energy LLC		1107 · Checkin...	4,166.66		-988,262.84
Bill Pmt -Check	03/01/2018	7473	Ally	024923459722	1107 · Checkin...	645.10		-987,617.74
Bill Pmt -Check	03/01/2018	7474	B & B Meter Service		1107 · Checkin...	2,921.75		-984,695.99
Bill Pmt -Check	03/01/2018	7475	Bayou Engineering ...		1107 · Checkin...	2,379.80		-982,316.19
Bill Pmt -Check	03/01/2018	7476	Cotton Electric Coop...	Acc # 270660...	1107 · Checkin...	72.58		-982,243.61

Navitas Utility Corporation
General Ledger
As of December 31, 2018

Type	Date	Num	Name	Memo	Split	Debit	Credit	Balance
Bill Pmt -Check	03/01/2018	7477	England Ford Inc		1107 · Checkin...	890.10		-981,353.51
Bill Pmt -Check	03/01/2018	7478	IPFS Corporation	Account # TX...	1107 · Checkin...	5,026.93		-976,326.58
Bill Pmt -Check	03/01/2018	7479	Liberty Mutual Insur...	Account # 40...	1107 · Checkin...	3,826.66		-972,499.92
Bill Pmt -Check	03/01/2018	7480	Mike's Garage		1107 · Checkin...	411.55		-972,088.37
Bill Pmt -Check	03/01/2018	7481	NALLC - gas facilities		1107 · Checkin...	23,254.38		-948,833.99
Bill Pmt -Check	03/01/2018	7482	Navitas Communica...		1107 · Checkin...	2,000.00		-946,833.99
Bill Pmt -Check	03/01/2018	7483	Oglesby Volunteer F...	VOID: Annual...	1107 · Checkin...	0.00		-946,833.99
Bill Pmt -Check	03/01/2018	7484	Pioneer Telephone ...	Account # PT...	1107 · Checkin...	103.86		-946,730.13
Bill Pmt -Check	03/01/2018	7485	Public Service Co.		1107 · Checkin...	232.43		-946,497.70
Bill Pmt -Check	03/01/2018	7486	Oglesby Volunteer F...	Annual Volunt...	1107 · Checkin...	50.00		-946,447.70
Bill	03/01/2018		Opal Leach		931 · Rents		250.00	-946,697.70
Bill	03/01/2018		Volunteer Trenching		874.16 · Mains...		250.00	-946,947.70
Bill	03/01/2018	1803N...	Navitas Communica...		435 · Extraordi...		2,000.00	-948,947.70
Bill Pmt -Check	03/01/2018	7487	Praxair Distribution I...		1107 · Checkin...	3,056.69		-945,891.01
Bill	03/01/2018	180301	5100 Roberto Miranda		920 · Administr...		330.00	-946,221.01
Bill Pmt -Check	03/01/2018	7488	5100 Roberto Miranda		1107 · Checkin...	330.00		-945,891.01
Bill	03/01/2018	180301	Access Cable Televi...	Acct # 09-003...	921.16 · Office...		144.22	-946,035.23
Bill	03/01/2018	1319	Professional Compli...		-SPLIT-		80.00	-946,115.23
Bill	03/01/2018	126	Steve Jolley		874.15 · Mains...		2,500.00	-948,615.23
Bill	03/01/2018	824 1...	Unifirst Holdings, In...		923.46 · Outsi...		58.03	-948,673.26
Bill	03/01/2018	20574...	Sonitrol Orange Cou...	Customer # 3...	932 · Maintena...		141.15	-948,814.41
Bill	03/01/2018	159	Tri-Star Energy Con...		1408 · Prepaid...		4,008.00	-952,822.41
Bill	03/01/2018	36	LMJ Industries		1408 · Prepaid...		1,000.00	-953,822.41
Bill	03/01/2018	76451	Rainmaker Sales, Inc.		1302 · Certifie...		540.57	-954,362.98
Bill	03/01/2018	180305	Totah Communicati...	account # 7460	921.46 · Office...		291.34	-954,654.32
Bill	03/01/2018	180305	Motley Gin, Inc.	Account ID: N...	921.46 · Office...		439.72	-955,094.04
Bill	03/01/2018	10196...	X Stream Services	Account 0023...	6120 · Comm ...		380.98	-955,475.02
Bill	03/01/2018	180305	Velma Public Works...		903.46 · Custo...		100.00	-955,575.02
Bill	03/01/2018	Tus F...	Tom's Utility Service		-SPLIT-		4,400.00	-959,975.02
Bill	03/01/2018	180309	First Volunteer Bank		6320 · Bank fees		11.00	-959,986.02
Bill	03/01/2018	180308	Time Warner Cable	Account # 84...	6120 · Comm ...		290.59	-960,276.61
Bill	03/01/2018	180308	Time Warner Cable	Account # 84...	6120 · Comm ...		710.33	-960,986.94
Bill	03/01/2018	2317	Full Spectrum Servi...		932 · Maintena...		200.00	-961,186.94
Bill	03/01/2018	180308	Red River Valley Ru...	Account # 19...	855.46 · Other ...		37.87	-961,224.81
Bill	03/01/2018	180301	Green's Tire & Oil		-SPLIT-		1,046.40	-962,271.21
Bill	03/01/2018	180301	American Interstate ...	Policy AVWC...	924 · Insurance		1,525.25	-963,796.46
Bill	03/01/2018	180320	Ochelata Utility Auth...	Account 1129	903.46 · Custo...		134.28	-963,930.74
Bill	03/01/2018	2211	Full Spectrum Servi...		932 · Maintena...		200.00	-964,130.74
Bill	03/01/2018	116384	Hudson Equipment		874.46 · Mains...		5.00	-964,135.74
Bill	03/01/2018	18A00...	ReadyRefresh	Account # 00...	6230 · Utilities		42.43	-964,178.17
Bill	03/01/2018	18B00...	ReadyRefresh	Account # 00...	6230 · Utilities		42.43	-964,220.60
Bill	03/01/2018	18C00...	ReadyRefresh	Account # 00...	6230 · Utilities		62.43	-964,283.03
Bill	03/01/2018	825 1...	Unifirst Holdings, In...		923.46 · Outsi...		32.95	-964,315.98
Bill	03/01/2018	3851	Hull Brothers Constr...	Cobb Feed Mi...	887.15 · Maint...		4,259.82	-968,575.80
Bill	03/01/2018	782201	Double Y Spraying		932 · Maintena...		275.00	-968,850.80
Bill Pmt -Check	03/02/2018	Transfer	ADP		1107 · Checkin...	76.19		-968,774.61
Bill Pmt -Check	03/02/2018	Transfer	ADP		1107 · Checkin...	252.50		-968,522.11
Bill Pmt -Check	03/02/2018	7489	Navitas 1, LLC		1107 · Checkin...	10,080.00		-958,442.11
Bill	03/02/2018	180302	Optum	Account # 3Y...	-SPLIT-		580.00	-959,022.11

Navitas Utility Corporation
General Ledger
As of December 31, 2018

Type	Date	Num	Name	Memo	Split	Debit	Credit	Balance
Bill	03/02/2018	51002...	ADP		923 · Outside ...		198.35	-959,220.46
Bill	03/02/2018	33721...	Locke Supply		874.46 · Mains...		326.17	-959,546.63
Bill	03/02/2018	0219-...	O'Reilly Auto Parts		874.46 · Mains...		38.39	-959,585.02
Bill	03/02/2018	90734...	Airgas, Inc.		925 · I/D - Safe...		109.19	-959,694.21
Bill	03/02/2018	180308	CenterPoint Energy	7257756-2	804.46 · City G...		941.60	-960,635.81
Bill	03/02/2018	180308	Ally	611927038563	-SPLIT-		543.33	-961,179.14
Bill	03/03/2018		Legacy Bank		6320 · Bank fees		75.00	-961,254.14
Bill	03/03/2018		Streetmaster, LLC		920 · Administr...		1,250.00	-962,504.14
Bill	03/03/2018	180308	Monday's Stop N Sh...	February	921.46 · Office...		1,767.43	-964,271.57
Bill	03/04/2018	180319	Purchase Power	Acct # 8000-9...	6130 · Postage		803.00	-965,074.57
Bill Pmt -Check	03/05/2018	Transfer	Optum	Account # 3Y...	1107 · Checkin...	580.00		-964,494.57
Bill	03/05/2018	18030...	ADP		-SPLIT-		39,002.58	-1,003,497.15
Bill	03/05/2018	180305	Pioneer Cellular - us...	Account # CN...	921.46 · Office...		109.33	-1,003,606.48
Bill	03/05/2018	180312	A New Energy LLC		-SPLIT-		4,166.66	-1,007,773.14
Bill	03/05/2018	180312	Jellico Electric & Wa...	Account # 00...	903.16 · Custo...		102.08	-1,007,875.22
Bill	03/05/2018	40042...	Cintas Corporation #...	Acct # 35084	923.16 · Outsi...		25.00	-1,007,900.22
Bill	03/05/2018	180305	Klint Alexander	February 2018	-SPLIT-		1,000.00	-1,008,900.22
Bill	03/05/2018	TR-53...	Enable Gas Transmi...	Account # 26...	804.46 · City G...		1,894.28	-1,010,794.50
Bill	03/05/2018	TR-53...	Enable Gas Transmi...	Account # 26...	804.28 · City G...		8,180.86	-1,018,975.36
Bill	03/05/2018	833 1...	Unifirst Holdings, In...		923.46 · Outsi...		19.93	-1,018,995.29
Bill	03/06/2018	180315	GM Financial	Acct # 21100...	-SPLIT-		669.98	-1,019,665.27
Bill	03/06/2018	180312	Ally	024923459722	-SPLIT-		645.10	-1,020,310.37
Bill	03/06/2018	151	Petrol Energy, LLC		-SPLIT-		94,143.31	-1,114,453.68
Bill	03/06/2018	03180...	Natural Gas Pipeline...	Acct # 5319 / ...	804.46 · City G...		489.16	-1,114,942.84
Bill	03/06/2018	70-TN...	Southern Star Centr...		804.46 · City G...		10,516.28	-1,125,459.12
Bill	03/06/2018	827 0...	Unifirst Holdings, In...		923.46 · Outsi...		32.70	-1,125,491.82
Bill	03/06/2018	133295	Cart Farm & Home ...		874.46 · Mains...		7.69	-1,125,499.51
Bill Pmt -Check	03/07/2018	7490	Southern Star Centr...		1107 · Checkin...	11,524.28		-1,113,975.23
Bill Pmt -Check	03/07/2018	Transfer	ADP		1107 · Checkin...	26,288.74		-1,087,686.49
Bill Pmt -Check	03/07/2018	Transfer	ADP		1107 · Checkin...	9,395.21		-1,078,291.28
Bill Pmt -Check	03/07/2018	Transfer	ADP		1107 · Checkin...	3,318.63		-1,074,972.65
Bill Pmt -Check	03/07/2018	7491	Clearwater Enterpris...	Financial Mon...	1107 · Checkin...	41,000.00		-1,033,972.65
Bill	03/07/2018	180312	Northfork Electric C...	Acct # 12975...	903.46 · Custo...		46.31	-1,034,018.96
Bill	03/07/2018	19760	Pipeline Regulatory ...		925 · I/D - Safe...		17,050.00	-1,051,068.96
Bill	03/07/2018	2018	Jellico Life Saving &...		925 · I/D - Safe...		40.00	-1,051,108.96
Bill	03/07/2018	825 1...	Unifirst Holdings, In...		923.46 · Outsi...		173.19	-1,051,282.15
Bill	03/07/2018	3730	Quinton Parts Supply		874.46 · Mains...		26.13	-1,051,308.28
Bill Pmt -Check	03/08/2018	7492	5100 Scott Kniess	VOID: 2017	1107 · Checkin...	0.00		-1,051,308.28
Bill Pmt -Check	03/08/2018	7493	Access Cable Televi...	Acct # 09-003...	1107 · Checkin...	144.22		-1,051,164.06
Bill Pmt -Check	03/08/2018	7494	AFCO	04-98926209-...	1107 · Checkin...	828.33		-1,050,335.73
Bill Pmt -Check	03/08/2018	7495	Aflac	Accout #: FG...	1107 · Checkin...	153.12		-1,050,182.61
Bill Pmt -Check	03/08/2018	7496	Ally	611925685889	1107 · Checkin...	655.22		-1,049,527.39
Bill Pmt -Check	03/08/2018	7497	Bank 7	Loan 1010669	1107 · Checkin...	3,835.62		-1,045,691.77
Bill Pmt -Check	03/08/2018	7498	CenterPoint Energy ...	Customer ID: ...	1107 · Checkin...	3,032.42		-1,042,659.35
Bill Pmt -Check	03/08/2018	7499	CKenergy Electric C...		1107 · Checkin...	345.00		-1,042,314.35
Bill Pmt -Check	03/08/2018	7500	DirecTV	Account # 03...	1107 · Checkin...	138.98		-1,042,175.37
Bill Pmt -Check	03/08/2018	7501	E & S Oil Company		1107 · Checkin...	44.00		-1,042,131.37
Bill Pmt -Check	03/08/2018	7502	EGW Utilities, Inc.	Customer ID ...	1107 · Checkin...	262.76		-1,041,868.61
Bill Pmt -Check	03/08/2018	7503	F & M Bank	Loan 9995000	1107 · Checkin...	630.87		-1,041,237.74

Navitas Utility Corporation
General Ledger
As of December 31, 2018

Type	Date	Num	Name	Memo	Split	Debit	Credit	Balance
Bill Pmt -Check	03/08/2018	7504	Farmers Coop Mill &...		1107 · Checkin...	53.37		-1,041,184.37
Bill Pmt -Check	03/08/2018	7505	Ford Credit	Account # 56...	1107 · Checkin...	912.53		-1,040,271.84
Bill Pmt -Check	03/08/2018	7506	Harmon Electric Ass...	Account # 50...	1107 · Checkin...	130.09		-1,040,141.75
Bill Pmt -Check	03/08/2018	7507	Haskell County Wat...	Acc # 10-1240	1107 · Checkin...	18.00		-1,040,123.75
Bill Pmt -Check	03/08/2018	7508	Hudson Country Sto...	Acct # 04361	1107 · Checkin...	88.68		-1,040,035.07
Bill Pmt -Check	03/08/2018	7509	Hudson Equipment		1107 · Checkin...	38.47		-1,039,996.60
Bill Pmt -Check	03/08/2018	7510	Jenkins Oilfield Sup...	Customer Acc...	1107 · Checkin...	293.52		-1,039,703.08
Bill Pmt -Check	03/08/2018	7511	Kentucky Undergrou...	Customer ID: ...	1107 · Checkin...	3.00		-1,039,700.08
Bill Pmt -Check	03/08/2018	7512	Klint Alexander	December 2017	1107 · Checkin...	1,000.00		-1,038,700.08
Bill Pmt -Check	03/08/2018	7513	Legacy Bank		1107 · Checkin...	75.00		-1,038,625.08
Bill Pmt -Check	03/08/2018	7514	LMJ Industries		1107 · Checkin...	1,000.00		-1,037,625.08
Bill Pmt -Check	03/08/2018	7515	Motley Gin, Inc.	Account ID: N...	1107 · Checkin...	439.72		-1,037,185.36
Bill Pmt -Check	03/08/2018	7516	O'Reilly Auto Parts		1107 · Checkin...	183.74		-1,037,001.62
Bill Pmt -Check	03/08/2018	7517	Oklahoma Natural G...		1107 · Checkin...	4,723.52		-1,032,278.10
Bill Pmt -Check	03/08/2018	7518	Opal Leach		1107 · Checkin...	250.00		-1,032,028.10
Bill Pmt -Check	03/08/2018	7519	Pioneer Cellular - us...	Account # CN...	1107 · Checkin...	109.33		-1,031,918.77
Bill Pmt -Check	03/08/2018	7520	Prince Plumbing LLC		1107 · Checkin...	8.94		-1,031,909.83
Bill Pmt -Check	03/08/2018	7521	Professional Compli...		1107 · Checkin...	80.00		-1,031,829.83
Bill Pmt -Check	03/08/2018	7522	Public Service Co.	Account # 95...	1107 · Checkin...	95.20		-1,031,734.63
Bill Pmt -Check	03/08/2018	7523	Quinton Parts Supply		1107 · Checkin...	13.05		-1,031,721.58
Bill Pmt -Check	03/08/2018	7524	Rainmaker Sales, Inc.		1107 · Checkin...	540.57		-1,031,181.01
Bill Pmt -Check	03/08/2018	7525	Ron Comingdeer & ...		1107 · Checkin...	2,083.00		-1,029,098.01
Bill Pmt -Check	03/08/2018	7526	Sonitrol Orange Cou...	Customer # 3...	1107 · Checkin...	141.15		-1,028,956.86
Bill Pmt -Check	03/08/2018	7527	Stephens Co. Rural ...	Account A-04...	1107 · Checkin...	35.00		-1,028,921.86
Bill Pmt -Check	03/08/2018	7528	Steve Jolley		1107 · Checkin...	2,500.00		-1,026,421.86
Bill Pmt -Check	03/08/2018	7529	Totah Communicati...	account # 7460	1107 · Checkin...	291.34		-1,026,130.52
Bill Pmt -Check	03/08/2018	7530	Tri-Star Energy Con...		1107 · Checkin...	4,008.00		-1,022,122.52
Bill Pmt -Check	03/08/2018	7531	Unifirst Holdings, In...		1107 · Checkin...	917.87		-1,021,204.65
Bill Pmt -Check	03/08/2018	7532	Unifirst Holdings, In...		1107 · Checkin...	173.30		-1,021,031.35
Bill Pmt -Check	03/08/2018	7533	Unifirst Holdings, In...		1107 · Checkin...	290.15		-1,020,741.20
Bill Pmt -Check	03/08/2018	7534	Unifirst Holdings, In...		1107 · Checkin...	163.50		-1,020,577.70
Bill Pmt -Check	03/08/2018	7535	Unifirst Holdings, In...		1107 · Checkin...	106.59		-1,020,471.11
Bill Pmt -Check	03/08/2018	7536	US Cellular	Account # 84...	1107 · Checkin...	403.92		-1,020,067.19
Bill Pmt -Check	03/08/2018	7537	Velma Public Works...		1107 · Checkin...	100.00		-1,019,967.19
Bill Pmt -Check	03/08/2018	7538	Verizon Wireless	Account # 87...	1107 · Checkin...	786.28		-1,019,180.91
Bill Pmt -Check	03/08/2018	7539	Volunteer Trenching		1107 · Checkin...	250.00		-1,018,930.91
Bill Pmt -Check	03/08/2018	7540	X Stream Services	0013081	1107 · Checkin...	380.98		-1,018,549.93
Bill Pmt -Check	03/08/2018	7541	Ally	024921495072	1107 · Checkin...	593.55		-1,017,956.38
Bill Pmt -Check	03/08/2018	7542	DirecTV	Account # 08...	1107 · Checkin...	48.99		-1,017,907.39
Bill Pmt -Check	03/08/2018	7543	Battery Backup Pow...	February	1107 · Checkin...	590.59		-1,017,316.80
Bill Pmt -Check	03/08/2018	7544	Ally	024924239093	1107 · Checkin...	602.92		-1,016,713.88
Bill Pmt -Check	03/08/2018	7545	England Ford Inc	Cust # 1024	1107 · Checkin...	1.10		-1,016,712.78
Bill	03/08/2018	824 1...	Unifirst Holdings, In...		923.46 · Outsi...		53.12	-1,016,765.90
Bill	03/08/2018	HC11...	H & C Services and ...		1302 · Certifie...		19.07	-1,016,784.97
Bill	03/08/2018	180308	The Country Conne...		6140 · Office c...		30.00	-1,016,814.97
Bill	03/08/2018	0244-...	O'Reilly Auto Parts		874.46 · Mains...		42.77	-1,016,857.74
Bill	03/08/2018	54225...	Quill	Account # C2...	6140 · Office c...		189.38	-1,017,047.12
Bill	03/08/2018	825 1...	Unifirst Holdings, In...		923.46 · Outsi...		32.70	-1,017,079.82
Bill	03/08/2018	3852	Hull Brothers Constr...	Dollar Store H...	887.16 · Maint...		1,371.00	-1,018,450.82

Navitas Utility Corporation
General Ledger
As of December 31, 2018

Type	Date	Num	Name	Memo	Split	Debit	Credit	Balance
Bill Pmt -Check	03/09/2018	Transfer	ADP		1107 · Checkin...	198.35		-1,018,252.47
Bill	03/09/2018	180319	Public Service Co.	Account # 95...	903.46 · Custo...		42.18	-1,018,294.65
Bill	03/09/2018	03092...	AT&T Mobility	Account # 28...	921.46 · Office...		459.34	-1,018,753.99
Bill	03/09/2018	2018 r...	Terminix Processing...	Cust # 7479088	932 · Maintena...		266.00	-1,019,019.99
Bill	03/09/2018	TR-57...	Enable Oklahoma In...	Account # 26...	804.46 · City G...		1,560.00	-1,020,579.99
Bill	03/09/2018	TR-57...	Enable Oklahoma In...	Account # 26...	804.46 · City G...		2,102.60	-1,022,682.59
Bill	03/09/2018	51033...	ADP		923 · Outside ...		249.65	-1,022,932.24
Bill Pmt -Check	03/09/2018		ADP	QuickBooks g...	1100 · Cash	0.00		-1,022,932.24
Bill	03/09/2018	117167	Hudson Equipment		874.46 · Mains...		17.98	-1,022,950.22
Bill	03/09/2018	646145	Farmers Coop Mill &...		874.46 · Mains...		47.44	-1,022,997.66
Bill	03/10/2018	180313	Ron Comingdeer & ...		923.46 · Outsi...		2,083.00	-1,025,080.66
Bill Pmt -Check	03/12/2018	7546	Navitas 1, LLC		1107 · Checkin...	10,080.00		-1,015,000.66
Bill	03/12/2018	180319	IPFS Corporation	Account # TX...	-SPLIT-		5,026.93	-1,020,027.59
Bill	03/12/2018	180319	The Town of Grace...		903.46 · Custo...		75.00	-1,020,102.59
Bill	03/12/2018	10089...	Clearwater Enterpris...	Financial Mon...	804.46 · City G...		152,223.42	-1,172,326.01
Bill	03/12/2018	10089...	Clearwater Enterpris...	Financial Mon...	804.46 · City G...		21,318.83	-1,193,644.84
Bill	03/12/2018	180319	Public Service Co.	Account # 95...	903.46 · Custo...		27.11	-1,193,671.95
Bill	03/12/2018	286139	Harold's Auto Supply	Acct # 3530	874.46 · Mains...		10.76	-1,193,682.71
Bill	03/12/2018	833 1...	Unifirst Holdings, In...		923.46 · Outsi...		19.93	-1,193,702.64
Bill	03/12/2018	40043...	Cintas Corporation #...	Acct # 35084	923.16 · Outsi...		25.00	-1,193,727.64
Bill Pmt -Check	03/13/2018	7547	A New Energy LLC		1107 · Checkin...	4,166.66		-1,189,560.98
Bill Pmt -Check	03/13/2018	7548	B & B Meter Service		1107 · Checkin...	1,125.46		-1,188,435.52
Bill Pmt -Check	03/13/2018	7549	B & W Pipeline		1107 · Checkin...	28,919.29		-1,159,516.23
Bill Pmt -Check	03/13/2018	7550	Continental Industrie...		1107 · Checkin...	4,893.60		-1,154,622.63
Bill Pmt -Check	03/13/2018	7551	Sparta Energy	December Pr...	1107 · Checkin...	24,649.96		-1,129,972.67
Bill Pmt -Check	03/13/2018	7552	HBC CPAs & Advisors	Client no 05761	1107 · Checkin...	9,150.00		-1,120,822.67
Bill Pmt -Check	03/13/2018	7553	Isco Industries, LLC		1107 · Checkin...	2,853.25		-1,117,969.42
Bill Pmt -Check	03/13/2018	7554	Navitas Communica...		1107 · Checkin...	2,000.00		-1,115,969.42
Bill	03/13/2018	180315	ADP		5100 · Services		33,790.88	-1,149,760.30
Bill	03/13/2018	180319	Windstream	Account # 04...	921.46 · Office...		324.11	-1,150,084.41
Bill	03/13/2018	134066	Delgasco, Inc.	Account # 16...	804.16 · City G...		19,852.56	-1,169,936.97
Bill	03/13/2018	180314	Southern California ...	Customer acc...	6230 · Utilities		289.24	-1,170,226.21
Bill	03/13/2018	18020...	Enbridge/Spectra E...	Account # 29...	804.15 · City G...		1,671.98	-1,171,898.19
Bill	03/13/2018	180319	Liberty Mutual Insur...	Account # 40...	924 · Insurance		4,550.16	-1,176,448.35
Bill	03/13/2018	180319	F & M Bank	Loan 9995000	-SPLIT-		630.87	-1,177,079.22
Bill	03/13/2018	117450	Hudson Equipment		874.46 · Mains...		5.67	-1,177,084.89
Bill	03/13/2018	827 0...	Unifirst Holdings, In...		923.46 · Outsi...		32.70	-1,177,117.59
Bill Pmt -Check	03/14/2018	7555	Clearwater Enterpris...		1107 · Checkin...	41,869.23		-1,135,248.36
Bill Pmt -Check	03/14/2018	Transfer	ADP		1107 · Checkin...	21,993.89		-1,113,254.47
Bill Pmt -Check	03/14/2018	Transfer	ADP		1107 · Checkin...	9,932.30		-1,103,322.17
Bill Pmt -Check	03/14/2018	Transfer	ADP		1107 · Checkin...	1,864.69		-1,101,457.48
Bill Pmt -Check	03/14/2018	7556	DeBritton Aviation Ltd.		1107 · Checkin...	1,500.00		-1,099,957.48
Bill Pmt -Check	03/14/2018	7557	DeBritton Holdings, ...		1107 · Checkin...	1,200.00		-1,098,757.48
Bill	03/14/2018	180319	SoCal Gas	Account # 10...	6230 · Utilities		90.56	-1,098,848.04
Bill	03/14/2018	180314	Mike's Garage		874.46 · Mains...		340.00	-1,099,188.04
Credit	03/14/2018	49959...	ADP		874.46 · Mains...	784.84		-1,098,403.20
General Journal	03/14/2018	180314	ADP	ADP refund	1107 · Checkin...		784.84	-1,099,188.04
Bill	03/14/2018	18031...	Oklahoma Natural G...	Account # 21...	804.46 · City G...		2,324.29	-1,101,512.33
Bill	03/14/2018	18031...	Oklahoma Natural G...	Account # 21...	804.46 · City G...		156.96	-1,101,669.29

Navitas Utility Corporation
General Ledger
As of December 31, 2018

Type	Date	Num	Name	Memo	Split	Debit	Credit	Balance
Bill	03/14/2018	18031...	Oklahoma Natural G...	Account # 21...	804.46 · City G...		450.63	-1,102,119.92
Bill	03/14/2018	18031...	Oklahoma Natural G...	Account # 21...	804.46 · City G...		281.26	-1,102,401.18
Bill	03/14/2018	18031...	Oklahoma Natural G...	Account # 21...	804.46 · City G...		287.77	-1,102,688.95
Bill	03/14/2018	18031...	Oklahoma Natural G...	Account # 21...	804.46 · City G...		680.26	-1,103,369.21
Bill	03/14/2018	18031...	Oklahoma Natural G...	Account # 21...	804.46 · City G...		546.05	-1,103,915.26
Bill	03/14/2018	6245	Hudson Country Sto...	Acct # 04361	1308 · Engine ...		154.01	-1,104,069.27
Bill	03/14/2018	825 1...	Unifirst Holdings, In...		923.46 · Outsi...		173.19	-1,104,242.46
Bill	03/15/2018	180319	Guardian	Group ID: 00 ...	924 · Insurance		295.67	-1,104,538.13
Bill	03/15/2018	824 1...	Unifirst Holdings, In...		923.46 · Outsi...		53.12	-1,104,591.25
Bill	03/15/2018	180319	Cotton Electric Coop...	Acc # 270660...	903.46 · Custo...		75.36	-1,104,666.61
Bill	03/15/2018	20063...	Kentucky Undergrou...	Customer ID: ...	925 · I/D - Safe...		10.50	-1,104,677.11
Bill	03/15/2018	167323	Farris Bobango Bra...		923.16 · Outsi...		1,500.00	-1,106,177.11
Bill	03/15/2018	180319	AFCO	Account # 03-...	-SPLIT-		884.74	-1,107,061.85
Bill	03/15/2018	117630	Hudson Equipment		1308 · Engine ...		149.53	-1,107,211.38
Bill	03/15/2018	825 1...	Unifirst Holdings, In...		923.46 · Outsi...		32.95	-1,107,244.33
Bill	03/15/2018	134671	Cart Farm & Home ...		874.46 · Mains...		14.29	-1,107,258.62
Credit	03/16/2018	17864...	PayChex		923 · Outside ...	65.00		-1,107,193.62
General Journal	03/16/2018	180316	PayChex	PayChex credit	1107 · Checkin...		65.00	-1,107,258.62
Bill Pmt -Check	03/16/2018		PayChex	QuickBooks g...	1100 · Cash	0.00		-1,107,258.62
Bill Pmt -Check	03/16/2018	Transfer	ADP		1107 · Checkin...	249.65		-1,107,008.97
Bill	03/16/2018	51071...	ADP		923 · Outside ...		14.00	-1,107,022.97
Bill	03/16/2018	51070...	ADP		923 · Outside ...		202.50	-1,107,225.47
Bill	03/16/2018	22337	Koons Gas Measure...		1607 · Meters ...		8,247.29	-1,115,472.76
Bill	03/16/2018	6386	Hudson Country Sto...	Acct # 04361	1308 · Engine ...		45.34	-1,115,518.10
Bill	03/16/2018	56187...	Quill	Account # C2...	6140 · Office c...		300.81	-1,115,818.91
Bill	03/16/2018	37386...	Terminix Processing...	Cust # 7479088	932 · Maintena...		114.00	-1,115,932.91
Bill	03/16/2018	180322	Ally	024922596418	-SPLIT-		624.64	-1,116,557.55
Bill	03/18/2018	6530	Hudson Country Sto...	Acct # 04361	874.46 · Mains...		33.51	-1,116,591.06
Bill	03/18/2018	98037...	Verizon Wireless	Account # 87...	921.16 · Office...		788.64	-1,117,379.70
Bill	03/19/2018	2456	Mountain Valley Sup...		-SPLIT-		329.44	-1,117,709.14
Bill	03/19/2018	180319	The Anadarko Daily ...		921.46 · Office...		87.00	-1,117,796.14
Bill	03/19/2018	286522	Harold's Auto Supply	Acct # 3530	874.46 · Mains...		21.27	-1,117,817.41
Bill	03/19/2018	40045...	Cintas Corporation #...	Acct # 35084	923.16 · Outsi...		25.00	-1,117,842.41
Bill	03/19/2018	0244-...	O'Reilly Auto Parts		874.46 · Mains...		24.60	-1,117,867.01
Bill	03/19/2018	Tus M...	Tom's Utility Service		-SPLIT-		4,400.00	-1,122,267.01
Bill	03/19/2018	833 1...	Unifirst Holdings, In...		923.46 · Outsi...		19.93	-1,122,286.94
Bill	03/19/2018	180404	Haskell County Wat...	Acc # 10-1240	903.46 · Custo...		19.80	-1,122,306.74
Bill	03/19/2018	76700	Rainmaker Sales, Inc.		874.46 · Mains...		2,217.30	-1,124,524.04
Bill Pmt -Check	03/20/2018	7558	Airgas, Inc.		1107 · Checkin...	121.99		-1,124,402.05
Bill Pmt -Check	03/20/2018	7559	Ally	611927038563	1107 · Checkin...	543.33		-1,123,858.72
Bill Pmt -Check	03/20/2018	7560	The Anadarko Daily ...		1107 · Checkin...	87.00		-1,123,771.72
Bill Pmt -Check	03/20/2018	7561	AT&T Mobility	287021588346	1107 · Checkin...	459.34		-1,123,312.38
Bill Pmt -Check	03/20/2018	7562	CenterPoint Energy	7257756-2	1107 · Checkin...	941.60		-1,122,370.78
Bill Pmt -Check	03/20/2018	7563	Cintas Corporation #...		1107 · Checkin...	75.00		-1,122,295.78
Bill Pmt -Check	03/20/2018	7564	Cotton Electric Coop...	Acc # 270660...	1107 · Checkin...	75.36		-1,122,220.42
Bill Pmt -Check	03/20/2018	7565	Delgasco, Inc.	Account # 16...	1107 · Checkin...	31,272.40		-1,090,948.02
Bill Pmt -Check	03/20/2018	7566	Enable Gas Transmi...		1107 · Checkin...	10,015.25		-1,080,932.77
Bill Pmt -Check	03/20/2018	7567	Enable Oklahoma In...		1107 · Checkin...	7,542.80		-1,073,389.97
Bill Pmt -Check	03/20/2018	7568	England Ford Inc		1107 · Checkin...	114.07		-1,073,275.90

Navitas Utility Corporation
General Ledger
As of December 31, 2018

Type	Date	Num	Name	Memo	Split	Debit	Credit	Balance
Bill Pmt -Check	03/20/2018	7569	Equity Exchange	Account # 353	1107 · Checkin...	2,884.36		-1,070,391.54
Bill Pmt -Check	03/20/2018	7570	F & G Service		1107 · Checkin...	1,469.25		-1,068,922.29
Bill Pmt -Check	03/20/2018	7571	Farris Bobango Bra...		1107 · Checkin...	3,000.00		-1,065,922.29
Bill Pmt -Check	03/20/2018	7572	First Volunteer Bank		1107 · Checkin...	11.00		-1,065,911.29
Bill Pmt -Check	03/20/2018	7573	Full Spectrum Servi...		1107 · Checkin...	200.00		-1,065,711.29
Bill Pmt -Check	03/20/2018	7574	GM Financial	Acct # 21100...	1107 · Checkin...	669.98		-1,065,041.31
Bill Pmt -Check	03/20/2018	7575	Green's Tire & Oil		1107 · Checkin...	1,046.40		-1,063,994.91
Bill Pmt -Check	03/20/2018	7576	Guardian	Group ID: 00 ...	1107 · Checkin...	295.67		-1,063,699.24
Bill Pmt -Check	03/20/2018	7577	H & C Services and ...		1107 · Checkin...	19.07		-1,063,680.17
Bill Pmt -Check	03/20/2018	7578	Isco Industries, LLC		1107 · Checkin...	669.98		-1,063,010.19
Bill Pmt -Check	03/20/2018	7579	Jellico Electric & Wa...	Account # 00...	1107 · Checkin...	102.08		-1,062,908.11
Bill Pmt -Check	03/20/2018	7580	Jellico Life Saving &...		1107 · Checkin...	40.00		-1,062,868.11
Bill Pmt -Check	03/20/2018	7581	Kentucky Undergrou...	Customer ID: ...	1107 · Checkin...	10.50		-1,062,857.61
Bill Pmt -Check	03/20/2018	7582	Klint Alexander	January 2018	1107 · Checkin...	1,000.00		-1,061,857.61
Bill Pmt -Check	03/20/2018	7583	Liberty Mutual Insur...	Account # 40...	1107 · Checkin...	4,550.16		-1,057,307.45
Bill Pmt -Check	03/20/2018	7584	Locke Supply		1107 · Checkin...	326.17		-1,056,981.28
Bill Pmt -Check	03/20/2018	7585	Miguel Morales		1107 · Checkin...	650.00		-1,056,331.28
Bill Pmt -Check	03/20/2018	7586	Mike's Garage		1107 · Checkin...	340.00		-1,055,991.28
Bill Pmt -Check	03/20/2018	7587	Monday's Stop N Sh...		1107 · Checkin...	3,547.30		-1,052,443.98
Bill Pmt -Check	03/20/2018	7588	Mountain Valley Sup...		1107 · Checkin...	329.44		-1,052,114.54
Bill Pmt -Check	03/20/2018	7589	Natural Gas Pipeline...	Acct # 5319 / ...	1107 · Checkin...	489.16		-1,051,625.38
Bill Pmt -Check	03/20/2018	7590	Northfork Electric C...	Acct # 12975...	1107 · Checkin...	46.31		-1,051,579.07
Bill Pmt -Check	03/20/2018	7591	O'Reilly Auto Parts		1107 · Checkin...	171.26		-1,051,407.81
Bill Pmt -Check	03/20/2018	7592	Oklahoma Natural G...		1107 · Checkin...	4,727.22		-1,046,680.59
Bill Pmt -Check	03/20/2018	7593	Petrol Energy, LLC		1107 · Checkin...	88,258.25		-958,422.34
Bill Pmt -Check	03/20/2018	7594	Public Service Co.		1107 · Checkin...	69.29		-958,353.05
Bill Pmt -Check	03/20/2018	7595	Purchase Power	Acct # 8000-9...	1107 · Checkin...	803.00		-957,550.05
Bill Pmt -Check	03/20/2018	7596	R & R Water /Culligan	Account # 2279	1107 · Checkin...	53.00		-957,497.05
Bill Pmt -Check	03/20/2018	7597	Red River Valley Ru...	Account # 19...	1107 · Checkin...	37.87		-957,459.18
Bill Pmt -Check	03/20/2018	7598	Ron Comingdeer & ...		1107 · Checkin...	2,083.00		-955,376.18
Bill Pmt -Check	03/20/2018	7599	Russmar Utility Man...		1107 · Checkin...	1,980.00		-953,396.18
Bill Pmt -Check	03/20/2018	7600	SoCal Gas	Account # 10...	1107 · Checkin...	90.56		-953,305.62
Bill Pmt -Check	03/20/2018	7601	Southern California ...	Customer acc...	1107 · Checkin...	289.24		-953,016.38
Bill Pmt -Check	03/20/2018	7602	Southern Star Centr...		1107 · Checkin...	11,982.42		-941,033.96
Bill Pmt -Check	03/20/2018	7603	Enbridge/Spectra E...	Account # 29...	1107 · Checkin...	1,671.98		-939,361.98
Bill Pmt -Check	03/20/2018		Streetmaster, LLC	QuickBooks g...	1107 · Checkin...	0.00		-939,361.98
Bill Pmt -Check	03/20/2018	7604	Terminix Processing...		1107 · Checkin...	323.00		-939,038.98
Bill Pmt -Check	03/20/2018	7605	The Country Conne...		1107 · Checkin...	30.00		-939,008.98
Bill Pmt -Check	03/20/2018	7606	The Town of Grace...		1107 · Checkin...	75.00		-938,933.98
Bill Pmt -Check	03/20/2018	7607	Time Warner Cable	Account # 84...	1107 · Checkin...	290.59		-938,643.39
Bill Pmt -Check	03/20/2018	7608	Town of Eakly		1107 · Checkin...	134.41		-938,508.98
Bill Pmt -Check	03/20/2018	7609	Western Exterminat...	Cust # 15043...	1107 · Checkin...	75.00		-938,433.98
Bill Pmt -Check	03/20/2018	7610	Windstream	Account # 04...	1107 · Checkin...	324.11		-938,109.87
Bill Pmt -Check	03/20/2018	7611	Ally	024923459722	1107 · Checkin...	645.10		-937,464.77
Bill Pmt -Check	03/20/2018		TDH Construction	QuickBooks g...	1107 · Checkin...	0.00		-937,464.77
Bill Pmt -Check	03/20/2018	7612	Time Warner Cable	Account # 84...	1107 · Checkin...	710.33		-936,754.44
Bill	03/20/2018	18018	Russmar Utility Man...		887.15 · Maint...		1,000.00	-937,754.44
Bill	03/20/2018	117916	Hudson Equipment		874.46 · Mains...		6.54	-937,760.98
Bill	03/20/2018	117918	Hudson Equipment		874.46 · Mains...		5.03	-937,766.01

Navitas Utility Corporation
General Ledger
As of December 31, 2018

Type	Date	Num	Name	Memo	Split	Debit	Credit	Balance
Bill	03/20/2018	180327	Ally	611925685889	-SPLIT-		655.22	-938,421.23
Bill	03/20/2018	180322	Pioneer Telephone ...	Account # PT...	921.46 · Office...		92.09	-938,513.32
Bill	03/20/2018	827 0...	Unifirst Holdings, In...		923.46 · Outsi...		32.70	-938,546.02
Bill	03/20/2018	02406...	US Cellular	Account # 84...	921.46 · Office...		403.92	-938,949.94
Bill Pmt -Check	03/21/2018	7613	Clearwater Enterpris...	Financial Mon...	1107 · Checkin...	41,000.00		-897,949.94
Bill	03/21/2018	180321	5100 Colin Ratowski		920 · Administr...		100.00	-898,049.94
Bill	03/21/2018	180321	5100 Karri Crain		908 · Custome...		100.00	-898,149.94
Bill	03/21/2018	180321	5100 Sam Crenshaw		894 · Maintena...		100.00	-898,249.94
Bill	03/21/2018	180321	5100 John Gorman		874.46 · Mains...		100.00	-898,349.94
Bill	03/21/2018	180321	5100 Darrel Gregory		893 · Maintena...		100.00	-898,449.94
Bill	03/21/2018	180321	5100 Trenda Kelley		908 · Custome...		100.00	-898,549.94
Bill	03/21/2018	180321	5100 Javan L Shaw		874.46 · Mains...		100.00	-898,649.94
Bill	03/21/2018	180321	5100 Jerod Shaw		874.46 · Mains...		100.00	-898,749.94
Bill	03/21/2018	180321	5100 Woody Sitton		874.46 · Mains...		100.00	-898,849.94
Bill	03/21/2018	180321	5100 Scott Kniess		874.46 · Mains...		100.00	-898,949.94
Bill	03/21/2018	180321	5100 Bruce Lynn		874.46 · Mains...		100.00	-899,049.94
Bill	03/21/2018	180321	5100 Paula Lynn		908.46 · Custo...		100.00	-899,149.94
Bill	03/21/2018	180321	5100 Chris Crenshaw		874.46 · Mains...		100.00	-899,249.94
Bill	03/21/2018	180321	5100 Jeff Fogle		874.46 · Mains...		100.00	-899,349.94
Bill	03/21/2018	180321	5100 Tammy Fugate		908.46 · Custo...		100.00	-899,449.94
Bill	03/21/2018	180321	5100 Robert Horsman		874.46 · Mains...		100.00	-899,549.94
Bill	03/21/2018	180321	5100 Athena Riff		908.46 · Custo...		100.00	-899,649.94
Bill	03/21/2018	180321	5100 Jerry Walker		874.16 · Mains...		100.00	-899,749.94
Bill	03/21/2018	180321	5100 Valarie King		908 · Custome...		100.00	-899,849.94
Bill	03/21/2018	180321	5100 Trenton Pearcy		874.46 · Mains...		100.00	-899,949.94
Bill	03/21/2018	180321	5100 Steven Yearw...		887.46 · Maint...		100.00	-900,049.94
Bill	03/21/2018	180321	5100 Shawn Enloe		874.46 · Mains...		100.00	-900,149.94
Bill	03/21/2018	180321	5100 Johnny Good...		874.46 · Mains...		100.00	-900,249.94
Bill	03/21/2018	180321	5100 Anthony Fogle		874.46 · Mains...		100.00	-900,349.94
Bill Pmt -Check	03/21/2018	7614	5100 Anthony Fogle		1107 · Checkin...	100.00		-900,249.94
Bill Pmt -Check	03/21/2018	7615	5100 Athena Riff		1107 · Checkin...	100.00		-900,149.94
Bill Pmt -Check	03/21/2018	7616	5100 Bruce Lynn		1107 · Checkin...	100.00		-900,049.94
Bill Pmt -Check	03/21/2018	7617	5100 Chris Crenshaw		1107 · Checkin...	100.00		-899,949.94
Bill Pmt -Check	03/21/2018	7618	5100 Colin Ratowski		1107 · Checkin...	100.00		-899,849.94
Bill Pmt -Check	03/21/2018	7619	5100 Darrel Gregory		1107 · Checkin...	100.00		-899,749.94
Bill Pmt -Check	03/21/2018	7620	5100 Javan L Shaw		1107 · Checkin...	100.00		-899,649.94
Bill Pmt -Check	03/21/2018	7621	5100 Jeff Fogle		1107 · Checkin...	100.00		-899,549.94
Bill Pmt -Check	03/21/2018	7622	5100 Jerod Shaw		1107 · Checkin...	100.00		-899,449.94
Bill Pmt -Check	03/21/2018	7623	5100 Jerry Walker		1107 · Checkin...	100.00		-899,349.94
Bill Pmt -Check	03/21/2018	7624	5100 John Gorman		1107 · Checkin...	100.00		-899,249.94
Bill Pmt -Check	03/21/2018	7625	5100 Johnny Good...		1107 · Checkin...	100.00		-899,149.94
Bill Pmt -Check	03/21/2018	7626	5100 Karri Crain		1107 · Checkin...	100.00		-899,049.94
Bill Pmt -Check	03/21/2018	7627	5100 Paula Lynn		1107 · Checkin...	100.00		-898,949.94
Bill Pmt -Check	03/21/2018	7628	5100 Robert Horsman		1107 · Checkin...	100.00		-898,849.94
Bill Pmt -Check	03/21/2018	7629	5100 Sam Crenshaw		1107 · Checkin...	100.00		-898,749.94
Bill Pmt -Check	03/21/2018	7630	5100 Scott Kniess	VOID:	1107 · Checkin...	0.00		-898,749.94
Bill Pmt -Check	03/21/2018	7631	5100 Shawn Enloe		1107 · Checkin...	100.00		-898,649.94
Bill Pmt -Check	03/21/2018	7632	5100 Steven Yearw...		1107 · Checkin...	100.00		-898,549.94
Bill Pmt -Check	03/21/2018	7633	5100 Tammy Fugate	VOID:	1107 · Checkin...	0.00		-898,549.94

Navitas Utility Corporation
General Ledger
As of December 31, 2018

Type	Date	Num	Name	Memo	Split	Debit	Credit	Balance
Bill Pmt -Check	03/21/2018	7634	5100 Trenda Kelley		1107 · Checkin...	100.00		-898,449.94
Bill Pmt -Check	03/21/2018	7635	5100 Trenton Pearcy		1107 · Checkin...	100.00		-898,349.94
Bill Pmt -Check	03/21/2018	7636	5100 Valarie King		1107 · Checkin...	100.00		-898,249.94
Bill Pmt -Check	03/21/2018	7637	5100 Woody Sitton		1107 · Checkin...	100.00		-898,149.94
Bill Pmt -Check	03/21/2018	7638	5100 Tammy Fugate		1107 · Checkin...	100.00		-898,049.94
Bill	03/21/2018	18032...	ADP		-SPLIT-		35,448.68	-933,498.62
Bill Pmt -Check	03/21/2018	Transfer	ADP		1107 · Checkin...	23,692.60		-909,806.02
Bill Pmt -Check	03/21/2018	Transfer	ADP		1107 · Checkin...	8,571.79		-901,234.23
Bill Pmt -Check	03/21/2018	Transfer	ADP		1107 · Checkin...	3,184.29		-898,049.94
Bill	03/21/2018	6596	Hudson Country Sto...	Acct # 04361	874.46 · Mains...		8.27	-898,058.21
Bill	03/21/2018	6616	Hudson Country Sto...	Acct # 04361	1308 · Engine ...		149.01	-898,207.22
Bill	03/21/2018	88389	Jenkins Oilfield Sup...	Customer Acc...	-SPLIT-		705.11	-898,912.33
Bill	03/21/2018	30727...	CenterPoint Energy ...	Customer ID: ...	-SPLIT-		2,303.45	-901,215.78
Bill	03/21/2018	825 1...	Unifirst Holdings, In...		923.46 · Outsi...		199.15	-901,414.93
Bill	03/21/2018	33056...	Pitney Bowes	Account # 00...	931 · Rents		634.38	-902,049.31
Bill	03/21/2018	23355	Prince Plumbing LLC	missing invoic...	874.46 · Mains...		3.72	-902,053.03
Credit	03/22/2018	180322	ADP		874.46 · Mains...	81.50		-901,971.53
General Journal	03/22/2018	180322	ADP	OK SUI rate c...	1107 · Checkin...		81.50	-902,053.03
Bill Pmt -Check	03/22/2018		ADP	QuickBooks g...	1100 · Cash	0.00		-902,053.03
Bill	03/22/2018	180322	Optum	Account # 3Y...	-SPLIT-		180.00	-902,233.03
Bill Pmt -Check	03/22/2018	Transfer	Optum	Account # 3Y...	1107 · Checkin...	180.00		-902,053.03
Bill Pmt -Check	03/22/2018	7640	B & W Pipeline		1107 · Checkin...	13,936.80		-888,116.23
Bill	03/22/2018	180328	Public Service Co.	Account # 95...	903.46 · Custo...		153.41	-888,269.64
Bill	03/22/2018	180327	Public Service Co.	Account # 95...	903.46 · Custo...		42.37	-888,312.01
Bill	03/22/2018	118123	Hudson Equipment		874.46 · Mains...		3.27	-888,315.28
Bill	03/22/2018	824 1...	Unifirst Holdings, In...		923.46 · Outsi...		53.12	-888,368.40
Bill	03/22/2018	34691	Don Hardy Fuel Effi...		1308 · Engine ...		505.66	-888,874.06
Bill	03/22/2018	825 1...	Unifirst Holdings, In...		923.46 · Outsi...		32.70	-888,906.76
Bill	03/22/2018	180404	Town of Eakly	Account # 1019	6230 · Utilities		18.00	-888,924.76
Bill	03/22/2018	180404	Town of Eakly	Account # 1019	6230 · Utilities		93.20	-889,017.96
Bill Pmt -Check	03/23/2018	Transfer	ADP		1107 · Checkin...	14.00		-889,003.96
Bill Pmt -Check	03/23/2018	Transfer	ADP		1107 · Checkin...	202.50		-888,801.46
Bill	03/23/2018	180329	Oklahoma Natural G...	Acc # 212809...	903.46 · Custo...		21.55	-888,823.01
Bill	03/23/2018	HC11...	H & C Services and ...		874.46 · Mains...		125.42	-888,948.43
Bill	03/23/2018	51131...	ADP		923 · Outside ...		49.95	-888,998.38
Bill	03/23/2018	51132...	ADP		923 · Outside ...		96.75	-889,095.13
Bill	03/23/2018	51144...	ADP		923 · Outside ...		326.71	-889,421.84
Bill	03/23/2018	51121...	ADP		923 · Outside ...		243.95	-889,665.79
Bill	03/23/2018	286770	Harold's Auto Supply	Acct # 3530	-SPLIT-		334.11	-889,999.90
Bill	03/25/2018	850348	Aflac	Accout #: FG...	926 · Employe...		153.12	-890,153.02
Bill Pmt -Check	03/26/2018	7641	TDH Construction		1107 · Checkin...	1,294.37		-888,858.65
Bill Pmt -Check	03/26/2018	7642	5100 Scott Kniess		1107 · Checkin...	936.25		-887,922.40
Bill	03/26/2018	180330	Public Service Co.	Account # 95...	903.46 · Custo...		90.13	-888,012.53
Bill	03/26/2018	118384	Hudson Equipment		874.46 · Mains...		5.67	-888,018.20
Bill	03/26/2018	TR-53...	Enable Gas Transmi...	Account # 26...	804.28 · City G...		146.57	-888,164.77
Bill	03/26/2018	180404	Bank 7	Loan 1010669	427 · Interest ...		3,054.79	-891,219.56
Bill	03/26/2018	180404	Ally	024921495072	-SPLIT-		593.55	-891,813.11
Bill	03/26/2018	266091	Zoll Medical Corpor...		925 · I/D - Safe...		1,574.58	-893,387.69
Bill	03/26/2018	180403	Harmon Electric Ass...	Account # 50...	903.46 · Custo...		121.78	-893,509.47

Navitas Utility Corporation
General Ledger
As of December 31, 2018

Type	Date	Num	Name	Memo	Split	Debit	Credit	Balance
Bill	03/26/2018	40046...	Cintas Corporation #...	Acct # 35084	923.16 · Outsi...		25.00	-893,534.47
Bill	03/26/2018	833 1...	Unifirst Holdings, In...		923.46 · Outsi...		19.93	-893,554.40
Bill Pmt -Check	03/27/2018	Transfer	United Healthcare	Customer # 4...	1107 · Checkin...	5,930.46		-887,623.94
Bill Pmt -Check	03/27/2018	Transfer	United Healthcare	Customer # 5...	1107 · Checkin...	27,099.38		-860,524.56
Bill Pmt -Check	03/27/2018	ACH	American Interstate ...	Policy AVWC...	1107 · Checkin...	1,525.25		-858,999.31
Bill Pmt -Check	03/27/2018	7643	NALLC - gas facilities	VOID:	1107 · Checkin...	0.00		-858,999.31
Bill Pmt -Check	03/27/2018	7644	Navitas 1, LLC		1107 · Checkin...	3,080.00		-855,919.31
Bill Pmt -Check	03/27/2018	7645	NALLC - gas facilities		1107 · Checkin...	5,172.16		-850,747.15
Bill Pmt -Check	03/27/2018	7646	NALLC - gas facilities		1107 · Checkin...	5,000.00		-845,747.15
Bill	03/27/2018	18023	Russmar Utility Man...		887.15 · Maint...		1,000.00	-846,747.15
Bill	03/27/2018	30521	Keystone-Beard Eq...		874.46 · Mains...		100.75	-846,847.90
Bill	03/27/2018	58837...	Quill	Account # C2...	921.46 · Office...		51.19	-846,899.09
Bill	03/27/2018	11079...	Isco Industries, LLC		1302 · Certifie...		7,405.00	-854,304.09
Bill	03/27/2018	93472...	Rexnord Industries ...		874.16 · Mains...		1,186.62	-855,490.71
Bill	03/27/2018	3897	Quinton Parts Supply		874.46 · Mains...		13.05	-855,503.76
Bill	03/27/2018	827 0...	Unifirst Holdings, In...		923.46 · Outsi...		32.70	-855,536.46
Bill Pmt -Check	03/28/2018	7647	Clearwater Enterpris...		1107 · Checkin...	40,838.51		-814,697.95
Bill	03/28/2018	180404	Stephens Co. Rural ...	Account A-04...	903.46 · Custo...		35.00	-814,732.95
Bill	03/28/2018	02965	Jensen Tractor Ranch		874.46 · Mains...		248.83	-814,981.78
Bill	03/28/2018	33859...	DirecTV	Account # 08...	6120 · Comm ...		48.99	-815,030.77
Bill	03/28/2018	33851...	DirecTV	Account # 03...	6120 · Comm ...		138.98	-815,169.75
Bill	03/28/2018	59084...	Quill	Account # C2...	921.46 · Office...		42.00	-815,211.75
Bill	03/28/2018	825 1...	Unifirst Holdings, In...		923.46 · Outsi...		173.19	-815,384.94
Bill	03/29/2018	180402	ADP		5100 · Services		33,789.58	-849,174.52
Bill Pmt -Check	03/29/2018	Transfer	ADP		1107 · Checkin...	21,993.85		-827,180.67
Bill Pmt -Check	03/29/2018	Transfer	ADP		1107 · Checkin...	9,931.04		-817,249.63
Bill Pmt -Check	03/29/2018	Transfer	ADP		1107 · Checkin...	1,864.69		-815,384.94
Bill	03/29/2018	180329	5100 Roberto Miranda		920 · Administr...		330.00	-815,714.94
Bill Pmt -Check	03/29/2018	7649	5100 Roberto Miranda		1107 · Checkin...	330.00		-815,384.94
Bill Pmt -Check	03/29/2018	7650	TDH Construction	VOID:	1107 · Checkin...	0.00		-815,384.94
Bill	03/29/2018	180329	TDH Construction		920 · Administr...		190.00	-815,574.94
Bill Pmt -Check	03/29/2018	7651	TDH Construction		1107 · Checkin...	1,570.00		-814,004.94
Bill	03/29/2018	13682	Tom's Ditching & Ba...		887.46 · Maint...		285.00	-814,289.94
Bill	03/29/2018	824 1...	Unifirst Holdings, In...		923.46 · Outsi...		53.12	-814,343.06
Bill	03/29/2018	180419	5100 Sue Yearwood		920 · Administr...		400.00	-814,743.06
Bill	03/29/2018	825 1...	Unifirst Holdings, In...		923.46 · Outsi...		32.70	-814,775.76
Bill Pmt -Check	03/30/2018	Transfer	ADP		1107 · Checkin...	49.95		-814,725.81
Bill Pmt -Check	03/30/2018	Transfer	ADP		1107 · Checkin...	96.75		-814,629.06
Bill Pmt -Check	03/30/2018	Transfer	ADP		1107 · Checkin...	326.71		-814,302.35
Bill Pmt -Check	03/30/2018	Transfer	ADP		1107 · Checkin...	243.95		-814,058.40
Bill	03/30/2018	180409	Ally	024924239093	-SPLIT-		702.92	-814,761.32
Bill	03/30/2018	5695	B & B Meter Service		1607 · Meters ...		960.64	-815,721.96
Bill	03/30/2018	180409	R & R Water /Culligan	Account # 2279	6230 · Utilities		38.16	-815,760.12
Bill	03/31/2018	1803N...	Navitas 1, LLC		1499 · Contrac...		10,080.00	-825,840.12
Bill	03/31/2018	65	TDH Construction		-SPLIT-		1,246.00	-827,086.12
Bill	03/31/2018	180404	CKenergy Electric C...	Account: 592...	6230 · Utilities		161.00	-827,247.12
Bill	03/31/2018	180404	CKenergy Electric C...	Account: 592...	6230 · Utilities		202.00	-827,449.12
Bill	03/31/2018	180409	Equity Exchange	Account # 353	-SPLIT-		2,770.48	-830,219.60
Bill	03/31/2018	80371...	One Call Concepts, ...	Acct # NAVIT01	925 · I/D - Safe...		0.50	-830,220.10

Navitas Utility Corporation
General Ledger
As of December 31, 2018

Type	Date	Num	Name	Memo	Split	Debit	Credit	Balance
Bill	03/31/2018	59680...	Western Exterminat...	Cust # 15043...	932 · Maintena...		75.00	-830,295.10
Bill	03/31/2018	1803-...	Battery Backup Pow...	March	6120 · Comm ...		611.24	-830,906.34
Bill	03/31/2018	99524...	Airgas, Inc.		931 · Rents		16.60	-830,922.94
Bill	03/31/2018	24189	HBC CPAs & Advisors	Client no 05761	6420 · Tax con...		5,000.00	-835,922.94
Bill	03/31/2018	1803N...	NALLC - gas facilities		851.46 · Sys C...		7,068.96	-842,991.90
Bill	03/31/2018	344	B & W Pipeline	March Transp...	804.15 · City G...		13,897.67	-856,889.57
Bill	03/31/2018	345	B & W Pipeline	March Transp...	804.15 · City G...		1,599.66	-858,489.23
Bill	03/31/2018	42	Sparta Energy	March Produc...	804.15 · City G...		15,311.60	-873,800.83
Bill	03/31/2018	03/31/...	Monday's Stop N Sh...	Fuel March	921.46 · Office...		1,439.73	-875,240.56
Bill	04/01/2018	C0045...	United Healthcare	Customer # 4...	926 · Employe...		11,954.23	-887,194.79
Bill	04/01/2018	RTN037	LMJ Industries		1408 · Prepaid...		1,000.00	-888,194.79
Bill	04/01/2018	RTN160	Tri-Star Energy Con...		1408 · Prepaid...		4,008.00	-892,202.79
Bill	04/01/2018	20586...	Sonitrol Orange Cou...	Customer # 3...	932 · Maintena...		141.15	-892,343.94
Bill	04/01/2018	180327	Access Cable Televi...	Acct # 09-003...	921.16 · Office...		144.22	-892,488.16
Bill	04/01/2018	00451...	United Healthcare	Customer # 5...	926 · Employe...		28,449.22	-920,937.38
Bill	04/01/2018		Opal Leach		931 · Rents		250.00	-921,187.38
Bill	04/01/2018		Volunteer Trenching		874.16 · Mains...		250.00	-921,437.38
Bill	04/01/2018	180404	Velma Public Works...		903.46 · Custo...		100.00	-921,537.38
Bill	04/01/2018	180404	Ochelata Utility Auth...	Account 1129	903.46 · Custo...		255.85	-921,793.23
Bill	04/01/2018	10198...	X Stream Services	Account 0023...	6120 · Comm ...		376.63	-922,169.86
Bill	04/01/2018	180401	E & S Oil Company		921.46 · Office...		36.25	-922,206.11
Bill	04/01/2018	2416	Full Spectrum Servi...		932 · Maintena...		200.00	-922,406.11
Bill	04/01/2018	127	Steve Jolley		874.15 · Mains...		2,500.00	-924,906.11
Bill	04/01/2018	180331	Green's Tire & Oil		-SPLIT-		153.70	-925,059.81
Bill	04/01/2018	180409	Time Warner Cable	Account # 84...	6120 · Comm ...		224.86	-925,284.67
Bill	04/01/2018	180409	Time Warner Cable	Account # 84...	6120 · Comm ...		41.75	-925,326.42
Bill	04/01/2018	180409	Totah Communicati...	account # 7460	921.46 · Office...		290.75	-925,617.17
Bill	04/01/2018	180409	Motley Gin, Inc.	Account ID: N...	921.46 · Office...		365.85	-925,983.02
Bill	04/01/2018	180409	Red River Valley Ru...	Account # 19...	855.46 · Other ...		37.61	-926,020.63
Bill	04/01/2018	180401	American Interstate ...	Policy AVWC...	924 · Insurance		1,360.96	-927,381.59
Bill	04/01/2018	1804N...	Navitas Communica...		435 · Extraordi...		2,000.00	-929,381.59
Bill	04/01/2018	51175...	ADP		923 · Outside ...		195.50	-929,577.09
Bill	04/01/2018	118557	Hudson Country Sto...	Acct # 04361	874.46 · Mains...		5.77	-929,582.86
Bill	04/01/2018	180508	Klint Alexander	March 2018 ai...	923.15 · Outsi...		529.97	-930,112.83
Bill	04/01/2018	44	Sparta Energy	February Pro...	804.15 · City G...		3,320.24	-933,433.07
Bill	04/01/2018	45	Sparta Energy	March Produc...	804.15 · City G...		282.80	-933,715.87
Bill Pmt -Check	04/02/2018	7652	A New Energy LLC		1107 · Checkin...	4,166.66		-929,549.21
Bill Pmt -Check	04/02/2018	7653	Access Cable Televi...	Acct # 09-003...	1107 · Checkin...	144.22		-929,404.99
Bill Pmt -Check	04/02/2018	7654	Aflac	Accout #: FG...	1107 · Checkin...	153.12		-929,251.87
Bill Pmt -Check	04/02/2018	7655	Ally	024922596418	1107 · Checkin...	624.64		-928,627.23
Bill Pmt -Check	04/02/2018	7656	B & B Meter Service		1107 · Checkin...	3,296.32		-925,330.91
Bill Pmt -Check	04/02/2018	7657	CenterPoint Energy ...	Customer ID: ...	1107 · Checkin...	2,303.45		-923,027.46
Bill Pmt -Check	04/02/2018	7658	Don Hardy Fuel Effi...		1107 · Checkin...	505.66		-922,521.80
Bill Pmt -Check	04/02/2018	7659	F & M Bank	Loan 9995000	1107 · Checkin...	630.87		-921,890.93
Bill Pmt -Check	04/02/2018	7660	Farris Bobango Bra...		1107 · Checkin...	1,500.00		-920,390.93
Bill Pmt -Check	04/02/2018	7661	Full Spectrum Servi...		1107 · Checkin...	200.00		-920,190.93
Bill Pmt -Check	04/02/2018	7662	H & C Services and ...		1107 · Checkin...	125.42		-920,065.51
Bill Pmt -Check	04/02/2018	7663	Harold's Auto Supply		1107 · Checkin...	366.14		-919,699.37
Bill Pmt -Check	04/02/2018	7664	Hudson Country Sto...		1107 · Checkin...	390.14		-919,309.23

Navitas Utility Corporation
General Ledger
As of December 31, 2018

Type	Date	Num	Name	Memo	Split	Debit	Credit	Balance
Bill Pmt -Check	04/02/2018	7665	Hudson Equipment		1107 · Checkin...	198.69		-919,110.54
Bill Pmt -Check	04/02/2018	7666	IPFS Corporation	Account # TX...	1107 · Checkin...	5,026.93		-914,083.61
Bill Pmt -Check	04/02/2018	7667	Isco Industries, LLC		1107 · Checkin...	219.87		-913,863.74
Bill Pmt -Check	04/02/2018	7668	Jenkins Oilfield Sup...	Customer Acc...	1107 · Checkin...	705.11		-913,158.63
Bill Pmt -Check	04/02/2018	7669	K E Andrews and C...		1107 · Checkin...	3,500.00		-909,658.63
Bill Pmt -Check	04/02/2018	7670	Klint Alexander	February 2018	1107 · Checkin...	1,000.00		-908,658.63
Bill Pmt -Check	04/02/2018	7671	Navitas Communica...		1107 · Checkin...	2,000.00		-906,658.63
Bill Pmt -Check	04/02/2018	7672	O'Reilly Auto Parts		1107 · Checkin...	67.37		-906,591.26
Bill Pmt -Check	04/02/2018	7673	Ochelata Utility Auth...	Account 1129	1107 · Checkin...	134.28		-906,456.98
Bill Pmt -Check	04/02/2018	7674	Oklahoma Natural G...	Acc # 212809...	1107 · Checkin...	21.55		-906,435.43
Bill Pmt -Check	04/02/2018	7675	Pioneer Telephone ...	Account # PT...	1107 · Checkin...	92.09		-906,343.34
Bill Pmt -Check	04/02/2018	7676	Public Service Co.		1107 · Checkin...	285.91		-906,057.43
Bill Pmt -Check	04/02/2018	7677	Quill		1107 · Checkin...	490.19		-905,567.24
Bill Pmt -Check	04/02/2018	7678	ReadyRefresh		1107 · Checkin...	147.29		-905,419.95
Bill Pmt -Check	04/02/2018	7679	Ron Comingdeer & ...		1107 · Checkin...	2,083.00		-903,336.95
Bill Pmt -Check	04/02/2018	7680	Russmar Utility Man...		1107 · Checkin...	2,000.00		-901,336.95
Bill Pmt -Check	04/02/2018	7681	Sonitrol Orange Cou...	Customer # 3...	1107 · Checkin...	141.15		-901,195.80
Bill Pmt -Check	04/02/2018	7682	Terminix Processing...	Cust # 7479088	1107 · Checkin...	114.00		-901,081.80
Bill Pmt -Check	04/02/2018	7683	Tom's Utility Service		1107 · Checkin...	4,400.00		-896,681.80
Bill Pmt -Check	04/02/2018	7684	Unifirst Holdings, In...		1107 · Checkin...	718.72		-895,963.08
Bill Pmt -Check	04/02/2018	7685	Unifirst Holdings, In...		1107 · Checkin...	131.30		-895,831.78
Bill Pmt -Check	04/02/2018	7686	Unifirst Holdings, In...		1107 · Checkin...	159.36		-895,672.42
Bill Pmt -Check	04/02/2018	7687	Unifirst Holdings, In...		1107 · Checkin...	130.80		-895,541.62
Bill Pmt -Check	04/02/2018	7688	Unifirst Holdings, In...		1107 · Checkin...	79.72		-895,461.90
Bill Pmt -Check	04/02/2018	7690	Verizon Wireless	Account # 87...	1107 · Checkin...	788.64		-894,673.26
Bill Pmt -Check	04/02/2018	7691	Ally	611925685889	1107 · Checkin...	655.22		-894,018.04
Bill	04/02/2018	018019	Saddleback Automo...		920 · Administr...		2,332.73	-896,350.77
Bill Pmt -Check	04/02/2018	7692	Saddleback Automo...		1107 · Checkin...	2,332.73		-894,018.04
Bill	04/02/2018	18040...	ADP		-SPLIT-		35,627.97	-929,646.01
Bill Pmt -Check	04/02/2018	Transfer	ADP		1107 · Checkin...	23,840.65		-905,805.36
Bill Pmt -Check	04/02/2018	Transfer	ADP		1107 · Checkin...	8,602.69		-897,202.67
Bill Pmt -Check	04/02/2018	Transfer	ADP		1107 · Checkin...	3,184.63		-894,018.04
Bill	04/02/2018	180403	5100 Darrel Gregory	Klint Lasley	926 · Employe...		100.00	-894,118.04
Bill	04/02/2018	0244-...	O'Reilly Auto Parts		874.46 · Mains...		98.63	-894,216.67
Bill	04/02/2018	40048...	Cintas Corporation #...	Acct # 35084	923.16 · Outsi...		25.00	-894,241.67
Bill	04/02/2018	10170	Dirt Road Graphics		6140 · Office c...		84.80	-894,326.47
Bill	04/02/2018	833 1...	Unifirst Holdings, In...		923.46 · Outsi...		19.93	-894,346.40
Bill	04/03/2018		Legacy Bank		6320 · Bank fees		75.00	-894,421.40
Bill	04/03/2018		Streetmaster, LLC		920 · Administr...		1,250.00	-895,671.40
Bill	04/03/2018	10989...	EGW Utilities, Inc.	Customer ID ...	874.46 · Mains...		1,040.60	-896,712.00
Bill	04/03/2018	TR-53...	Enable Gas Transmi...	Account # 26...	804.28 · City G...		8,179.77	-904,891.77
Bill	04/03/2018	180409	CenterPoint Energy	7257756-2	804.46 · City G...		139.96	-905,031.73
Bill	04/03/2018	180411	First Volunteer Bank		6320 · Bank fees		23.00	-905,054.73
Bill	04/03/2018	827 0...	Unifirst Holdings, In...		923.46 · Outsi...		32.70	-905,087.43
Bill	04/04/2018	HC11...	H & C Services and ...		874.46 · Mains...		42.08	-905,129.51
Bill	04/04/2018	10990...	EGW Utilities, Inc.	Customer ID ...	1300 · Inventory		653.30	-905,782.81
Bill	04/04/2018	180409	Ally	611927038563	-SPLIT-		543.33	-906,326.14
Bill	04/04/2018	3853	Hull Brothers Constr...		887.15 · Maint...		262.50	-906,588.64
Bill	04/04/2018	2018-...	Advanced Professio...		925 · I/D - Safe...		25.00	-906,613.64

Navitas Utility Corporation
General Ledger
As of December 31, 2018

Type	Date	Num	Name	Memo	Split	Debit	Credit	Balance
Bill	04/04/2018	119050	Hudson Country Sto...	Acct # 04361	874.46 · Mains...		9.40	-906,623.04
Bill	04/04/2018	825 1...	Unifirst Holdings, In...		923.46 · Outsi...		173.19	-906,796.23
Bill	04/05/2018	04180...	Natural Gas Pipeline...	Acct # 5319 / ...	804.46 · City G...		495.33	-907,291.56
Bill	04/05/2018	824 1...	Unifirst Holdings, In...		923.46 · Outsi...		53.12	-907,344.68
Bill	04/05/2018	30647	Keystone-Beard Eq...		1300 · Inventory		325.50	-907,670.18
Bill	04/05/2018	180409	A New Energy LLC		-SPLIT-		4,166.66	-911,836.84
Bill	04/05/2018	180409	Jellico Electric & Wa...	Account # 00...	903.16 · Custo...		88.35	-911,925.19
Bill	04/05/2018	180409	Pioneer Cellular - us...	Account # CN...	921.46 · Office...		92.91	-912,018.10
Bill	04/05/2018	180410	Ford Credit	Account # 56...	-SPLIT-		912.53	-912,930.63
Bill	04/05/2018	825 1...	Unifirst Holdings, In...		923.46 · Outsi...		32.70	-912,963.33
Bill	04/05/2018	68040...	Continental Industrie...		-SPLIT-		1,100.90	-914,064.23
Bill	04/06/2018	21657...	Tate Boy's Tire & Se...		874.46 · Mains...		39.50	-914,103.73
Bill	04/06/2018	70-TN...	Southern Star Centr...		804.46 · City G...		11,023.71	-925,127.44
Bill	04/06/2018	51188...	ADP		923 · Outside ...		243.95	-925,371.39
Bill	04/06/2018	3854	Hull Brothers Constr...	Roger Grider ...	887.15 · Maint...		1,788.47	-927,159.86
Bill	04/06/2018	180411	The Town of Grace...		903.46 · Custo...		75.00	-927,234.86
Bill	04/06/2018	K97820	OCT Equipment LLC		874.46 · Mains...		370.44	-927,605.30
Bill	04/06/2018	132091	England Ford Inc	Cust # 1024	874.46 · Mains...		61.21	-927,666.51
Bill	04/06/2018	180412	Ally	024923459722	-SPLIT-		645.10	-928,311.61
Bill	04/06/2018	180412	Northfork Electric C...	Acct # 12975...	903.46 · Custo...		45.90	-928,357.51
Bill	04/06/2018	180416	GM Financial	Acct # 21100...	-SPLIT-		669.98	-929,027.49
Bill Pmt -Check	04/06/2018	Transfer	ADP		1107 · Checkin...	195.50		-928,831.99
Bill	04/09/2018	180409	5100 John Gorman	Bill Roddam	926 · Employe...		100.00	-928,931.99
Bill	04/09/2018	154	Petrol Energy, LLC		-SPLIT-		83,800.56	-1,012,732.55
Bill Pmt -Check	04/09/2018	7693	5100 John Gorman	Bill Roddam	1107 · Checkin...	100.00		-1,012,632.55
Bill Pmt -Check	04/09/2018	7694	Ally	024921495072	1107 · Checkin...	593.55		-1,012,039.00
Bill Pmt -Check	04/09/2018	7695	Bank 7	Loan 1010669	1107 · Checkin...	3,054.79		-1,008,984.21
Bill Pmt -Check	04/09/2018	7696	Cart Farm & Home ...		1107 · Checkin...	21.98		-1,008,962.23
Bill Pmt -Check	04/09/2018	7697	CenterPoint Energy	7257756-2	1107 · Checkin...	139.96		-1,008,822.27
Bill Pmt -Check	04/09/2018	7698	CKenergy Electric C...		1107 · Checkin...	363.00		-1,008,459.27
Bill Pmt -Check	04/09/2018	7699	DirecTV	Account # 03...	1107 · Checkin...	138.98		-1,008,320.29
Bill Pmt -Check	04/09/2018	7700	E & S Oil Company		1107 · Checkin...	36.25		-1,008,284.04
Bill Pmt -Check	04/09/2018	7701	Enable Gas Transmi...		1107 · Checkin...	10,251.82		-998,032.22
Bill Pmt -Check	04/09/2018	7702	Enable Oklahoma In...		1107 · Checkin...	3,662.60		-994,369.62
Bill Pmt -Check	04/09/2018	7703	Equity Exchange	Account # 353	1107 · Checkin...	2,770.48		-991,599.14
Bill Pmt -Check	04/09/2018	7704	Farmers Coop Mill &...		1107 · Checkin...	47.44		-991,551.70
Bill Pmt -Check	04/09/2018	7705	Full Spectrum Servi...		1107 · Checkin...	200.00		-991,351.70
Bill Pmt -Check	04/09/2018	7706	Green's Tire & Oil		1107 · Checkin...	153.70		-991,198.00
Bill Pmt -Check	04/09/2018	7707	H & C Services and ...		1107 · Checkin...	42.08		-991,155.92
Bill Pmt -Check	04/09/2018	7708	Harmon Electric Ass...	Account # 50...	1107 · Checkin...	121.78		-991,034.14
Bill Pmt -Check	04/09/2018	7709	Haskell County Wat...	Acc # 10-1240	1107 · Checkin...	19.80		-991,014.34
Bill Pmt -Check	04/09/2018	7710	HBC CPAs & Advisors	Client no 05761	1107 · Checkin...	5,000.00		-986,014.34
Bill Pmt -Check	04/09/2018	7711	Jellico Electric & Wa...	Account # 00...	1107 · Checkin...	88.35		-985,925.99
Bill Pmt -Check	04/09/2018	7712	Jensen Tractor Ranch		1107 · Checkin...	248.83		-985,677.16
Bill Pmt -Check	04/09/2018	7713	Keystone-Beard Eq...		1107 · Checkin...	426.25		-985,250.91
Bill Pmt -Check	04/09/2018	7714	Legacy Bank		1107 · Checkin...	75.00		-985,175.91
Bill Pmt -Check	04/09/2018	7715	LMJ Industries		1107 · Checkin...	1,000.00		-984,175.91
Bill Pmt -Check	04/09/2018	7716	Motley Gin, Inc.	Account ID: N...	1107 · Checkin...	365.85		-983,810.06
Bill Pmt -Check	04/09/2018	7717	Natural Gas Pipeline...	Acct # 5319 / ...	1107 · Checkin...	495.33		-983,314.73

Navitas Utility Corporation
General Ledger
As of December 31, 2018

Type	Date	Num	Name	Memo	Split	Debit	Credit	Balance
Bill Pmt -Check	04/09/2018	7718	Ochelata Utility Auth...	Account 1129	1107 · Checkin...	255.85		-983,058.88
Bill Pmt -Check	04/09/2018	7719	One Call Concepts, ...	Acct # NAVIT01	1107 · Checkin...	0.50		-983,058.38
Bill Pmt -Check	04/09/2018	7720	Opal Leach		1107 · Checkin...	250.00		-982,808.38
Bill Pmt -Check	04/09/2018	7721	Pioneer Cellular - us...	Account # CN...	1107 · Checkin...	92.91		-982,715.47
Bill Pmt -Check	04/09/2018	7722	Pitney Bowes	Account # 00...	1107 · Checkin...	634.38		-982,081.09
Bill Pmt -Check	04/09/2018	7723	Quill		1107 · Checkin...	93.19		-981,987.90
Bill Pmt -Check	04/09/2018	7724	Quinton Parts Supply		1107 · Checkin...	39.18		-981,948.72
Bill Pmt -Check	04/09/2018	7725	R & R Water /Culligan	Account # 2279	1107 · Checkin...	38.16		-981,910.56
Bill Pmt -Check	04/09/2018	7726	Red River Valley Ru...	Account # 19...	1107 · Checkin...	37.61		-981,872.95
Bill Pmt -Check	04/09/2018	7727	Rexnord Industries ...		1107 · Checkin...	1,186.62		-980,686.33
Bill Pmt -Check	04/09/2018	7728	Southern Star Centr...		1107 · Checkin...	10,516.28		-970,170.05
Bill Pmt -Check	04/09/2018	7729	Stephens Co. Rural ...	Account A-04...	1107 · Checkin...	35.00		-970,135.05
Bill Pmt -Check	04/09/2018	7730	Steve Jolley		1107 · Checkin...	2,500.00		-967,635.05
Bill Pmt -Check	04/09/2018	7731	Tate Boy's Tire & Se...		1107 · Checkin...	39.50		-967,595.55
Bill Pmt -Check	04/09/2018	7732	Time Warner Cable	Account # 84...	1107 · Checkin...	224.86		-967,370.69
Bill Pmt -Check	04/09/2018	7733	Tom's Ditching & Ba...		1107 · Checkin...	285.00		-967,085.69
Bill Pmt -Check	04/09/2018	7734	Tom's Utility Service		1107 · Checkin...	4,400.00		-962,685.69
Bill Pmt -Check	04/09/2018	7735	Totah Communicati...	account # 7460	1107 · Checkin...	290.75		-962,394.94
Bill Pmt -Check	04/09/2018	7736	Town of Eakly		1107 · Checkin...	111.20		-962,283.74
Bill Pmt -Check	04/09/2018	7737	Tri-Star Energy Con...		1107 · Checkin...	4,008.00		-958,275.74
Bill Pmt -Check	04/09/2018	7738	US Cellular	Account # 84...	1107 · Checkin...	403.92		-957,871.82
Bill Pmt -Check	04/09/2018	7739	Velma Public Works...		1107 · Checkin...	100.00		-957,771.82
Bill Pmt -Check	04/09/2018	7740	Volunteer Trenching		1107 · Checkin...	250.00		-957,521.82
Bill Pmt -Check	04/09/2018	7741	Western Exterminat...	Cust # 15043...	1107 · Checkin...	75.00		-957,446.82
Bill Pmt -Check	04/09/2018	7742	X Stream Services	0013081	1107 · Checkin...	376.63		-957,070.19
Bill Pmt -Check	04/09/2018	7743	Zoll Medical Corpor...		1107 · Checkin...	1,574.58		-955,495.61
Bill Pmt -Check	04/09/2018	7744	Ally	611927038563	1107 · Checkin...	543.33		-954,952.28
Bill Pmt -Check	04/09/2018	7745	DirecTV	Account # 08...	1107 · Checkin...	48.99		-954,903.29
Bill Pmt -Check	04/09/2018	7746	Time Warner Cable	Account # 84...	1107 · Checkin...	41.75		-954,861.54
Bill Pmt -Check	04/09/2018	7747	Ally	024924239093	1107 · Checkin...	702.92		-954,158.62
Bill Pmt -Check	04/09/2018	7748	Clearwater Enterpris...	Financial Mon...	1107 · Checkin...	34,000.00		-920,158.62
Bill Pmt -Check	04/09/2018	7749	5100 Darrel Gregory	Klint Lasley	1107 · Checkin...	100.00		-920,058.62
Bill Pmt -Check	04/09/2018	7750	Petrol Energy, LLC		1107 · Checkin...	122,477.81		-797,580.81
Bill Pmt -Check	04/09/2018	7751	Battery Backup Pow...	March	1107 · Checkin...	611.24		-796,969.57
Bill	04/09/2018	10992...	EGW Utilities, Inc.	Customer ID ...	874.46 · Mains...		653.73	-797,623.30
Bill	04/09/2018	287674	Harold's Auto Supply	Acct # 3530	874.46 · Mains...		3.07	-797,626.37
Bill	04/09/2018	0244-...	O'Reilly Auto Parts		874.46 · Mains...		325.60	-797,951.97
Bill	04/09/2018	04092...	AT&T Mobility	Account # 28...	921.46 · Office...		478.27	-798,430.24
Bill	04/09/2018	40050...	Cintas Corporation #...	Acct # 35084	923.16 · Outsi...		25.00	-798,455.24
Bill	04/09/2018	13039	Recon Pros, Inc.		874.46 · Mains...		750.00	-799,205.24
Bill	04/09/2018	37450...	Terminix Processing...	Cust # 7479088	932 · Maintena...		57.00	-799,262.24
Bill	04/09/2018	833 1...	Unifirst Holdings, In...		923.46 · Outsi...		19.93	-799,282.17
Bill	04/09/2018	7682	Hudson Country Sto...	Acct # 04361	1308 · Engine ...		18.60	-799,300.77
Bill	04/10/2018	180410	Paul Nouse	Damages	887.46 · Maint...		1,000.00	-800,300.77
Bill Pmt -Check	04/10/2018	7752	Paul Nouse	Damages	1107 · Checkin...	1,000.00		-799,300.77
Bill	04/10/2018	TR-57...	Enable Oklahoma In...	Account # 26...	804.46 · City G...		1,271.00	-800,571.77
Bill	04/10/2018	TR-53...	Enable Gas Transmi...	Account # 26...	804.46 · City G...		1,895.17	-802,466.94
Bill	04/10/2018	180410	American Interstate ...	Policy AVWC...	924 · Insurance		320.00	-802,786.94
Bill	04/10/2018	180416	Public Service Co.	Account # 95...	903.46 · Custo...		42.18	-802,829.12

Navitas Utility Corporation
General Ledger
As of December 31, 2018

Type	Date	Num	Name	Memo	Split	Debit	Credit	Balance
Bill	04/10/2018	180416	Ron Comingdeer & ...		923.46 · Outsi...		2,083.00	-804,912.12
Bill	04/10/2018	66918...	G & C Supply Co, Inc	Cust # 109469	1302 · Certifie...		144.27	-805,056.39
Bill	04/10/2018	827 0...	Unifirst Holdings, In...		923.46 · Outsi...		32.70	-805,089.09
Bill	04/11/2018	10089...	Clearwater Enterpris...	Financial Mon...	804.46 · City G...		9,734.53	-814,823.62
Bill	04/11/2018	TR-57...	Enable Oklahoma In...	Account # 26...	804.46 · City G...		1,092.00	-815,915.62
Bill	04/11/2018	180416	IPFS Corporation	Account # TX...	-SPLIT-		5,026.93	-820,942.55
Bill	04/11/2018	180416	Public Service Co.	Account # 95...	903.46 · Custo...		27.11	-820,969.66
Bill	04/11/2018	825 1...	Unifirst Holdings, In...		923.46 · Outsi...		173.19	-821,142.85
Bill	04/11/2018	68040...	Continental Industrie...		-SPLIT-		1,802.77	-822,945.62
Bill Pmt -Check	04/11/2018		Continental Industrie...	QuickBooks g...	1100 · Cash	0.00		-822,945.62
Bill	04/12/2018	824 1...	Unifirst Holdings, In...		923.46 · Outsi...		83.36	-823,028.98
Bill	04/12/2018	134362	Delgasco, Inc.	Account # 16...	804.16 · City G...		16,654.87	-839,683.85
Bill	04/12/2018	18030...	Enbridge/Spectra E...	Account # 29...	804.15 · City G...		1,671.37	-841,355.22
Bill	04/12/2018	180417	Liberty Mutual Insur...	Account # 40...	924 · Insurance		4,550.16	-845,905.38
Bill	04/12/2018	11079...	Isco Industries, LLC		-SPLIT-		10,183.94	-856,089.32
Bill	04/12/2018	180416	SoCal Gas	Account # 10...	6230 · Utilities		40.53	-856,129.85
Bill	04/12/2018	180416	Windstream	Account # 04...	921.46 · Office...		323.91	-856,453.76
Bill	04/12/2018	10089...	Clearwater Enterpris...	Financial Mon...	804.46 · City G...		70,875.00	-927,328.76
Bill	04/12/2018	180416	Southern California ...	Customer acc...	6230 · Utilities		271.93	-927,600.69
Bill	04/12/2018	180420	F & M Bank	Loan 9995000	-SPLIT-		630.87	-928,231.56
Bill	04/12/2018	825 1...	Unifirst Holdings, In...		923.46 · Outsi...		32.70	-928,264.26
Bill	04/12/2018	650092	Farmers Coop Mill &...		874.46 · Mains...		57.75	-928,322.01
Bill	04/12/2018	132213	England Ford Inc	Cust # 1024	874.46 · Mains...		262.42	-928,584.43
Bill Pmt -Check	04/13/2018	Transfer	ADP		1107 · Checkin...	243.95		-928,340.48
Bill	04/13/2018	180413	Optum	Account # 3Y...	-SPLIT-		310.00	-928,650.48
Bill Pmt -Check	04/13/2018	ACH	Optum	Account # 3Y...	1107 · Checkin...	310.00		-928,340.48
Bill	04/13/2018	180416	ADP		5100 · Services		34,906.08	-963,246.56
Bill	04/13/2018	51236...	ADP		923 · Outside ...		7.00	-963,253.56
Bill	04/13/2018	51236...	ADP		923 · Outside ...		14.00	-963,267.56
Bill	04/13/2018	180419	AFCO	Account # 03-...	-SPLIT-		828.33	-964,095.89
Bill	04/13/2018	18041...	Oklahoma Natural G...	Account # 21...	804.46 · City G...		198.33	-964,294.22
Bill	04/13/2018	18041...	Oklahoma Natural G...	Account # 21...	804.46 · City G...		217.86	-964,512.08
Bill	04/13/2018	18041...	Oklahoma Natural G...	Account # 21...	804.46 · City G...		545.51	-965,057.59
Bill	04/13/2018	18041...	Oklahoma Natural G...	Account # 21...	804.46 · City G...		143.05	-965,200.64
Bill	04/13/2018	18041...	Oklahoma Natural G...	Account # 21...	804.46 · City G...		1,660.06	-966,860.70
Bill	04/13/2018	18041...	Oklahoma Natural G...	Account # 21...	804.46 · City G...		525.86	-967,386.56
Bill	04/13/2018	18041...	Oklahoma Natural G...	Account # 21...	804.46 · City G...		450.47	-967,837.03
Bill	04/13/2018	1099 ...	EGW Utilities, Inc.	Customer ID ...	874.46 · Mains...		91.75	-967,928.78
Bill Pmt -Check	04/14/2018	7753	Clearwater Enterpris...	Financial Mon...	1107 · Checkin...	34,000.00		-933,928.78
Bill	04/14/2018	4001	Hull Brothers Constr...		887.15 · Maint...		140.94	-934,069.72
Bill	04/14/2018	4003	Hull Brothers Constr...	First Farmer ...	887.15 · Maint...		470.55	-934,540.27
Bill	04/15/2018	180417	Cotton Electric Coop...	Acc # 270660...	903.46 · Custo...		74.58	-934,614.85
Bill	04/15/2018	180416	Guardian	Group ID: 00 ...	924 · Insurance		355.66	-934,970.51
Bill	04/15/2018	180427	Mesa Consolidated ...	Acc # 045127...	6230 · Utilities		52.75	-935,023.26
Bill Pmt -Check	04/16/2018	Transfer	ADP		1107 · Checkin...	22,729.95		-912,293.31
Bill Pmt -Check	04/16/2018	Transfer	ADP		1107 · Checkin...	10,184.88		-902,108.43
Bill Pmt -Check	04/16/2018	Transfer	ADP		1107 · Checkin...	1,991.25		-900,117.18
Bill	04/16/2018	40051...	Cintas Corporation #...	Acct # 35084	923.16 · Outsi...		25.00	-900,142.18
Bill	04/16/2018	167925	Farris Bobango Bra...		923.16 · Outsi...		1,500.00	-901,642.18

Navitas Utility Corporation
General Ledger
As of December 31, 2018

Type	Date	Num	Name	Memo	Split	Debit	Credit	Balance
Bill	04/16/2018	20063...	Kentucky Undergrou...	Customer ID: ...	925 · I/D - Safe...		6.00	-901,648.18
Bill	04/16/2018	833 1...	Unifirst Holdings, In...		923.46 · Outsi...		19.93	-901,668.11
Bill	04/17/2018	180417	5100 Roberto Miranda		920 · Administr...		670.00	-902,338.11
Bill Pmt -Check	04/17/2018	7754	5100 Roberto Miranda		1107 · Checkin...	670.00		-901,668.11
Bill	04/17/2018	18029	Russmar Utility Man...		887.15 · Maint...		1,000.00	-902,668.11
Bill	04/17/2018	11079...	Isco Industries, LLC		-SPLIT-		3,284.88	-905,952.99
Bill	04/17/2018	30-024	Volunteer Trenching		887.16 · Maint...		1,325.00	-907,277.99
Bill	04/17/2018	827 0...	Unifirst Holdings, In...		923.46 · Outsi...		32.70	-907,310.69
Bill	04/17/2018	64216...	Quill	Account # C2...	6140 · Office c...		549.73	-907,860.42
Bill	04/18/2018	18041...	ADP		-SPLIT-		36,396.44	-944,256.86
Bill Pmt -Check	04/18/2018	Transfer	ADP		1107 · Checkin...	24,293.61		-919,963.25
Bill Pmt -Check	04/18/2018	Transfer	ADP		1107 · Checkin...	8,829.58		-911,133.67
Bill Pmt -Check	04/18/2018	Transfer	ADP		1107 · Checkin...	3,273.25		-907,860.42
Bill	04/18/2018	98056...	Verizon Wireless	Account # 87...	921.16 · Office...		788.91	-908,649.33
Bill	04/18/2018	825 1...	Unifirst Holdings, In...		923.46 · Outsi...		199.15	-908,848.48
Bill	04/18/2018	180502	Haskell County Wat...	Acc # 10-1240	903.46 · Custo...		19.98	-908,868.46
Bill	04/18/2018	180418	Mike's Garage		874.46 · Mains...		170.00	-909,038.46
Bill	04/19/2018	824 1...	Unifirst Holdings, In...		923.46 · Outsi...		53.12	-909,091.58
Bill	04/19/2018	03682	Jensen Tractor Ranch		1604 · Tools a...		1,788.23	-910,879.81
Bill Pmt -Check	04/19/2018	7755	Navitas Communica...		1107 · Checkin...	6,000.00		-904,879.81
Bill	04/19/2018	180423	Ally	611925685889	-SPLIT-		655.22	-905,535.03
Bill	04/19/2018	M15085	Continental Utility S...		903 · Custome...		5,214.00	-910,749.03
Bill	04/19/2018	825 1...	Unifirst Holdings, In...		923.46 · Outsi...		36.98	-910,786.01
Bill Pmt -Check	04/20/2018	Transfer	ADP		1107 · Checkin...	7.00		-910,779.01
Bill Pmt -Check	04/20/2018	Transfer	ADP		1107 · Checkin...	14.00		-910,765.01
Bill Pmt -Check	04/20/2018	ACH	American Interstate ...	Policy AVWC...	1107 · Checkin...	1,360.96		-909,404.05
Bill Pmt -Check	04/20/2018	7756	5100 Sue Yearwood		1107 · Checkin...	400.00		-909,004.05
Bill Pmt -Check	04/20/2018	7757	Advanced Professio...		1107 · Checkin...	25.00		-908,979.05
Bill Pmt -Check	04/20/2018	7758	Airgas, Inc.		1107 · Checkin...	16.60		-908,962.45
Bill Pmt -Check	04/20/2018	7759	Ally	024923459722	1107 · Checkin...	645.10		-908,317.35
Bill Pmt -Check	04/20/2018	7760	American Interstate ...	Policy AVWC...	1107 · Checkin...	320.00		-907,997.35
Bill Pmt -Check	04/20/2018	7761	AT&T Mobility	287021588346	1107 · Checkin...	478.27		-907,519.08
Bill Pmt -Check	04/20/2018	7762	Cintas Corporation #...		1107 · Checkin...	125.00		-907,394.08
Bill Pmt -Check	04/20/2018	7763	Cotton Electric Coop...	Acc # 270660...	1107 · Checkin...	74.58		-907,319.50
Bill Pmt -Check	04/20/2018	7764	Dirt Road Graphics		1107 · Checkin...	84.80		-907,234.70
Bill Pmt -Check	04/20/2018	7765	Double Y Spraying		1107 · Checkin...	275.00		-906,959.70
Bill Pmt -Check	04/20/2018	7766	England Ford Inc	Cust # 1024	1107 · Checkin...	61.21		-906,898.49
Bill Pmt -Check	04/20/2018	7767	First Volunteer Bank		1107 · Checkin...	23.00		-906,875.49
Bill Pmt -Check	04/20/2018	7768	Ford Credit	Account # 56...	1107 · Checkin...	912.53		-905,962.96
Bill Pmt -Check	04/20/2018	7769	GM Financial	Acct # 21100...	1107 · Checkin...	669.98		-905,292.98
Bill Pmt -Check	04/20/2018	7770	Guardian	Group ID: 00 ...	1107 · Checkin...	355.66		-904,937.32
Bill Pmt -Check	04/20/2018	7771	Harold's Auto Supply	Acct # 3530	1107 · Checkin...	3.07		-904,934.25
Bill Pmt -Check	04/20/2018	7772	Northfork Electric C...	Acct # 12975...	1107 · Checkin...	45.90		-904,888.35
Bill Pmt -Check	04/20/2018	7773	Public Service Co.		1107 · Checkin...	69.29		-904,819.06
Bill Pmt -Check	04/20/2018	7774	SoCal Gas	Account # 10...	1107 · Checkin...	40.53		-904,778.53
Bill Pmt -Check	04/20/2018	7775	Southern California ...	Customer acc...	1107 · Checkin...	271.93		-904,506.60
Bill Pmt -Check	04/20/2018	7776	Enbridge/Spectra E...	Account # 29...	1107 · Checkin...	1,671.37		-902,835.23
Bill Pmt -Check	04/20/2018	7777	The Town of Grace...		1107 · Checkin...	75.00		-902,760.23
Bill Pmt -Check	04/20/2018	7778	Windstream	Account # 04...	1107 · Checkin...	323.91		-902,436.32

Navitas Utility Corporation
General Ledger
As of December 31, 2018

Type	Date	Num	Name	Memo	Split	Debit	Credit	Balance
Bill Pmt -Check	04/20/2018	ACH	AFCO	04-98926209-...	1107 · Checkin...	884.74		-901,551.58
Bill	04/20/2018	180423	Pioneer Telephone ...	Account # PT...	921.46 · Office...		108.81	-901,660.39
Bill	04/20/2018	51303...	ADP		923 · Outside ...		94.15	-901,754.54
Bill	04/20/2018	51303...	ADP		923 · Outside ...		49.95	-901,804.49
Bill	04/20/2018	51304...	ADP		923 · Outside ...		326.54	-902,131.03
Bill	04/20/2018	51275...	ADP		923 · Outside ...		243.95	-902,374.98
Bill	04/20/2018	02454...	US Cellular	Account # 84...	921.46 · Office...		403.12	-902,778.10
Bill Pmt -Check	04/21/2018	7779	Clearwater Enterpris...	Financial Mon...	1107 · Checkin...	34,000.00		-868,778.10
Bill	04/21/2018	4004	Hull Brothers Constr...		887.15 · Maint...		187.50	-868,965.60
Bill Pmt -Check	04/23/2018	7780	Hull Brothers Constr...		1107 · Checkin...	7,681.79		-861,283.81
Bill	04/23/2018	40053...	Cintas Corporation #...	Acct # 35084	923.16 · Outsi...		25.00	-861,308.81
Bill	04/23/2018	180427	Public Service Co.	Account # 95...	903.46 · Custo...		88.44	-861,397.25
Bill	04/23/2018	180427	Public Service Co.	Account # 95...	903.46 · Custo...		42.37	-861,439.62
Bill	04/23/2018	31289...	CenterPoint Energy ...	Customer ID: ...	-SPLIT-		1,451.95	-862,891.57
Bill	04/23/2018	180502	Oklahoma Natural G...	Acc # 212809...	903.46 · Custo...		21.23	-862,912.80
Bill	04/24/2018	121112	Hudson Country Sto...	Acct # 04361	874.46 · Mains...		5.03	-862,917.83
Bill	04/24/2018	132416	Tim Wise		887.46 · Maint...		10,528.00	-873,445.83
Bill	04/24/2018	132417	Tim Wise		887.46 · Maint...		2,700.00	-876,145.83
Bill	04/24/2018	132441	England Ford Inc	account 4411...	874.46 · Mains...		63.94	-876,209.77
Bill Pmt -Check	04/25/2018	Transfer	United Healthcare	Customer # 5...	1107 · Checkin...	28,449.22		-847,760.55
Bill Pmt -Check	04/25/2018	Transfer	United Healthcare	Customer # 4...	1107 · Checkin...	11,954.23		-835,806.32
Bill	04/25/2018	121252	Hudson Country Sto...	Acct # 04361	874.46 · Mains...		28.51	-835,834.83
Bill	04/25/2018	121267	Hudson Country Sto...	Acct # 04361	1308 · Engine ...		179.26	-836,014.09
Bill	04/25/2018	TR-53...	Enable Gas Transmi...	Account # 26...	804.28 · City G...		391.23	-836,405.32
Bill	04/25/2018	7888	K2Controls, Inc.		874.46 · Mains...		83.69	-836,489.01
Bill	04/25/2018	277226	Aflac	Accout #: FG...	926 · Employe...		153.12	-836,642.13
Bill	04/25/2018	180502	Public Service Co.	Account # 95...	903.46 · Custo...		87.97	-836,730.10
Bill	04/25/2018	180430	Harmon Electric Ass...	Account # 50...	903.46 · Custo...		128.45	-836,858.55
Bill	04/25/2018	180502	Ally	024921495072	-SPLIT-		593.55	-837,452.10
Bill	04/25/2018	180502	Bank 7	Loan 1010669	427 · Interest ...		1,951.52	-839,403.62
Bill	04/26/2018	66606...	Quill	Account # C2...	6140 · Office c...		186.80	-839,590.42
Bill	04/26/2018	09311...	Knox Oklahoma Re...		925 · I/D - Safe...		15.00	-839,605.42
Bill	04/26/2018	88235	Jenkins Oilfield Sup...	Customer Acc...	874.46 · Mains...		875.77	-840,481.19
Bill	04/26/2018	30928	Keystone-Beard Eq...		1300 · Inventory		344.32	-840,825.51
Bill	04/26/2018	824 1...	Unifirst Holdings, In...		923.46 · Outsi...		125.32	-840,950.83
Bill	04/26/2018	I0007...	J&I Manufacturing Inc.	Krers Reconc...	887.46 · Maint...		8,262.29	-849,213.12
Bill Pmt -Check	04/26/2018	7868	J&I Manufacturing Inc.	Krers Reconc...	1107 · Checkin...	8,262.29		-840,950.83
Bill	04/26/2018	4007	Hull Brothers Constr...		887.15 · Maint...		450.00	-841,400.83
Bill	04/27/2018	180501	ADP		5100 · Services		34,906.08	-876,306.91
Bill Pmt -Check	04/27/2018	7781	Recon Pros, Inc.	VOID:	1107 · Checkin...	0.00		-876,306.91
Bill Pmt -Check	04/27/2018	Transfer	ADP		1107 · Checkin...	94.15		-876,212.76
Bill Pmt -Check	04/27/2018	Transfer	ADP		1107 · Checkin...	49.95		-876,162.81
Bill Pmt -Check	04/27/2018	Transfer	ADP		1107 · Checkin...	326.54		-875,836.27
Bill Pmt -Check	04/27/2018	Transfer	ADP		1107 · Checkin...	243.95		-875,592.32
Bill	04/27/2018	180427	ADP		923 · Outside ...		198.35	-875,790.67
Bill Pmt -Check	04/27/2018	Transfer	ADP		1107 · Checkin...	198.35		-875,592.32
Bill	04/27/2018	34076...	DirecTV	Account # 03...	6120 · Comm ...		138.98	-875,731.30
Bill	04/27/2018	CHCS...	Cummins		874.46 · Mains...		415.10	-876,146.40
Bill	04/27/2018	0244-...	O'Reilly Auto Parts		874.46 · Mains...		17.43	-876,163.83

Navitas Utility Corporation
General Ledger
As of December 31, 2018

Type	Date	Num	Name	Memo	Split	Debit	Credit	Balance
Bill	04/27/2018	4008	Hull Brothers Constr...		887.15 · Maint...		1,065.50	-877,229.33
Bill Pmt -Check	04/28/2018	7782	Clearwater Enterpris...	Financial Mon...	1107 · Checkin...	34,000.00		-843,229.33
Bill	04/28/2018	34083...	DirecTV	Account # 08...	6120 · Comm ...		48.99	-843,278.32
Bill	04/28/2018	180428	Buckaloo Construction		887.46 · Maint...		1,885.00	-845,163.32
Bill	04/28/2018	EX180...	LMJ Industries		923.15 · Outsi...		578.82	-845,742.14
Bill	04/30/2018	1804N...	Navitas 1, LLC		1499 · Contrac...		10,080.00	-855,822.14
Bill	04/30/2018	66	TDH Construction		-SPLIT-		1,380.00	-857,202.14
Bill	04/30/2018	1804N...	Navitas Communica...		435 · Extraordi...		4,000.00	-861,202.14
Bill Pmt -Check	04/30/2018	Transfer	ADP		1107 · Checkin...	22,730.02		-838,472.12
Bill Pmt -Check	04/30/2018	Transfer	ADP		1107 · Checkin...	10,184.81		-828,287.31
Bill Pmt -Check	04/30/2018	Transfer	ADP		1107 · Checkin...	1,991.25		-826,296.06
Bill Pmt -CCard	04/30/2018		Recon Pros, Inc.	Seat repairs f...	2282 · Thomas...	750.00		-825,546.06
Bill	04/30/2018	1804-...	Battery Backup Pow...	April	6120 · Comm ...		559.20	-826,105.26
Bill	04/30/2018	180502	CKenergy Electric C...	Account: 592...	6230 · Utilities		219.00	-826,324.26
Bill	04/30/2018	180502	CKenergy Electric C...	Account: 592...	6230 · Utilities		181.00	-826,505.26
Bill	04/30/2018	04/30/...	Monday's Stop N Sh...	Fuel April	921.46 · Office...		1,604.10	-828,109.36
Bill	04/30/2018	4208	Quinton Parts Supply	pay to Timoth...	874.46 · Mains...		17.43	-828,126.79
Bill	04/30/2018	80471...	One Call Concepts, ...	Acct # NAVIT01	925 · I/D - Safe...		0.50	-828,127.29
Bill	04/30/2018	180508	R & R Water /Culligan	Account # 22...	6230 · Utilities		60.42	-828,187.71
Bill	04/30/2018	180508	Equity Exchange	Account # 35...	-SPLIT-		3,238.98	-831,426.69
Bill	04/30/2018	180508	Motley Gin, Inc.	Account ID: N...	921.46 · Office...		434.08	-831,860.77
Bill	04/30/2018	60563...	Western Exterminat...	Cust # 15043...	932 · Maintena...		75.00	-831,935.77
Bill	04/30/2018	180348	Bell Engineering	Account #: 59...	887.28 · Maint...		1,000.00	-832,935.77
Bill	04/30/2018	99531...	Airgas, Inc.		931 · Rents		13.52	-832,949.29
Bill	04/30/2018	40055...	Cintas Corporation #...	Acct # 35084	923.16 · Outsi...		25.00	-832,974.29
Bill	04/30/2018	1804N...	NALLC - gas facilities		851.46 · Sys C...		6,659.10	-839,633.39
Bill	04/30/2018	180430	American Interstate ...	Policy AVWC...	924 · Insurance		1,326.02	-840,959.41
Bill	04/30/2018	46	Sparta Energy	April Production	804.15 · City G...		16,574.40	-857,533.81
Bill	04/30/2018	349	B & W Pipeline	AprilTransport	804.15 · City G...		13,897.67	-871,431.48
Bill	04/30/2018	350	B & W Pipeline	AprilTransport	804.15 · City G...		325.35	-871,756.83
Credit	04/30/2018		Bank 7 Credit Cards		6120 · Comm ...	66.00		-871,690.83
Bill	04/30/2018		Bank 7 Credit Cards		6120 · Comm ...		66.00	-871,756.83
Bill Pmt -Check	04/30/2018		Bank 7 Credit Cards	QuickBooks g...	1100 · Cash	0.00		-871,756.83
Bill	05/01/2018	1805N...	Navitas Communica...		435 · Extraordi...		2,000.00	-873,756.83
Bill	05/01/2018	180426	Access Cable Televi...	Acct # 09-003...	921.16 · Office...		144.22	-873,901.05
Bill	05/01/2018		Opal Leach		931 · Rents		250.00	-874,151.05
Bill	05/01/2018		Volunteer Trenching		874.16 · Mains...		250.00	-874,401.05
Bill	05/01/2018	180502	Velma Public Works...		903.46 · Custo...		100.00	-874,501.05
Bill	05/01/2018	20598...	Sonitrol Orange Cou...	Customer # 3...	932 · Maintena...		141.15	-874,642.20
Bill	05/01/2018	1543	Professional Compli...		925 · I/D - Safe...		40.00	-874,682.20
Bill	05/01/2018	128	Steve Jolley		874.15 · Mains...		2,500.00	-877,182.20
Bill	05/01/2018	RTN1...	Tri-Star Energy Con...		1408 · Prepaid...		4,008.00	-881,190.20
Bill	05/01/2018	RTN1...	LMJ Industries		1408 · Prepaid...		1,000.00	-882,190.20
Bill	05/01/2018	10200...	X Stream Services	Account 0023...	6120 · Comm ...		375.05	-882,565.25
Bill	05/01/2018	180508	Red River Valley Ru...	Account # 19...	855.46 · Other ...		37.64	-882,602.89
Bill	05/01/2018	180508	Totah Communicati...	account # 7460	921.46 · Office...		290.75	-882,893.64
Bill	05/01/2018	AD19-...	Tennessee Gas Ass...		6410 · Lic, per...		500.00	-883,393.64
Bill	05/01/2018	180508	Klint Alexander	March 2018	-SPLIT-		1,000.00	-884,393.64
Bill	05/01/2018	4368	Time Warner Cable	Account # 84...	6120 · Comm ...		465.06	-884,858.70

Navitas Utility Corporation
General Ledger
As of December 31, 2018

Type	Date	Num	Name	Memo	Split	Debit	Credit	Balance
Bill	05/01/2018	3853	Time Warner Cable	Account # 84...	6120 · Comm ...		179.99	-885,038.69
Bill	05/01/2018	180501	Green's Tire & Oil		-SPLIT-		523.40	-885,562.09
Bill	05/01/2018	0244-...	O'Reilly Auto Parts	QUICK STRU...	874.46 · Mains...		339.95	-885,902.04
Bill	05/01/2018	Tus A...	Tom's Utility Service		-SPLIT-		1,350.00	-887,252.04
Bill	05/01/2018	180501	First Volunteer Bank		6320 · Bank fees		22.00	-887,274.04
Bill	05/01/2018		Streetmaster, LLC		2000 · Acquisit...		10,000.00	-897,274.04
Bill	05/01/2018	180501	TDH Construction		2000 · Acquisit...		10,000.00	-907,274.04
Bill	05/01/2018	C0045...	United Healthcare	Customer # 5...	926 · Employe...		28,446.76	-935,720.80
Bill	05/01/2018	0244-...	O'Reilly Auto Parts	QUICK STRU...	874.46 · Mains...		246.70	-935,967.50
Bill	05/01/2018	2513	Full Spectrum Servi...		932 · Maintena...		200.00	-936,167.50
Bill	05/01/2018	0045 ...	United Healthcare	Customer # 4...	926 · Employe...		9,327.31	-945,494.81
Bill	05/01/2018	180501	A New Energy LLC		1408 · Prepaid...		2,083.33	-947,578.14
Bill	05/02/2018	18050...	ADP		-SPLIT-		35,651.89	-983,230.03
Bill Pmt -Check	05/02/2018	Transfer	ADP		1107 · Checkin...	23,897.16		-959,332.87
Bill Pmt -Check	05/02/2018	Transfer	ADP		1107 · Checkin...	3,201.39		-956,131.48
Bill Pmt -Check	05/02/2018	Transfer	ADP		1107 · Checkin...	8,553.34		-947,578.14
Bill	05/02/2018	180502	CenterPoint Energy	7257756-2	804.46 · City G...		126.26	-947,704.40
Bill	05/02/2018	33060...	Pitney Bowes	Account # 00...	931 · Rents		314.78	-948,019.18
Bill	05/03/2018		Legacy Bank		6320 · Bank fees		75.00	-948,094.18
Bill	05/03/2018		Streetmaster, LLC		920 · Administr...		1,250.00	-949,344.18
Bill	05/03/2018	180518	Mike's Garage		874.46 · Mains...		45.00	-949,389.18
Bill Pmt -Check	05/03/2018	7783	Access Cable Televi...	Acct # 09-003...	1107 · Checkin...	144.22		-949,244.96
Bill Pmt -Check	05/03/2018	7784	Aflac	Accout #: FG...	1107 · Checkin...	153.12		-949,091.84
Bill Pmt -Check	05/03/2018	7785	Ally	611925685889	1107 · Checkin...	655.22		-948,436.62
Bill Pmt -Check	05/03/2018	7786	CenterPoint Energy ...	Customer ID: ...	1107 · Checkin...	1,451.95		-946,984.67
Bill Pmt -Check	05/03/2018	7787	F & M Bank	Loan 9995000	1107 · Checkin...	630.87		-946,353.80
Bill Pmt -Check	05/03/2018	7788	Harmon Electric Ass...	Account # 50...	1107 · Checkin...	128.45		-946,225.35
Bill Pmt -Check	05/03/2018	7789	Haskell County Wat...	Acc # 10-1240	1107 · Checkin...	19.98		-946,205.37
Bill Pmt -Check	05/03/2018	7790	IPFS Corporation	Account # TX...	1107 · Checkin...	5,026.93		-941,178.44
Bill Pmt -Check	05/03/2018	7791	Legacy Bank		1107 · Checkin...	75.00		-941,103.44
Bill Pmt -Check	05/03/2018	7792	Liberty Mutual Insur...	Account # 40...	1107 · Checkin...	4,550.16		-936,553.28
Bill Pmt -Check	05/03/2018	7793	Mesa Consolidated ...	Acc # 045127...	1107 · Checkin...	52.75		-936,500.53
Bill Pmt -Check	05/03/2018	7794	Mike's Garage		1107 · Checkin...	45.00		-936,455.53
Bill Pmt -Check	05/03/2018	7795	Oklahoma Natural G...		1107 · Checkin...	3,762.37		-932,693.16
Bill Pmt -Check	05/03/2018	7796	Opal Leach		1107 · Checkin...	250.00		-932,443.16
Bill Pmt -Check	05/03/2018	7797	Pioneer Telephone ...	Account # PT...	1107 · Checkin...	108.81		-932,334.35
Bill Pmt -Check	05/03/2018	7798	Professional Compli...		1107 · Checkin...	40.00		-932,294.35
Bill Pmt -Check	05/03/2018	7799	Sonitrol Orange Cou...	Customer # 3...	1107 · Checkin...	141.15		-932,153.20
Bill Pmt -Check	05/03/2018	7800	Battery Backup Pow...	April	1107 · Checkin...	559.20		-931,594.00
Bill Pmt -Check	05/03/2018	7801	Steve Jolley		1107 · Checkin...	2,500.00		-929,094.00
Bill Pmt -Check	05/03/2018	7802	Terminix Processing...	Cust # 7479088	1107 · Checkin...	57.00		-929,037.00
Bill Pmt -Check	05/03/2018	7803	Verizon Wireless	Account # 87...	1107 · Checkin...	788.91		-928,248.09
Bill	05/03/2018	TR-53...	Enable Gas Transmi...	Account # 26...	804.28 · City G...		8,179.75	-936,427.84
Bill	05/03/2018	05180...	Natural Gas Pipeline...	Acct # 5319 / ...	804.46 · City G...		494.82	-936,922.66
Bill	05/03/2018	802269	5100 Bill Radford	CDL Test	925 · I/D - Safe...		95.00	-937,017.66
Bill	05/03/2018	132657	England Ford Inc	account 4411...	874.46 · Mains...		62.97	-937,080.63
Bill	05/03/2018	824 1...	Unifirst Holdings, In...		923.46 · Outsi...		53.12	-937,133.75
Bill	05/03/2018	180503	Pitney Bowes	Account # 00...	931 · Rents		803.00	-937,936.75
Bill	05/04/2018	180504	Optum	Account # 3Y...	-SPLIT-		300.00	-938,236.75

Navitas Utility Corporation
General Ledger
As of December 31, 2018

Type	Date	Num	Name	Memo	Split	Debit	Credit	Balance
Bill Pmt -Check	05/04/2018	Transfer	Optum	Account # 3Y...	1107 · Checkin...	300.00		-937,936.75
Bill	05/04/2018	51352...	ADP		923 · Outside ...		198.35	-938,135.10
Bill	05/04/2018	51352...	ADP		923 · Outside ...		243.95	-938,379.05
Bill Pmt -Check	05/04/2018	Transfer	ADP		1107 · Checkin...	198.35		-938,180.70
Bill	05/04/2018	180504	ADP	Joey Irwin las...	5100 · Services		5,658.51	-943,839.21
Bill Pmt -Check	05/04/2018	Transfer	ADP		1107 · Checkin...	243.95		-943,595.26
Bill Pmt -Check	05/04/2018	Transfer	ADP	Joey Irwin las...	1107 · Checkin...	5,658.51		-937,936.75
Bill	05/04/2018	180508	Jellico Electric & Wa...	Account # 00...	903.16 · Custo...		90.81	-938,027.56
Bill	05/04/2018	18050...	Ally	611927038563	-SPLIT-		543.33	-938,570.89
Bill	05/04/2018	18050...	Ally	024923459722	-SPLIT-		645.10	-939,215.99
Bill	05/04/2018	18084...	Incorp	Account # 28...	-SPLIT-		445.00	-939,660.99
Bill	05/05/2018	18005...	Pioneer Cellular - us...	Account # CN...	921.46 · Office...		92.80	-939,753.79
Bill	05/05/2018	18050...	Ford Credit	Account # 56...	-SPLIT-		912.53	-940,666.32
General Journal	05/05/2018	18050...	Continental Industrie...	Continental In...	1408 · Prepaid...	1,100.90		-939,565.42
Bill Pmt -Check	05/05/2018		Continental Industrie...	QuickBooks g...	1100 · Cash	0.00		-939,565.42
Bill	05/06/2018	18050...	GM Financial	Acct # 21100...	-SPLIT-		669.98	-940,235.40
Bill Pmt -Check	05/07/2018	7804	Clearwater Enterpris...	Financial Mon...	1107 · Checkin...	29,000.00		-911,235.40
Bill	05/07/2018	180507	Liberty Mutual Insur...	Account # 40...	924 · Insurance		4,283.16	-915,518.56
Bill	05/07/2018	15679...	United Rentals, Inc.	Customer: 13...	887.46 · Maint...		891.06	-916,409.62
Bill	05/07/2018	180507	Northfork Electric C...	Acct # 12975...	903.46 · Custo...		46.12	-916,455.74
Bill	05/07/2018	39788	Midwest Decals, LLC		925 · I/D - Safe...		559.70	-917,015.44
Bill	05/07/2018	70-TN...	Southern Star Centr...		804.46 · City G...		10,674.12	-927,689.56
Bill	05/07/2018	40056...	Cintas Corporation #...	Acct # 35084	923.16 · Outsi...		25.00	-927,714.56
Bill	05/07/2018	132711	England Ford Inc	account 4411...	874.46 · Mains...		94.81	-927,809.37
Bill	05/08/2018	180424	Ochelata Utility Auth...	Account 1129	903.46 · Custo...		184.74	-927,994.11
Bill	05/08/2018	180424	Stephens Co. Rural ...	Account A-04...	903.46 · Custo...		35.00	-928,029.11
Bill	05/08/2018	180421	Town of Eakly	Account # 1019	6230 · Utilities		104.18	-928,133.29
Bill	05/08/2018	180421	Town of Eakly	Account # 1019	6230 · Utilities		19.81	-928,153.10
Bill	05/08/2018	3259	Harris Construction ...		887.46 · Maint...		200.00	-928,353.10
Bill	05/08/2018	TR-53...	Enable Gas Transmi...	Account # 26...	804.46 · City G...		1,896.26	-930,249.36
Bill	05/08/2018	475417	Valir Physical Therapy		-SPLIT-		50.00	-930,299.36
Bill	05/08/2018	134658	Delgasco, Inc.	Account # 16...	804.16 · City G...		11,883.48	-942,182.84
Bill	05/08/2018	653205	Farmers Coop Mill &...		874.46 · Mains...		59.58	-942,242.42
Bill	05/09/2018	155	Petrol Energy, LLC		-SPLIT-		46,747.01	-988,989.43
Bill	05/09/2018	TR-57...	Enable Oklahoma In...	Account # 26...	804.46 · City G...		1,242.80	-990,232.23
Bill	05/09/2018	TR-57...	Enable Oklahoma In...	Account # 26...	804.46 · City G...		1,013.00	-991,245.23
Bill	05/09/2018	180509	The Town of Grace...		903.46 · Custo...		75.00	-991,320.23
Bill	05/10/2018	180510	Public Service Co.	Account # 95...	903.46 · Custo...		27.03	-991,347.26
Bill	05/10/2018	180501	AT&T Mobility	Account # 28...	921.46 · Office...		473.27	-991,820.53
Bill	05/10/2018	180510	Ron Comingdeer & ...		923.46 · Outsi...		2,083.00	-993,903.53
Bill	05/10/2018	10089...	Clearwater Enterpris...	Financial Mon...	804.46 · City G...		4,517.96	-998,421.49
Bill	05/10/2018	1100 ...	EGW Utilities, Inc.	Customer ID ...	874.46 · Mains...		311.25	-998,732.74
Bill	05/10/2018	824 1...	Unifirst Holdings, In...		923.46 · Outsi...		320.40	-999,053.14
Bill	05/10/2018	824 1...	Unifirst Holdings, In...		923.46 · Outsi...		53.12	-999,106.26
Bill	05/11/2018	180511	ADP		5100 · Services		32,148.40	-1,031,254.66
Bill Pmt -Check	05/11/2018	Transfer	ADP		1107 · Checkin...	21,209.99		-1,010,044.67
Deposit	05/11/2018	16513	Equity Exchange	Dividend	1107 · Checkin...		21.62	-1,010,066.29
Credit	05/11/2018	Divide...	Equity Exchange		4100 · Revenue	21.62		-1,010,044.67
Bill Pmt -Check	05/11/2018		Equity Exchange	QuickBooks g...	1100 · Cash	0.00		-1,010,044.67

Navitas Utility Corporation
General Ledger
As of December 31, 2018

Type	Date	Num	Name	Memo	Split	Debit	Credit	Balance
Bill	05/11/2018	51393...	ADP		923 · Outside ...		188.95	-1,010,233.62
Bill	05/11/2018	51400...	ADP		923 · Outside ...		14.00	-1,010,247.62
Bill	05/11/2018	180511	Southern California ...	Customer acc...	6230 · Utilities		258.71	-1,010,506.33
Bill	05/11/2018	180511	SoCal Gas	Account # 10...	6230 · Utilities		1.68	-1,010,508.01
Bill	05/11/2018	180511	F & M Bank	Loan 999500...	-SPLIT-		630.87	-1,011,138.88
Bill	05/11/2018	31185	Keystone-Beard Eq...		874.46 · Mains...		174.34	-1,011,313.22
Bill	05/11/2018	180511	Cotton Electric Coop...	Acc # 270660...	903.46 · Custo...		60.20	-1,011,373.42
Bill	05/11/2018	180511	Public Service Co.	Account # 95...	903.46 · Custo...		42.18	-1,011,415.60
Bill	05/11/2018	1804 ...	Enbridge/Spectra E...	Account # 29...	804.15 · City G...		1,673.53	-1,013,089.13
General Journal	05/11/2018	18051...	Continental Industrie...	Continental In...	1408 · Prepaid...	1,802.77		-1,011,286.36
Bill	05/12/2018	18051...	ADP	Biweekly / Fie...	-SPLIT-		38,053.09	-1,049,339.45
Bill Pmt -Check	05/14/2018	Transfer	ADP		1107 · Checkin...	9,252.77		-1,040,086.68
Bill Pmt -Check	05/14/2018	Transfer	ADP		1107 · Checkin...	1,685.64		-1,038,401.04
Bill	05/14/2018	11008...	EGW Utilities, Inc.	Customer ID ...	874.46 · Mains...		212.16	-1,038,613.20
Bill	05/14/2018	11009...	EGW Utilities, Inc.	Customer ID ...	874.46 · Mains...		3,105.18	-1,041,718.38
Bill	05/14/2018	10089...	Clearwater Enterpris...	Financial Mon...	804.46 · City G...		75,083.89	-1,116,802.27
Bill	05/14/2018	180514	Windstream	Account # 04...	921.46 · Office...		326.46	-1,117,128.73
Bill	05/14/2018	180514	IPFS Corporation	Account # TX...	-SPLIT-		5,026.93	-1,122,155.66
Bill	05/14/2018	4005 ...	Cintas Corporation #...	Acct # 35084	923.16 · Outsi...		25.00	-1,122,180.66
Bill Pmt -Check	05/15/2018	Transfer	Bank 7	Loan 1010669	1107 · Checkin...	1,951.52		-1,120,229.14
Bill	05/15/2018	1090	Yearwood Design W...	deposit for Ea...	874.46 · Mains...		1,000.00	-1,121,229.14
Bill	05/15/2018	180515	Guardian	Group ID: 00 ...	924 · Insurance		284.88	-1,121,514.02
Bill	05/15/2018	132921	England Ford Inc	account 4411...	874.46 · Mains...		65.56	-1,121,579.58
Bill Pmt -Check	05/16/2018	Transfer	ADP	Biweekly / Fie...	1107 · Checkin...	25,752.82		-1,095,826.76
Bill Pmt -Check	05/16/2018	7805	5100 Bill Radford	CDL Test	1107 · Checkin...	95.00		-1,095,731.76
Bill Pmt -Check	05/16/2018	7806	AFCO	04-98926209-...	1107 · Checkin...	828.33		-1,094,903.43
Bill Pmt -Check	05/16/2018	7807	Airgas, Inc.		1107 · Checkin...	13.52		-1,094,889.91
Bill Pmt -Check	05/16/2018	7808	Ally	VOID:	1107 · Checkin...	0.00		-1,094,889.91
Bill Pmt -Check	05/16/2018	7809	AT&T Mobility	287021588346	1107 · Checkin...	473.27		-1,094,416.64
Bill Pmt -Check	05/16/2018	7810	B & W Pipeline		1107 · Checkin...	15,182.76		-1,079,233.88
Bill Pmt -Check	05/16/2018	7811	CenterPoint Energy	7257756-2	1107 · Checkin...	126.26		-1,079,107.62
Bill Pmt -Check	05/16/2018	7812	Cintas Corporation #...		1107 · Checkin...	100.00		-1,079,007.62
Bill Pmt -Check	05/16/2018	7813	CKenergy Electric C...		1107 · Checkin...	400.00		-1,078,607.62
Bill Pmt -Check	05/16/2018	7814	Clearwater Enterpris...		1107 · Checkin...	29,000.00		-1,049,607.62
Bill Pmt -Check	05/16/2018	7815	Cummins		1107 · Checkin...	415.10		-1,049,192.52
Bill Pmt -Check	05/16/2018	7816	Delgasco, Inc.	Account # 16...	1107 · Checkin...	19,852.56		-1,029,339.96
Bill Pmt -Check	05/16/2018	7817	DirecTV		1107 · Checkin...	187.97		-1,029,151.99
Bill Pmt -Check	05/16/2018	7818	EGW Utilities, Inc.		1107 · Checkin...	2,347.63		-1,026,804.36
Bill Pmt -Check	05/16/2018	7819	England Ford Inc		1107 · Checkin...	269.02		-1,026,535.34
Bill Pmt -Check	05/16/2018	7820	Equity Exchange	Account # 35...	1107 · Checkin...	3,238.98		-1,023,296.36
Bill Pmt -Check	05/16/2018	7821	Farmers Coop Mill &...		1107 · Checkin...	57.75		-1,023,238.61
Bill Pmt -Check	05/16/2018	7822	Ford Credit	Account # 56...	1107 · Checkin...	912.53		-1,022,326.08
Bill Pmt -Check	05/16/2018	7823	Sparta Energy	January Prod...	1107 · Checkin...	15,000.00		-1,007,326.08
Bill Pmt -Check	05/16/2018	7824	G & C Supply Co, Inc	Cust # 109469	1107 · Checkin...	144.27		-1,007,181.81
Bill Pmt -Check	05/16/2018	7825	GM Financial	Acct # 21100...	1107 · Checkin...	669.98		-1,006,511.83
Bill Pmt -Check	05/16/2018	7826	Green's Tire & Oil		1107 · Checkin...	523.40		-1,005,988.43
Bill Pmt -Check	05/16/2018	7827	Hudson Country Sto...		1107 · Checkin...	227.97		-1,005,760.46
Bill Pmt -Check	05/16/2018	7828	Isco Industries, LLC		1107 · Checkin...	7,405.00		-998,355.46
Bill Pmt -Check	05/16/2018	7829	K2Controls, Inc.		1107 · Checkin...	83.69		-998,271.77

Navitas Utility Corporation
General Ledger
As of December 31, 2018

Type	Date	Num	Name	Memo	Split	Debit	Credit	Balance
Bill Pmt -Check	05/16/2018	7830	Kentucky Undergrou...	Customer ID: ...	1107 · Checkin...	6.00		-998,265.77
Bill Pmt -Check	05/16/2018	7831	Keystone-Beard Eq...		1107 · Checkin...	344.32		-997,921.45
Bill Pmt -Check	05/16/2018	7832	Klint Alexander		1107 · Checkin...	2,529.97		-995,391.48
Bill Pmt -Check	05/16/2018	7833	Knox Oklahoma Re...		1107 · Checkin...	15.00		-995,376.48
Bill Pmt -Check	05/16/2018	7834	Liberty Mutual Insur...	Account # 40...	1107 · Checkin...	4,283.16		-991,093.32
Bill Pmt -Check	05/16/2018	7835	Mike's Garage		1107 · Checkin...	170.00		-990,923.32
Bill Pmt -Check	05/16/2018	7836	Monday's Stop N Sh...		1107 · Checkin...	3,043.83		-987,879.49
Bill Pmt -Check	05/16/2018	7837	Motley Gin, Inc.	Account ID: N...	1107 · Checkin...	434.08		-987,445.41
Bill Pmt -Check	05/16/2018	7838	O'Reilly Auto Parts		1107 · Checkin...	781.61		-986,663.80
Bill Pmt -Check	05/16/2018	7839	Ochelata Utility Auth...	Account 1129	1107 · Checkin...	184.74		-986,479.06
Bill Pmt -Check	05/16/2018	7840	Petrol Energy, LLC		1107 · Checkin...	94,143.31		-892,335.75
Bill Pmt -Check	05/16/2018	7841	Pioneer Cellular - us...	Account # CN...	1107 · Checkin...	92.80		-892,242.95
Bill Pmt -Check	05/16/2018	7842	Pitney Bowes	Account # 00...	1107 · Checkin...	803.00		-891,439.95
Bill Pmt -Check	05/16/2018	7843	Public Service Co.		1107 · Checkin...	218.78		-891,221.17
Bill Pmt -Check	05/16/2018	7844	Quill		1107 · Checkin...	736.53		-890,484.64
Bill Pmt -Check	05/16/2018	7845	Quinton Parts Supply	pay to Timoth...	1107 · Checkin...	17.43		-890,467.21
Bill Pmt -Check	05/16/2018	7846	R & R Water /Culligan	Account # 22...	1107 · Checkin...	60.42		-890,406.79
Bill Pmt -Check	05/16/2018	7847	Red River Valley Ru...	Account # 19...	1107 · Checkin...	37.64		-890,369.15
Bill Pmt -Check	05/16/2018	7848	Southern California ...	Customer acc...	1107 · Checkin...	258.71		-890,110.44
Bill Pmt -Check	05/16/2018	7849	Stephens Co. Rural ...	Account A-04...	1107 · Checkin...	35.00		-890,075.44
Bill Pmt -Check	05/16/2018	7850	Time Warner Cable		1107 · Checkin...	645.05		-889,430.39
Bill Pmt -Check	05/16/2018	7851	Totah Communicati...	account # 7460	1107 · Checkin...	290.75		-889,139.64
Bill Pmt -Check	05/16/2018	7852	Town of Eakly		1107 · Checkin...	123.99		-889,015.65
Bill Pmt -Check	05/16/2018	7853	Unifirst Holdings, In...		1107 · Checkin...	718.72		-888,296.93
Bill Pmt -Check	05/16/2018	7854	Unifirst Holdings, In...		1107 · Checkin...	135.08		-888,161.85
Bill Pmt -Check	05/16/2018	7855	Unifirst Holdings, In...		1107 · Checkin...	368.04		-887,793.81
Bill Pmt -Check	05/16/2018	7856	Unifirst Holdings, In...		1107 · Checkin...	130.80		-887,663.01
Bill Pmt -Check	05/16/2018	7857	Unifirst Holdings, In...		1107 · Checkin...	79.72		-887,583.29
Bill Pmt -Check	05/16/2018	7858	US Cellular	Account # 84...	1107 · Checkin...	403.92		-887,179.37
Bill Pmt -Check	05/16/2018	7859	Valir Physical Therapy		1107 · Checkin...	50.00		-887,129.37
Bill Pmt -Check	05/16/2018	7860	Velma Public Works...		1107 · Checkin...	100.00		-887,029.37
Bill Pmt -Check	05/16/2018	7861	Western Exterminat...	Cust # 15043...	1107 · Checkin...	75.00		-886,954.37
Bill Pmt -Check	05/16/2018	7862	X Stream Services	0013081	1107 · Checkin...	375.05		-886,579.32
Bill Pmt -Check	05/16/2018	7863	Yearwood Design W...	deposit for Ea...	1107 · Checkin...	1,000.00		-885,579.32
Bill	05/16/2018	168463	Farris Bobango Bra...		923.16 · Outsi...		1,500.00	-887,079.32
Bill	05/16/2018	180516	Haskell County Wat...	Acc # 10-1240	903.46 · Custo...		18.00	-887,097.32
Bill Pmt -Check	05/17/2018	Transfer	ADP	Biweekly / Fie...	1107 · Checkin...	9,060.91		-878,036.41
Bill Pmt -Check	05/17/2018	Transfer	ADP	Biweekly / Fie...	1107 · Checkin...	3,239.36		-874,797.05
Bill Pmt -Check	05/17/2018	7864	Ally	024921495072	1107 · Checkin...	593.55		-874,203.50
Bill Pmt -Check	05/17/2018	7865	Ally	611927038563	1107 · Checkin...	543.33		-873,660.17
Bill Pmt -Check	05/17/2018	7866	Ally	024923459722	1107 · Checkin...	645.10		-873,015.07
Bill Pmt -Check	05/17/2018	7867	Natural Gas Pipeline...	Acct # 5319 / ...	1107 · Checkin...	494.82		-872,520.25
Bill	05/17/2018	HC11...	H & C Services and ...		874.46 · Mains...		94.24	-872,614.49
Bill	05/17/2018	824 1...	Unifirst Holdings, In...		923.46 · Outsi...		53.12	-872,667.61
Bill	05/17/2018	2006 ...	Kentucky Undergrou...	Customer ID: ...	925 · I/D - Safe...		6.00	-872,673.61
Bill Pmt -Check	05/18/2018	Transfer	ADP		1107 · Checkin...	188.95		-872,484.66
Bill Pmt -Check	05/18/2018	Transfer	ADP		1107 · Checkin...	14.00		-872,470.66
Bill	05/18/2018	6603	A Better View	Costa Mesa o...	932 · Maintena...		365.00	-872,835.66
Bill	05/18/2018	51429...	ADP		923 · Outside ...		249.65	-873,085.31

Navitas Utility Corporation
General Ledger
As of December 31, 2018

Type	Date	Num	Name	Memo	Split	Debit	Credit	Balance
Bill	05/18/2018	514 3...	ADP		923 · Outside ...		198.35	-873,283.66
Bill	05/18/2018	514 5...	ADP		923 · Outside ...		94.15	-873,377.81
Bill	05/18/2018	514 5...	ADP		923 · Outside ...		49.95	-873,427.76
Bill Pmt -Check	05/18/2018	Transfer	ADP		1107 · Checkin...	249.65		-873,178.11
Bill Pmt -Check	05/18/2018	Transfer	ADP		1107 · Checkin...	198.35		-872,979.76
Bill Pmt -Check	05/18/2018	Transfer	ADP		1107 · Checkin...	94.15		-872,885.61
Bill Pmt -Check	05/18/2018	Transfer	ADP		1107 · Checkin...	49.95		-872,835.66
Bill	05/18/2018	Tus M...	Tom's Utility Service		-SPLIT-		800.00	-873,635.66
Bill	05/18/2018	18051...	Ally	611925685889	-SPLIT-		655.22	-874,290.88
Bill	05/18/2018	11080...	Isco Industries, LLC		-SPLIT-		294.28	-874,585.16
Bill	05/18/2018	98074...	Verizon Wireless	Account # 87...	921.16 · Office...		788.33	-875,373.49
Bill	05/18/2018	18051...	CKenergy Electric C...	Account: 592...	6230 · Utilities		196.85	-875,570.34
Bill	05/20/2018	180520	Pioneer Telephone ...	Account # PT...	921.46 · Office...		108.81	-875,679.15
Bill	05/20/2018	02503...	US Cellular	Account # 84...	921.46 · Office...		408.12	-876,087.27
Bill	05/21/2018	216 9...	Tate Boy's Tire & Se...		874.46 · Mains...		62.11	-876,149.38
Bill	05/21/2018	18039	Russmar Utility Man...		887.15 · Maint...		1,000.00	-877,149.38
Bill	05/21/2018	18052...	Oklahoma Natural G...	Account # 21...	804.46 · City G...		506.28	-877,655.66
Bill	05/21/2018	18052...	Oklahoma Natural G...	Account # 21...	804.46 · City G...		142.24	-877,797.90
Bill	05/21/2018	18052...	Oklahoma Natural G...	Account # 21...	804.46 · City G...		1,022.72	-878,820.62
Bill	05/21/2018	18052...	Oklahoma Natural G...	Account # 21...	804.46 · City G...		547.66	-879,368.28
Bill	05/21/2018	18052...	Oklahoma Natural G...	Account # 21...	804.46 · City G...		189.46	-879,557.74
Bill	05/21/2018	18052...	Oklahoma Natural G...	Account # 21...	804.46 · City G...		452.22	-880,009.96
Bill	05/21/2018	18052...	Oklahoma Natural G...	Account # 21...	804.46 · City G...		208.08	-880,218.04
Bill	05/21/2018	4006 ...	Cintas Corporation #...	Acct # 35084	923.16 · Outsi...		25.00	-880,243.04
Bill	05/21/2018	36-29...	Quill	Account # C2...	6140 · Office c...		293.03	-880,536.07
Bill	05/21/2018	180521	Stephens Co. Rural ...	Account A-04...	903.46 · Custo...		38.59	-880,574.66
Bill	05/21/2018	18052...	Town of Eakly	Account # 1019	6230 · Utilities		131.18	-880,705.84
Bill	05/21/2018	18052...	Town of Eakly	Account # 1019	6230 · Utilities		21.99	-880,727.83
Bill	05/21/2018	180521	E & S Oil Company		921.46 · Office...		54.00	-880,781.83
Bill	05/21/2018	180521	Prince Plumbing LLC	missing invoic...	874.46 · Mains...		0.86	-880,782.69
Bill Pmt -Check	05/22/2018	7869	F & M Bank	Loan 999500...	1107 · Checkin...	630.87		-880,151.82
Bill Pmt -Check	05/22/2018	7870	Clearwater Enterpris...		1107 · Checkin...	29,000.00		-851,151.82
Bill Pmt -Check	05/22/2018	7871	Enable Oklahoma In...		1107 · Checkin...	2,363.00		-848,788.82
Bill Pmt -Check	05/22/2018	7872	First Volunteer Bank		1107 · Checkin...	22.00		-848,766.82
Bill Pmt -Check	05/22/2018	7873	Sparta Energy	VOID: Januar...	1107 · Checkin...	0.00		-848,766.82
Bill Pmt -Check	05/22/2018	7874	Hull Brothers Constr...		1107 · Checkin...	798.99		-847,967.83
Bill Pmt -Check	05/22/2018	7875	Incorp	Account # 28...	1107 · Checkin...	445.00		-847,522.83
Bill Pmt -Check	05/22/2018	7876	Jellico Electric & Wa...	Account # 00...	1107 · Checkin...	90.81		-847,432.02
Bill Pmt -Check	05/22/2018	7877	Kentucky Undergrou...	Customer ID: ...	1107 · Checkin...	6.00		-847,426.02
Bill Pmt -Check	05/22/2018	7878	Koons Gas Measure...		1107 · Checkin...	5,000.00		-842,426.02
Bill Pmt -Check	05/22/2018	7879	OCT Equipment LLC		1107 · Checkin...	370.44		-842,055.58
Bill Pmt -Check	05/22/2018	7880	Pipeline Regulatory ...	VOID:	1107 · Checkin...	0.00		-842,055.58
Bill Pmt -Check	05/22/2018	7881	Pitney Bowes	Account # 00...	1107 · Checkin...	314.78		-841,740.80
Bill Pmt -Check	05/22/2018	7882	Public Service Co.		1107 · Checkin...	69.21		-841,671.59
Bill Pmt -Check	05/22/2018	7883	Southern Star Centr...		1107 · Checkin...	11,023.71		-830,647.88
Bill Pmt -Check	05/22/2018	7884	Streetmaster, LLC		1107 · Checkin...	11,804.63		-818,843.25
Bill Pmt -Check	05/22/2018	7885	TDH Construction		1107 · Checkin...	10,000.00		-808,843.25
Bill	05/22/2018	180522	Oklahoma Natural G...	Acc # 212809...	903.46 · Custo...		21.23	-808,864.48
Bill	05/22/2018	653-0...	Public Service Co.	Account # 95...	903.46 · Custo...		204.63	-809,069.11

Navitas Utility Corporation
General Ledger
As of December 31, 2018

Type	Date	Num	Name	Memo	Split	Debit	Credit	Balance
Bill	05/22/2018	957-6...	Public Service Co.	Account # 95...	903.46 · Custo...		85.38	-809,154.49
Bill	05/23/2018	11013...	EGW Utilities, Inc.	Customer ID ...	874.46 · Mains...		1,295.58	-810,450.07
Bill	05/23/2018	4009	Hull Brothers Constr...		887.15 · Maint...		837.50	-811,287.57
Bill	05/23/2018	4011	Hull Brothers Constr...		887.15 · Maint...		412.50	-811,700.07
Bill	05/23/2018	15679...	United Rentals, Inc.	Customer: 13...	887.46 · Maint...		1,802.86	-813,502.93
Bill	05/23/2018	89758	Jenkins Oilfield Sup...	Customer Acc...	874.46 · Mains...		1,934.42	-815,437.35
Bill	05/24/2018	180524	Buckaloo Construction	Haul Trusser ...	887.46 · Maint...		510.00	-815,947.35
Bill	05/24/2018	180524	Hudson Country Sto...	Acct # 04361	874.46 · Mains...		472.58	-816,419.93
Bill	05/24/2018	956-4...	Public Service Co.	Account # 95...	903.46 · Custo...		192.33	-816,612.26
Bill	05/24/2018	TR-53...	Enable Gas Transmi...	Account # 26...	804.28 · City G...		164.31	-816,776.57
Bill	05/24/2018	824 1...	Unifirst Holdings, In...		923.46 · Outsi...		53.12	-816,829.69
Bill	05/25/2018	514 9...	ADP		923 · Outside ...		336.19	-817,165.88
Bill	05/25/2018	180525	Harmon Electric Ass...	Account # 50...	903.46 · Custo...		120.14	-817,286.02
Bill	05/25/2018	701720	Aflac	Accout #: FG...	926 · Employe...		489.42	-817,775.44
Bill	05/25/2018	18052...	Ally	024921495072	-SPLIT-		593.55	-818,368.99
Bill	05/26/2018	180526	Klint Alexander	April 2018	-SPLIT-		1,000.00	-819,368.99
Bill	05/27/2018	34298...	DirecTV	Account # 03...	6120 · Comm ...		143.23	-819,512.22
Bill	05/28/2018	180528	Terminix Processing...	Cust # 7479088	932 · Maintena...		57.00	-819,569.22
Bill	05/28/2018	34305...	DirecTV	Account # 08...	6120 · Comm ...		68.24	-819,637.46
Bill	05/28/2018	4006 ...	Cintas Corporation #...	Acct # 35084	923.16 · Outsi...		25.00	-819,662.46
Bill Pmt -Check	05/29/2018	7886	B & B Meter Service		1107 · Checkin...	960.64		-818,701.82
Bill Pmt -Check	05/29/2018	7887	Clearwater Enterpris...		1107 · Checkin...	29,000.00		-789,701.82
Bill Pmt -Check	05/29/2018	7888	Continental Industrie...		1107 · Checkin...	3,865.25		-785,836.57
Bill Pmt -Check	05/29/2018	7889	Enable Gas Transmi...		1107 · Checkin...	10,221.51		-775,615.06
Bill Pmt -Check	05/29/2018	7890	LMJ Industries		1107 · Checkin...	1,578.82		-774,036.24
Bill Pmt -Check	05/29/2018	7891	NALLC - gas facilities		1107 · Checkin...	7,068.96		-766,967.28
Bill Pmt -Check	05/29/2018	7892	Tri-Star Energy Con...		1107 · Checkin...	4,008.00		-762,959.28
Bill Pmt -Check	05/29/2018	7894	Pipeline Regulatory ...		1107 · Checkin...	10,000.00		-752,959.28
Bill	05/29/2018	S1809...	Equipment Controls ...	Customer # 1...	1607 · Meters ...		4,851.30	-757,810.58
Bill	05/29/2018	216 9...	Tate Boy's Tire & Se...		874.46 · Mains...		56.04	-757,866.62
Bill	05/29/2018	11015...	EGW Utilities, Inc.	Customer ID ...	874.46 · Mains...		528.76	-758,395.38
Bill	05/29/2018	180529	Unifirst Holdings, In...		923.46 · Outsi...		163.50	-758,558.88
Bill	05/29/2018	18052...	Unifirst Holdings, In...		923.46 · Outsi...		899.83	-759,458.71
Bill	05/29/2018	18052...	Unifirst Holdings, In...		923.46 · Outsi...		163.50	-759,622.21
Bill	05/29/2018	18052...	Unifirst Holdings, In...		923.46 · Outsi...		99.65	-759,721.86
Bill	05/29/2018	180529	Ochelata Utility Auth...	Account 1129	903.46 · Custo...		171.47	-759,893.33
Bill	05/29/2018	18052...	England Ford Inc	account 4411...	874.46 · Mains...		1.18	-759,894.51
Bill	05/29/2018	82708...	Unifirst Holdings, In...		923.46 · Outsi...		32.70	-759,927.21
Bill	05/30/2018	18053...	ADP	Biweekly / Fie...	-SPLIT-		36,970.45	-796,897.66
Bill Pmt -Check	05/30/2018	Transfer	ADP	Biweekly / Fie...	1107 · Checkin...	24,967.48		-771,930.18
Bill Pmt -Check	05/30/2018	Transfer	ADP	Biweekly / Fie...	1107 · Checkin...	8,843.20		-763,086.98
Bill	05/30/2018	180530	5100 Stephanie Rad...	42 hours @ 1...	887.46 · Maint...		420.00	-763,506.98
Bill	05/30/2018	Q119 ...	Oklahoma Corporati...	Q119 Fee ass...	-SPLIT-		1,795.78	-765,302.76
Bill	05/30/2018	18053...	ADP	Salary payroll ...	5100 · Services		31,472.50	-796,775.26
Bill	05/30/2018	180530	Velma Public Works...		903.46 · Custo...		114.00	-796,889.26
Bill	05/30/2018	80530W	Jensen Tractor Ranch	FINANCE CH...	427 · Interest ...		26.82	-796,916.08
Bill	05/30/2018	180530	Pitney Bowes	Account # 00...	931 · Rents		32.00	-796,948.08
Bill	05/30/2018	82512...	Unifirst Holdings, In...		923.46 · Outsi...		173.19	-797,121.27
Bill	05/31/2018	1805N...	Navitas 1, LLC		1499 · Contrac...		10,080.00	-807,201.27

Navitas Utility Corporation
General Ledger
As of December 31, 2018

Type	Date	Num	Name	Memo	Split	Debit	Credit	Balance
Bill	05/31/2018	180531	American Interstate ...	Policy AVWC...	924 · Insurance		1,897.11	-809,098.38
Bill Pmt -Check	05/31/2018	Transfer	ADP	Salary payroll ...	1107 · Checkin...	20,248.00		-788,850.38
Bill Pmt -Check	05/31/2018	Transfer	ADP	Salary payroll ...	1107 · Checkin...	9,060.61		-779,789.77
Bill Pmt -Check	05/31/2018	Transfer	ADP	Salary payroll ...	1107 · Checkin...	454.87		-779,334.90
Bill Pmt -Check	05/31/2018	Transfer	ADP	Salary payroll ...	1107 · Checkin...	83.38		-779,251.52
Bill	05/31/2018	824 1...	Unifirst Holdings, In...		923.46 · Outsi...		53.12	-779,304.64
Bill	05/31/2018	32024...	CenterPoint Energy ...	Customer ID: ...	-SPLIT-		1,154.03	-780,458.67
Bill	05/31/2018	1007	Battery Backup Pow...	Avira	6120 · Comm ...		1,744.61	-782,203.28
Bill	05/31/2018	67	TDH Construction		-SPLIT-		1,380.00	-783,583.28
Bill Pmt -Check	05/31/2018	Transfer	United Healthcare	Customer # 4...	1107 · Checkin...	9,327.31		-774,255.97
Bill Pmt -Check	05/31/2018	Transfer	United Healthcare	Customer # 5...	1107 · Checkin...	28,446.76		-745,809.21
Bill	05/31/2018	1805N...	Navitas Communica...		435 · Extraordi...		4,000.00	-749,809.21
Bill	05/31/2018	180531	CKenergy Electric C...	Account: 592...	6230 · Utilities		271.93	-750,081.14
Bill	05/31/2018	4310	Quinton Parts Supply	pay to Timoth...	874.46 · Mains...		158.04	-750,239.18
Credit	05/31/2018		Navitas 1, LLC		2899 · Prepaid...	10,000.00		-740,239.18
Bill	05/31/2018	180531	Monday's Stop N Sh...	Fuel May	921.46 · Office...		1,837.30	-742,076.48
Bill	05/31/2018	180531	Motley Gin, Inc.	Account ID: N...	921.46 · Office...		509.50	-742,585.98
Bill	05/31/2018	80571...	One Call Concepts, ...	Acct # NAVIT01	925 · I/D - Safe...		1.00	-742,586.98
Bill	05/31/2018	9953 ...	Airgas, Inc.		931 · Rents		16.60	-742,603.58
Bill	05/31/2018	180531	Cart Farm & Home ...		874.46 · Mains...		461.59	-743,065.17
Bill	05/31/2018	16446...	Duncan Builders Su...	Customer Nu...	874.46 · Mains...		12,861.40	-755,926.57
Bill	05/31/2018	180531	Equity Exchange	Account # 35...	6242 · Fuel		3,466.58	-759,393.15
Bill	05/31/2018	61374...	Western Exterminat...	Cust # 15043...	932 · Maintena...		80.00	-759,473.15
Bill	05/31/2018	1805N...	NALLC - gas facilities		851.46 · Sys C...		4,194.72	-763,667.87
Bill	05/31/2018	82512...	Unifirst Holdings, In...		923.46 · Outsi...		32.70	-763,700.57
Bill	05/31/2018	180531	R&R Tire Shop		874.46 · Mains...		11.00	-763,711.57
Bill	05/31/2018	354	B & W Pipeline	May Transport	804.15 · City G...		13,897.67	-777,609.24
Bill	05/31/2018	355	B & W Pipeline	May Transport	804.15 · City G...		179.31	-777,788.55
Bill	05/31/2018	48	Sparta Energy	May Production	804.15 · City G...		17,047.50	-794,836.05
Bill Pmt -Check	06/01/2018	Transfer	ADP	Biweekly / Fie...	1107 · Checkin...	3,159.77		-791,676.28
Bill Pmt -Check	06/01/2018	Transfer	ADP		1107 · Checkin...	336.19		-791,340.09
Bill	06/01/2018	180601	Access Cable Televi...	Acct # 09-003...	921.16 · Office...		144.22	-791,484.31
Bill	06/01/2018	20610...	Sonitrol Orange Cou...	Customer # 3...	932 · Maintena...		141.15	-791,625.46
Bill	06/01/2018		Opal Leach		931 · Rents		250.00	-791,875.46
Bill	06/01/2018		Volunteer Trenching		874.16 · Mains...		250.00	-792,125.46
Bill	06/01/2018	129	Steve Jolley		874.15 · Mains...		2,500.00	-794,625.46
Bill	06/01/2018	1592	Professional Compli...		925 · I/D - Safe...		160.00	-794,785.46
Bill	06/01/2018	1806N...	Navitas Communica...		435 · Extraordi...		2,000.00	-796,785.46
Bill	06/01/2018	1020 ...	X Stream Services	Account 0023...	6120 · Comm ...		375.05	-797,160.51
Bill	06/01/2018	07438...	County of Orange	0743880	6410 · Lic, per...		175.13	-797,335.64
Bill	06/01/2018	180601	Red River Valley Ru...	Account # 19...	855.46 · Other ...		37.65	-797,373.29
Bill	06/01/2018	180601	Totah Communicati...	account # 7460	921.46 · Office...		290.75	-797,664.04
Bill	06/01/2018	2603	Full Spectrum Servi...		932 · Maintena...		200.00	-797,864.04
Bill	06/01/2018	4024	Hull Brothers Constr...		887.15 · Maint...		337.50	-798,201.54
Bill	06/01/2018	4025	Hull Brothers Constr...		887.15 · Maint...		150.00	-798,351.54
Bill	06/01/2018	180601	First Volunteer Bank		6320 · Bank fees		16.50	-798,368.04
Bill	06/01/2018	9954 ...	Airgas, Inc.		931 · Rents		68.88	-798,436.92
Bill	06/01/2018	180601	CenterPoint Energy	7257756-2	804.46 · City G...		27.77	-798,464.69
Bill	06/01/2018	180601	Jellico Electric & Wa...	Account # 00...	903.16 · Custo...		95.67	-798,560.36

Navitas Utility Corporation
General Ledger
As of December 31, 2018

Type	Date	Num	Name	Memo	Split	Debit	Credit	Balance
Bill	06/01/2018	0244-...	O'Reilly Auto Parts	QUICK STRU...	874.46 · Mains...		92.42	-798,652.78
Bill	06/01/2018	10481...	Time Warner Cable	Account # 84...	6120 · Comm ...		464.91	-799,117.69
Bill	06/01/2018	10481...	Time Warner Cable	Account # 84...	6120 · Comm ...		179.99	-799,297.68
Bill	06/01/2018	41228...	United Healthcare	Customer # 4...	926 · Employe...		8,941.53	-808,239.21
Bill	06/01/2018	0045 ...	United Healthcare	Customer # 5...	926 · Employe...		28,447.99	-836,687.20
Bill	06/01/2018	180601	A New Energy LLC		1408 · Prepaid...		2,083.33	-838,770.53
Bill	06/03/2018		Legacy Bank		6320 · Bank fees		75.00	-838,845.53
Bill	06/03/2018		Streetmaster, LLC		920 · Administr...		1,250.00	-840,095.53
Bill	06/03/2018	180603	Pitney Bowes	Account # 00...	931 · Rents		372.39	-840,467.92
Bill Pmt -Check	06/04/2018	Transfer	ADP	Salary payroll ...	1107 · Checkin...	1,625.64		-838,842.28
Bill Pmt -Check	06/04/2018	7895	American Interstate ...	Policy AVWC...	1107 · Checkin...	1,326.02		-837,516.26
Bill Pmt -Check	06/04/2018	7897	American Interstate ...	Policy AVWC...	1107 · Checkin...	1,897.11		-835,619.15
Bill	06/04/2018	4006 ...	Cintas Corporation #...	Acct # 35084	923.16 · Outsi...		27.69	-835,646.84
Bill	06/05/2018	18060...	Ford Credit	Account # 56...	-SPLIT-		912.53	-836,559.37
Bill	06/05/2018	18053...	Ford Credit	Account # 56...	-SPLIT-		1,376.59	-837,935.96
Bill	06/05/2018	18060...	GM Financial	Acct # 21100...	-SPLIT-		669.98	-838,605.94
Bill	06/05/2018	18060...	Ally	024923459722	-SPLIT-		10,645.10	-849,251.04
Bill	06/05/2018	18060...	Ally	611927038563	-SPLIT-		543.33	-849,794.37
Bill	06/05/2018	18006...	Pioneer Cellular - us...	Account # CN...	921.46 · Office...		95.60	-849,889.97
Bill	06/05/2018	15744...	United Rentals, Inc.	Customer: 13...	887.46 · Maint...		3,408.99	-853,298.96
Bill	06/05/2018	1820	Vineyard Dozer Serv...		887.46 · Maint...		446.08	-853,745.04
Bill	06/05/2018	882273	Double Y Spraying		932 · Maintena...		275.00	-854,020.04
Bill	06/05/2018	TR-53...	Enable Gas Transmi...	Account # 26...	804.28 · City G...		8,177.66	-862,197.70
Bill	06/05/2018	34473...	Locke Supply		874.46 · Mains...		462.18	-862,659.88
Bill	06/05/2018	180605	Cart Farm & Home ...		874.46 · Mains...		21.08	-862,680.96
Bill	06/05/2018	23758	Prince Plumbing LLC		874.46 · Mains...		24.51	-862,705.47
Bill	06/06/2018	TR-53...	Enable Gas Transmi...	Account # 26...	804.46 · City G...		1,897.99	-864,603.46
Bill	06/06/2018	65180...	Natural Gas Pipeline...	Acct # 5319 / ...	804.46 · City G...		495.31	-865,098.77
Bill	06/06/2018	31613	Keystone-Beard Eq...		874.46 · Mains...		113.70	-865,212.47
Bill	06/06/2018	9968	Quinton Parts Supply	pay to Timoth...	874.46 · Mains...		135.15	-865,347.62
Bill Pmt -Check	06/07/2018	7898	Ally	024921495072	1107 · Checkin...	593.55		-864,754.07
Bill Pmt -Check	06/07/2018	7899	Ally	024923459722	1107 · Checkin...	10,645.10		-854,108.97
Bill Pmt -Check	06/07/2018	7900	Ally	611925685889	1107 · Checkin...	655.22		-853,453.75
Bill Pmt -Check	06/07/2018	7901	Ally	611927038563	1107 · Checkin...	543.33		-852,910.42
Bill Pmt -Check	06/07/2018	7902	Ford Credit	Account # 56...	1107 · Checkin...	1,376.59		-851,533.83
Bill Pmt -Check	06/07/2018	7903	Ford Credit	Account # 56...	1107 · Checkin...	912.53		-850,621.30
Bill Pmt -Check	06/07/2018	7904	GM Financial	Acct # 21100...	1107 · Checkin...	669.98		-849,951.32
Bill Pmt -Check	06/07/2018	7905	5100 Stephanie Rad...	42 hours @ 1...	1107 · Checkin...	420.00		-849,531.32
Bill Pmt -Check	06/07/2018	7906	A Better View	Costa Mesa o...	1107 · Checkin...	365.00		-849,166.32
Bill Pmt -Check	06/07/2018	7907	Access Cable Televi...	Acct # 09-003...	1107 · Checkin...	144.22		-849,022.10
Bill Pmt -Check	06/07/2018	7908	CenterPoint Energy ...	Customer ID: ...	1107 · Checkin...	1,154.03		-847,868.07
Bill Pmt -Check	06/07/2018	7909	Cintas Corporation #...		1107 · Checkin...	50.00		-847,818.07
Bill Pmt -Check	06/07/2018	7910	CKenergy Electric C...	Account: 592...	1107 · Checkin...	271.93		-847,546.14
Bill Pmt -Check	06/07/2018	7911	Clearwater Enterpris...	Financial Mon...	1107 · Checkin...	24,000.00		-823,546.14
Bill Pmt -Check	06/07/2018	7912	Cotton Electric Coop...	Acc # 270660...	1107 · Checkin...	60.20		-823,485.94
Bill Pmt -Check	06/07/2018	7913	County of Orange	0743880	1107 · Checkin...	175.13		-823,310.81
Bill Pmt -Check	06/07/2018	7914	DirecTV		1107 · Checkin...	211.47		-823,099.34
Bill Pmt -Check	06/07/2018	7915	EGW Utilities, Inc.	Customer ID ...	1107 · Checkin...	91.75		-823,007.59
Bill Pmt -Check	06/07/2018	7916	Enable Gas Transmi...	Account # 26...	1107 · Checkin...	8,179.75		-814,827.84

Navitas Utility Corporation
General Ledger
As of December 31, 2018

Type	Date	Num	Name	Memo	Split	Debit	Credit	Balance
Bill Pmt -Check	06/07/2018	7917	Equipment Controls ...	Customer # 1...	1107 · Checkin...	4,851.30		-809,976.54
Bill Pmt -Check	06/07/2018	7918	Guardian	VOID: Group ...	1107 · Checkin...	0.00		-809,976.54
Bill Pmt -Check	06/07/2018	7919	Harmon Electric Ass...	Account # 50...	1107 · Checkin...	120.14		-809,856.40
Bill Pmt -Check	06/07/2018	7920	Harris Construction ...		1107 · Checkin...	200.00		-809,656.40
Bill Pmt -Check	06/07/2018	7921	Haskell County Wat...	Acc # 10-1240	1107 · Checkin...	18.00		-809,638.40
Bill Pmt -Check	06/07/2018	7922	Isco Industries, LLC		1107 · Checkin...	3,284.88		-806,353.52
Bill Pmt -Check	06/07/2018	7923	Keystone-Beard Eq...		1107 · Checkin...	174.34		-806,179.18
Bill Pmt -Check	06/07/2018	7924	Legacy Bank		1107 · Checkin...	75.00		-806,104.18
Bill Pmt -Check	06/07/2018	7925	Northfork Electric C...	Acct # 12975...	1107 · Checkin...	46.12		-806,058.06
Bill Pmt -Check	06/07/2018	7926	O'Reilly Auto Parts	QUICK STRU...	1107 · Checkin...	246.70		-805,811.36
Bill Pmt -Check	06/07/2018	7927	Ochelata Utility Auth...	Account 1129	1107 · Checkin...	171.47		-805,639.89
Bill Pmt -Check	06/07/2018	7928	Oklahoma Corporati...	Q119 Fee ass...	1107 · Checkin...	1,795.78		-803,844.11
Bill Pmt -Check	06/07/2018	7929	Oklahoma Natural G...		1107 · Checkin...	3,089.89		-800,754.22
Bill Pmt -Check	06/07/2018	7930	One Call Concepts, ...	Acct # NAVIT01	1107 · Checkin...	0.50		-800,753.72
Bill Pmt -Check	06/07/2018	7931	Opal Leach		1107 · Checkin...	250.00		-800,503.72
Bill Pmt -Check	06/07/2018	7932	Petrol Energy, LLC		1107 · Checkin...	8,000.00		-792,503.72
Bill Pmt -Check	06/07/2018	7933	Pioneer Telephone ...	Account # PT...	1107 · Checkin...	108.81		-792,394.91
Bill Pmt -Check	06/07/2018	7934	Pipeline Regulatory ...		1107 · Checkin...	7,050.00		-785,344.91
Bill Pmt -Check	06/07/2018	7935	Public Service Co.		1107 · Checkin...	482.34		-784,862.57
Bill Pmt -Check	06/07/2018	7936	Quill	Account # C2...	1107 · Checkin...	293.03		-784,569.54
Bill Pmt -Check	06/07/2018	7937	Red River Valley Ru...	Account # 19...	1107 · Checkin...	37.65		-784,531.89
Bill Pmt -Check	06/07/2018	7938	SoCal Gas	Account # 10...	1107 · Checkin...	1.68		-784,530.21
Bill Pmt -Check	06/07/2018	7939	Sonitrol Orange Cou...	Customer # 3...	1107 · Checkin...	141.15		-784,389.06
Bill Pmt -Check	06/07/2018	7940	Enbridge/Spectra E...	Account # 29...	1107 · Checkin...	1,673.53		-782,715.53
Bill Pmt -Check	06/07/2018	7941	Stephens Co. Rural ...	Account A-04...	1107 · Checkin...	38.59		-782,676.94
Bill Pmt -Check	06/07/2018	7942	Streetmaster, LLC		1107 · Checkin...	1,250.00		-781,426.94
Bill Pmt -Check	06/07/2018	7943	Tate Boy's Tire & Se...		1107 · Checkin...	118.15		-781,308.79
Bill Pmt -Check	06/07/2018	7944	TDH Construction		1107 · Checkin...	1,380.00		-779,928.79
Bill Pmt -Check	06/07/2018	7945	Terminix Processing...	Cust # 7479088	1107 · Checkin...	57.00		-779,871.79
Bill Pmt -Check	06/07/2018	7946	The Town of Grace...		1107 · Checkin...	75.00		-779,796.79
Bill Pmt -Check	06/07/2018	7947	Totah Communicati...	account # 7460	1107 · Checkin...	290.75		-779,506.04
Bill Pmt -Check	06/07/2018	7948	Town of Eakly		1107 · Checkin...	153.17		-779,352.87
Bill Pmt -Check	06/07/2018	7949	US Cellular	Account # 84...	1107 · Checkin...	407.32		-778,945.55
Bill Pmt -Check	06/07/2018	7950	Velma Public Works...		1107 · Checkin...	114.00		-778,831.55
Bill Pmt -Check	06/07/2018	7951	Verizon Wireless	Account # 87...	1107 · Checkin...	788.33		-778,043.22
Bill Pmt -Check	06/07/2018	7952	Windstream	Account # 04...	1107 · Checkin...	326.46		-777,716.76
Bill Pmt -Check	06/07/2018	7953	X Stream Services	0013081	1107 · Checkin...	375.05		-777,341.71
Bill Pmt -Check	06/07/2018	7954	Guardian	Group ID: 00 ...	1107 · Checkin...	284.88		-777,056.83
Bill	06/07/2018	70-TN...	Southern Star Centr...		804.46 · City G...		10,607.36	-787,664.19
Bill	06/07/2018	15679...	United Rentals, Inc.	Customer: 13...	887.46 · Maint...		1,071.47	-788,735.66
Bill	06/07/2018	760229	Hinton Auto Supply		874.46 · Mains...		2.71	-788,738.37
Credit	06/07/2018	180702	Northfork Electric C...	per 18/06/07 ...	6230 · Utilities	207.84		-788,530.53
Bill	06/07/2018	16496	Quill	Account # C2...	6140 · Office c...		96.09	-788,626.62
Bill	06/07/2018	16497	Quill	Account # C2...	6140 · Office c...		126.38	-788,753.00
Bill	06/07/2018	16498	Quill	Account # C2...	6140 · Office c...		16.71	-788,769.71
Bill	06/07/2018	19942	Pipeline Regulatory ...		925 · I/D - Safe...		2,350.00	-791,119.71
Bill	06/08/2018	51525...	ADP		923 · Outside ...		374.60	-791,494.31
Bill	06/08/2018	51527...	ADP		923 · Outside ...		249.65	-791,743.96
Bill Pmt -Check	06/08/2018	Transfer	ADP		1107 · Checkin...	374.60		-791,369.36

Navitas Utility Corporation
General Ledger
As of December 31, 2018

Type	Date	Num	Name	Memo	Split	Debit	Credit	Balance
Bill Pmt -Check	06/08/2018	Transfer	ADP		1107 · Checkin...	249.65		-791,119.71
Bill	06/08/2018	9076 ...	Airgas, Inc.		931 · Rents		29.79	-791,149.50
Bill	06/10/2018	180610	Ron Comingdeer & ...		923.46 · Outsi...		2,083.00	-793,232.50
Bill	06/11/2018	18061...	ADP	Biweekly / Fie...	-SPLIT-		40,812.80	-834,045.30
Bill Pmt -Check	06/11/2018	Transfer	ADP	Biweekly / Fie...	1107 · Checkin...	27,317.86		-806,727.44
Bill	06/11/2018	TR-57...	Enable Oklahoma In...	Account # 26...	804.46 · City G...		1,092.00	-807,819.44
Bill	06/11/2018	TR-57...	Enable Oklahoma In...	Account # 26...	804.46 · City G...		1,271.00	-809,090.44
Bill	06/11/2018	180611	IPFS Corporation	Account # TX...	-SPLIT-		5,278.28	-814,368.72
Bill	06/11/2018	18061...	Public Service Co.	Account # 95...	903.46 · Custo...		42.18	-814,410.90
Bill	06/11/2018	18061...	Public Service Co.	Account # 95...	903.46 · Custo...		27.56	-814,438.46
Bill	06/11/2018	180611	Southern California ...	Customer acc...	6230 · Utilities		338.06	-814,776.52
Bill	06/11/2018	180611	The Town of Grace...		903.46 · Custo...		75.00	-814,851.52
Bill	06/11/2018	4006 ...	Cintas Corporation #...	Acct # 35084	923.16 · Outsi...		27.69	-814,879.21
Bill	06/11/2018	9076 ...	Airgas, Inc.		931 · Rents		52.26	-814,931.47
Bill	06/11/2018	34538...	Locke Supply		874.46 · Mains...		26.87	-814,958.34
Bill Pmt -Check	06/12/2018	Transfer	ADP	Biweekly / Fie...	1107 · Checkin...	10,096.90		-804,861.44
Bill	06/12/2018	180612	F & M Bank	Loan 999500...	-SPLIT-		630.87	-805,492.31
Bill	06/12/2018	10089...	Clearwater Enterpris...	Financial Mon...	804.46 · City G...		4,459.49	-809,951.80
Bill	06/12/2018	35375	Don Hardy Fuel Effi...		1308 · Engine ...		473.46	-810,425.26
Bill	06/12/2018	180612	Liberty Mutual Insur...	Account # 40...	924 · Insurance		4,206.94	-814,632.20
Bill	06/12/2018	180612	Mesa Consolidated ...	Acc # 045127...	6230 · Utilities		52.75	-814,684.95
Bill	06/12/2018	33064...	Pitney Bowes	Account # 00...	931 · Rents		634.38	-815,319.33
Bill	06/12/2018	180612	SoCal Gas	Account # 10...	6230 · Utilities		0.88	-815,320.21
Bill	06/12/2018	134955	Delgasco, Inc.	Account # 16...	804.16 · City G...		4,398.10	-819,718.31
Bill	06/12/2018	23786	Prince Plumbing LLC		874.46 · Mains...		7.03	-819,725.34
Credit	06/13/2018		Zanette Insurance S...	1982 Comma...	924 · Insurance	828.33		-818,897.01
Bill	06/13/2018	180613	Windstream	Account # 04...	921.46 · Office...		342.87	-819,239.88
Bill	06/13/2018	1805 ...	Enbridge/Spectra E...	Account # 29...	804.15 · City G...		1,680.61	-820,920.49
Bill	06/13/2018	10089...	Clearwater Enterpris...	Financial Mon...	804.46 · City G...		37,091.04	-858,011.53
Bill	06/13/2018	12756	Quill	Account # C2...	6140 · Office c...		247.87	-858,259.40
Bill	06/13/2018	12757	Quill	Account # C2...	6140 · Office c...		5.01	-858,264.41
Bill	06/13/2018	10095	Quinton Parts Supply	pay to Timoth...	874.46 · Mains...		68.55	-858,332.96
Bill Pmt -Check	06/14/2018	7955	Clearwater Enterpris...	Financial Mon...	1107 · Checkin...	24,000.00		-834,332.96
Bill Pmt -Check	06/14/2018	7956	Petrol Energy, LLC		1107 · Checkin...	8,000.00		-826,332.96
Bill Pmt -Check	06/14/2018	7957	B & W Pipeline		1107 · Checkin...	14,500.31		-811,832.65
Bill Pmt -Check	06/14/2018	7958	CenterPoint Energy	7257756-2	1107 · Checkin...	27.77		-811,804.88
Bill Pmt -Check	06/14/2018	7959	Clearwater Enterpris...	Financial Mon...	1107 · Checkin...	24,000.00		-787,804.88
Bill Pmt -Check	06/14/2018	7960	Delgasco, Inc.	Account # 16...	1107 · Checkin...	16,654.87		-771,150.01
Bill Pmt -Check	06/14/2018	7961	First Volunteer Bank		1107 · Checkin...	16.50		-771,133.51
Bill Pmt -Check	06/14/2018	7962	Full Spectrum Servi...		1107 · Checkin...	400.00		-770,733.51
Bill Pmt -Check	06/14/2018	7963	H & C Services and ...		1107 · Checkin...	94.24		-770,639.27
Bill Pmt -Check	06/14/2018	7964	Hudson Country Sto...		1107 · Checkin...	491.18		-770,148.09
Bill Pmt -Check	06/14/2018	7965	IPFS Corporation	Account # TX...	1107 · Checkin...	5,026.93		-765,121.16
Bill Pmt -Check	06/14/2018	7966	Isco Industries, LLC		1107 · Checkin...	10,183.94		-754,937.22
Bill Pmt -Check	06/14/2018	7967	Jellico Electric & Wa...	Account # 00...	1107 · Checkin...	95.67		-754,841.55
Bill Pmt -Check	06/14/2018	7968	Jenkins Oilfield Sup...	Customer Acc...	1107 · Checkin...	875.77		-753,965.78
Bill Pmt -Check	06/14/2018	7969	Koons Gas Measure...		1107 · Checkin...	3,247.29		-750,718.49
Bill Pmt -Check	06/14/2018	7970	Petrol Energy, LLC		1107 · Checkin...	8,000.00		-742,718.49
Bill Pmt -Check	06/14/2018	7971	Pioneer Cellular - us...	Account # CN...	1107 · Checkin...	95.60		-742,622.89

Navitas Utility Corporation
General Ledger
As of December 31, 2018

Type	Date	Num	Name	Memo	Split	Debit	Credit	Balance
Bill Pmt -Check	06/14/2018	7972	Prince Plumbing LLC		1107 · Checkin...	4.58		-742,618.31
Bill Pmt -Check	06/14/2018	7973	Rainmaker Sales, Inc.		1107 · Checkin...	2,217.30		-740,401.01
Bill Pmt -Check	06/14/2018	7974	Ron Comingdeer & ...		1107 · Checkin...	2,083.00		-738,318.01
Bill Pmt -Check	06/14/2018	7975	Russmar Utility Man...		1107 · Checkin...	1,000.00		-737,318.01
Bill Pmt -Check	06/14/2018	7976	Unifirst Holdings, In...		1107 · Checkin...	426.64		-736,891.37
Bill	06/14/2018	18061...	ADP	Salary payroll ...	5100 · Services		31,492.50	-768,383.87
Bill Pmt -Check	06/14/2018	Transfer	ADP	Salary payroll ...	1107 · Checkin...	20,679.82		-747,704.05
Bill Pmt -Check	06/14/2018	Transfer	ADP	Salary payroll ...	1107 · Checkin...	9,142.04		-738,562.01
Bill	06/14/2018	180614	Guardian	Group ID: 00 ...	924 · Insurance		291.52	-738,853.53
Bill	06/14/2018	168804	Farris Bobango Bra...		923.16 · Outsi...		1,500.00	-740,353.53
Bill	06/14/2018	18062...	Oklahoma Natural G...	Account # 21...	804.46 · City G...		168.57	-740,522.10
Bill	06/14/2018	18061...	Oklahoma Natural G...	Account # 21...	804.46 · City G...		385.07	-740,907.17
Bill	06/14/2018	18061...	Oklahoma Natural G...	Account # 21...	804.46 · City G...		149.15	-741,056.32
Bill	06/14/2018	18061...	Oklahoma Natural G...	Account # 21...	804.46 · City G...		134.30	-741,190.62
Bill	06/14/2018	18061...	Oklahoma Natural G...	Account # 21...	804.46 · City G...		966.99	-742,157.61
Bill	06/14/2018	18061...	Oklahoma Natural G...	Account # 21...	804.46 · City G...		453.30	-742,610.91
Bill	06/14/2018	18061...	Oklahoma Natural G...	Account # 21...	804.46 · City G...		548.96	-743,159.87
Bill	06/14/2018	9818 ...	Grainger	Account # 84...	874.46 · Mains...		346.59	-743,506.46
Bill	06/14/2018	0322-...	O'Reilly Auto Parts	QUICK STRU...	874.46 · Mains...		13.56	-743,520.02
Bill	06/14/2018	31753	Keystone-Beard Eq...		874.46 · Mains...		290.94	-743,810.96
Bill Pmt -Check	06/15/2018	Transfer	ADP	Biweekly / Fie...	1107 · Checkin...	3,398.04		-740,412.92
Bill	06/15/2018	51604...	ADP		923 · Outside ...		263.65	-740,676.57
Bill	06/15/2018	51591...	ADP		923 · Outside ...		202.50	-740,879.07
Bill Pmt -Check	06/15/2018	Transfer	ADP		1107 · Checkin...	263.65		-740,615.42
Bill Pmt -Check	06/15/2018	Transfer	ADP		1107 · Checkin...	202.50		-740,412.92
Bill	06/15/2018	2006 ...	Kentucky Undergrou...	Customer ID: ...	925 · I/D - Safe...		1.50	-740,414.42
Bill	06/15/2018	159	Petrol Energy, LLC		-SPLIT-		36,593.77	-777,008.19
Bill	06/15/2018	5796	B & B Meter Service		1607 · Meters ...		166.00	-777,174.19
Bill	06/15/2018	5797	B & B Meter Service		1607 · Meters ...		10,200.00	-787,374.19
Bill	06/15/2018	31784	Keystone-Beard Eq...		874.46 · Mains...		178.20	-787,552.39
Bill	06/15/2018	31790	Keystone-Beard Eq...		874.46 · Mains...		78.95	-787,631.34
Bill Pmt -Check	06/18/2018	Transfer	ADP	Salary payroll ...	1107 · Checkin...	1,670.64		-785,960.70
Bill	06/18/2018	HC11...	H & C Services and ...		874.46 · Mains...		67.75	-786,028.45
Bill	06/18/2018	1015	Battery Backup Pow...	May	6120 · Comm ...		535.44	-786,563.89
Bill	06/18/2018	4006 ...	Cintas Corporation #...	Acct # 35084	923.16 · Outsi...		27.69	-786,591.58
Bill	06/18/2018	98093...	Verizon Wireless	Account # 87...	921.16 · Office...		926.44	-787,518.02
Bill	06/18/2018	180618	Oklahoma Natural G...	Acc # 212809...	903.46 · Custo...		21.55	-787,539.57
Bill	06/18/2018	180618	Haskell County Wat...	Acc # 10-1240	903.46 · Custo...		18.00	-787,557.57
Bill	06/18/2018	180618	CKenergy Electric C...	Account: 592...	6230 · Utilities		398.00	-787,955.57
Bill	06/18/2018	18061...	CKenergy Electric C...	Account: 592...	6230 · Utilities		317.11	-788,272.68
Bill	06/18/2018	18061...	Unifirst Holdings, In...		923.46 · Outsi...		89.11	-788,361.79
Bill	06/18/2018	31805	Keystone-Beard Eq...		874.46 · Mains...		226.20	-788,587.99
Bill	06/19/2018	18061...	Oklahoma Press Se...		925 · I/D - Safe...		7,360.20	-795,948.19
Bill	06/19/2018	11025...	EGW Utilities, Inc.	Customer ID ...	874.46 · Mains...		133.89	-796,082.08
Bill	06/19/2018	061918	Quill	Account # C2...	6140 · Office c...		49.00	-796,131.08
Bill Pmt -Check	06/19/2018		Continental Industrie...	QuickBooks g...	1100 · Cash	0.00		-796,131.08
Bill Pmt -Check	06/19/2018		US Cellular	QuickBooks g...	1100 · Cash	0.00		-796,131.08
Bill	06/19/2018	18061...	Ally	611925685889	-SPLIT-		655.22	-796,786.30
Bill	06/19/2018	18061...	Town of Eakly	Account # 1019	6230 · Utilities		16.00	-796,802.30

Navitas Utility Corporation
General Ledger
As of December 31, 2018

Type	Date	Num	Name	Memo	Split	Debit	Credit	Balance
Bill	06/19/2018	18061...	Town of Eakly	Account # 1019	6230 · Utilities		146.71	-796,949.01
Bill	06/19/2018	18061...	Unifirst Holdings, In...		923.46 · Outsi...		101.76	-797,050.77
Bill	06/19/2018	31833	Keystone-Beard Eq...		874.46 · Mains...		106.04	-797,156.81
Bill	06/20/2018	180620	Pioneer Cellular - us...	Account # CN...	921.46 · Office...		110.44	-797,267.25
Bill	06/20/2018	180618	X Stream Services	Account 0023...	6120 · Comm ...		2.80	-797,270.05
Bill	06/20/2018	16062...	Unifirst Holdings, In...		923.46 · Outsi...		562.41	-797,832.46
Bill	06/20/2018	67795	Brown Ford & Mercu...		874.46 · Mains...		623.75	-798,456.21
Bill	06/20/2018	0255 ...	US Cellular	Account # 84...	921.46 · Office...		403.12	-798,859.33
Bill	06/20/2018	23832	Prince Plumbing LLC		874.46 · Mains...		8.37	-798,867.70
Deposit	06/21/2018	421594	Zanette Insurance S...	1982 Comma...	1107 · Checkin...		828.33	-799,696.03
Bill	06/21/2018	180621	Cotton Electric Coop...	Acc # 270660...	903.46 · Custo...		104.47	-799,800.50
Bill	06/21/2018	180601	AT&T Mobility	Account # 28...	921.46 · Office...		473.27	-800,273.77
Bill	06/21/2018	15797...	United Rentals, Inc.	Customer: 13...	887.46 · Maint...		2,475.54	-802,749.31
Bill	06/21/2018	18062...	Public Service Co.	Account # 95...	903.46 · Custo...		71.75	-802,821.06
Bill	06/21/2018	180621	Harmon Electric Ass...	Account # 50...	903.46 · Custo...		125.61	-802,946.67
Bill	06/21/2018	180621	Stephens Co. Rural ...	Account A-04...	903.46 · Custo...		33.16	-802,979.83
Bill	06/21/2018	18062...	Unifirst Holdings, In...		923.46 · Outsi...		105.46	-803,085.29
Bill	06/21/2018	18062...	Unifirst Holdings, In...		923.46 · Outsi...		169.22	-803,254.51
Bill	06/22/2018	180622	Optum	Account # 3Y...	-SPLIT-		630.00	-803,884.51
Bill	06/22/2018	1105	Yearwood Design W...	deposit for Ea...	874.46 · Mains...		875.00	-804,759.51
Bill	06/22/2018	62048...	Western Exterminat...	Cust # 15043...	932 · Maintena...		80.00	-804,839.51
Bill	06/23/2018	52634	E & S Oil Company		921.46 · Office...		30.00	-804,869.51
Bill	06/25/2018	18062...	ADP	Biweekly / Fie...	-SPLIT-		38,181.40	-843,050.91
Bill Pmt -Check	06/25/2018	7977	Aflac	Accout #: FG...	1107 · Checkin...	489.42		-842,561.49
Bill Pmt -Check	06/25/2018	7978	Airgas, Inc.		1107 · Checkin...	85.48		-842,476.01
Bill Pmt -Check	06/25/2018	7979	AT&T Mobility	287021588346	1107 · Checkin...	473.27		-842,002.74
Bill Pmt -Check	06/25/2018	7980	Buckaloo Construction		1107 · Checkin...	1,885.00		-840,117.74
Bill Pmt -Check	06/25/2018	7981	Cintas Corporation #...	Acct # 35084	1107 · Checkin...	25.00		-840,092.74
Bill Pmt -Check	06/25/2018	7982	Continental Utility S...		1107 · Checkin...	5,214.00		-834,878.74
Bill Pmt -Check	06/25/2018	7983	Cotton Electric Coop...	Acc # 270660...	1107 · Checkin...	104.47		-834,774.27
Bill Pmt -Check	06/25/2018	7984	Don Hardy Fuel Effi...		1107 · Checkin...	473.46		-834,300.81
Bill Pmt -Check	06/25/2018	7985	E & S Oil Company		1107 · Checkin...	54.00		-834,246.81
Bill Pmt -Check	06/25/2018	7986	Enable Gas Transmi...		1107 · Checkin...	2,287.49		-831,959.32
Bill Pmt -Check	06/25/2018	7987	Enable Oklahoma In...		1107 · Checkin...	2,255.80		-829,703.52
Bill Pmt -Check	06/25/2018	7988	England Ford Inc	account 4411...	1107 · Checkin...	280.68		-829,422.84
Bill Pmt -Check	06/25/2018	7989	Equity Exchange	Account # 35...	1107 · Checkin...	3,466.58		-825,956.26
Bill Pmt -Check	06/25/2018	7990	F & M Bank	Loan 999500...	1107 · Checkin...	630.87		-825,325.39
Bill Pmt -Check	06/25/2018	7991	Farmers Coop Mill &...		1107 · Checkin...	59.58		-825,265.81
Bill Pmt -Check	06/25/2018	7992	Sparta Energy	February Pro...	1107 · Checkin...	16,342.48		-808,923.33
Bill Pmt -Check	06/25/2018	7993	Guardian	Group ID: 00 ...	1107 · Checkin...	291.52		-808,631.81
Bill Pmt -Check	06/25/2018	7994	H & C Services and ...		1107 · Checkin...	67.75		-808,564.06
Bill Pmt -Check	06/25/2018	7995	Hull Brothers Constr...		1107 · Checkin...	3,253.00		-805,311.06
Bill Pmt -Check	06/25/2018	7996	Jensen Tractor Ranch		1107 · Checkin...	1,815.05		-803,496.01
Bill Pmt -Check	06/25/2018	7997	Monday's Stop N Sh...	Fuel May	1107 · Checkin...	1,837.30		-801,658.71
Bill Pmt -Check	06/25/2018	7998	Motley Gin, Inc.	Account ID: N...	1107 · Checkin...	509.50		-801,149.21
Bill Pmt -Check	06/25/2018	7999	O'Reilly Auto Parts	QUICK STRU...	1107 · Checkin...	92.42		-801,056.79
Bill Pmt -Check	06/25/2018	8000	Oklahoma Press Se...		1107 · Checkin...	7,360.20		-793,696.59
Bill Pmt -Check	06/25/2018	8001	One Call Concepts, ...	Acct # NAVIT01	1107 · Checkin...	1.00		-793,695.59
Bill Pmt -Check	06/25/2018	8002	Optum	VOID: Accou...	1107 · Checkin...	0.00		-793,695.59

Navitas Utility Corporation
General Ledger
As of December 31, 2018

Type	Date	Num	Name	Memo	Split	Debit	Credit	Balance
Bill Pmt -Check	06/25/2018	8003	Pioneer Cellular - us...	Account # CN...	1107 · Checkin...	110.44		-793,585.15
Bill Pmt -Check	06/25/2018	8004	Pitney Bowes		1107 · Checkin...	404.39		-793,180.76
Bill Pmt -Check	06/25/2018	8005	Professional Compli...		1107 · Checkin...	160.00		-793,020.76
Bill Pmt -Check	06/25/2018	8006	Public Service Co.		1107 · Checkin...	69.74		-792,951.02
Bill Pmt -Check	06/25/2018	8007	Quill		1107 · Checkin...	541.06		-792,409.96
Bill Pmt -Check	06/25/2018	8008	Quinton Parts Supply	pay to Timoth...	1107 · Checkin...	158.04		-792,251.92
Bill Pmt -Check	06/25/2018	8009	Russmar Utility Man...		1107 · Checkin...	1,000.00		-791,251.92
Bill Pmt -Check	06/25/2018	8010	SoCal Gas	Account # 10...	1107 · Checkin...	2.56		-791,249.36
Bill Pmt -Check	06/25/2018	8011	Southern California ...	Customer acc...	1107 · Checkin...	338.06		-790,911.30
Bill Pmt -Check	06/25/2018	8012	Southern Star Centr...		1107 · Checkin...	10,674.12		-780,237.18
Bill Pmt -Check	06/25/2018	8013	The Town of Grace...		1107 · Checkin...	75.00		-780,162.18
Bill Pmt -Check	06/25/2018	8014	Time Warner Cable		1107 · Checkin...	644.90		-779,517.28
Bill Pmt -Check	06/25/2018	8015	Tom's Utility Service		1107 · Checkin...	1,350.00		-778,167.28
Bill Pmt -Check	06/25/2018	8016	Unifirst Holdings, In...		1107 · Checkin...	106.24		-778,061.04
Bill Pmt -Check	06/25/2018	8017	United Rentals, Inc.		1107 · Checkin...	2,693.92		-775,367.12
Bill Pmt -Check	06/25/2018	8018	Volunteer Trenching		1107 · Checkin...	1,325.00		-774,042.12
Bill Pmt -Check	06/25/2018	8019	Windstream	Account # 04...	1107 · Checkin...	342.87		-773,699.25
Bill Pmt -Check	06/25/2018	8020	X Stream Services	0013081	1107 · Checkin...	2.80		-773,696.45
Bill	06/25/2018	18062...	Ally	024921495072	-SPLIT-		593.55	-774,290.00
Bill	06/25/2018	180625	Bank 7	Loan 1010669	427 · Interest ...		1,829.26	-776,119.26
Bill	06/25/2018	180625	Hudson Country Sto...	Acct # 04361	874.46 · Mains...		1,039.13	-777,158.39
Bill	06/25/2018	180625	IPFS Corporation	Account # TX...	-SPLIT-		251.35	-777,409.74
Bill	06/25/2018	956-4...	Public Service Co.	Account # 95...	903.46 · Custo...		59.66	-777,469.40
Bill	06/25/2018	4007 ...	Cintas Corporation #...	Acct # 35084	923.16 · Outsi...		27.69	-777,497.09
Bill	06/25/2018	180625	Ochelata Utility Auth...	Account 1129	903.46 · Custo...		125.78	-777,622.87
Bill	06/25/2018	130670	Aflac	Accout #: FG...	926 · Employe...		326.28	-777,949.15
Bill	06/25/2018	S20 8...	Bemac Supply	Customer # 6...	426.30 · Penalt...		150.09	-778,099.24
Bill	06/25/2018	10315	Quinton Parts Supply	pay to Timoth...	874.46 · Mains...		19.55	-778,118.79
Bill	06/25/2018	1108 ...	Isco Industries, LLC		-SPLIT-		9,585.50	-787,704.29
Bill	06/25/2018	1108 ...	Isco Industries, LLC		-SPLIT-		1,068.20	-788,772.49
Bill Pmt -Check	06/26/2018	Transfer	Optum	Account # 3Y...	1107 · Checkin...	630.00		-788,142.49
Bill	06/26/2018	18050	Russmar Utility Man...		887.15 · Maint...		1,000.00	-789,142.49
Bill	06/26/2018	180626	ReadyRefresh	Account # 00...	6230 · Utilities		80.17	-789,222.66
Bill	06/26/2018	TR-53...	Enable Gas Transmi...	Account # 26...	804.28 · City G...		188.56	-789,411.22
Bill	06/26/2018	15809...	United Rentals, Inc.	Customer: 13...	887.46 · Maint...		1,398.64	-790,809.86
Bill	06/26/2018	90580	Jenkins Oilfield Sup...	Customer Acc...	874.46 · Mains...		114.37	-790,924.23
Bill	06/26/2018	180626	Klint Alexander	May 2018	-SPLIT-		1,000.00	-791,924.23
Bill	06/26/2018	04-28...	Quill	Account # C2...	6140 · Office c...		302.69	-792,226.92
Bill	06/26/2018	133790	England Ford Inc	account 4411...	874.46 · Mains...		50.30	-792,277.22
Bill Pmt -Check	06/27/2018	Transfer	ADP	Biweekly / Fie...	1107 · Checkin...	25,644.52		-766,632.70
Bill Pmt -Check	06/27/2018	Transfer	ADP	Biweekly / Fie...	1107 · Checkin...	9,240.11		-757,392.59
Bill Pmt -Check	06/27/2018	Transfer	United Healthcare	Customer # 5...	1107 · Checkin...	28,447.99		-728,944.60
Bill Pmt -Check	06/27/2018	Transfer	United Healthcare	Customer # 4...	1107 · Checkin...	8,941.53		-720,003.07
Bill	06/27/2018	18062...	England Ford Inc	account 4411...	874.46 · Mains...		4.39	-720,007.46
Bill	06/27/2018	638802	DirecTV	Account # 03...	6120 · Comm ...		138.98	-720,146.44
Bill	06/27/2018	31994	Keystone-Beard Eq...		874.46 · Mains...		47.75	-720,194.19
Bill	06/27/2018	0219-...	O'Reilly Auto Parts	QUICK STRU...	874.46 · Mains...		36.97	-720,231.16
Bill Pmt -Check	06/28/2018	8021	Clearwater Enterpris...	VOID: Financi...	1107 · Checkin...	0.00		-720,231.16
Bill Pmt -Check	06/28/2018	8025	Clearwater Enterpris...	Financial Mon...	1107 · Checkin...	24,000.00		-696,231.16

Navitas Utility Corporation
General Ledger
As of December 31, 2018

Type	Date	Num	Name	Memo	Split	Debit	Credit	Balance
Bill Pmt -Check	06/28/2018	8026	Petrol Energy, LLC		1107 · Checkin...	8,000.00		-688,231.16
Bill	06/28/2018	18070...	ADP	Salary payroll ...	5100 · Services		41,002.40	-729,233.56
Bill	06/28/2018	37683...	Terminix Processing...	Cust # 7479088	932 · Maintena...		57.00	-729,290.56
Bill	06/28/2018	32455...	CenterPoint Energy ...	Customer ID: ...	-SPLIT-		658.49	-729,949.05
Bill	06/28/2018	618411	DirecTV	Account # 08...	6120 · Comm ...		63.99	-730,013.04
Bill	06/28/2018	93586...	Rexnord Industries ...		874.16 · Mains...		184.29	-730,197.33
Bill	06/28/2018	180628	Green's Tire & Oil		874.46 · Mains...		91.80	-730,289.13
Bill	06/29/2018	516 5...	ADP		923 · Outside ...		101.95	-730,391.08
Bill	06/29/2018	516 5...	ADP		923 · Outside ...		327.79	-730,718.87
Bill Pmt -Check	06/29/2018	Transfer	ADP		1107 · Checkin...	101.95		-730,616.92
Bill Pmt -Check	06/29/2018	Transfer	ADP		1107 · Checkin...	327.79		-730,289.13
Bill Pmt -Check	06/29/2018	Transfer	ADP	Biweekly / Fie...	1107 · Checkin...	3,296.77		-726,992.36
Bill Pmt -Check	06/29/2018	Transfer	ADP	Salary payroll ...	1107 · Checkin...	27,802.22		-699,190.14
Bill Pmt -Check	06/29/2018	Transfer	ADP	Salary payroll ...	1107 · Checkin...	11,056.57		-688,133.57
Bill	06/29/2018	180629	ADP		923 · Outside ...		49.95	-688,183.52
Bill Pmt -Check	06/29/2018	Transfer	ADP		1107 · Checkin...	49.95		-688,133.57
Bill	06/30/2018	1806N...	Navitas 1, LLC		1499 · Contrac...		10,080.00	-698,213.57
Credit	06/30/2018		Navitas 1, LLC		2899 · Prepaid...	10,000.00		-688,213.57
Bill	06/30/2018	68	TDH Construction		-SPLIT-		1,380.00	-689,593.57
Bill	06/30/2018	1806N...	Navitas Communica...		435 · Extraordi...		4,000.00	-693,593.57
Bill	06/30/2018	18-1226	Southeastern Diagn...		925 · I/D - Safe...		25.00	-693,618.57
Bill	06/30/2018	80160...	Duncan Builders Su...	Customer Nu...	874.46 · Mains...		192.92	-693,811.49
Bill	06/30/2018	180630	Monday's Stop N Sh...	Fuel Jun	921.46 · Office...		1,695.21	-695,506.70
Bill	06/30/2018	180630	Motley Gin, Inc.	Account ID: N...	921.46 · Office...		647.29	-696,153.99
Bill	06/30/2018	0322-...	O'Reilly Auto Parts	QUICK STRU...	874.46 · Mains...		109.26	-696,263.25
Bill	06/30/2018	9954-...	Airgas, Inc.		931 · Rents		13.52	-696,276.77
Bill	06/30/2018	180630	R & R Water /Culligan	Account # 22...	6230 · Utilities		114.42	-696,391.19
Bill	06/30/2018	180630	Equity Exchange	Account # 35...	6242 · Fuel		2,898.47	-699,289.66
Bill	06/30/2018	80672...	One Call Concepts, ...	Acct # NAVIT01	925 · I/D - Safe...		0.50	-699,290.16
Bill	06/30/2018	3306-...	Pitney Bowes	Account # 00...	931 · Rents		314.78	-699,604.94
Bill	06/30/2018	180630	Velma Public Works...		903.46 · Custo...		93.00	-699,697.94
Bill	06/30/2018	180630	Northfork Electric C...	Acct # 12975...	903.46 · Custo...		46.11	-699,744.05
Bill	06/30/2018	1029	Battery Backup Pow...	May	6120 · Comm ...		495.77	-700,239.82
Bill	06/30/2018	358	B & W Pipeline	June Transport	804.15 · City G...		13,897.67	-714,137.49
Bill	06/30/2018	359	B & W Pipeline	June Transport	804.15 · City G...		62.54	-714,200.03
Bill	06/30/2018	49	Sparta Energy	June Producti...	804.15 · City G...		19,265.45	-733,465.48
Bill	06/30/2018	180630	American Interstate ...	Policy AVWC...	924 · Insurance		1,272.90	-734,738.38
Bill	06/30/2018	180630	IPFS Corporation	Financed pre...	-SPLIT-	0.00		-734,738.38
Bill Pmt -Check	06/30/2018	Transfer	BXS Insurance Serv...	07/18-06/19 P...	1191 · Dep. in ...	56,951.87		-677,786.51
Bill	06/30/2018	180630	Farmers Coop Mill &...		427 · Interest ...		0.74	-677,787.25
Bill	06/30/2018	1806N...	NALLC - gas facilities		851.46 · Sys C...		3,187.18	-680,974.43
Bill	07/01/2018	4122 ...	United Healthcare	Customer # 4...	926 · Employe...		8,941.53	-689,915.96
Bill	07/01/2018	0045 ...	United Healthcare	Customer # 5...	926 · Employe...		28,447.99	-718,363.95
Bill Pmt -Check	07/01/2018	8022	NALLC - gas facilities		1107 · Checkin...	6,659.10		-711,704.85
Bill Pmt -Check	07/01/2018	8023	Petrol Energy, LLC	VOID:	1107 · Checkin...	0.00		-711,704.85
Bill	07/01/2018	20623...	Sonitrol Orange Cou...	Customer # 3...	932 · Maintena...		141.15	-711,846.00
Bill	07/01/2018	180701	Access Cable Televi...	Acct # 09-003...	921.16 · Office...		144.22	-711,990.22
Bill	07/01/2018		Opal Leach		931 · Rents		250.00	-712,240.22
Bill	07/01/2018		Volunteer Trenching		874.16 · Mains...		250.00	-712,490.22

Navitas Utility Corporation
General Ledger
As of December 31, 2018

Type	Date	Num	Name	Memo	Split	Debit	Credit	Balance
Bill	07/01/2018	180701	Totah Communicati...	account # 7460	921.46 · Office...		279.31	-712,769.53
Bill	07/01/2018	2019-...	Oklahoma Corporati...	pipeline safet...	1406 · Prepaid...		26,555.36	-739,324.89
Bill	07/01/2018	1705	Professional Compli...		925 · I/D - Safe...		40.00	-739,364.89
Bill	07/01/2018	2698	Full Spectrum Servi...		932 · Maintena...		200.00	-739,564.89
Bill	07/01/2018	10203...	X Stream Services	Account 0023...	6120 · Comm ...		380.45	-739,945.34
Bill	07/01/2018	10481...	Time Warner Cable	Account # 84...	6120 · Comm ...		464.91	-740,410.25
Bill	07/01/2018	10481...	Time Warner Cable	Account # 84...	6120 · Comm ...		179.99	-740,590.24
Bill	07/01/2018	07/18-...	BXS Insurance Serv...	07/18-06/19 P...	1403 · Insurance		63,279.86	-803,870.10
Bill	07/01/2018	1807N...	Navitas Communica...		435 · Extraordi...		2,000.00	-805,870.10
Bill	07/02/2018	130	Steve Jolley		874.15 · Mains...		2,500.00	-808,370.10
Bill	07/02/2018	180702	First Volunteer Bank		6320 · Bank fees		14.50	-808,384.60
Bill	07/02/2018	180702	Red River Valley Ru...	Account # 19...	855.46 · Other ...		37.43	-808,422.03
Bill	07/02/2018	4007 ...	Cintas Corporation #...	Acct # 35084	923.16 · Outsi...		27.69	-808,449.72
Bill	07/02/2018	5244 ...	Mercury Instruments...		1607 · Meters ...		544.79	-808,994.51
Bill	07/02/2018	5244 ...	Mercury Instruments...		1607 · Meters ...		311.86	-809,306.37
Bill	07/02/2018	5244 ...	Mercury Instruments...		1607 · Meters ...		347.45	-809,653.82
Bill	07/02/2018	5244 ...	Mercury Instruments...		1607 · Meters ...		185.24	-809,839.06
Bill	07/02/2018	5244 ...	Mercury Instruments...		1607 · Meters ...		5,468.34	-815,307.40
Bill Pmt -Check	07/03/2018	8024	Streetmaster, LLC		1107 · Checkin...	1,250.00		-814,057.40
Bill	07/03/2018		Legacy Bank		6320 · Bank fees		75.00	-814,132.40
Bill	07/03/2018		Streetmaster, LLC		920 · Administr...		1,250.00	-815,382.40
Bill Pmt -Check	07/03/2018	8027	Buckaloo Construction	Haul Trusser ...	1107 · Checkin...	510.00		-814,872.40
Bill Pmt -Check	07/03/2018	8028	BXS Insurance Serv...		1107 · Checkin...	6,327.99		-808,544.41
Bill Pmt -Check	07/03/2018	8029	Cart Farm & Home ...		1107 · Checkin...	461.59		-808,082.82
Bill Pmt -Check	07/03/2018	8030	CenterPoint Energy ...	Customer ID: ...	1107 · Checkin...	658.49		-807,424.33
Bill Pmt -Check	07/03/2018	8031	Cintas Corporation #...	Acct # 35084	1107 · Checkin...	27.69		-807,396.64
Bill Pmt -Check	07/03/2018	8032	CKenergy Electric C...	Account: 592...	1107 · Checkin...	196.85		-807,199.79
Bill Pmt -Check	07/03/2018	8033	Double Y Spraying		1107 · Checkin...	275.00		-806,924.79
Bill Pmt -Check	07/03/2018	8034	Enable Gas Transmi...	Account # 26...	1107 · Checkin...	164.31		-806,760.48
Bill Pmt -Check	07/03/2018	8035	Farris Bobango Bra...		1107 · Checkin...	1,500.00		-805,260.48
Bill Pmt -Check	07/03/2018	8036	Harmon Electric Ass...	Account # 50...	1107 · Checkin...	125.61		-805,134.87
Bill Pmt -Check	07/03/2018	8037	Haskell County Wat...	Acc # 10-1240	1107 · Checkin...	18.00		-805,116.87
Bill Pmt -Check	07/03/2018	8038	IPFS Corporation		1107 · Checkin...	5,529.63		-799,587.24
Bill Pmt -Check	07/03/2018	8039	Isco Industries, LLC		1107 · Checkin...	294.28		-799,292.96
Bill Pmt -Check	07/03/2018	8040	Liberty Mutual Insur...	Account # 40...	1107 · Checkin...	4,206.94		-795,086.02
Bill Pmt -Check	07/03/2018	8041	Mesa Consolidated ...	Acc # 045127...	1107 · Checkin...	52.75		-795,033.27
Bill Pmt -Check	07/03/2018	8042	Natural Gas Pipeline...	Acct # 5319 / ...	1107 · Checkin...	495.31		-794,537.96
Bill Pmt -Check	07/03/2018	8043	Navitas Communica...		1107 · Checkin...	2,000.00		-792,537.96
Bill Pmt -Check	07/03/2018	8044	Ochelata Utility Auth...	Account 1129	1107 · Checkin...	125.78		-792,412.18
Bill Pmt -Check	07/03/2018	8045	Opal Leach		1107 · Checkin...	250.00		-792,162.18
Bill Pmt -Check	07/03/2018	8046	Pitney Bowes	Account # 00...	1107 · Checkin...	634.38		-791,527.80
Bill Pmt -Check	07/03/2018	8047	Professional Compli...		1107 · Checkin...	40.00		-791,487.80
Bill Pmt -Check	07/03/2018	8048	Public Service Co.		1107 · Checkin...	131.41		-791,356.39
Bill Pmt -Check	07/03/2018	8049	ReadyRefresh	Account # 00...	1107 · Checkin...	128.52		-791,227.87
Bill Pmt -Check	07/03/2018	8050	Sonitrol Orange Cou...	Customer # 3...	1107 · Checkin...	141.15		-791,086.72
Bill Pmt -Check	07/03/2018	8051	Southeastern Diagn...		1107 · Checkin...	25.00		-791,061.72
Bill Pmt -Check	07/03/2018	8052	Stephens Co. Rural ...	Account A-04...	1107 · Checkin...	33.16		-791,028.56
Bill Pmt -Check	07/03/2018	8053	Steve Jolley		1107 · Checkin...	2,500.00		-788,528.56
Bill Pmt -Check	07/03/2018	8054	TDH Construction		1107 · Checkin...	1,380.00		-787,148.56

Navitas Utility Corporation
General Ledger
As of December 31, 2018

Type	Date	Num	Name	Memo	Split	Debit	Credit	Balance
Bill Pmt -Check	07/03/2018	8055	Terminix Processing...	Cust # 7479088	1107 · Checkin...	57.00		-787,091.56
Bill Pmt -Check	07/03/2018	8056	Totah Communicati...	account # 7460	1107 · Checkin...	279.31		-786,812.25
Bill Pmt -Check	07/03/2018	8057	Town of Eakly		1107 · Checkin...	162.71		-786,649.54
Bill Pmt -Check	07/03/2018	8058	Unifirst Holdings, In...		1107 · Checkin...	1,073.02		-785,576.52
Bill Pmt -Check	07/03/2018	8059	Unifirst Holdings, In...		1107 · Checkin...	196.20		-785,380.32
Bill Pmt -Check	07/03/2018	8060	Unifirst Holdings, In...		1107 · Checkin...	53.12		-785,327.20
Bill Pmt -Check	07/03/2018	8061	Unifirst Holdings, In...		1107 · Checkin...	196.20		-785,131.00
Bill Pmt -Check	07/03/2018	8062	Unifirst Holdings, In...		1107 · Checkin...	99.65		-785,031.35
Bill Pmt -Check	07/03/2018	8063	Verizon Wireless	Account # 87...	1107 · Checkin...	926.44		-784,104.91
Bill Pmt -Check	07/03/2018	8064	Volunteer Trenching		1107 · Checkin...	250.00		-783,854.91
Bill Pmt -Check	07/03/2018	8065	Western Exterminat...	Cust # 15043...	1107 · Checkin...	80.00		-783,774.91
Bill	07/03/2018	217 2...	Tate Boy's Tire & Se...		874.46 · Mains...		10.00	-783,784.91
Bill	07/03/2018	15744...	United Rentals, Inc.	Customer: 13...	887.46 · Maint...		2,988.99	-786,773.90
Bill	07/03/2018	18070...	Ally	024923459722	-SPLIT-		645.10	-787,419.00
Bill	07/03/2018	180703	Pitney Bowes	Account # 00...	931 · Rents		37.51	-787,456.51
Bill	07/03/2018	180703	CenterPoint Energy	7257756-2	804.46 · City G...		93.29	-787,549.80
Bill	07/04/2018	180704	Cotton Electric Coop...	Acc # 270660...	903.46 · Custo...		174.31	-787,724.11
Bill Pmt -Check	07/05/2018	Transfer	ADP	Salary payroll ...	1107 · Checkin...	2,143.61		-785,580.50
Bill	07/05/2018	18070...	Ally	611927038563	-SPLIT-		543.33	-786,123.83
Bill	07/05/2018	18070...	Ford Credit	Account # 56...	-SPLIT-		912.53	-787,036.36
Bill	07/05/2018	18063...	Ford Credit	Account # 56...	-SPLIT-		1,376.59	-788,412.95
Bill	07/05/2018	18070...	GM Financial	Acct # 21100...	-SPLIT-		669.98	-789,082.93
Bill	07/05/2018	11033...	EGW Utilities, Inc.	Customer ID ...	874.46 · Mains...		972.81	-790,055.74
Bill	07/05/2018	180705	Jellico Electric & Wa...	Account # 00...	903.16 · Custo...		88.31	-790,144.05
Bill	07/05/2018	35557	Don Hardy Fuel Effi...		930 · Misc Gen...		17,580.00	-807,724.05
Bill	07/05/2018	180705	Pioneer Telephone ...	Account # PT...	921.46 · Office...		91.39	-807,815.44
Credit	07/05/2018	18070...	England Ford Inc	Cust # 1024	874.46 · Mains...	5.57		-807,809.87
Bill	07/05/2018	180705	The Town of Grace...		903.46 · Custo...		75.00	-807,884.87
Bill	07/05/2018	4029	Hull Brothers Constr...		887.15 · Maint...		187.50	-808,072.37
Bill	07/05/2018	11081...	Isco Industries, LLC		-SPLIT-		1,514.01	-809,586.38
Bill	07/06/2018	516 9...	ADP		923 · Outside ...		209.75	-809,796.13
Bill	07/06/2018	516 8...	ADP		923 · Outside ...		249.65	-810,045.78
Bill Pmt -Check	07/06/2018	Transfer	ADP		1107 · Checkin...	209.75		-809,836.03
Bill Pmt -Check	07/06/2018	Transfer	ADP		1107 · Checkin...	249.65		-809,586.38
Bill Pmt -Check	07/06/2018	8068	Ally	611925685889	1107 · Checkin...	655.22		-808,931.16
Bill Pmt -Check	07/06/2018	8069	Ally	024921495072	1107 · Checkin...	593.55		-808,337.61
Bill Pmt -Check	07/06/2018	8070	Ally	611927038563	1107 · Checkin...	543.33		-807,794.28
Bill Pmt -Check	07/06/2018	8071	Ford Credit	Account # 56...	1107 · Checkin...	1,376.59		-806,417.69
Bill Pmt -Check	07/06/2018	8072	Ally	024923459722	1107 · Checkin...	645.10		-805,772.59
Bill Pmt -Check	07/06/2018	8073	Ford Credit	Account # 56...	1107 · Checkin...	912.53		-804,860.06
Bill Pmt -Check	07/06/2018	8074	GM Financial	Acct # 21100...	1107 · Checkin...	669.98		-804,190.08
Bill	07/06/2018	07180...	Natural Gas Pipeline...	Acct # 5319 / ...	-SPLIT-		495.43	-804,685.51
Bill	07/06/2018	70-TN...	Southern Star Centr...		804.46 · City G...		10,221.93	-814,907.44
Bill	07/06/2018	TR-53...	Enable Gas Transmi...	Account # 26...	804.46 · City G...		2,014.54	-816,921.98
Bill	07/06/2018	160	Petrol Energy, LLC		-SPLIT-		25,145.20	-842,067.18
Bill	07/06/2018	4750-...	Quinton Parts Supply	pay to Timoth...	874.46 · Mains...		17.27	-842,084.45
Bill	07/06/2018	23878	Prince Plumbing LLC		874.46 · Mains...		3.27	-842,087.72
Bill Pmt -Check	07/07/2018	8066	Clearwater Enterpris...	Financial Mon...	1107 · Checkin...	21,000.00		-821,087.72
Bill Pmt -Check	07/07/2018	8067	Petrol Energy, LLC		1107 · Checkin...	7,000.00		-814,087.72

Navitas Utility Corporation
General Ledger
As of December 31, 2018

Type	Date	Num	Name	Memo	Split	Debit	Credit	Balance
Bill	07/07/2018	0153-...	O'Reilly Auto Parts		874.46 · Mains...		97.41	-814,185.13
Bill	07/09/2018	18070...	ADP	Biweekly / Fie...	-SPLIT-		78,592.61	-892,777.74
Bill	07/09/2018	180709	AT&T Mobility	Account # 28...	921.46 · Office...		611.96	-893,389.70
Bill	07/09/2018	4007 ...	Cintas Corporation #...	Acct # 35084	923.16 · Outsi...		27.69	-893,417.39
Bill Pmt -Check	07/09/2018		England Ford Inc	Cust # 1024	1100 · Cash	0.00		-893,417.39
Bill Pmt -Check	07/10/2018	Transfer	ADP	Biweekly / Fie...	1107 · Checkin...	19,177.26		-874,240.13
Bill	07/10/2018	TR-53...	Enable Gas Transmi...	Account # 26...	804.28 · City G...		8,178.67	-882,418.80
Bill	07/10/2018	D18.7...	Tennessee Press S...		925 · I/D - Safe...		703.06	-883,121.86
Bill	07/10/2018	18071...	Public Service Co.	Account # 95...	903.46 · Custo...		43.91	-883,165.77
Bill	07/10/2018	11072...	Isco Industries, LLC		-SPLIT-		2,223.38	-885,389.15
Bill	07/10/2018	0219-...	O'Reilly Auto Parts		874.46 · Mains...		37.84	-885,426.99
Bill Pmt -Check	07/11/2018	Transfer	ADP	Biweekly / Fie...	1107 · Checkin...	52,965.94		-832,461.05
Bill Pmt -Check	07/11/2018	Transfer	ADP	Biweekly / Fie...	1107 · Checkin...	6,449.41		-826,011.64
Bill	07/11/2018	18070...	Ally	024923459722	-SPLIT-		10,000.00	-836,011.64
Bill Pmt -Check	07/11/2018	8075	Ally	024923459722	1107 · Checkin...	10,000.00		-826,011.64
Bill	07/11/2018	180711	5100 Trenton Pearcy		874.46 · Mains...		150.00	-826,161.64
Bill Pmt -Check	07/11/2018	8076	5100 Trenton Pearcy		1107 · Checkin...	150.00		-826,011.64
Bill Pmt -Check	07/11/2018	8077	Access Cable Televi...	Acct # 09-003...	1107 · Checkin...	144.22		-825,867.42
Bill Pmt -Check	07/11/2018	8078	Airgas, Inc.		1107 · Checkin...	29.79		-825,837.63
Bill Pmt -Check	07/11/2018	8079	Cart Farm & Home ...		1107 · Checkin...	21.08		-825,816.55
Bill Pmt -Check	07/11/2018	8080	Cintas Corporation #...		1107 · Checkin...	83.07		-825,733.48
Bill Pmt -Check	07/11/2018	8081	CKenergy Electric C...		1107 · Checkin...	715.11		-825,018.37
Bill Pmt -Check	07/11/2018	8082	DirecTV		1107 · Checkin...	202.97		-824,815.40
Bill Pmt -Check	07/11/2018	8083	E & S Oil Company		1107 · Checkin...	30.00		-824,785.40
Bill Pmt -Check	07/11/2018	8084	EGW Utilities, Inc.	Customer ID ...	1107 · Checkin...	311.25		-824,474.15
Bill Pmt -Check	07/11/2018	8085	First Volunteer Bank		1107 · Checkin...	14.50		-824,459.65
Bill Pmt -Check	07/11/2018	8086	Full Spectrum Servi...		1107 · Checkin...	200.00		-824,259.65
Bill Pmt -Check	07/11/2018	8087	HBC CPAs & Advisors	Client no 05761	1107 · Checkin...	5,000.00		-819,259.65
Bill Pmt -Check	07/11/2018	8088	Jellico Electric & Wa...	Account # 00...	1107 · Checkin...	88.31		-819,171.34
Bill Pmt -Check	07/11/2018	8089	Kentucky Undergrou...	Customer ID: ...	1107 · Checkin...	1.50		-819,169.84
Bill Pmt -Check	07/11/2018	8090	One Call Concepts, ...	Acct # NAVIT01	1107 · Checkin...	0.50		-819,169.34
Bill Pmt -Check	07/11/2018	8091	Pioneer Telephone ...	Account # PT...	1107 · Checkin...	91.39		-819,077.95
Bill Pmt -Check	07/11/2018	8092	Pitney Bowes	Account # 00...	1107 · Checkin...	314.78		-818,763.17
Bill Pmt -Check	07/11/2018	8093	Quinton Parts Supply	pay to Timoth...	1107 · Checkin...	135.15		-818,628.02
Bill Pmt -Check	07/11/2018	8094	R & R Water /Culligan	Account # 22...	1107 · Checkin...	60.42		-818,567.60
Bill Pmt -Check	07/11/2018	8095	R&R Tire Shop		1107 · Checkin...	11.00		-818,556.60
Bill Pmt -Check	07/11/2018	8096	Red River Valley Ru...	Account # 19...	1107 · Checkin...	37.43		-818,519.17
Bill Pmt -Check	07/11/2018	8097	Enbridge/Spectra E...	Account # 29...	1107 · Checkin...	1,680.61		-816,838.56
Bill Pmt -Check	07/11/2018	8098	Tate Boy's Tire & Se...		1107 · Checkin...	10.00		-816,828.56
Bill Pmt -Check	07/11/2018	8099	Time Warner Cable		1107 · Checkin...	644.90		-816,183.66
Bill Pmt -Check	07/11/2018	8100	US Cellular	Account # 84...	1107 · Checkin...	403.12		-815,780.54
Bill Pmt -Check	07/11/2018	8101	Velma Public Works...		1107 · Checkin...	93.00		-815,687.54
Bill Pmt -Check	07/11/2018	8102	X Stream Services	0013081	1107 · Checkin...	380.45		-815,307.09
Bill Pmt -Check	07/11/2018	8113	R & R Water /Culligan	Account # 22...	1107 · Checkin...	54.00		-815,253.09
Bill	07/11/2018	135250	Delgasco, Inc.	Account # 16...	804.16 · City G...		3,677.10	-818,930.19
Bill	07/11/2018	TR-57...	Enable Oklahoma In...	Account # 26...	804.46 · City G...		988.00	-819,918.19
Bill	07/11/2018	TR-57...	Enable Oklahoma In...	Account # 26...	804.46 · City G...		1,271.00	-821,189.19
Bill	07/11/2018	18071...	Public Service Co.	Account # 95...	903.46 · Custo...		27.08	-821,216.27
Bill	07/11/2018	34794...	Locke Supply		874.46 · Mains...		358.44	-821,574.71

Navitas Utility Corporation
General Ledger
As of December 31, 2018

Type	Date	Num	Name	Memo	Split	Debit	Credit	Balance
Bill	07/12/2018	18071...	ADP	Salary payroll ...	5100 · Services		31,293.77	-852,868.48
Bill	07/12/2018	23955...	ADP		923 · Outside ...		244.30	-853,112.78
Bill	07/12/2018	180712	Southern California ...	Customer acc...	6230 · Utilities		485.99	-853,598.77
Bill	07/12/2018	TR-53...	Enable Gas Transmi...	Account # 26...	804.28 · City G...		0.28	-853,599.05
Bill	07/12/2018	10089...	Clearwater Enterpris...	Financial Mon...	804.46 · City G...		3,768.04	-857,367.09
Bill	07/12/2018	180712	Windstream	Account # 04...	921.46 · Office...		325.62	-857,692.71
Bill	07/12/2018	180712	Liberty Mutual Insur...	Account # 40...	924 · Insurance		4,097.69	-861,790.40
Bill Pmt -Check	07/13/2018	Transfer	ADP	Salary payroll ...	1107 · Checkin...	20,578.99		-841,211.41
Bill Pmt -Check	07/13/2018	Transfer	ADP		1107 · Checkin...	200.94		-841,010.47
Bill Pmt -Check	07/13/2018	Transfer	ADP		1107 · Checkin...	43.36		-840,967.11
Bill	07/13/2018	1806 ...	Enbridge/Spectra E...	Account # 29...	804.15 · City G...		1,682.15	-842,649.26
Bill	07/13/2018	10089...	Clearwater Enterpris...	Financial Mon...	804.46 · City G...		34,306.82	-876,956.08
Bill	07/13/2018	180713	F & M Bank	Loan 999500...	-SPLIT-		630.87	-877,586.95
Bill	07/13/2018	18071...	Oklahoma Natural G...	Account # 21...	804.46 · City G...		160.08	-877,747.03
Bill	07/13/2018	18071...	Oklahoma Natural G...	Account # 21...	804.46 · City G...		378.98	-878,126.01
Bill	07/13/2018	18071...	Oklahoma Natural G...	Account # 21...	804.46 · City G...		145.20	-878,271.21
Bill	07/13/2018	18071...	Oklahoma Natural G...	Account # 21...	804.46 · City G...		133.43	-878,404.64
Bill	07/13/2018	18071...	Oklahoma Natural G...	Account # 21...	804.46 · City G...		988.45	-879,393.09
Bill	07/13/2018	18071...	Oklahoma Natural G...	Account # 21...	804.46 · City G...		452.77	-879,845.86
Bill	07/13/2018	18071...	Oklahoma Natural G...	Account # 21...	804.46 · City G...		548.34	-880,394.20
Bill Pmt -Check	07/16/2018	8103	Aflac	Accout #: FG...	1107 · Checkin...	326.28		-880,067.92
Bill Pmt -Check	07/16/2018	8104	Clearwater Enterpris...		1107 · Checkin...	21,000.00		-859,067.92
Bill Pmt -Check	07/16/2018	8105	Don Hardy Fuel Effi...		1107 · Checkin...	10,000.00		-849,067.92
Bill Pmt -Check	07/16/2018	8106	Locke Supply		1107 · Checkin...	489.05		-848,578.87
Bill Pmt -Check	07/16/2018	8107	Monday's Stop N Sh...	Fuel May	1107 · Checkin...	1,695.21		-846,883.66
Bill Pmt -Check	07/16/2018	8108	Natural Gas Pipeline...	Acct # 5319 / ...	1107 · Checkin...	495.43		-846,388.23
Bill Pmt -Check	07/16/2018	8109	O'Reilly Auto Parts		1107 · Checkin...	159.79		-846,228.44
Bill Pmt -Check	07/16/2018	8110	Petrol Energy, LLC		1107 · Checkin...	7,000.00		-839,228.44
Bill Pmt -Check	07/16/2018	8111	Quill	Account # C2...	1107 · Checkin...	302.69		-838,925.75
Bill Pmt -Check	07/16/2018	8112	Tennessee Gas Ass...		1107 · Checkin...	500.00		-838,425.75
Bill	07/16/2018	180716	Optum	Account # 3Y...	-SPLIT-		300.00	-838,725.75
Bill	07/16/2018	180716	Mesa Consolidated ...	Acc # 045127...	6230 · Utilities		2.64	-838,728.39
Bill	07/16/2018	61634	Allegra Printing & Im...		6140 · Office c...		159.63	-838,888.02
Bill	07/16/2018	2018-...	Advanced Professio...		925 · I/D - Safe...		25.00	-838,913.02
Bill	07/16/2018	169223	Farris Bobango Bra...		923.16 · Outsi...		1,500.00	-840,413.02
Bill	07/16/2018	18071...	Unifirst Holdings, In...		923.46 · Outsi...		89.52	-840,502.54
Bill	07/16/2018	4007 ...	Cintas Corporation #...	Acct # 35084	923.16 · Outsi...		27.69	-840,530.23
Bill Pmt -Check	07/17/2018	Transfer	ADP	Salary payroll ...	1107 · Checkin...	9,036.17		-831,494.06
Bill Pmt -Check	07/17/2018	Transfer	ADP	Salary payroll ...	1107 · Checkin...	1,678.61		-829,815.45
Bill Pmt -Check	07/17/2018	8114	Bank 7	Loan 1010669	1107 · Checkin...	1,829.26		-827,986.19
Bill Pmt -Check	07/17/2018	8115	Oklahoma Natural G...		1107 · Checkin...	2,827.89		-825,158.30
Bill	07/17/2018	180717	R&R Tire Shop		874.46 · Mains...		467.00	-825,625.30
Bill	07/17/2018	180710	Ron Comingdeer & ...		923.46 · Outsi...		2,083.00	-827,708.30
Bill	07/17/2018	180717	Guardian	Group ID: 00 ...	924 · Insurance		290.21	-827,998.51
Bill	07/17/2018	2006 ...	Kentucky Undergrou...	Customer ID: ...	925 · I/D - Safe...		1.50	-828,000.01
Bill	07/17/2018	180717	Haskell County Wat...	Acc # 10-1240	903.46 · Custo...		18.00	-828,018.01
Bill	07/17/2018	180717	5100 Colin Ratowski		6140 · Office c...		6.46	-828,024.47
Bill Pmt -Check	07/18/2018	Transfer	Optum	Account # 3Y...	1107 · Checkin...	300.00		-827,724.47
Bill	07/18/2018	134254	England Ford Inc	account 4411...	874.46 · Mains...		70.88	-827,795.35

Navitas Utility Corporation
General Ledger
As of December 31, 2018

Type	Date	Num	Name	Memo	Split	Debit	Credit	Balance
Bill	07/18/2018	98111...	Verizon Wireless	Account # 87...	921.16 · Office...		991.60	-828,786.95
Bill	07/18/2018	149955	Cart Farm & Home ...		874.46 · Mains...		5.49	-828,792.44
Bill Pmt -Check	07/19/2018	8116	F & M Bank	Loan 999500...	1107 · Checkin...	630.87		-828,161.57
Bill Pmt -Check	07/19/2018		Zanette Insurance S...	QuickBooks g...	1107 · Checkin...	0.00		-828,161.57
Bill Pmt -Check	07/19/2018	8117	AT&T Mobility	287021588346	1107 · Checkin...	611.96		-827,549.61
Bill Pmt -Check	07/19/2018	8118	B & W Pipeline		1107 · Checkin...	15,497.33		-812,052.28
Bill Pmt -Check	07/19/2018	8119	Battery Backup Pow...	VOID: Avira	1107 · Checkin...	0.00		-812,052.28
Bill Pmt -Check	07/19/2018	8120	Bell Engineering	Account #: 59...	1107 · Checkin...	1,000.00		-811,052.28
Bill Pmt -Check	07/19/2018	8121	Cotton Electric Coop...	Acc # 270660...	1107 · Checkin...	174.31		-810,877.97
Bill Pmt -Check	07/19/2018	8122	Delgasco, Inc.	Account # 16...	1107 · Checkin...	11,883.48		-798,994.49
Bill Pmt -Check	07/19/2018	8123	EGW Utilities, Inc.		1107 · Checkin...	3,317.34		-795,677.15
Bill Pmt -Check	07/19/2018	8124	Enable Gas Transmi...		1107 · Checkin...	10,075.65		-785,601.50
Bill Pmt -Check	07/19/2018	8125	Enable Oklahoma In...	Account # 26...	1107 · Checkin...	1,092.00		-784,509.50
Bill Pmt -Check	07/19/2018	8126	Equity Exchange	Account # 35...	1107 · Checkin...	2,898.47		-781,611.03
Bill Pmt -Check	07/19/2018	8127	Sparta Energy		1107 · Checkin...	18,914.64		-762,696.39
Bill Pmt -Check	07/19/2018	8128	Grainger	Account # 84...	1107 · Checkin...	346.59		-762,349.80
Bill Pmt -Check	07/19/2018	8129	Green's Tire & Oil		1107 · Checkin...	91.80		-762,258.00
Bill Pmt -Check	07/19/2018	8130	Hinton Auto Supply		1107 · Checkin...	2.71		-762,255.29
Bill Pmt -Check	07/19/2018	8131	Hull Brothers Constr...		1107 · Checkin...	187.50		-762,067.79
Bill Pmt -Check	07/19/2018	8132	Keystone-Beard Eq...		1107 · Checkin...	240.40		-761,827.39
Bill Pmt -Check	07/19/2018	8133	Liberty Mutual Insur...	Account # 40...	1107 · Checkin...	4,097.69		-757,729.70
Bill Pmt -Check	07/19/2018	8134	Midwest Decals, LLC		1107 · Checkin...	559.70		-757,170.00
Bill Pmt -Check	07/19/2018	8135	Motley Gin, Inc.	Account ID: N...	1107 · Checkin...	647.29		-756,522.71
Bill Pmt -Check	07/19/2018	8136	Navitas Communica...		1107 · Checkin...	4,000.00		-752,522.71
Bill Pmt -Check	07/19/2018	8137	Oklahoma Corporati...	pipeline safet...	1107 · Checkin...	15,000.00		-737,522.71
Bill Pmt -Check	07/19/2018	8138	Pitney Bowes	Account # 00...	1107 · Checkin...	37.51		-737,485.20
Bill Pmt -Check	07/19/2018	8139	Public Service Co.		1107 · Checkin...	70.99		-737,414.21
Bill Pmt -Check	07/19/2018	8140	Quinton Parts Supply		1107 · Checkin...	88.10		-737,326.11
Bill Pmt -Check	07/19/2018	8141	Ron Comingdeer & ...		1107 · Checkin...	2,083.00		-735,243.11
Bill Pmt -Check	07/19/2018	8142	Southern California ...	Customer acc...	1107 · Checkin...	485.99		-734,757.12
Bill Pmt -Check	07/19/2018	8143	Southern Star Centr...		1107 · Checkin...	10,607.36		-724,149.76
Bill Pmt -Check	07/19/2018	8144	The Town of Grace...		1107 · Checkin...	75.00		-724,074.76
Bill Pmt -Check	07/19/2018	8145	Tim Wise		1107 · Checkin...	2,700.00		-721,374.76
Bill Pmt -Check	07/19/2018	8146	Tom's Utility Service		1107 · Checkin...	800.00		-720,574.76
Bill Pmt -Check	07/19/2018	8147	United Rentals, Inc.		1107 · Checkin...	4,480.46		-716,094.30
Bill Pmt -Check	07/19/2018	8148	Vineyard Dozer Serv...		1107 · Checkin...	446.08		-715,648.22
Bill Pmt -Check	07/19/2018	8149	Windstream	Account # 04...	1107 · Checkin...	325.62		-715,322.60
Bill Pmt -Check	07/19/2018	8150	Yearwood Design W...	deposit for Ea...	1107 · Checkin...	875.00		-714,447.60
Bill	07/19/2018	30-025	Volunteer Trenching		874.16 · Mains...		812.00	-715,259.60
Bill	07/19/2018	30-026	Volunteer Trenching		874.16 · Mains...		926.00	-716,185.60
Bill Pmt -Check	07/19/2018		England Ford Inc	QuickBooks g...	1100 · Cash	0.00		-716,185.60
Bill	07/19/2018	15797...	United Rentals, Inc.	Customer: 13...	887.46 · Maint...		2,475.54	-718,661.14
Bill	07/19/2018	18071...	Unifirst Holdings, In...		923.46 · Outsi...		232.20	-718,893.34
Bill	07/19/2018	16071...	Unifirst Holdings, In...		923.46 · Outsi...		798.24	-719,691.58
Bill	07/19/2018	18071...	Unifirst Holdings, In...		923.46 · Outsi...		150.07	-719,841.65
Bill	07/19/2018	18071...	Unifirst Holdings, In...		923.46 · Outsi...		145.44	-719,987.09
Bill	07/20/2018	18072...	ADP		923 · Outside ...		315.20	-720,302.29
Bill	07/20/2018	18072...	ADP		923 · Outside ...		195.50	-720,497.79
Bill Pmt -Check	07/20/2018	Transfer	ADP		1107 · Checkin...	315.20		-720,182.59

Navitas Utility Corporation
General Ledger
As of December 31, 2018

Type	Date	Num	Name	Memo	Split	Debit	Credit	Balance
Bill Pmt -Check	07/20/2018	Transfer	ADP		1107 · Checkin...	195.50		-719,987.09
Bill	07/20/2018	180720	Pioneer Cellular - us...	Account # CN...	921.46 · Office...		108.35	-720,095.44
Bill	07/20/2018	662450	Farmers Coop Mill &...		874.46 · Mains...		10.00	-720,105.44
Bill	07/20/2018	0260 ...	US Cellular	Account # 84...	921.46 · Office...		401.51	-720,506.95
Bill	07/20/2018	2990	E & S Oil Company		921.46 · Office...		12.00	-720,518.95
Bill	07/21/2018	180721	CKenergy Electric C...	Account: 592...	6230 · Utilities		467.00	-720,985.95
Bill	07/21/2018	18072...	Town of Eakly	Account # 1019	-SPLIT-		19.80	-721,005.75
Bill	07/21/2018	18072...	Town of Eakly	Account # 1019	-SPLIT-		209.88	-721,215.63
Bill	07/21/2018	5245 ...	Mercury Instruments...		1607 · Meters ...		333.27	-721,548.90
Bill	07/22/2018	0322-...	O'Reilly Auto Parts		874.46 · Mains...		44.65	-721,593.55
Bill Pmt -Check	07/23/2018	8151	Clearwater Enterpris...	Financial Mon...	1107 · Checkin...	21,000.00		-700,593.55
Bill Pmt -Check	07/23/2018	8152	Petrol Energy, LLC		1107 · Checkin...	7,000.00		-693,593.55
Bill	07/23/2018	217 4...	Tate Boy's Tire & Se...		874.46 · Mains...		42.87	-693,636.42
Bill	07/23/2018	02730...	Zee Medical Service...	Account # 2312	925 · I/D - Safe...		162.15	-693,798.57
Bill	07/23/2018	180723	Oklahoma Natural G...	Acc # 212809...	903.46 · Custo...		24.49	-693,823.06
Bill	07/23/2018	18072...	Public Service Co.	Account # 95...	903.46 · Custo...		151.44	-693,974.50
Bill	07/23/2018	18072...	Public Service Co.		903.46 · Custo...		42.13	-694,016.63
Bill	07/23/2018	4007 ...	Cintas Corporation #...	Acct # 35084	923.16 · Outsi...		27.69	-694,044.32
Bill	07/23/2018	16489...	Duncan Builders Su...	Customer Nu...	874.46 · Mains...		930.56	-694,974.88
Bill	07/24/2018	18072...	ADP	Biweekly / Fie...	-SPLIT-		40,559.12	-735,534.00
Bill Pmt -Check	07/24/2018	ACH	ADP	Biweekly / Fie...	1107 · Checkin...	27,186.11		-708,347.89
Bill Pmt -Check	07/24/2018	ACH	ADP	Biweekly / Fie...	1107 · Checkin...	9,953.30		-698,394.59
Bill Pmt -Check	07/24/2018	8153	Sparta Energy	January Prod...	1107 · Checkin...	3,218.53		-695,176.06
Bill Pmt -Check	07/24/2018	8154	American Interstate ...	Policy AVWC...	1107 · Checkin...	1,272.90		-693,903.16
Bill	07/24/2018	15809...	United Rentals, Inc.	Customer: 13...	887.46 · Maint...		1,019.14	-694,922.30
Bill	07/24/2018	20030	Pipeline Regulatory ...		925 · I/D - Safe...		2,200.00	-697,122.30
Bill	07/24/2018	180724	Harmon Electric Ass...	Account # 50...	903.46 · Custo...		177.40	-697,299.70
Bill	07/24/2018	180724	Klint Alexander	June 2018	-SPLIT-		1,000.00	-698,299.70
Bill	07/24/2018	9855 ...	Grainger	Account # 84...	874.46 · Mains...		372.87	-698,672.57
Credit	07/24/2018	1326 ...	Grainger	Account # 84...	874.46 · Mains...	329.18		-698,343.39
Bill Pmt -Check	07/25/2018	8155	Battery Backup Pow...	Avira	1107 · Checkin...	1,744.61		-696,598.78
Bill	07/25/2018	180725	Hudson Country Sto...	Acct # 04361	874.46 · Mains...		1,356.43	-697,955.21
Bill	07/25/2018	18072...	Ally	024921495072	-SPLIT-		593.55	-698,548.76
Bill	07/25/2018	554210	Aflac	Accout #: FG...	926 · Employe...		458.64	-699,007.40
Bill	07/25/2018	91313	Jenkins Oilfield Sup...	Customer Acc...	874.46 · Mains...		286.14	-699,293.54
Bill	07/25/2018	18072...	Public Service Co.	Account # 95...	903.46 · Custo...		167.83	-699,461.37
Bill	07/25/2018	180725	Ochelata Utility Auth...	Account 1129	903.46 · Custo...		145.25	-699,606.62
Bill Pmt -Check	07/26/2018	8156	NALLC - gas facilities		1107 · Checkin...	4,194.72		-695,411.90
Bill	07/26/2018	TR-53...	Enable Gas Transmi...	Account # 26...	804.28 · City G...		101.67	-695,513.57
Bill	07/26/2018	180726	Bank 7	Loan 1010669	427 · Interest ...		2,370.41	-697,883.98
Bill	07/26/2018	0244-...	O'Reilly Auto Parts		874.46 · Mains...		81.08	-697,965.06
Bill	07/26/2018	62933...	Western Exterminat...	Cust # 15043...	932 · Maintena...		80.00	-698,045.06
Bill	07/27/2018	51788...	ADP		923 · Outside ...		14.00	-698,059.06
Bill	07/27/2018	51791...	ADP		923 · Outside ...		7.00	-698,066.06
Bill Pmt -Check	07/27/2018	ACH	ADP		1107 · Checkin...	14.00		-698,052.06
Bill Pmt -Check	07/27/2018	ACH	ADP		1107 · Checkin...	7.00		-698,045.06
Bill Pmt -Check	07/27/2018	ACH	ADP	Biweekly / Fie...	1107 · Checkin...	3,419.71		-694,625.35
Bill Pmt -Check	07/27/2018	Transfer	United Healthcare	Customer # 4...	1107 · Checkin...	8,941.53		-685,683.82
Bill Pmt -Check	07/27/2018	Transfer	United Healthcare	Customer # 5...	1107 · Checkin...	28,447.99		-657,235.83

Navitas Utility Corporation
General Ledger
As of December 31, 2018

Type	Date	Num	Name	Memo	Split	Debit	Credit	Balance
Bill	07/27/2018	0931 ...	Knox Oklahoma Re...		925 · I/D - Safe...		15.00	-657,250.83
Bill	07/27/2018	419662	DirecTV	Account # 03...	6120 · Comm ...		138.98	-657,389.81
Bill	07/27/2018	51829...	ADP		923 · Outside ...		249.65	-657,639.46
Bill	07/27/2018	92068...	ADP		923 · Outside ...		49.95	-657,689.41
Bill	07/27/2018	88977...	Quill	Account # C2...	6140 · Office c...		685.35	-658,374.76
Bill	07/28/2018	854621	DirecTV	Account # 08...	6120 · Comm ...		63.99	-658,438.75
Bill	07/28/2018	15744...	United Rentals, Inc.	Customer: 13...	887.46 · Maint...		2,988.99	-661,427.74
Bill	07/30/2018	18073...	ADP	Salary payroll ...	5100 · Services		30,735.52	-692,163.26
Bill	07/30/2018	25225	Element Fire & Safety		925 · I/D - Safe...		63.00	-692,226.26
Bill Pmt -Check	07/30/2018	8157	IPFS Corporation	Account # TX...	1107 · Checkin...	5,348.65		-686,877.61
Bill	07/30/2018	32896...	CenterPoint Energy ...	Customer ID: ...	-SPLIT-		593.70	-687,471.31
Bill	07/30/2018	294108	Harold's Auto Supply	Acct # 3530	874.46 · Mains...		41.35	-687,512.66
Bill	07/30/2018	180730	Stephens Co. Rural ...	Account A-04...	903.46 · Custo...		35.00	-687,547.66
Bill	07/30/2018	180730	Velma Public Works...		-SPLIT-		107.00	-687,654.66
Bill	07/30/2018	4008 ...	Cintas Corporation #...	Acct # 35084	923.16 · Outsi...		27.69	-687,682.35
Bill	07/31/2018	1807N...	Navitas 1, LLC		1499 · Contrac...		10,080.00	-697,762.35
Bill	07/31/2018	180731	England Ford Inc	2018 Ford F-2...	-SPLIT-	0.00		-697,762.35
Credit	07/31/2018		Navitas 1, LLC		2899 · Prepaid...	10,000.00		-687,762.35
Bill	07/31/2018	180731	American Interstate ...	Policy AVWC...	924 · Insurance		1,842.83	-689,605.18
Bill Pmt -Check	07/31/2018	Transfer	ADP	Salary payroll ...	1107 · Checkin...	20,226.86		-669,378.32
Bill Pmt -Check	07/31/2018	Transfer	ADP	Salary payroll ...	1107 · Checkin...	8,875.05		-660,503.27
Bill	07/31/2018	18073...	Natural Gas Pipeline...	Acct # 5319 / ...	-SPLIT-		495.94	-660,999.21
Bill	07/31/2018	69	TDH Construction		-SPLIT-		1,380.00	-662,379.21
Bill	07/31/2018	11045...	EGW Utilities, Inc.	Customer ID ...	874.46 · Mains...		727.59	-663,106.80
Bill	07/31/2018	1867	Professional Compli...		925 · I/D - Safe...		160.00	-663,266.80
Bill	07/31/2018	18062	Russmar Utility Man...		887.15 · Maint...		1,000.00	-664,266.80
Bill	07/31/2018	18-1253	Southeastern Diagn...		925 · I/D - Safe...		55.00	-664,321.80
Bill	07/31/2018	180731	Farmers Coop Mill &...		427 · Interest ...		0.50	-664,322.30
Bill	07/31/2018	80161...	Duncan Builders Su...	Customer Nu...	427 · Interest ...		192.92	-664,515.22
Bill	07/31/2018	180731	R & R Water /Culligan	Account # 22...	6230 · Utilities		60.42	-664,575.64
Bill	07/31/2018	180731	Equity Exchange	Account # 35...	6242 · Fuel		3,046.09	-667,621.73
Bill	07/31/2018	180731	Motley Gin, Inc.	Account ID: N...	921.46 · Office...		410.76	-668,032.49
Bill	07/31/2018	80772...	One Call Concepts, ...	Acct # NAVIT01	925 · I/D - Safe...		0.50	-668,032.99
Bill	07/31/2018	180731	First Volunteer Bank		6320 · Bank fees		16.50	-668,049.49
Bill	07/31/2018	18073...	CKenergy Electric C...	Account: 592...	6230 · Utilities		344.00	-668,393.49
Bill	07/31/2018	99552...	Airgas, Inc.		931 · Rents		16.60	-668,410.09
Bill	07/31/2018	180731	Monday's Stop N Sh...	Fuel Jul	921.46 · Office...		1,888.98	-670,299.07
Bill	07/31/2018	180731	Northfork Electric C...	Acct # 12975...	903.46 · Custo...		46.00	-670,345.07
Bill	07/31/2018	1042	Battery Backup Pow...		6120 · Comm ...		483.69	-670,828.76
Bill	07/31/2018	361	B & W Pipeline	July Transport	804.15 · City G...		13,897.67	-684,726.43
Bill	07/31/2018	362	B & W Pipeline	July Transport	804.15 · City G...		122.62	-684,849.05
Bill	07/31/2018	68025	Brown Ford & Mercu...		874.46 · Mains...		561.86	-685,410.91
Bill	07/31/2018	1807N...	Navitas Communica...		435 · Extraordi...		4,000.00	-689,410.91
Bill	07/31/2018	1807N...	NALLC - gas facilities		851.46 · Sys C...		4,319.10	-693,730.01
Bill	08/01/2018	42136...	United Healthcare	Customer # 5...	926 · Employe...		28,447.99	-722,178.00
Bill	08/01/2018	18080...	Ally	611925685889	-SPLIT-		655.22	-722,833.22
Bill	08/01/2018	180801	Access Cable Televi...	Acct # 09-003...	921.16 · Office...		144.36	-722,977.58
Bill	08/01/2018	180801	IPFS Corporation	Account # TX...	-SPLIT-		5,348.65	-728,326.23
Bill	08/01/2018	206 3...	Sonitrol Orange Cou...	Customer # 3...	932 · Maintena...		141.15	-728,467.38

Navitas Utility Corporation
General Ledger
As of December 31, 2018

Type	Date	Num	Name	Memo	Split	Debit	Credit	Balance
Bill Pmt -Check	08/01/2018	8158	Ally	611925685889	1107 · Checkin...	655.22		-727,812.16
Bill Pmt -Check	08/01/2018	8159	Ford Credit	Account # 56...	1107 · Checkin...	912.53		-726,899.63
Bill Pmt -Check	08/01/2018	8160	GM Financial	Acct # 21100...	1107 · Checkin...	669.98		-726,229.65
Bill Pmt -Check	08/01/2018	8161	Ally	024921495072	1107 · Checkin...	593.55		-725,636.10
Bill Pmt -Check	08/01/2018	8162	Ford Credit	Account # 56...	1107 · Checkin...	1,376.59		-724,259.51
Bill Pmt -Check	08/01/2018	8163	Ally	024923459722	1107 · Checkin...	645.10		-723,614.41
Bill Pmt -Check	08/01/2018	8164	Ally	611927038563	1107 · Checkin...	543.33		-723,071.08
Bill	08/01/2018	18080...	Ally	024923459722	-SPLIT-		3,400.00	-726,471.08
Bill	08/01/2018	18080...	Ally	AN 61192568...	-SPLIT-		6,600.00	-733,071.08
Bill Pmt -Check	08/01/2018	8165	Ally	024923459722	1107 · Checkin...	3,400.00		-729,671.08
Bill Pmt -Check	08/01/2018	8166	Ally	024923459722	1107 · Checkin...	6,600.00		-723,071.08
Bill Pmt -Check	08/01/2018	8167	A New Energy LLC		1107 · Checkin...	2,083.33		-720,987.75
Bill Pmt -Check	08/01/2018	8168	Access Cable Televi...	Acct # 09-003...	1107 · Checkin...	144.36		-720,843.39
Bill Pmt -Check	08/01/2018	8169	Advanced Professio...		1107 · Checkin...	25.00		-720,818.39
Bill Pmt -Check	08/01/2018	8171	Airgas, Inc.		1107 · Checkin...	65.78		-720,752.61
Bill Pmt -Check	08/01/2018	8172	Allegra Printing & Im...		1107 · Checkin...	159.63		-720,592.98
Bill Pmt -Check	08/01/2018	8173	American Interstate ...	Policy AVWC...	1107 · Checkin...	1,842.83		-718,750.15
Bill Pmt -Check	08/01/2018	8174	Bemac Supply	Customer # 6...	1107 · Checkin...	150.09		-718,600.06
Bill Pmt -Check	08/01/2018	8175	Brown Ford & Mercu...		1107 · Checkin...	623.75		-717,976.31
Bill Pmt -Check	08/01/2018	8176	CenterPoint Energy ...	Customer ID: ...	1107 · Checkin...	593.70		-717,382.61
Bill Pmt -Check	08/01/2018	8177	Cintas Corporation #...		1107 · Checkin...	110.76		-717,271.85
Bill Pmt -Check	08/01/2018	8178	Clearwater Enterpris...		1107 · Checkin...	21,000.00		-696,271.85
Bill Pmt -Check	08/01/2018	8179	Element Fire & Safety		1107 · Checkin...	63.00		-696,208.85
Bill Pmt -Check	08/01/2018	8180	Enable Gas Transmi...		1107 · Checkin...	188.84		-696,020.01
Bill Pmt -Check	08/01/2018	8181	Enable Oklahoma In...	Account # 26...	1107 · Checkin...	1,271.00		-694,749.01
Bill Pmt -Check	08/01/2018	8182	England Ford Inc	account 4411...	1107 · Checkin...	50.30		-694,698.71
Bill Pmt -Check	08/01/2018	8183	Farris Bobango Bra...		1107 · Checkin...	1,500.00		-693,198.71
Bill Pmt -Check	08/01/2018	8184	Guardian	Group ID: 00 ...	1107 · Checkin...	290.21		-692,908.50
Bill Pmt -Check	08/01/2018	8185	Harmon Electric Ass...	Account # 50...	1107 · Checkin...	177.40		-692,731.10
Bill Pmt -Check	08/01/2018	8186	Jenkins Oilfield Sup...	Customer Acc...	1107 · Checkin...	1,934.42		-690,796.68
Bill Pmt -Check	08/01/2018	8187	Kentucky Undergrou...	Customer ID: ...	1107 · Checkin...	1.50		-690,795.18
Bill Pmt -Check	08/01/2018	8188	Klint Alexander	April 2018	1107 · Checkin...	1,000.00		-689,795.18
Bill Pmt -Check	08/01/2018	8189	Knox Oklahoma Re...		1107 · Checkin...	15.00		-689,780.18
Bill Pmt -Check	08/01/2018	8190	Legacy Bank		1107 · Checkin...	75.00		-689,705.18
Bill Pmt -Check	08/01/2018	8191	Natural Gas Pipeline...	Acct # 5319 / ...	1107 · Checkin...	494.70		-689,210.48
Bill Pmt -Check	08/01/2018	8192	O'Reilly Auto Parts		1107 · Checkin...	135.25		-689,075.23
Bill Pmt -Check	08/01/2018	8193	Oklahoma Natural G...		1107 · Checkin...	2,831.74		-686,243.49
Bill Pmt -Check	08/01/2018	8194	Petrol Energy, LLC		1107 · Checkin...	7,000.00		-679,243.49
Bill Pmt -Check	08/01/2018	8195	Pioneer Cellular - us...	Account # CN...	1107 · Checkin...	108.35		-679,135.14
Bill Pmt -Check	08/01/2018	8196	Rexnord Industries ...		1107 · Checkin...	184.29		-678,950.85
Bill Pmt -Check	08/01/2018	8197	Sonitrol Orange Cou...	Customer # 3...	1107 · Checkin...	141.15		-678,809.70
Bill Pmt -Check	08/01/2018	8198	Streetmaster, LLC		1107 · Checkin...	1,250.00		-677,559.70
Bill Pmt -Check	08/01/2018	8199	TDH Construction		1107 · Checkin...	1,380.00		-676,179.70
Bill Pmt -Check	08/01/2018	8200	Unifirst Holdings, In...		1107 · Checkin...	562.41		-675,617.29
Bill Pmt -Check	08/01/2018	8201	Unifirst Holdings, In...		1107 · Checkin...	105.46		-675,511.83
Bill Pmt -Check	08/01/2018	8202	Unifirst Holdings, In...		1107 · Checkin...	169.22		-675,342.61
Bill Pmt -Check	08/01/2018	8203	Unifirst Holdings, In...		1107 · Checkin...	101.76		-675,240.85
Bill Pmt -Check	08/01/2018	8204	Unifirst Holdings, In...		1107 · Checkin...	89.11		-675,151.74
Bill Pmt -Check	08/01/2018	8205	Verizon Wireless	Account # 87...	1107 · Checkin...	991.60		-674,160.14

Navitas Utility Corporation
General Ledger
As of December 31, 2018

Type	Date	Num	Name	Memo	Split	Debit	Credit	Balance
Bill Pmt -Check	08/01/2018	8206	Volunteer Trenching		1107 · Checkin...	250.00		-673,910.14
Bill Pmt -Check	08/01/2018	8207	Zee Medical Service...	Account # 2312	1107 · Checkin...	162.15		-673,747.99
Bill Pmt -Check	08/01/2018	8208	Aflac	Accout #: FG...	1107 · Checkin...	458.64		-673,289.35
Bill	08/01/2018		Opal Leach		931 · Rents		250.00	-673,539.35
Bill	08/01/2018		Volunteer Trenching		874.16 · Mains...		250.00	-673,789.35
Bill	08/01/2018	131-1...	Steve Jolley		874.15 · Mains...		2,500.00	-676,289.35
Bill Pmt -Check	08/01/2018	8209	Hudson Country Sto...		1107 · Checkin...	2,395.56		-673,893.79
Bill	08/01/2018	11047...	EGW Utilities, Inc.	Customer ID ...	874.46 · Mains...		601.72	-674,495.51
Bill	08/01/2018	1020 ...	X Stream Services	Account 0023...	6120 · Comm ...		376.90	-674,872.41
Bill Pmt -Check	08/01/2018	8210	Haskell County Wat...	Acc # 10-1240	1107 · Checkin...	18.00		-674,854.41
Bill Pmt -Check	08/01/2018	8211	Ochelata Utility Auth...	Account 1129	1107 · Checkin...	145.25		-674,709.16
Bill Pmt -Check	08/01/2018	8212	X Stream Services	0013081	1107 · Checkin...	376.90		-674,332.26
Bill	08/01/2018	180801	Red River Valley Ru...	Account # 19...	855.46 · Other ...		37.52	-674,369.78
Bill	08/01/2018	10481...	Time Warner Cable	Account # 84...	6120 · Comm ...		464.91	-674,834.69
Bill	08/01/2018	10481...	Time Warner Cable	Account # 84...	6120 · Comm ...		179.99	-675,014.68
Bill	08/01/2018	180801	Totah Communicati...	account # 7460	921.46 · Office...		279.70	-675,294.38
Bill	08/01/2018	99554...	Airgas, Inc.		931 · Rents		68.88	-675,363.26
Bill	08/01/2018	2786	Full Spectrum Servi...		932 · Maintena...		200.00	-675,563.26
Bill	08/01/2018		United Healthcare	Customer # 4...	926 · Employe...		8,941.53	-684,504.79
Bill	08/01/2018	1808N...	Navitas Communica...		435 · Extraordi...		2,000.00	-686,504.79
Bill	08/02/2018	90221...	Quill	Account # C2...	6140 · Office c...		200.54	-686,705.33
Bill	08/02/2018	16495...	Duncan Builders Su...	Customer Nu...	874.46 · Mains...		2,238.30	-688,943.63
Bill	08/02/2018	294372	Harold's Auto Supply	Acct # 3530	874.46 · Mains...		38.39	-688,982.02
Bill	08/02/2018	4952	Quinton Parts Supply	pay to Timoth...	874.46 · Mains...		41.38	-689,023.40
Bill	08/03/2018	18080...	ADP		923 · Outside ...		101.95	-689,125.35
Bill	08/03/2018	18080...	ADP		923 · Outside ...		335.89	-689,461.24
Bill Pmt -Check	08/03/2018	Transfer	ADP		1107 · Checkin...	101.95		-689,359.29
Bill Pmt -Check	08/03/2018	Transfer	ADP		1107 · Checkin...	335.89		-689,023.40
Bill Pmt -Check	08/03/2018	Transfer	ADP		1107 · Checkin...	249.65		-688,773.75
Bill Pmt -Check	08/03/2018	Transfer	ADP	Salary payroll ...	1107 · Checkin...	1,633.61		-687,140.14
Bill	08/03/2018		Legacy Bank		6320 · Bank fees		75.00	-687,215.14
Bill	08/03/2018		Streetmaster, LLC		920 · Administr...		1,250.00	-688,465.14
Bill Pmt -Check	08/03/2018	Transfer	ADP		1107 · Checkin...	49.95		-688,415.19
Bill	08/03/2018	TR-53...	Enable Gas Transmi...	Account # 26...	804.28 · City G...		8,179.06	-696,594.25
Bill	08/03/2018	180803	CenterPoint Energy	7257756-2	804.46 · City G...		27.28	-696,621.53
Bill	08/03/2018	180803	The Town of Grace...		903.46 · Custo...		75.00	-696,696.53
Bill	08/03/2018	4008 ...	Cintas Corporation #...	Acct # 35084	923.16 · Outsi...		27.69	-696,724.22
Bill	08/03/2018	3779 ...	Terminix Processing...	Cust # 7479088	932 · Maintena...		57.00	-696,781.22
Bill	08/03/2018	180803	Pitney Bowes	Account # 00...	931 · Rents		400.00	-697,181.22
Bill	08/03/2018	4957	Quinton Parts Supply	pay to Timoth...	874.46 · Mains...		19.55	-697,200.77
Bill	08/04/2018	180804	Cotton Electric Coop...	Acc # 270660...	903.46 · Custo...		174.94	-697,375.71
Bill	08/05/2018	18080...	Ally	024923459722	-SPLIT-		645.10	-698,020.81
Bill	08/05/2018	18050...	Ally	611927038563	-SPLIT-		543.33	-698,564.14
Bill	08/05/2018	18080...	GM Financial	Acct # 21100...	-SPLIT-		669.98	-699,234.12
Bill	08/05/2018	18080...	Ford Credit	Account # 56...	-SPLIT-		912.53	-700,146.65
Bill	08/05/2018	18073...	Ford Credit	Account # 56...	-SPLIT-		1,376.59	-701,523.24
Bill	08/05/2018	180805	Pioneer Cellular - us...	Account # CN...	921.46 · Office...		93.71	-701,616.95
Bill	08/06/2018	180806	5100 Steven Yearw...	CDL License f...	887.46 · Maint...		85.00	-701,701.95
Bill	08/06/2018	180806	5100 Trenton Pearcy		874.46 · Mains...		85.00	-701,786.95

Navitas Utility Corporation
General Ledger
As of December 31, 2018

Type	Date	Num	Name	Memo	Split	Debit	Credit	Balance
Bill	08/06/2018	70-TN...	Southern Star Centr...		804.46 · City G...		10,570.01	-712,356.96
Bill	08/06/2018	180806	Jellico Electric & Wa...	Account # 00...	903.16 · Custo...		131.30	-712,488.26
Bill	08/07/2018	18080...	ADP	Biweekly / Fie...	-SPLIT-		39,452.14	-751,940.40
Bill Pmt -Check	08/07/2018	Transfer	ADP	Biweekly / Fie...	1107 · Checkin...	26,520.86		-725,419.54
Bill Pmt -Check	08/07/2018	Transfer	ADP	Biweekly / Fie...	1107 · Checkin...	9,828.69		-715,590.85
Bill Pmt -Check	08/07/2018	8213	5100 Colin Ratowski		1107 · Checkin...	6.46		-715,584.39
Bill Pmt -Check	08/07/2018	8214	5100 Steven Yearw...	CDL License f...	1107 · Checkin...	85.00		-715,499.39
Bill Pmt -Check	08/07/2018	8215	5100 Trenton Pearcy		1107 · Checkin...	85.00		-715,414.39
Bill Pmt -Check	08/07/2018	8216	CenterPoint Energy		1107 · Checkin...	120.57		-715,293.82
Bill Pmt -Check	08/07/2018	8217	CKenergy Electric C...	Account: 592...	1107 · Checkin...	467.00		-714,826.82
Bill Pmt -Check	08/07/2018	8218	DirecTV		1107 · Checkin...	202.97		-714,623.85
Bill Pmt -Check	08/07/2018	8219	First Volunteer Bank		1107 · Checkin...	16.50		-714,607.35
Bill Pmt -Check	08/07/2018	8220	Mesa Consolidated ...	VOID: Acc # ...	1107 · Checkin...	0.00		-714,607.35
Bill Pmt -Check	08/07/2018	8221	One Call Concepts, ...	Acct # NAVIT01	1107 · Checkin...	0.50		-714,606.85
Bill Pmt -Check	08/07/2018	8222	Prince Plumbing LLC		1107 · Checkin...	43.18		-714,563.67
Bill Pmt -Check	08/07/2018	8223	Professional Compli...		1107 · Checkin...	160.00		-714,403.67
Bill Pmt -Check	08/07/2018	8224	Public Service Co.		1107 · Checkin...	361.40		-714,042.27
Bill Pmt -Check	08/07/2018	8225	R & R Water /Culligan	Account # 22...	1107 · Checkin...	60.42		-713,981.85
Bill Pmt -Check	08/07/2018	8226	Red River Valley Ru...	Account # 19...	1107 · Checkin...	37.52		-713,944.33
Bill Pmt -Check	08/07/2018	8227	Southeastern Diagn...		1107 · Checkin...	55.00		-713,889.33
Bill Pmt -Check	08/07/2018	8228	Enbridge/Spectra E...	Account # 29...	1107 · Checkin...	1,682.15		-712,207.18
Bill Pmt -Check	08/07/2018	8229	Stephens Co. Rural ...	Account A-04...	1107 · Checkin...	35.00		-712,172.18
Bill Pmt -Check	08/07/2018	8230	Terminix Processing...	Cust # 7479088	1107 · Checkin...	57.00		-712,115.18
Bill Pmt -Check	08/07/2018	8231	The Town of Grace...		1107 · Checkin...	75.00		-712,040.18
Bill Pmt -Check	08/07/2018	8232	Time Warner Cable		1107 · Checkin...	644.90		-711,395.28
Bill Pmt -Check	08/07/2018	8233	Totah Communicati...	account # 7460	1107 · Checkin...	279.70		-711,115.58
Bill Pmt -Check	08/07/2018	8234	Town of Eakly		1107 · Checkin...	229.68		-710,885.90
Bill Pmt -Check	08/07/2018	8235	US Cellular	Account # 84...	1107 · Checkin...	401.51		-710,484.39
Bill Pmt -Check	08/07/2018	8236	Velma Public Works...		1107 · Checkin...	107.00		-710,377.39
Bill	08/07/2018	TR-53...	Enable Gas Transmi...	Account # 26...	804.46 · City G...		2,431.39	-712,808.78
Bill Pmt -Check	08/07/2018	8237	CKenergy Electric C...	Account: 592...	1107 · Checkin...	344.00		-712,464.78
Bill Pmt -Check	08/07/2018	8238	Jellico Electric & Wa...	Account # 00...	1107 · Checkin...	131.30		-712,333.48
Bill Pmt -Check	08/07/2018	8239	Oklahoma Corporati...	pipeline safet...	1107 · Checkin...	11,555.36		-700,778.12
Bill Pmt -Check	08/07/2018	8240	Pioneer Cellular - us...	Account # CN...	1107 · Checkin...	93.71		-700,684.41
Bill Pmt -Check	08/07/2018	8242	Clearwater Enterpris...	Financial Mon...	1107 · Checkin...	9,000.00		-691,684.41
Bill Pmt -Check	08/07/2018	8243	Petrol Energy, LLC		1107 · Checkin...	4,000.00		-687,684.41
Bill	08/07/2018	180807	Optum	Account # 3Y...	-SPLIT-		330.00	-688,014.41
Bill	08/08/2018	2592	Blue Otter Solutions...		925 · I/D - Safe...		3,260.34	-691,274.75
Bill	08/08/2018	11082...	Isco Industries, LLC		-SPLIT-		18,814.66	-710,089.41
Bill	08/08/2018	18080...	Public Service Co.	Account # 95...	903.46 · Custo...		26.96	-710,116.37
Bill	08/08/2018	475902	Valir Physical Therapy		925 · I/D - Safe...		50.00	-710,166.37
Bill	08/08/2018	4980	Quinton Parts Supply	pay to Timoth...	874.46 · Mains...		14.66	-710,181.03
Bill	08/09/2018	TR-57...	Enable Oklahoma In...	Account # 26...	804.46 · City G...		1,063.00	-711,244.03
Bill	08/09/2018	TR-57...	Enable Oklahoma In...	Account # 26...	804.46 · City G...		1,236.00	-712,480.03
Bill	08/09/2018	163	Petrol Energy, LLC		-SPLIT-		30,922.41	-743,402.44
Bill	08/09/2018	180809	AT&T Mobility	Account # 28...	921.46 · Office...		545.76	-743,948.20
Bill	08/09/2018	18080...	Public Service Co.	Account # 95...	903.46 · Custo...		43.62	-743,991.82
Bill	08/09/2018	27390	Tennessee One-Call...		925 · I/D - Safe...		450.00	-744,441.82
Bill	08/09/2018	134763	England Ford Inc	account 4411...	874.46 · Mains...		112.14	-744,553.96

Navitas Utility Corporation
General Ledger
As of December 31, 2018

Type	Date	Num	Name	Memo	Split	Debit	Credit	Balance
Bill	08/09/2018	58032	England Ford Inc	account 4411...	874.46 · Mains...		42.89	-744,596.85
Bill	08/09/2018	134779	England Ford Inc	account 4411...	874.46 · Mains...		197.97	-744,794.82
Bill	08/10/2018	51888...	ADP		923 · Outside ...		192.65	-744,987.47
Bill Pmt -Check	08/10/2018	Transfer	ADP		1107 · Checkin...	192.65		-744,794.82
Bill Pmt -Check	08/10/2018	Transfer	ADP	Biweekly / Fie...	1107 · Checkin...	3,102.59		-741,692.23
Bill	08/10/2018	51903...	ADP		923 · Outside ...		246.80	-741,939.03
Bill	08/10/2018	180810	SoCal Gas	Account # 10...	6230 · Utilities		1.03	-741,940.06
Bill	08/10/2018	180810	Southern California ...	Customer acc...	6230 · Utilities		688.96	-742,629.02
Bill	08/10/2018	180810	Ron Comingdeer & ...		923.46 · Outsi...		2,083.00	-744,712.02
Bill	08/10/2018	18310	Bayou Engineering ...		874.46 · Mains...		3,106.06	-747,818.08
Bill	08/10/2018	4008 ...	Cintas Corporation #...	Acct # 35084	923.16 · Outsi...		27.69	-747,845.77
Bill	08/13/2018	18081...	ADP	Salary payroll ...	5100 · Services		30,676.48	-778,522.25
Bill	08/13/2018	1807 ...	Enbridge/Spectra E...	Account # 29...	804.15 · City G...		1,680.78	-780,203.03
Bill Pmt -Check	08/13/2018	8241	Bank 7	Loan 1010669	1107 · Checkin...	2,370.41		-777,832.62
Bill	08/13/2018	32736	Keystone-Beard Eq...		874.46 · Mains...		125.38	-777,958.00
Bill	08/13/2018	135543	Delgasco, Inc.	Account # 16...	804.16 · City G...		3,685.50	-781,643.50
Bill	08/13/2018	10089...	Clearwater Enterpris...	Financial Mon...	804.46 · City G...		4,957.66	-786,601.16
Bill	08/13/2018	180813	Windstream	Account # 04...	921.46 · Office...		326.11	-786,927.27
Bill	08/13/2018	180813	F & M Bank	Loan 999500...	-SPLIT-		630.87	-787,558.14
Bill	08/13/2018	180.00	WT&C Corporate S...	Navitas KY N...	6410 · Lic, per...		150.00	-787,708.14
Bill	08/13/2018	180813	Mesa Consolidated ...	Acc # 045127...	6230 · Utilities		60.47	-787,768.61
Bill Pmt -Check	08/14/2018	Transfer	ADP	Salary payroll ...	1107 · Checkin...	20,680.33		-767,088.28
Bill Pmt -Check	08/14/2018	Transfer	ADP	Salary payroll ...	1107 · Checkin...	8,362.54		-758,725.74
Bill Pmt -Check	08/14/2018	8244	Clearwater Enterpris...	Financial Mon...	1107 · Checkin...	9,000.00		-749,725.74
Bill Pmt -Check	08/14/2018	8245	Petrol Energy, LLC		1107 · Checkin...	4,000.00		-745,725.74
Bill	08/14/2018	10089...	Clearwater Enterpris...	Financial Mon...	804.46 · City G...		65,338.05	-811,063.79
Bill	08/14/2018	180814	Liberty Mutual Insur...	Account # 40...	924 · Insurance		4,097.69	-815,161.48
Bill	08/14/2018	18081...	Oklahoma Natural G...	Account # 21...	804.46 · City G...		1,048.96	-816,210.44
Bill	08/14/2018	18081...	Oklahoma Natural G...	Account # 21...	804.46 · City G...		144.87	-816,355.31
Bill	08/14/2018	18081...	Oklahoma Natural G...	Account # 21...	804.46 · City G...		453.91	-816,809.22
Bill	08/14/2018	18081...	Oklahoma Natural G...	Account # 21...	804.46 · City G...		135.85	-816,945.07
Bill	08/14/2018	18081...	Oklahoma Natural G...	Account # 21...	804.46 · City G...		549.69	-817,494.76
Bill	08/14/2018	18081...	Oklahoma Natural G...	Account # 21...	804.46 · City G...		158.47	-817,653.23
Bill	08/14/2018	18081...	Oklahoma Natural G...	Account # 21...	804.46 · City G...		379.92	-818,033.15
Bill Pmt -Check	08/15/2018	8246	AT&T Mobility	287021588346	1107 · Checkin...	545.76		-817,487.39
Bill Pmt -Check	08/15/2018	8247	B & B Meter Service		1107 · Checkin...	5,366.00		-812,121.39
Bill Pmt -Check	08/15/2018	8248	B & W Pipeline		1107 · Checkin...	14,223.02		-797,898.37
Bill Pmt -Check	08/15/2018	8249	Battery Backup Pow...		1107 · Checkin...	1,031.21		-796,867.16
Bill Pmt -Check	08/15/2018	8250	Cart Farm & Home ...		1107 · Checkin...	5.49		-796,861.67
Bill Pmt -Check	08/15/2018	8251	Cintas Corporation #...	Acct # 35084	1107 · Checkin...	27.69		-796,833.98
Bill Pmt -Check	08/15/2018	8252	Delgasco, Inc.	Account # 16...	1107 · Checkin...	4,398.10		-792,435.88
Bill Pmt -Check	08/15/2018	8253	Don Hardy Fuel Effi...		1107 · Checkin...	7,580.00		-784,855.88
Bill Pmt -Check	08/15/2018	8254	Duncan Builders Su...	Customer Nu...	1107 · Checkin...	5,861.40		-778,994.48
Bill Pmt -Check	08/15/2018	8255	E & S Oil Company		1107 · Checkin...	12.00		-778,982.48
Bill Pmt -Check	08/15/2018	8256	EGW Utilities, Inc.		1107 · Checkin...	1,824.34		-777,158.14
Bill Pmt -Check	08/15/2018	8257	Enable Gas Transmi...		1107 · Checkin...	2,116.21		-775,041.93
Bill Pmt -Check	08/15/2018	8258	Enable Oklahoma In...	Account # 26...	1107 · Checkin...	1,271.00		-773,770.93
Bill Pmt -Check	08/15/2018	8259	England Ford Inc	account 4411...	1107 · Checkin...	70.88		-773,700.05
Bill Pmt -Check	08/15/2018	8260	Farmers Coop Mill &...		1107 · Checkin...	10.74		-773,689.31

Navitas Utility Corporation
General Ledger
As of December 31, 2018

Type	Date	Num	Name	Memo	Split	Debit	Credit	Balance
Bill Pmt -Check	08/15/2018	8261	Full Spectrum Servi...		1107 · Checkin...	200.00		-773,489.31
Bill Pmt -Check	08/15/2018	8262	Sparta Energy	April Production	1107 · Checkin...	16,574.40		-756,914.91
Bill Pmt -Check	08/15/2018	8263	Grainger	Account # 84...	1107 · Checkin...	43.69		-756,871.22
Bill Pmt -Check	08/15/2018	8264	Harold's Auto Supply	Acct # 3530	1107 · Checkin...	41.35		-756,829.87
Bill Pmt -Check	08/15/2018	8265	Isco Industries, LLC		1107 · Checkin...	3,737.39		-753,092.48
Bill Pmt -Check	08/15/2018	8266	Jenkins Oilfield Sup...		1107 · Checkin...	400.51		-752,691.97
Bill Pmt -Check	08/15/2018	8267	Keystone-Beard Eq...		1107 · Checkin...	801.38		-751,890.59
Bill Pmt -Check	08/15/2018	8268	Legacy Bank		1107 · Checkin...	75.00		-751,815.59
Bill Pmt -Check	08/15/2018	8269	Locke Supply		1107 · Checkin...	358.44		-751,457.15
Bill Pmt -Check	08/15/2018	8270	Monday's Stop N Sh...	Fuel Jul	1107 · Checkin...	1,888.98		-749,568.17
Bill Pmt -Check	08/15/2018	8271	Motley Gin, Inc.	Account ID: N...	1107 · Checkin...	410.76		-749,157.41
Bill Pmt -Check	08/15/2018	8272	Natural Gas Pipeline...	Acct # 5319 / ...	1107 · Checkin...	1.24		-749,156.17
Bill Pmt -Check	08/15/2018	8273	O'Reilly Auto Parts		1107 · Checkin...	125.73		-749,030.44
Bill Pmt -Check	08/15/2018	8274	Opal Leach		1107 · Checkin...	250.00		-748,780.44
Bill Pmt -Check	08/15/2018	8275	Pipeline Regulatory ...		1107 · Checkin...	2,350.00		-746,430.44
Bill Pmt -Check	08/15/2018	8276	Pitney Bowes	Account # 00...	1107 · Checkin...	400.00		-746,030.44
Bill Pmt -Check	08/15/2018	8277	Public Service Co.		1107 · Checkin...	70.58		-745,959.86
Bill Pmt -Check	08/15/2018	8278	Quinton Parts Supply	pay to Timoth...	1107 · Checkin...	17.27		-745,942.59
Bill Pmt -Check	08/15/2018	8279	R&R Tire Shop		1107 · Checkin...	467.00		-745,475.59
Bill Pmt -Check	08/15/2018	8280	SoCal Gas	VOID: Accou...	1107 · Checkin...	0.00		-745,475.59
Bill Pmt -Check	08/15/2018	8281	Southern California ...	Customer acc...	1107 · Checkin...	688.96		-744,786.63
Bill Pmt -Check	08/15/2018	8282	Southern Star Centr...		1107 · Checkin...	10,221.93		-734,564.70
Bill Pmt -Check	08/15/2018	8283	Steve Jolley		1107 · Checkin...	2,500.00		-732,064.70
Bill Pmt -Check	08/15/2018	8284	Tate Boy's Tire & Se...		1107 · Checkin...	42.87		-732,021.83
Bill Pmt -Check	08/15/2018	8285	Tennessee Press S...		1107 · Checkin...	703.06		-731,318.77
Bill Pmt -Check	08/15/2018	8286	Terminix Processing...	Cust # 7479088	1107 · Checkin...	57.00		-731,261.77
Bill Pmt -Check	08/15/2018	8287	Unifirst Holdings, In...		1107 · Checkin...	798.24		-730,463.53
Bill Pmt -Check	08/15/2018	8288	Unifirst Holdings, In...		1107 · Checkin...	150.07		-730,313.46
Bill Pmt -Check	08/15/2018	8289	Unifirst Holdings, In...		1107 · Checkin...	232.20		-730,081.26
Bill Pmt -Check	08/15/2018	8290	Unifirst Holdings, In...		1107 · Checkin...	145.44		-729,935.82
Bill Pmt -Check	08/15/2018	8291	Unifirst Holdings, In...		1107 · Checkin...	89.52		-729,846.30
Bill Pmt -Check	08/15/2018	8292	United Rentals, Inc.		1107 · Checkin...	6,863.17		-722,983.13
Bill Pmt -Check	08/15/2018	8293	Valir Physical Therapy		1107 · Checkin...	50.00		-722,933.13
Bill Pmt -Check	08/15/2018	8294	Volunteer Trenching		1107 · Checkin...	250.00		-722,683.13
Bill Pmt -Check	08/15/2018	8295	Western Exterminat...	Cust # 15043...	1107 · Checkin...	80.00		-722,603.13
Bill	08/15/2018	HC11...	H & C Services and ...		874.46 · Mains...		126.93	-722,730.06
Bill	08/15/2018	169624	Farris Bobango Bra...		923.16 · Outsi...		1,500.00	-724,230.06
Bill	08/16/2018	180816	Guardian	Group ID: 00 ...	924 · Insurance		262.95	-724,493.01
Bill	08/16/2018	15797...	United Rentals, Inc.	Customer: 13...	887.46 · Maint...		854.73	-725,347.74
Bill	08/16/2018	93964...	Quill	Account # C2...	6140 · Office c...		131.87	-725,479.61
Bill	08/16/2018	295183	Harold's Auto Supply	Acct # 3530	874.46 · Mains...		33.73	-725,513.34
Bill	08/16/2018	180816	Haskell County Wat...	Acc # 10-1240	903.46 · Custo...		18.00	-725,531.34
Bill Pmt -Check	08/17/2018	Transfer	ADP	Salary payroll ...	1107 · Checkin...	1,633.61		-723,897.73
Bill Pmt -Check	08/17/2018	Transfer	ADP		1107 · Checkin...	246.80		-723,650.93
Bill	08/17/2018	217 6...	Tate Boy's Tire & Se...		874.46 · Mains...		39.50	-723,690.43
Bill	08/17/2018	4008 ...	Cintas Corporation #...	Acct # 35084	923.16 · Outsi...		27.69	-723,718.12
Bill	08/18/2018	98130...	Verizon Wireless	Account # 87...	921.16 · Office...		832.92	-724,551.04
Bill	08/18/2018	2006 ...	Kentucky Undergrou...	Customer ID: ...	925 · I/D - Safe...		6.00	-724,557.04
Bill	08/19/2018	18090...	Ford Credit	Account # 56...	-SPLIT-		1,050.05	-725,607.09

Navitas Utility Corporation
General Ledger
As of December 31, 2018

Type	Date	Num	Name	Memo	Split	Debit	Credit	Balance
Bill	08/20/2018	18082...	ADP	Biweekly / Fie...	-SPLIT-		38,599.47	-764,206.56
Bill	08/20/2018	51947...	ADP		923 · Outside ...		199.65	-764,406.21
Bill	08/20/2018	51946...	ADP		923 · Outside ...		14.00	-764,420.21
Bill	08/20/2018	180820	Pioneer Cellular - us...	Account # CN...	921.46 · Office...		108.35	-764,528.56
Bill	08/20/2018	32845	Keystone-Beard Eq...		874.46 · Mains...		21.60	-764,550.16
Bill	08/20/2018	S0200...	OCT Equipment LLC		874.46 · Mains...		60.77	-764,610.93
Bill	08/20/2018	134990	England Ford Inc	account 4411...	874.46 · Mains...		64.41	-764,675.34
Bill	08/20/2018	02651...	US Cellular	Account # 84...	921.46 · Office...		401.51	-765,076.85
Bill	08/20/2018	180820	Velma Public Works...		-SPLIT-		100.00	-765,176.85
Bill Pmt -Check	08/21/2018	8296	Airgas, Inc.		1107 · Checkin...	85.48		-765,091.37
Bill Pmt -Check	08/21/2018	8297	Blue Otter Solutions...		1107 · Checkin...	3,260.34		-761,831.03
Bill Pmt -Check	08/21/2018	8298	Clearwater Enterpris...	Financial Mon...	1107 · Checkin...	12,166.09		-749,664.94
Bill Pmt -Check	08/21/2018	8299	Equity Exchange	Account # 35...	1107 · Checkin...	3,046.09		-746,618.85
Bill Pmt -Check	08/21/2018	8300	Farmers Coop Mill &...		1107 · Checkin...	0.50		-746,618.35
Bill Pmt -Check	08/21/2018	8301	Petrol Energy, LLC		1107 · Checkin...	15,800.56		-730,817.79
Bill Pmt -Check	08/21/2018	8302	Quill		1107 · Checkin...	885.89		-729,931.90
Bill Pmt -Check	08/21/2018	8303	Ron Comingdeer & ...		1107 · Checkin...	2,083.00		-727,848.90
Bill Pmt -Check	08/21/2018	8304	Tim Wise		1107 · Checkin...	5,528.00		-722,320.90
Bill Pmt -Check	08/21/2018	Transfer	ADP	Biweekly / Fie...	1107 · Checkin...	26,079.74		-696,241.16
Bill Pmt -Check	08/21/2018	Transfer	ADP	Biweekly / Fie...	1107 · Checkin...	9,354.03		-686,887.13
Bill Pmt -Check	08/21/2018	8305	Cotton Electric Coop...	Acc # 270660...	1107 · Checkin...	174.94		-686,712.19
Bill Pmt -Check	08/21/2018	8306	Mesa Consolidated ...		1107 · Checkin...	63.11		-686,649.08
Bill Pmt -Check	08/21/2018	8307	Oklahoma Natural G...		1107 · Checkin...	2,871.67		-683,777.41
Bill Pmt -Check	08/21/2018	8308	Pioneer Cellular - us...	Account # CN...	1107 · Checkin...	108.35		-683,669.06
Bill Pmt -Check	08/21/2018	8309	Tennessee One-Call...		1107 · Checkin...	450.00		-683,219.06
Bill Pmt -Check	08/21/2018	8310	Western Exterminat...	Cust # 15043...	1107 · Checkin...	80.00		-683,139.06
Bill Pmt -Check	08/21/2018	8311	Windstream	Account # 04...	1107 · Checkin...	326.11		-682,812.95
Bill	08/21/2018	15809...	United Rentals, Inc.	Customer: 13...	887.28 · Maint...		1,024.58	-683,837.53
Bill	08/21/2018	51	Sparta Energy	July Production	804.15 · City G...		19,191.56	-703,029.09
Bill	08/21/2018	35156...	Locke Supply		874.46 · Mains...		115.87	-703,144.96
Bill	08/21/2018	18082...	Public Service Co.		-SPLIT-		42.76	-703,187.72
Bill	08/21/2018	18082...	Public Service Co.	Account # 95...	-SPLIT-		130.49	-703,318.21
Bill	08/21/2018	42463...	Continental Industrie...		-SPLIT-		3,031.06	-706,349.27
Bill	08/21/2018	180821	Harmon Electric Ass...	Account # 50...	903.46 · Custo...		193.47	-706,542.74
Bill	08/21/2018	180821	Stephens Co. Rural ...	Account A-04...	903.46 · Custo...		35.00	-706,577.74
Bill	08/21/2018	18082...	Town of Eakly	Account # 1019	-SPLIT-		124.20	-706,701.94
Bill	08/21/2018	18082...	Town of Eakly	Account # 1019	-SPLIT-		18.00	-706,719.94
Bill	08/22/2018	180822	Ochelata Utility Auth...	Account 1129	903.46 · Custo...		149.25	-706,869.19
Bill	08/22/2018	180822	Oklahoma Natural G...	Acc # 212809...	903.46 · Custo...		21.59	-706,890.78
Bill	08/22/2018	42464...	Continental Industrie...		-SPLIT-		551.51	-707,442.29
Credit	08/22/2018	180511	Continental Industrie...		1408 · Prepaid...	1,989.93		-705,452.36
Bill	08/22/2018	Q219 ...	Oklahoma Corporati...	Q219 Fee ass...	-SPLIT-		1,795.78	-707,248.14
Bill	08/22/2018	180822	ReadyRefresh	Account # 00...	6230 · Utilities		48.35	-707,296.49
Bill	08/23/2018	HC11...	H & C Services and ...		874.46 · Mains...		35.03	-707,331.52
Bill	08/23/2018	18082...	Public Service Co.	Account # 95...	-SPLIT-		148.39	-707,479.91
Bill Pmt -Check	08/24/2018	Transfer	ADP		1107 · Checkin...	14.00		-707,465.91
Bill Pmt -Check	08/24/2018	Transfer	ADP		1107 · Checkin...	199.65		-707,266.26
Bill Pmt -Check	08/24/2018	Transfer	ADP	Biweekly / Fie...	1107 · Checkin...	3,165.70		-704,100.56
Bill Pmt -Check	08/24/2018	8312	F & M Bank	Loan 999500...	1107 · Checkin...	630.87		-703,469.69

Navitas Utility Corporation
General Ledger
As of December 31, 2018

Type	Date	Num	Name	Memo	Split	Debit	Credit	Balance
Bill Pmt -Check	08/24/2018	8313	IPFS Corporation	Account # TX...	1107 · Checkin...	5,348.65		-698,121.04
Bill Pmt -Check	08/24/2018	8314	EGW Utilities, Inc.		1107 · Checkin...	1,106.70		-697,014.34
Bill Pmt -Check	08/24/2018	8315	Duncan Builders Su...	Customer Nu...	1107 · Checkin...	7,000.00		-690,014.34
Bill	08/24/2018	52001...	ADP		923 · Outside ...		49.95	-690,064.29
Bill	08/24/2018	51991...	ADP		923 · Outside ...		249.65	-690,313.94
Bill	08/24/2018	4009 ...	Cintas Corporation #...	Acct # 35084	923.16 · Outsi...		27.69	-690,341.63
Bill	08/24/2018	180831	ADP		923 · Outside ...		99.35	-690,440.98
Bill	08/24/2018	0219-...	O'Reilly Auto Parts		874.46 · Mains...		5.65	-690,446.63
Bill	08/24/2018	96340...	Quill	Account # C2...	6140 · Office c...		118.07	-690,564.70
Bill	08/24/2018	96459...	Quill	Account # C2...	6140 · Office c...		62.13	-690,626.83
Bill	08/24/2018	135083	England Ford Inc	account 4411...	874.46 · Mains...		182.87	-690,809.70
Bill	08/25/2018	980462	Aflac	Accout #: FG...	926 · Employe...		458.64	-691,268.34
Bill	08/25/2018	180825	Klint Alexander	July 2018	-SPLIT-		1,000.00	-692,268.34
Bill	08/26/2018	96950...	Quill	Account # C2...	6140 · Office c...		371.51	-692,639.85
Credit	08/27/2018	TR-53...	Enable Gas Transmi...	Account # 26...	804.28 · City G...	826.75		-691,813.10
Bill	08/27/2018	18082...	5100 Noelle Ward	Parking - Lon...	920 · Administr...		25.00	-691,838.10
Bill	08/27/2018	180827	Hudson Country Sto...	Acct # 04361	874.46 · Mains...		1,024.05	-692,862.15
Bill	08/27/2018	34941...	DirecTV	Account # 03...	6120 · Comm ...		138.98	-693,001.13
Bill	08/27/2018	180827	Bank 7	Loan 1010669	427 · Interest ...		3,232.36	-696,233.49
Bill	08/27/2018	295778	Harold's Auto Supply	Acct # 3530	874.46 · Mains...		0.64	-696,234.13
Bill	08/27/2018	16082...	Unifirst Holdings, In...		923.46 · Outsi...		1,057.44	-697,291.57
Bill	08/27/2018	18082...	Unifirst Holdings, In...		923.46 · Outsi...		181.90	-697,473.47
Bill	08/27/2018	18082...	Unifirst Holdings, In...		923.46 · Outsi...		330.49	-697,803.96
Bill	08/27/2018	18082...	Unifirst Holdings, In...		923.46 · Outsi...		181.80	-697,985.76
Bill	08/27/2018	18082...	Unifirst Holdings, In...		923.46 · Outsi...		119.11	-698,104.87
Bill Pmt -Check	08/28/2018	Transfer	United Healthcare	Customer # 4...	1107 · Checkin...	8,941.53		-689,163.34
Bill Pmt -Check	08/28/2018	Transfer	United Healthcare	Customer # 5...	1107 · Checkin...	28,447.99		-660,715.35
Bill	08/28/2018	217 6...	Tate Boy's Tire & Se...		874.46 · Mains...		812.96	-661,528.31
Bill	08/28/2018	33328...	CenterPoint Energy ...	Customer ID: ...	-SPLIT-		692.16	-662,220.47
Bill	08/28/2018	180828	Buckaloo Construction	charts, locate...	887.46 · Maint...		2,795.00	-665,015.47
Bill	08/28/2018	97057...	Quill	Account # C2...	6140 · Office c...		37.09	-665,052.56
Bill	08/28/2018	97237...	Quill	Account # C2...	6140 · Office c...		211.50	-665,264.06
Bill	08/28/2018	180828	Albany Plumbing & ...	Acct # 2621	874.15 · Mains...		30.21	-665,294.27
Bill	08/28/2018	3494 ...	DirecTV	Account # 03...	6120 · Comm ...		63.99	-665,358.26
Bill Pmt -Check	08/29/2018	8316	A New Energy LLC		1107 · Checkin...	2,083.33		-663,274.93
Bill Pmt -Check	08/29/2018	8317	Access Cable Televi...	Acct # 09-003...	1107 · Checkin...	144.22		-663,130.71
Bill Pmt -Check	08/29/2018	8318	Aflac	Accout #: FG...	1107 · Checkin...	458.64		-662,672.07
Bill Pmt -Check	08/29/2018	8319	Brown Ford & Mercu...		1107 · Checkin...	561.86		-662,110.21
Bill Pmt -Check	08/29/2018	8320	CenterPoint Energy ...	Customer ID: ...	1107 · Checkin...	692.16		-661,418.05
Bill Pmt -Check	08/29/2018	8321	Clearwater Enterpris...	Financial Mon...	1107 · Checkin...	4,517.96		-656,900.09
Bill Pmt -Check	08/29/2018	8322	Enable Gas Transmi...	Account # 26...	1107 · Checkin...	8,178.67		-648,721.42
Bill Pmt -Check	08/29/2018	8323	Enable Oklahoma In...	Account # 26...	1107 · Checkin...	988.00		-647,733.42
Bill Pmt -Check	08/29/2018	8324	Farris Bobango Bra...		1107 · Checkin...	1,500.00		-646,233.42
Bill Pmt -Check	08/29/2018	8325	Guardian	Group ID: 00 ...	1107 · Checkin...	262.95		-645,970.47
Bill Pmt -Check	08/29/2018	8326	H & C Services and ...		1107 · Checkin...	161.96		-645,808.51
Bill Pmt -Check	08/29/2018	8327	Isco Industries, LLC		1107 · Checkin...	1,068.20		-644,740.31
Bill Pmt -Check	08/29/2018	8328	Keystone-Beard Eq...		1107 · Checkin...	146.98		-644,593.33
Bill Pmt -Check	08/29/2018	8329	Klint Alexander	May 2018	1107 · Checkin...	1,000.00		-643,593.33
Bill Pmt -Check	08/29/2018	8330	Locke Supply		1107 · Checkin...	115.87		-643,477.46

Navitas Utility Corporation
General Ledger
As of December 31, 2018

Type	Date	Num	Name	Memo	Split	Debit	Credit	Balance
Bill Pmt -Check	08/29/2018	8331	Navitas Communica...		1107 · Checkin...	2,000.00		-641,477.46
Bill Pmt -Check	08/29/2018	8332	Ochelata Utility Auth...	Account 1129	1107 · Checkin...	149.25		-641,328.21
Bill Pmt -Check	08/29/2018	8333	OCT Equipment LLC		1107 · Checkin...	60.77		-641,267.44
Bill Pmt -Check	08/29/2018	8334	Oklahoma Natural G...	Acc # 212809...	1107 · Checkin...	21.59		-641,245.85
Bill Pmt -Check	08/29/2018	8335	Opal Leach		1107 · Checkin...	250.00		-640,995.85
Bill Pmt -Check	08/29/2018	8336	Petrol Energy, LLC		1107 · Checkin...	4,000.00		-636,995.85
Bill Pmt -Check	08/29/2018	8337	Public Service Co.		1107 · Checkin...	366.82		-636,629.03
Bill Pmt -Check	08/29/2018	8338	Quill	Account # C2...	1107 · Checkin...	131.87		-636,497.16
Bill Pmt -Check	08/29/2018	8339	Sonitrol Orange Cou...	Customer # 3...	1107 · Checkin...	141.15		-636,356.01
Bill Pmt -Check	08/29/2018	8340	Enbridge/Spectra E...	Account # 29...	1107 · Checkin...	1,680.78		-634,675.23
Bill Pmt -Check	08/29/2018	8341	Streetmaster, LLC		1107 · Checkin...	1,250.00		-633,425.23
Bill Pmt -Check	08/29/2018	8342	United Rentals, Inc.	Customer: 13...	1107 · Checkin...	2,475.54		-630,949.69
Bill Pmt -Check	08/29/2018	8343	Verizon Wireless	Account # 87...	1107 · Checkin...	832.92		-630,116.77
Bill Pmt -Check	08/29/2018	8344	Volunteer Trenching		1107 · Checkin...	812.00		-629,304.77
Bill Pmt -Check	08/29/2018	8345	WT&C Corporate S...	Navitas KY N...	1107 · Checkin...	150.00		-629,154.77
Bill	08/29/2018	RTN1...	LMJ Industries		1408 · Prepaid...		1,000.00	-630,154.77
Bill	08/29/2018	RTN1...	Tri-Star Energy Con...		1408 · Prepaid...		4,008.00	-634,162.77
Bill	08/29/2018	155268	Cart Farm & Home ...		874.46 · Mains...		81.17	-634,243.94
Bill	08/29/2018	92043	Jenkins Oilfield Sup...	Customer Acc...	874.46 · Mains...		151.26	-634,395.20
Bill	08/30/2018	180830	5100 Trenton Pearcy		874.46 · Mains...		29.00	-634,424.20
Bill Pmt -Check	08/30/2018	8346	5100 Noelle Ward	Parking - Lon...	1107 · Checkin...	25.00		-634,399.20
Bill Pmt -Check	08/30/2018	8347	5100 Trenton Pearcy		1107 · Checkin...	29.00		-634,370.20
Bill	08/30/2018	187796	Cox Meter Service, I...		887.15 · Maint...		600.00	-634,970.20
Bill	08/30/2018	5174	Quinton Parts Supply	pay to Timoth...	874.46 · Mains...		26.07	-634,996.27
Bill	08/30/2018	24100	Prince Plumbing LLC		874.46 · Mains...		19.21	-635,015.48
Bill	08/31/2018	1808N...	Navitas 1, LLC		1499 · Contrac...		10,080.00	-645,095.48
Credit	08/31/2018		Navitas 1, LLC		2899 · Prepaid...	10,000.00		-635,095.48
Bill	08/31/2018	70	TDH Construction		-SPLIT-		1,380.00	-636,475.48
Bill	08/31/2018	180831	American Interstate ...	Policy AVWC...	924 · Insurance		1,820.00	-638,295.48
Bill Pmt -Check	08/31/2018	Transfer	ADP		1107 · Checkin...	49.95		-638,245.53
Bill Pmt -Check	08/31/2018	Transfer	ADP		1107 · Checkin...	249.65		-637,995.88
Bill	08/31/2018	18083...	ADP	Salary payroll ...	5100 · Services		30,704.71	-668,700.59
Bill Pmt -Check	08/31/2018	Transfer	ADP	Salary payroll ...	1107 · Checkin...	21,052.78		-647,647.81
Bill Pmt -Check	08/31/2018	Transfer	ADP	Salary payroll ...	1107 · Checkin...	7,996.94		-639,650.87
Bill Pmt -Check	08/31/2018	Transfer	ADP		1107 · Checkin...	99.35		-639,551.52
Bill	08/31/2018	3112	Mountain Valley Sup...		-SPLIT-		547.03	-640,098.55
Bill	08/31/2018	67074...	G & C Supply Co, Inc	Cust # 109469	-SPLIT-		146.66	-640,245.21
Bill	08/31/2018	18083...	ADP	Biweekly / Fie...	-SPLIT-		40,028.89	-680,274.10
Bill	08/31/2018	18083...	ADP	Biweekly / Fie...	-SPLIT-		740.47	-681,014.57
Bill	08/31/2018	18083...	5100 Bill Radford		5100 · Services		740.47	-681,755.04
Bill Pmt -Check	08/31/2018	8348	5100 Bill Radford		1107 · Checkin...	740.47		-681,014.57
Credit	08/31/2018	18083...	ADP	Biweekly / Fie...	5100 · Services	740.47		-680,274.10
Bill Pmt -Check	08/31/2018		ADP	QuickBooks g...	1100 · Cash	0.00		-680,274.10
Bill	08/31/2018	42473...	Continental Industrie...		-SPLIT-		1,308.08	-681,582.18
Bill	08/31/2018	80161...	Duncan Builders Su...	Customer Nu...	427 · Interest ...		13.96	-681,596.14
Bill	08/31/2018	1918	Professional Compli...		925 · I/D - Safe...		40.00	-681,636.14
Bill	08/31/2018	1808N...	Navitas Communica...		435 · Extraordi...		4,000.00	-685,636.14
Bill	08/31/2018	18083...	CKenergy Electric C...	Account: 592...	6230 · Utilities		374.00	-686,010.14
Bill	08/31/2018	18083...	CKenergy Electric C...	Account: 592...	6230 · Utilities		291.00	-686,301.14

Navitas Utility Corporation
General Ledger
As of December 31, 2018

Type	Date	Num	Name	Memo	Split	Debit	Credit	Balance
Bill	08/31/2018	180831	Motley Gin, Inc.	Account ID: N...	921.46 · Office...		421.50	-686,722.64
Bill	08/31/2018	99559...	Airgas, Inc.		931 · Rents		16.60	-686,739.24
Bill	08/31/2018	4009 ...	Cintas Corporation #...	Acct # 35084	923.16 · Outsi...		27.69	-686,766.93
Bill	08/31/2018	180831	Equity Exchange	Account # 35...	6242 · Fuel		3,242.25	-690,009.18
Bill	08/31/2018	180831	Northfork Electric C...	Acct # 12975...	903.46 · Custo...		46.00	-690,055.18
Bill	08/31/2018	180831	R & R Water /Culligan	Account # 22...	6230 · Utilities		159.00	-690,214.18
Bill	08/31/2018	18073	Russmar Utility Man...		887.15 · Maint...		1,000.00	-691,214.18
Bill	08/31/2018	63846...	Western Exterminat...	Cust # 15043...	932 · Maintena...		80.00	-691,294.18
Bill	08/31/2018	1069	Battery Backup Pow...		6120 · Comm ...		469.72	-691,763.90
Bill	08/31/2018	365	B & W Pipeline	Aug Transport	804.15 · City G...		13,897.67	-705,661.57
Bill	08/31/2018	363	B & W Pipeline	Aug Transport	804.15 · City G...		369.41	-706,030.98
Bill	08/31/2018	52	Sparta Energy	Aug Production	804.15 · City G...		23,705.82	-729,736.80
Bill	08/31/2018	24105	Prince Plumbing LLC		874.46 · Mains...		8.60	-729,745.40
Bill	08/31/2018	1808N...	NALLC - gas facilities		851.46 · Sys C...		4,184.46	-733,929.86
Bill	09/01/2018	180901	IPFS Corporation	Account # TX...	-SPLIT-		5,348.65	-739,278.51
Bill	09/01/2018		Opal Leach		931 · Rents		250.00	-739,528.51
Bill	09/01/2018	4213 ...	United Healthcare	Customer # 5...	926 · Employe...		24,885.59	-764,414.10
Bill	09/01/2018	4122 ...	United Healthcare	Customer # 4...	926 · Employe...		8,941.53	-773,355.63
Bill	09/01/2018	18090...	Ford Credit	Account # 56...	-SPLIT-		912.53	-774,268.16
Bill	09/01/2018	18083...	Ford Credit	Account # 56...	-SPLIT-		1,376.59	-775,644.75
Bill	09/01/2018	18090...	GM Financial	Acct # 21100...	-SPLIT-		669.98	-776,314.73
Bill	09/01/2018	18090...	Ally	AN 61192568...	-SPLIT-		655.22	-776,969.95
Bill	09/01/2018	18090...	Ally	611927038563	-SPLIT-		543.33	-777,513.28
Bill	09/01/2018	18082...	Ally	024921495072	-SPLIT-		593.55	-778,106.83
Bill	09/01/2018	180901	Access Cable Televi...	Acct # 09-003...	921.16 · Office...		144.22	-778,251.05
Bill	09/01/2018	206 4...	Sonitrol Orange Cou...	Customer # 3...	932 · Maintena...		141.15	-778,392.20
Bill	09/01/2018		Opal Leach		931 · Rents		250.00	-778,642.20
Bill	09/01/2018		Volunteer Trenching		874.16 · Mains...		250.00	-778,892.20
Bill	09/01/2018	1020 ...	X Stream Services	Account 0023...	6120 · Comm ...		377.82	-779,270.02
Bill	09/01/2018	180901	England Ford Inc	2018 Ford F-5...	-SPLIT-	0.00		-779,270.02
Bill	09/01/2018	10481...	Time Warner Cable	Account # 84...	6120 · Comm ...		464.91	-779,734.93
Bill	09/01/2018	1809N...	Navitas Communica...		435 · Extraordi...		2,000.00	-781,734.93
Bill	09/01/2018	180901	Monday's Stop N Sh...	Fuel Jul	921.46 · Office...		1,860.75	-783,595.68
Bill	09/01/2018	10481...	Time Warner Cable	Account # 84...	6120 · Comm ...		179.99	-783,775.67
Bill	09/01/2018	180901	Totah Communicati...	account # 7460	921.46 · Office...		279.27	-784,054.94
Bill	09/01/2018	18090...	AT&T Mobility	Account # 28...	921.46 · Office...		540.46	-784,595.40
Bill	09/01/2018	2871	Full Spectrum Servi...		932 · Maintena...		200.00	-784,795.40
Bill	09/03/2018		Legacy Bank		6320 · Bank fees		75.00	-784,870.40
Bill	09/03/2018		Streetmaster, LLC		920 · Administr...		1,250.00	-786,120.40
Bill	09/03/2018	180903	Pitney Bowes	Account # 00...	931 · Rents		400.00	-786,520.40
Bill	09/04/2018	132-1...	Steve Jolley		874.15 · Mains...		2,500.00	-789,020.40
Bill	09/04/2018	180904	CenterPoint Energy	7257756-2	804.46 · City G...		29.44	-789,049.84
Bill	09/04/2018	180904	Red River Valley Ru...	Account # 19...	855.46 · Other ...		37.35	-789,087.19
Bill	09/04/2018	135278	England Ford Inc	account 4411...	874.46 · Mains...		73.96	-789,161.15
Bill	09/04/2018	180904	First Volunteer Bank		6320 · Bank fees		13.50	-789,174.65
Bill	09/04/2018	180904	Cotton Electric Coop...	Acc # 270660...	903.46 · Custo...		130.12	-789,304.77
Bill Pmt -Check	09/05/2018	Transfer	ADP	Salary payroll ...	1107 · Checkin...	1,654.99		-787,649.78
Bill Pmt -Check	09/05/2018	Transfer	ADP	Biweekly / Fie...	1107 · Checkin...	26,616.52		-761,033.26
Bill Pmt -Check	09/05/2018	Transfer	ADP	Biweekly / Fie...	1107 · Checkin...	10,117.59		-750,915.67

Navitas Utility Corporation
General Ledger
As of December 31, 2018

Type	Date	Num	Name	Memo	Split	Debit	Credit	Balance
Bill Pmt -Check	09/05/2018	8349	Oklahoma Corporati...	Q219 Fee ass...	1107 · Checkin...	1,795.78		-749,119.89
Bill	09/05/2018	33072	Keystone-Beard Eq...		874.46 · Mains...		30.00	-749,149.89
Bill	09/05/2018	24629	Tuff Fire & Safety, Inc.		925 · I/D - Safe...		241.78	-749,391.67
Bill	09/05/2018	18090...	Ally	AN 61192568...	-SPLIT-		10,000.00	-759,391.67
Bill	09/05/2018	TR-53...	Enable Gas Transmi...	Account # 26...	804.28 · City G...		8,179.01	-767,570.68
Bill	09/05/2018	18090...	Pioneer Cellular - us...	Account # CN...	921.46 · Office...		92.94	-767,663.62
Bill	09/05/2018	180905	Jellico Electric & Wa...	Account # 00...	903.16 · Custo...		127.71	-767,791.33
Bill	09/05/2018	27516	Tennessee One-Call...		925 · I/D - Safe...		1,254.84	-769,046.17
Bill	09/05/2018	156214	Cart Farm & Home ...		874.46 · Mains...		9.44	-769,055.61
Bill	09/05/2018	296229	Harold's Auto Supply	Acct # 3530	874.46 · Mains...		34.35	-769,089.96
Bill Pmt -Check	09/06/2018	8350	Ally	611925685889	1107 · Checkin...	655.22		-768,434.74
Bill Pmt -Check	09/06/2018	8351	Ford Credit	Account # 56...	1107 · Checkin...	1,050.05		-767,384.69
Bill Pmt -Check	09/06/2018	8352	GM Financial	Acct # 21100...	1107 · Checkin...	669.98		-766,714.71
Bill Pmt -Check	09/06/2018	8353	Ally	611927038563	1107 · Checkin...	543.33		-766,171.38
Bill Pmt -Check	09/06/2018	8354	Ford Credit	Account # 56...	1107 · Checkin...	912.53		-765,258.85
Bill Pmt -Check	09/06/2018	8355	Ally	024921495072	1107 · Checkin...	593.55		-764,665.30
Bill Pmt -Check	09/06/2018	8356	Ford Credit	Account # 56...	1107 · Checkin...	1,376.59		-763,288.71
Bill Pmt -Check	09/06/2018	8357	Ally	AN 61192568...	1107 · Checkin...	10,000.00		-753,288.71
Bill	09/06/2018	18090...	5100 Conner D. Coo...	CDL Reimbur...	874.46 · Mains...		95.00	-753,383.71
Bill	09/06/2018	42477...	Continental Industrie...	inv.code provi...	-SPLIT-		783.37	-754,167.08
Bill	09/06/2018	135341	England Ford Inc	account 4411...	874.46 · Mains...		117.37	-754,284.45
Bill Pmt -Check	09/07/2018	Transfer	ADP	Biweekly / Fie...	1107 · Checkin...	3,294.78		-750,989.67
Bill	09/07/2018	52020...	ADP		923 · Outside ...		192.65	-751,182.32
Bill	09/07/2018	52051...	ADP		923 · Outside ...		340.07	-751,522.39
Bill Pmt -Check	09/07/2018	Transfer	ADP		1107 · Checkin...	192.65		-751,329.74
Bill Pmt -Check	09/07/2018	Transfer	ADP		1107 · Checkin...	340.07		-750,989.67
Bill Pmt -Check	09/07/2018	8358	American Interstate ...	Policy AVWC...	1107 · Checkin...	1,820.00		-749,169.67
Bill Pmt -Check	09/07/2018	8359	Cintas Corporation #...		1107 · Checkin...	83.07		-749,086.60
Bill Pmt -Check	09/07/2018	8360	Clearwater Enterpris...	Financial Mon...	1107 · Checkin...	9,000.00		-740,086.60
Bill Pmt -Check	09/07/2018	8361	DirecTV	Account # 03...	1107 · Checkin...	138.98		-739,947.62
Bill Pmt -Check	09/07/2018	8362	Harmon Electric Ass...	Account # 50...	1107 · Checkin...	193.47		-739,754.15
Bill Pmt -Check	09/07/2018	8363	Liberty Mutual Insur...	Account # 40...	1107 · Checkin...	4,097.69		-735,656.46
Bill Pmt -Check	09/07/2018	8364	Petrol Energy, LLC		1107 · Checkin...	4,000.00		-731,656.46
Bill Pmt -Check	09/07/2018	8365	Professional Compli...		1107 · Checkin...	40.00		-731,616.46
Bill Pmt -Check	09/07/2018	8366	Public Service Co.	Account # 95...	1107 · Checkin...	316.22		-731,300.24
Bill Pmt -Check	09/07/2018	8367	Stephens Co. Rural ...	Account A-04...	1107 · Checkin...	35.00		-731,265.24
Bill Pmt -Check	09/07/2018	8368	TDH Construction		1107 · Checkin...	1,380.00		-729,885.24
Bill Pmt -Check	09/07/2018	8369	Unifirst Holdings, In...		1107 · Checkin...	1,057.44		-728,827.80
Bill Pmt -Check	09/07/2018	8370	Unifirst Holdings, In...		1107 · Checkin...	181.90		-728,645.90
Bill Pmt -Check	09/07/2018	8371	Unifirst Holdings, In...		1107 · Checkin...	330.49		-728,315.41
Bill Pmt -Check	09/07/2018	8372	Unifirst Holdings, In...		1107 · Checkin...	181.80		-728,133.61
Bill Pmt -Check	09/07/2018	8373	Unifirst Holdings, In...		1107 · Checkin...	119.11		-728,014.50
Bill Pmt -Check	09/07/2018	8374	US Cellular	Account # 84...	1107 · Checkin...	401.51		-727,612.99
Bill Pmt -Check	09/07/2018	8375	X Stream Services	0013081	1107 · Checkin...	377.82		-727,235.17
Bill Pmt -Check	09/07/2018	8376	5100 Conner D. Coo...	CDL Reimbur...	1107 · Checkin...	95.00		-727,140.17
Bill Pmt -Check	09/07/2018	8377	B & B Meter Service		1107 · Checkin...	5,000.00		-722,140.17
Bill Pmt -Check	09/07/2018	8378	B & W Pipeline	VOID:	1107 · Checkin...	0.00		-722,140.17
Bill Pmt -Check	09/07/2018	8379	Battery Backup Pow...		1107 · Checkin...	483.69		-721,656.48
Bill Pmt -Check	09/07/2018	8380	Cart Farm & Home ...		1107 · Checkin...	81.17		-721,575.31

Navitas Utility Corporation
General Ledger
As of December 31, 2018

Type	Date	Num	Name	Memo	Split	Debit	Credit	Balance
Bill Pmt -Check	09/07/2018	8381	Delgasco, Inc.	Account # 16...	1107 · Checkin...	3,677.10		-717,898.21
Bill Pmt -Check	09/07/2018	8382	Duncan Builders Su...		1107 · Checkin...	3,568.66		-714,329.55
Bill Pmt -Check	09/07/2018	8383	Sparta Energy	May Production	1107 · Checkin...	17,047.50		-697,282.05
Bill Pmt -Check	09/07/2018	8384	Harold's Auto Supply		1107 · Checkin...	72.76		-697,209.29
Bill Pmt -Check	09/07/2018	8385	Isco Industries, LLC		1107 · Checkin...	9,585.50		-687,623.79
Bill Pmt -Check	09/07/2018	8386	Keystone-Beard Eq...		1107 · Checkin...	30.00		-687,593.79
Bill Pmt -Check	09/07/2018	8387	Legacy Bank		1107 · Checkin...	75.00		-687,518.79
Bill Pmt -Check	09/07/2018	8388	O'Reilly Auto Parts		1107 · Checkin...	5.65		-687,513.14
Bill Pmt -Check	09/07/2018	8389	Pipeline Regulatory ...		1107 · Checkin...	2,200.00		-685,313.14
Bill Pmt -Check	09/07/2018	8390	Russmar Utility Man...		1107 · Checkin...	1,000.00		-684,313.14
Bill Pmt -Check	09/07/2018	8391	Steve Jolley		1107 · Checkin...	2,500.00		-681,813.14
Bill Pmt -Check	09/07/2018	8392	Tim Wise		1107 · Checkin...	5,000.00		-676,813.14
Bill Pmt -Check	09/07/2018	8393	Time Warner Cable	Account # 84...	1107 · Checkin...	464.91		-676,348.23
Bill Pmt -Check	09/07/2018	8394	Tuff Fire & Safety, Inc.		1107 · Checkin...	241.78		-676,106.45
Bill Pmt -Check	09/07/2018	8395	United Rentals, Inc.	Customer: 13...	1107 · Checkin...	1,019.14		-675,087.31
Bill Pmt -Check	09/07/2018	8396	Velma Public Works...		1107 · Checkin...	100.00		-674,987.31
Bill Pmt -Check	09/07/2018	8397	Volunteer Trenching		1107 · Checkin...	926.00		-674,061.31
Bill	09/07/2018	180907	Optum	Account # 3Y...	-SPLIT-		330.00	-674,391.31
Bill	09/07/2018	18083...	Natural Gas Pipeline...	Acct # 5319 / ...	-SPLIT-		478.06	-674,869.37
Bill	09/07/2018	70-TN...	Southern Star Centr...		804.46 · City G...		10,576.98	-685,446.35
Bill Pmt -Check	09/07/2018	8398	Petrol Energy, LLC		1107 · Checkin...	38,747.01		-646,699.34
Bill	09/07/2018	52068...	ADP		923 · Outside ...		246.80	-646,946.14
Bill	09/07/2018	4009 ...	Cintas Corporation #...	Acct # 35084	923.16 · Outsi...		27.69	-646,973.83
Bill	09/07/2018	0244-...	O'Reilly Auto Parts		874.46 · Mains...		22.27	-646,996.10
Bill	09/07/2018	9312	City of Costa Mesa		6410 · Lic, per...		50.00	-647,046.10
Bill	09/07/2018	18090...	Public Service Co.	Account # 95...	903.46 · Custo...		39.71	-647,085.81
Bill	09/07/2018	5220	Quinton Parts Supply	pay to Timoth...	874.46 · Mains...		9.78	-647,095.59
Credit	09/07/2018	329303	Quill	Account # C2...	6140 · Office c...	22.44		-647,073.15
Bill	09/10/2018	180910	Roberta M. Rossi		6425 · Legal		1,520.00	-648,593.15
Bill	09/10/2018	135395	England Ford Inc	account 4411...	874.46 · Mains...		390.38	-648,983.53
Bill	09/10/2018	0322-...	O'Reilly Auto Parts		874.46 · Mains...		11.72	-648,995.25
Bill	09/10/2018	180910	Ron Comingdeer & ...		923.46 · Outsi...		2,083.00	-651,078.25
Bill	09/10/2018	180910	The Town of Grace...		903.46 · Custo...		75.00	-651,153.25
Bill	09/10/2018	18091...	Public Service Co.	Account # 95...	903.46 · Custo...		24.74	-651,177.99
Bill	09/10/2018	476049	Valir Physical Therapy		925 · I/D - Safe...		25.00	-651,202.99
Bill	09/10/2018	296513	Harold's Auto Supply	Acct # 3530	874.46 · Mains...		104.14	-651,307.13
Bill Pmt -Check	09/11/2018	Transfer	Optum		1107 · Checkin...	660.00		-650,647.13
Bill	09/11/2018	164	Petrol Energy, LLC		-SPLIT-		23,208.08	-673,855.21
Bill	09/11/2018	180911	Southern California ...	Customer acc...	6230 · Utilities		627.36	-674,482.57
Bill	09/12/2018	11083...	Isco Industries, LLC	09/13 Got Inv...	-SPLIT-		460.47	-674,943.04
Bill	09/12/2018	11083...	Isco Industries, LLC	09/13 Got Inv...	-SPLIT-		14,213.60	-689,156.64
Bill	09/12/2018	TR-57...	Enable Oklahoma In...	Account # 26...	804.46 · City G...		1,403.00	-690,559.64
Bill	09/12/2018	TR-57...	Enable Oklahoma In...	Account # 26...	804.46 · City G...		1,650.00	-692,209.64
Bill	09/12/2018	135457	England Ford Inc	account 4411...	874.46 · Mains...		103.79	-692,313.43
Bill	09/12/2018	HC11...	H & C Services and ...		-SPLIT-		592.99	-692,906.42
Bill	09/12/2018	135833	Delgasco, Inc.	Account # 16...	804.16 · City G...		3,534.30	-696,440.72
Bill	09/12/2018	180912	Liberty Mutual Insur...	Account # 40...	-SPLIT-		4,292.69	-700,733.41
Bill	09/12/2018	180912	F & M Bank	Loan 999500...	-SPLIT-		630.87	-701,364.28
Bill	09/12/2018	5253	Quinton Parts Supply	pay to Timoth...	874.46 · Mains...		38.11	-701,402.39

Navitas Utility Corporation
General Ledger
As of December 31, 2018

Type	Date	Num	Name	Memo	Split	Debit	Credit	Balance
Bill	09/13/2018	10089...	Clearwater Enterpris...	Financial Mon...	804.46 · City G...		4,218.48	-705,620.87
Bill	09/13/2018	TR-53...	Enable Gas Transmi...	Account # 26...	804.46 · City G...		2,406.30	-708,027.17
Bill	09/13/2018	180913	Guardian	Group ID: 00 ...	924 · Insurance		257.59	-708,284.76
Bill	09/13/2018	180913	Windstream	Account # 04...	921.46 · Office...		326.56	-708,611.32
Bill	09/13/2018	15797...	United Rentals, Inc.	Customer: 13...	887.46 · Maint...		854.73	-709,466.05
Bill	09/13/2018	157206	Cart Farm & Home ...		874.46 · Mains...		16.91	-709,482.96
Bill Pmt -Check	09/14/2018	Transfer	ADP		1107 · Checkin...	246.80		-709,236.16
Bill Pmt -Check	09/14/2018	8399	CenterPoint Energy	7257756-2	1107 · Checkin...	29.44		-709,206.72
Bill Pmt -Check	09/14/2018	8400	Cintas Corporation #...		1107 · Checkin...	55.38		-709,151.34
Bill Pmt -Check	09/14/2018	8401	CKenergy Electric C...		1107 · Checkin...	665.00		-708,486.34
Bill Pmt -Check	09/14/2018	8402	Clearwater Enterpris...	Financial Mon...	1107 · Checkin...	9,000.00		-699,486.34
Bill Pmt -Check	09/14/2018	8403	DirecTV	Account # 03...	1107 · Checkin...	63.99		-699,422.35
Bill Pmt -Check	09/14/2018	8404	Haskell County Wat...	Acc # 10-1240	1107 · Checkin...	18.00		-699,404.35
Bill Pmt -Check	09/14/2018	8405	Jellico Electric & Wa...	Account # 00...	1107 · Checkin...	127.71		-699,276.64
Bill Pmt -Check	09/14/2018	8406	Petrol Energy, LLC		1107 · Checkin...	4,000.00		-695,276.64
Bill Pmt -Check	09/14/2018	8407	Pioneer Cellular - us...	Account # CN...	1107 · Checkin...	92.94		-695,183.70
Bill Pmt -Check	09/14/2018	8408	Pitney Bowes	Account # 00...	1107 · Checkin...	400.00		-694,783.70
Bill Pmt -Check	09/14/2018	8409	R & R Water /Culligan	Account # 22...	1107 · Checkin...	159.00		-694,624.70
Bill Pmt -Check	09/14/2018	8410	Red River Valley Ru...	Account # 19...	1107 · Checkin...	37.35		-694,587.35
Bill Pmt -Check	09/14/2018	8411	Time Warner Cable	Account # 84...	1107 · Checkin...	179.99		-694,407.36
Bill Pmt -Check	09/14/2018	8412	Totah Communicati...	account # 7460	1107 · Checkin...	279.27		-694,128.09
Bill Pmt -Check	09/14/2018	8413	Town of Eakly		1107 · Checkin...	142.20		-693,985.89
Bill	09/14/2018	18091...	ADP	Salary payroll ...	5100 · Services		33,507.32	-727,493.21
Bill Pmt -Check	09/14/2018	Transfer	ADP	Salary payroll ...	1107 · Checkin...	22,559.62		-704,933.59
Bill Pmt -Check	09/14/2018	Transfer	ADP	Salary payroll ...	1107 · Checkin...	8,798.27		-696,135.32
Bill	09/14/2018	18091...	ADP	Salary payroll ...	5100 · Services		210.83	-696,346.15
Bill	09/14/2018	180914	5100 Vanessa Novak	180904 SM-VK	5100 · Services		210.83	-696,556.98
Bill Pmt -Check	09/14/2018	8414	5100 Vanessa Novak	180904 SM-VK	1107 · Checkin...	210.83		-696,346.15
Credit	09/14/2018	18091...	ADP	Salary payroll ...	5100 · Services	210.83		-696,135.32
Bill Pmt -Check	09/14/2018		ADP	QuickBooks g...	1100 · Cash	0.00		-696,135.32
Bill Pmt -Check	09/14/2018	8415	Airgas, Inc.		1107 · Checkin...	16.60		-696,118.72
Bill Pmt -Check	09/14/2018	8416	Albany Plumbing & ...	Acct # 2621	1107 · Checkin...	30.21		-696,088.51
Bill Pmt -Check	09/14/2018	8417	Bank 7	Loan 1010669	1107 · Checkin...	3,232.36		-692,856.15
Bill Pmt -Check	09/14/2018	8418	Enable Oklahoma In...	Account # 26...	1107 · Checkin...	1,063.00		-691,793.15
Bill Pmt -Check	09/14/2018	8419	Monday's Stop N Sh...	Fuel Jul	1107 · Checkin...	1,860.75		-689,932.40
Bill Pmt -Check	09/14/2018	8420	Motley Gin, Inc.	Account ID: N...	1107 · Checkin...	421.50		-689,510.90
Bill Pmt -Check	09/14/2018	8421	Natural Gas Pipeline...	Acct # 5319 / ...	1107 · Checkin...	478.06		-689,032.84
Bill Pmt -Check	09/14/2018	8422	Southern California ...	Customer acc...	1107 · Checkin...	627.36		-688,405.48
Bill Pmt -Check	09/14/2018	8423	Tate Boy's Tire & Se...		1107 · Checkin...	852.46		-687,553.02
Bill	09/14/2018	1808 ...	Enbridge/Spectra E...	Account # 29...	-SPLIT-		1,678.29	-689,231.31
Bill	09/14/2018	18090...	Ally	024923459722	-SPLIT-		273.73	-689,505.04
Bill Pmt -Check	09/14/2018	8424	Ally	024923459722	1107 · Checkin...	273.73		-689,231.31
Bill	09/14/2018	2018 ...	State of California	20-5778213 2...	6420 · Tax con...		800.00	-690,031.31
Bill Pmt -Check	09/14/2018	8425	State of California	20-5778213 2...	1107 · Checkin...	800.00		-689,231.31
Bill	09/14/2018	2017 ...	State of California	EIN 20-57782...	6420 · Tax con...		29.00	-689,260.31
Bill Pmt -Check	09/14/2018	8426	State of California	EIN 20-57782...	1107 · Checkin...	29.00		-689,231.31
Bill	09/14/2018	Form ...	Oklahoma Tax Com...	20-5778213 2...	6420 · Tax con...		1,160.00	-690,391.31
Bill Pmt -Check	09/14/2018	8427	Oklahoma Tax Com...	20-5778213 2...	1107 · Checkin...	1,160.00		-689,231.31
Bill	09/14/2018	10089...	Clearwater Enterpris...	Financial Mon...	804.46 · City G...		53,884.87	-743,116.18

Navitas Utility Corporation
General Ledger
As of December 31, 2018

Type	Date	Num	Name	Memo	Split	Debit	Credit	Balance
Bill	09/14/2018	18091...	ADP	Biweekly / Fie...	-SPLIT-		39,784.74	-782,900.92
Bill	09/14/2018	33198	Keystone-Beard Eq...		1604 · Tools a...		4,949.61	-787,850.53
Bill	09/14/2018	4009 ...	Cintas Corporation #...	Acct # 35084	923.16 · Outsi...		27.69	-787,878.22
Bill	09/14/2018	18091...	Oklahoma Natural G...	Account # 21...	804.46 · City G...		1,001.97	-788,880.19
Bill	09/14/2018	18091...	Oklahoma Natural G...	Account # 21...	804.46 · City G...		144.94	-789,025.13
Bill	09/14/2018	18091...	Oklahoma Natural G...	Account # 21...	804.46 · City G...		450.11	-789,475.24
Bill	09/14/2018	18091...	Oklahoma Natural G...	Account # 21...	804.46 · City G...		136.77	-789,612.01
Bill	09/14/2018	18091...	Oklahoma Natural G...	Account # 21...	804.46 · City G...		545.22	-790,157.23
Bill	09/14/2018	18091...	Oklahoma Natural G...	Account # 21...	804.46 · City G...		157.67	-790,314.90
Bill	09/14/2018	18091...	Oklahoma Natural G...	Account # 21...	804.46 · City G...		377.13	-790,692.03
Bill	09/15/2018	15809...	United Rentals, Inc.	Customer: 13...	887.28 · Maint...		1,024.58	-791,716.61
Bill	09/17/2018	217 8...	Tate Boy's Tire & Se...		874.46 · Mains...		77.24	-791,793.85
Bill	09/17/2018	170193	Farris Bobango Bra...		923.16 · Outsi...		1,500.00	-793,293.85
Bill	09/17/2018	12219...	Quill	Account # C2...	6140 · Office c...		39.83	-793,333.68
Bill	09/17/2018	180917	Haskell County Wat...	Acc # 10-1240	-SPLIT-		19.80	-793,353.48
Bill	09/17/2018	157574	Cart Farm & Home ...		874.46 · Mains...		223.19	-793,576.67
Bill	09/18/2018	37921...	Terminix Processing...	Cust # 7479088	932 · Maintena...		59.00	-793,635.67
Bill Pmt -Check	09/18/2018	Transfer	ADP	Salary payroll ...	1107 · Checkin...	2,149.43		-791,486.24
Bill Pmt -Check	09/18/2018	Transfer	ADP	Biweekly / Fie...	1107 · Checkin...	26,684.56		-764,801.68
Bill Pmt -Check	09/18/2018	Transfer	ADP	Biweekly / Fie...	1107 · Checkin...	9,796.73		-755,004.95
Bill	09/18/2018	180918	5100 Paula Lynn		908.46 · Custo...		152.96	-755,157.91
Bill	09/18/2018	180918	5100 Bruce Lynn		874.46 · Mains...		144.70	-755,302.61
Bill	09/18/2018	98148...	Verizon Wireless	Account # 87...	921.16 · Office...		832.73	-756,135.34
Bill	09/20/2018	180920	Klint Alexander	Aug 2018	-SPLIT-		1,000.00	-757,135.34
Bill	09/20/2018	18092...	Public Service Co.		903.46 · Custo...		38.07	-757,173.41
Bill	09/20/2018	18092...	Public Service Co.	Account # 95...	903.46 · Custo...		112.62	-757,286.03
Bill	09/20/2018	18092...	Pioneer Cellular - us...	Account # CN...	921.46 · Office...		245.01	-757,531.04
Bill	09/20/2018	contra...	German Roofing LLC	50% day of jo...	887.46 · Maint...		25,570.00	-783,101.04
Bill	09/20/2018	18092...	Town of Eakly	Account # 1019	-SPLIT-		122.70	-783,223.74
Bill	09/20/2018	18092...	Town of Eakly	Account # 1019	-SPLIT-		20.02	-783,243.76
Bill	09/20/2018	02701...	US Cellular	Account # 84...	921.46 · Office...		401.51	-783,645.27
Bill	09/21/2018	52098...	ADP		923 · Outside ...		195.50	-783,840.77
Bill Pmt -Check	09/21/2018	Transfer	ADP		1107 · Checkin...	195.50		-783,645.27
Bill Pmt -Check	09/21/2018	Trasfer	ADP	Biweekly / Fie...	1107 · Checkin...	3,303.45		-780,341.82
Bill Pmt -Check	09/21/2018	8428	5100 Bruce Lynn		1107 · Checkin...	144.70		-780,197.12
Bill Pmt -Check	09/21/2018	8429	5100 Paula Lynn		1107 · Checkin...	152.96		-780,044.16
Bill Pmt -Check	09/21/2018	8430	AT&T Mobility	287021588346	1107 · Checkin...	540.46		-779,503.70
Bill Pmt -Check	09/21/2018	8431	City of Costa Mesa		1107 · Checkin...	50.00		-779,453.70
Bill Pmt -Check	09/21/2018	8432	Clearwater Enterpris...	Financial Mon...	1107 · Checkin...	9,000.00		-770,453.70
Bill Pmt -Check	09/21/2018	8433	Cotton Electric Coop...	Acc # 270660...	1107 · Checkin...	130.12		-770,323.58
Bill Pmt -Check	09/21/2018	8434	F & M Bank	Loan 999500...	1107 · Checkin...	630.87		-769,692.71
Bill Pmt -Check	09/21/2018	8435	First Volunteer Bank		1107 · Checkin...	13.50		-769,679.21
Bill Pmt -Check	09/21/2018	8436	Guardian	Group ID: 00 ...	1107 · Checkin...	257.59		-769,421.62
Bill Pmt -Check	09/21/2018	8437	IPFS Corporation	Account # TX...	1107 · Checkin...	5,348.65		-764,072.97
Bill Pmt -Check	09/21/2018	8438	Liberty Mutual Insur...	Account # 40...	1107 · Checkin...	4,292.69		-759,780.28
Bill Pmt -Check	09/21/2018	8439	Public Service Co.		1107 · Checkin...	64.45		-759,715.83
Bill Pmt -Check	09/21/2018	8440	The Town of Grace...		1107 · Checkin...	75.00		-759,640.83
Bill Pmt -Check	09/21/2018	8441	Valir Physical Therapy		1107 · Checkin...	25.00		-759,615.83
Bill Pmt -Check	09/21/2018	8442	Western Exterminat...	Cust # 15043...	1107 · Checkin...	80.00		-759,535.83

Navitas Utility Corporation
General Ledger
As of December 31, 2018

Type	Date	Num	Name	Memo	Split	Debit	Credit	Balance
Bill Pmt -Check	09/21/2018	8443	Windstream	Account # 04...	1107 · Checkin...	326.56		-759,209.27
Bill Pmt -Check	09/21/2018	8444	A New Energy LLC		1107 · Checkin...	2,083.33		-757,125.94
Bill Pmt -Check	09/21/2018	8445	Bayou Engineering ...		1107 · Checkin...	3,106.06		-754,019.88
Bill Pmt -Check	09/21/2018	8446	Buckaloo Construction	charts, locate...	1107 · Checkin...	2,795.00		-751,224.88
Bill Pmt -Check	09/21/2018	8447	Delgasco, Inc.	Account # 16...	1107 · Checkin...	3,685.50		-747,539.38
Bill Pmt -Check	09/21/2018	8448	EGW Utilities, Inc.	Customer ID ...	1107 · Checkin...	727.59		-746,811.79
Bill Pmt -Check	09/21/2018	8449	Enable Gas Transmi...	Account # 26...	1107 · Checkin...	8,179.06		-738,632.73
Bill Pmt -Check	09/21/2018	8450	Enable Oklahoma In...	Account # 26...	1107 · Checkin...	1,236.00		-737,396.73
Bill Pmt -Check	09/21/2018	8451	England Ford Inc	account 4411...	1107 · Checkin...	353.00		-737,043.73
Bill Pmt -Check	09/21/2018	8452	Equity Exchange	Account # 35...	1107 · Checkin...	3,242.25		-733,801.48
Bill Pmt -Check	09/21/2018	8453	Farris Bobango Bra...		1107 · Checkin...	1,500.00		-732,301.48
Bill Pmt -Check	09/21/2018	8454	G & C Supply Co, Inc	Cust # 109469	1107 · Checkin...	146.66		-732,154.82
Bill Pmt -Check	09/21/2018	8455	J&I Manufacturing Inc.	VOID: Kinta J...	1107 · Checkin...	0.00		-732,154.82
Bill Pmt -Check	09/21/2018	8456	Jenkins Oilfield Sup...	Customer Acc...	1107 · Checkin...	151.26		-732,003.56
Bill Pmt -Check	09/21/2018	8457	Klint Alexander	June 2018	1107 · Checkin...	1,000.00		-731,003.56
Bill Pmt -Check	09/21/2018	8458	LMJ Industries		1107 · Checkin...	1,000.00		-730,003.56
Bill Pmt -Check	09/21/2018	8459	Mountain Valley Sup...		1107 · Checkin...	547.03		-729,456.53
Bill Pmt -Check	09/21/2018	8460	NALLC - gas facilities		1107 · Checkin...	7,971.94		-721,484.59
Bill Pmt -Check	09/21/2018	8461	Navitas Communica...		1107 · Checkin...	2,000.00		-719,484.59
Bill Pmt -Check	09/21/2018	8462	O'Reilly Auto Parts		1107 · Checkin...	33.99		-719,450.60
Bill Pmt -Check	09/21/2018	8463	Opal Leach		1107 · Checkin...	250.00		-719,200.60
Bill Pmt -Check	09/21/2018	8464	Petrol Energy, LLC		1107 · Checkin...	4,000.00		-715,200.60
Bill Pmt -Check	09/21/2018	8465	Quill		1107 · Checkin...	800.30		-714,400.30
Bill Pmt -Check	09/21/2018	8466	Quinton Parts Supply		1107 · Checkin...	101.66		-714,298.64
Bill Pmt -Check	09/21/2018	8467	Roberta M. Rossi		1107 · Checkin...	1,520.00		-712,778.64
Bill Pmt -Check	09/21/2018	8468	Ron Comingdeer & ...		1107 · Checkin...	2,083.00		-710,695.64
Bill Pmt -Check	09/21/2018	8469	Southern Star Centr...		1107 · Checkin...	10,570.01		-700,125.63
Bill Pmt -Check	09/21/2018	8470	Tate Boy's Tire & Se...		1107 · Checkin...	77.24		-700,048.39
Bill Pmt -Check	09/21/2018	8471	Tri-Star Energy Con...		1107 · Checkin...	4,008.00		-696,040.39
Bill Pmt -Check	09/21/2018	8472	United Rentals, Inc.	Customer: 13...	1107 · Checkin...	2,988.99		-693,051.40
Bill Pmt -Check	09/21/2018	8473	Volunteer Trenching		1107 · Checkin...	250.00		-692,801.40
Bill	09/21/2018	0219-...	O'Reilly Auto Parts		874.46 · Mains...		125.16	-692,926.56
Bill	09/21/2018	0219-...	O'Reilly Auto Parts		874.46 · Mains...		35.89	-692,962.45
Bill	09/21/2018	4010 ...	Cintas Corporation #...	Acct # 35084	923.16 · Outsi...		27.69	-692,990.14
Bill	09/24/2018	180924	ReadyRefresh	Account # 00...	6230 · Utilities		68.33	-693,058.47
Bill	09/24/2018	11071...	EGW Utilities, Inc.	Customer ID ...	874.46 · Mains...		3,758.05	-696,816.52
Bill	09/24/2018	180924	Harmon Electric Ass...	Account # 50...	903.46 · Custo...		178.88	-696,995.40
Bill	09/24/2018	18092...	Public Service Co.	Account # 95...	903.46 · Custo...		145.31	-697,140.71
Bill	09/24/2018	180924	Oklahoma Natural G...	Acc # 212809...	903.46 · Custo...		21.23	-697,161.94
Bill	09/25/2018	16560...	Duncan Builders Su...	Customer Nu...	874.46 · Mains...		2,891.64	-700,053.58
Bill	09/25/2018	18092...	Unifirst Holdings, In...		923.46 · Outsi...		232.20	-700,285.78
Bill	09/25/2018	16092...	Unifirst Holdings, In...		923.46 · Outsi...		852.85	-701,138.63
Bill	09/25/2018	18092...	Unifirst Holdings, In...		923.46 · Outsi...		145.44	-701,284.07
Bill	09/25/2018	18092...	Unifirst Holdings, In...		923.46 · Outsi...		145.52	-701,429.59
Bill	09/25/2018	18092...	Unifirst Holdings, In...		923.46 · Outsi...		122.56	-701,552.15
Bill	09/25/2018	180925	Ochelata Utility Auth...	Account 1129	903.46 · Custo...		150.85	-701,703.00
Bill	09/25/2018	408265	Aflac	Accout #: FG...	926 · Employe...		458.64	-702,161.64
Bill	09/25/2018	671507	Farmers Coop Mill &...		874.46 · Mains...		13.30	-702,174.94
Bill	09/25/2018	297429	Harold's Auto Supply	Acct # 3530	874.46 · Mains...		11.19	-702,186.13

Navitas Utility Corporation
General Ledger
As of December 31, 2018

Type	Date	Num	Name	Memo	Split	Debit	Credit	Balance
Bill	09/26/2018	33704...	CenterPoint Energy ...	Customer ID: ...	-SPLIT-		438.78	-702,624.91
Bill	09/26/2018	18-40	Utility Management ...		887.46 · Maint...		500.00	-703,124.91
Bill	09/26/2018	180926	Hudson Country Sto...	Acct # 04361	874.46 · Mains...		139.28	-703,264.19
Bill	09/27/2018	11083...	Isco Industries, LLC	09/13 Got Inv...	874.46 · Mains...		148.71	-703,412.90
Credit	09/27/2018	TR-53...	Enable Gas Transmi...	Account # 26...	804.46 · City G...	142.29		-703,270.61
Bill	09/27/2018	3514 ...	DirecTV	Account # 03...	6120 · Comm ...		138.98	-703,409.59
Bill	09/27/2018	135839	England Ford Inc	account 4411...	874.46 · Mains...		62.95	-703,472.54
Bill	09/27/2018	180927	Bank 7	Loan 1010669	427 · Interest ...		3,111.51	-706,584.05
Bill	09/27/2018	5385	Quinton Parts Supply	pay to Timoth...	874.46 · Mains...		29.42	-706,613.47
Bill	09/28/2018	52153...	ADP		923 · Outside ...		7.00	-706,620.47
Bill	09/28/2018	52154...	ADP		923 · Outside ...		260.80	-706,881.27
Bill Pmt -Check	09/28/2018	Transfer	ADP		1107 · Checkin...	7.00		-706,874.27
Bill Pmt -Check	09/28/2018	Transfer	ADP		1107 · Checkin...	260.80		-706,613.47
Bill Pmt -Check	09/28/2018	Transfer	United Healthcare	Customer # 4...	1107 · Checkin...	8,941.53		-697,671.94
Bill Pmt -Check	09/28/2018	Transfer	United Healthcare	Customer # 5...	1107 · Checkin...	24,885.59		-672,786.35
Bill Pmt -Check	09/28/2018	Transfer	ADP	semimonthly ...	1107 · Checkin...	23,868.15		-648,918.20
Bill Pmt -Check	09/28/2018	Transfer	ADP	semimonthly ...	1107 · Checkin...	9,015.63		-639,902.57
Bill Pmt -Check	09/28/2018	8474	B & W Pipeline		1107 · Checkin...	13,960.21		-625,942.36
Bill Pmt -Check	09/28/2018	8475	CenterPoint Energy ...	Customer ID: ...	1107 · Checkin...	438.78		-625,503.58
Bill Pmt -Check	09/28/2018	8476	Clearwater Enterpris...	Financial Mon...	1107 · Checkin...	9,000.00		-616,503.58
Bill Pmt -Check	09/28/2018	8477	Cox Meter Service, I...		1107 · Checkin...	600.00		-615,903.58
Bill Pmt -Check	09/28/2018	8478	EGW Utilities, Inc.	Customer ID ...	1107 · Checkin...	601.72		-615,301.86
Bill Pmt -Check	09/28/2018	8479	Sparta Energy	June Producti...	1107 · Checkin...	19,265.45		-596,036.41
Bill Pmt -Check	09/28/2018	8480	H & C Services and ...		1107 · Checkin...	592.99		-595,443.42
Bill Pmt -Check	09/28/2018	8481	Hudson Country Sto...	Acct # 04361	1107 · Checkin...	1,024.05		-594,419.37
Bill Pmt -Check	09/28/2018	8482	Isco Industries, LLC		1107 · Checkin...	18,814.66		-575,604.71
Bill Pmt -Check	09/28/2018	8483	Kentucky Undergrou...	Customer ID: ...	1107 · Checkin...	6.00		-575,598.71
Bill Pmt -Check	09/28/2018	8484	Oklahoma Natural G...		1107 · Checkin...	2,813.81		-572,784.90
Bill Pmt -Check	09/28/2018	8485	Petrol Energy, LLC		1107 · Checkin...	4,000.00		-568,784.90
Bill Pmt -Check	09/28/2018	8486	Pioneer Cellular - us...	Account # CN...	1107 · Checkin...	245.01		-568,539.89
Bill Pmt -Check	09/28/2018	8487	ReadyRefresh	Account # 00...	1107 · Checkin...	148.52		-568,391.37
Bill Pmt -Check	09/28/2018	8488	Russmar Utility Man...		1107 · Checkin...	1,000.00		-567,391.37
Bill Pmt -Check	09/28/2018	8489	Enbridge/Spectra E...	Account # 29...	1107 · Checkin...	1,678.29		-565,713.08
Bill Pmt -Check	09/28/2018	8490	Steve Jolley		1107 · Checkin...	2,500.00		-563,213.08
Bill Pmt -Check	09/28/2018	8491	Streetmaster, LLC		1107 · Checkin...	1,250.00		-561,963.08
Bill Pmt -Check	09/28/2018	8492	United Rentals, Inc.		1107 · Checkin...	1,879.31		-560,083.77
Bill Pmt -Check	09/28/2018	8493	Verizon Wireless	Account # 87...	1107 · Checkin...	832.73		-559,251.04
Bill	09/28/2018	18081	Russmar Utility Man...		887.15 · Maint...		1,000.00	-560,251.04
Bill	09/28/2018	3514 ...	DirecTV	Account # 03...	6120 · Comm ...		63.99	-560,315.03
Bill	09/28/2018	180928	Velma Public Works...		-SPLIT-		100.00	-560,415.03
Bill	09/28/2018	4010 ...	Cintas Corporation #...	Acct # 35084	923.16 · Outsi...		27.69	-560,442.72
Bill	09/28/2018	15520	Quill	Account # C2...	6140 · Office c...		533.96	-560,976.68
Bill	09/29/2018	RTN1...	LMJ Industries		1408 · Prepaid...		1,000.00	-561,976.68
Bill	09/29/2018	RTN1...	Tri-Star Energy Con...		1408 · Prepaid...		4,008.00	-565,984.68
Bill	09/30/2018	1809N...	Navitas 1, LLC		1499 · Contrac...		10,080.00	-576,064.68
Credit	09/30/2018		Navitas 1, LLC		2899 · Prepaid...	10,000.00		-566,064.68
Bill	09/30/2018	71	TDH Construction		-SPLIT-		1,380.00	-567,444.68
Bill	09/30/2018	180930	American Interstate ...	Policy AVWC...	924 · Insurance		1,247.00	-568,691.68
Bill	09/30/2018	1809N...	Navitas Communica...		435 · Extraordi...		4,000.00	-572,691.68

Navitas Utility Corporation
General Ledger
As of December 31, 2018

Type	Date	Num	Name	Memo	Split	Debit	Credit	Balance
Bill	09/30/2018	18093...	ADP	Salary payroll ...	5100 · Services		35,123.21	-607,814.89
Bill	09/30/2018	18100...	ADP	Biweekly / Fie...	-SPLIT-		39,130.68	-646,945.57
Bill	09/30/2018	1070	Battery Backup Pow...		6120 · Comm ...		432.34	-647,377.91
Bill	09/30/2018	180930	Stephens Co. Rural ...	Account A-04...	903.46 · Custo...		35.00	-647,412.91
Bill	09/30/2018	18093...	CKenergy Electric C...	Account: 592...	6230 · Utilities		351.00	-647,763.91
Bill	09/30/2018	18093...	CKenergy Electric C...	Account: 592...	6230 · Utilities		280.00	-648,043.91
Bill	09/30/2018	369	B & W Pipeline	Sep Transport	804.15 · City G...		13,897.67	-661,941.58
Bill	09/30/2018	180930	Equity Exchange	Account # 35...	6242 · Fuel		2,730.51	-664,672.09
Bill	09/30/2018	180930	Motley Gin, Inc.	Account ID: N...	921.46 · Office...		388.62	-665,060.71
Bill	09/30/2018	180930	Red River Valley Ru...	Account # 19...	855.46 · Other ...		37.39	-665,098.10
Bill	09/30/2018	10481...	Time Warner Cable	Account # 84...	6120 · Comm ...		179.99	-665,278.09
Bill	09/30/2018	10481...	Time Warner Cable	Account # 84...	6120 · Comm ...		464.91	-665,743.00
Bill	09/30/2018	180930	R & R Water /Culligan	Account # 22...	6230 · Utilities		53.00	-665,796.00
Bill	09/30/2018	99566...	Airgas, Inc.		931 · Rents		13.52	-665,809.52
Bill	09/30/2018	3307-...	Pitney Bowes	Account # 00...	931 · Rents		344.78	-666,154.30
Bill	09/30/2018	64483...	Western Exterminat...	Cust # 15043...	932 · Maintena...		80.00	-666,234.30
Bill	09/30/2018	53	Sparta Energy	Sep Production	804.15 · City G...		21,839.42	-688,073.72
Bill	09/30/2018	370	B & W Pipeline	Sep Transport	804.15 · City G...		125.40	-688,199.12
Bill	09/30/2018	1809N...	NALLC - gas facilities		851.46 · Sys C...		2,714.76	-690,913.88
Bill	09/30/2018	180930	First Volunteer Bank		6320 · Bank fees		12.50	-690,926.38
Bill	10/01/2018	181001	IPFS Corporation	Account # TX...	-SPLIT-		5,348.65	-696,275.03
Bill	10/01/2018	4122 ...	United Healthcare	Customer # 4...	926 · Employe...		9,488.34	-705,763.37
Bill	10/01/2018	4213 ...	United Healthcare	Customer # 5...	-SPLIT-		23,104.39	-728,867.76
Bill	10/01/2018	181001	Optum	Account # 3Y...	-SPLIT-		360.00	-729,227.76
Bill	10/01/2018		Opal Leach		931 · Rents		250.00	-729,477.76
Bill	10/01/2018		Volunteer Trenching		874.16 · Mains...		250.00	-729,727.76
Bill Pmt -Check	10/01/2018	Transfer	Optum	Account # 3Y...	1107 · Checkin...	360.00		-729,367.76
Bill	10/01/2018	133-1...	Steve Jolley		874.15 · Mains...		2,500.00	-731,867.76
Bill	10/01/2018	206 6...	Sonitrol Orange Cou...	Customer # 3...	932 · Maintena...		141.15	-732,008.91
Bill	10/01/2018	181001	Access Cable Televi...	Acct # 09-003...	921.16 · Office...		144.14	-732,153.05
Bill	10/01/2018	181001	Totah Communicati...	account # 7460	921.46 · Office...		279.83	-732,432.88
Bill	10/01/2018	1020 ...	X Stream Services	Account 0023...	6120 · Comm ...		377.70	-732,810.58
Bill	10/01/2018	2952	Full Spectrum Servi...		932 · Maintena...		200.00	-733,010.58
Bill	10/01/2018	18100...	Ford Credit	Account # 56...	-SPLIT-		1,050.05	-734,060.63
Bill	10/01/2018	18093...	Ford Credit	Account # 56...	-SPLIT-		1,376.59	-735,437.22
Bill	10/01/2018	18100...	GM Financial	Acct # 21100...	-SPLIT-		669.98	-736,107.20
Bill	10/01/2018	18092...	Ally	024921495072	-SPLIT-		593.55	-736,700.75
Bill	10/01/2018	18100...	Ally	AN 61192568...	-SPLIT-		655.22	-737,355.97
Bill	10/01/2018	18100...	Ally	611927038563	-SPLIT-		543.33	-737,899.30
Bill	10/01/2018	18100...	Ford Credit	Account # 56...	-SPLIT-		912.53	-738,811.83
Bill	10/01/2018	18100...	AT&T Mobility	Account # 28...	921.46 · Office...		542.50	-739,354.33
Bill	10/01/2018	181001	Monday's Stop N Sh...	Fuel Jul	921.46 · Office...		1,538.52	-740,892.85
Bill	10/01/2018	24195	Prince Plumbing LLC		874.46 · Mains...		24.32	-740,917.17
Bill	10/01/2018	1810N...	Navitas Communica...		435 · Extraordi...		2,000.00	-742,917.17
Bill	10/02/2018	181002	Max R Yearwood		932 · Maintena...		1,410.00	-744,327.17
Bill	10/02/2018	181002	The Town of Grace...		903.46 · Custo...		75.00	-744,402.17
Bill Pmt -Check	10/03/2018	Transfer	ADP	Biweekly / Fie...	1107 · Checkin...	2,239.43		-742,162.74
Bill Pmt -Check	10/03/2018	Transfer	ADP	Biweekly / Fie...	1107 · Checkin...	26,351.98		-715,810.76
Bill Pmt -Check	10/03/2018	Transfer	ADP	Biweekly / Fie...	1107 · Checkin...	9,535.14		-706,275.62

Navitas Utility Corporation
General Ledger
As of December 31, 2018

Type	Date	Num	Name	Memo	Split	Debit	Credit	Balance
Bill	10/03/2018		Legacy Bank		6320 · Bank fees		75.00	-706,350.62
Bill	10/03/2018	TR-53...	Enable Gas Transmi...	Account # 26...	804.28 · City G...		8,175.26	-714,525.88
Bill	10/03/2018	181003	CenterPoint Energy	7257756-2	804.46 · City G...		29.44	-714,555.32
Bill	10/03/2018	10461	Dirt Road Graphics		6140 · Office c...		353.69	-714,909.01
Bill	10/03/2018	20175	Quill	Account # C2...	6140 · Office c...		491.77	-715,400.78
Bill	10/04/2018	18093...	Natural Gas Pipeline...	Acct # 5319 / ...	-SPLIT-		494.82	-715,895.60
Bill	10/04/2018	11076...	EGW Utilities, Inc.	Customer ID ...	874.46 · Mains...		14.83	-715,910.43
Bill	10/04/2018	DAA1...	Dayton Associates -...	Project Numb...	6220 · Facilities		875.00	-716,785.43
Bill	10/04/2018	181004	Jellico Electric & Wa...	Account # 00...	903.16 · Custo...		122.32	-716,907.75
Bill	10/05/2018	52206...	ADP		923 · Outside ...		330.85	-717,238.60
Bill	10/05/2018	52206...	ADP		923 · Outside ...		101.95	-717,340.55
Bill	10/05/2018	52202...	ADP		923 · Outside ...		49.95	-717,390.50
Bill	10/05/2018	52189...	ADP		923 · Outside ...		198.35	-717,588.85
Bill Pmt -Check	10/05/2018	Transfer	ADP	Biweekly / Fie...	1107 · Checkin...	3,243.56		-714,345.29
Bill Pmt -Check	10/05/2018	Transfer	ADP		1107 · Checkin...	330.85		-714,014.44
Bill Pmt -Check	10/05/2018	Transfer	ADP		1107 · Checkin...	101.95		-713,912.49
Bill Pmt -Check	10/05/2018	Transfer	ADP		1107 · Checkin...	49.95		-713,862.54
Bill Pmt -Check	10/05/2018	Transfer	ADP		1107 · Checkin...	198.35		-713,664.19
Bill Pmt -Check	10/05/2018	8494	Access Cable Televi...	Acct # 09-003...	1107 · Checkin...	144.14		-713,520.05
Bill Pmt -Check	10/05/2018	8495	Aflac	Accout #: FG...	1107 · Checkin...	458.64		-713,061.41
Bill Pmt -Check	10/05/2018	8496	American Interstate ...	Policy AVWC...	1107 · Checkin...	1,247.00		-711,814.41
Bill Pmt -Check	10/05/2018	8497	Cintas Corporation #...		1107 · Checkin...	83.07		-711,731.34
Bill Pmt -Check	10/05/2018	8498	CKenergy Electric C...		1107 · Checkin...	631.00		-711,100.34
Bill Pmt -Check	10/05/2018	8499	Clearwater Enterpris...	Financial Mon...	1107 · Checkin...	19,000.00		-692,100.34
Bill Pmt -Check	10/05/2018	8500	DirecTV		1107 · Checkin...	202.97		-691,897.37
Bill Pmt -Check	10/05/2018	8501	England Ford Inc		1107 · Checkin...	247.28		-691,650.09
Bill Pmt -Check	10/05/2018	8502	Harmon Electric Ass...	Account # 50...	1107 · Checkin...	178.88		-691,471.21
Bill Pmt -Check	10/05/2018	8503	Haskell County Wat...	Acc # 10-1240	1107 · Checkin...	19.80		-691,451.41
Bill Pmt -Check	10/05/2018	8504	Legacy Bank		1107 · Checkin...	75.00		-691,376.41
Bill Pmt -Check	10/05/2018	8505	Ochelata Utility Auth...	Account 1129	1107 · Checkin...	150.85		-691,225.56
Bill Pmt -Check	10/05/2018	8506	Oklahoma Natural G...	Acc # 212809...	1107 · Checkin...	21.23		-691,204.33
Bill Pmt -Check	10/05/2018	8507	Opal Leach		1107 · Checkin...	250.00		-690,954.33
Bill Pmt -Check	10/05/2018	8508	Petrol Energy, LLC		1107 · Checkin...	7,000.00		-683,954.33
Bill Pmt -Check	10/05/2018	8509	Sonitrol Orange Cou...	Customer # 3...	1107 · Checkin...	141.15		-683,813.18
Bill Pmt -Check	10/05/2018	8510	Stephens Co. Rural ...	Account A-04...	1107 · Checkin...	35.00		-683,778.18
Bill Pmt -Check	10/05/2018	8511	Totah Communicati...	account # 7460	1107 · Checkin...	279.83		-683,498.35
Bill Pmt -Check	10/05/2018	8512	Town of Eakly		1107 · Checkin...	142.72		-683,355.63
Bill Pmt -Check	10/05/2018	8513	US Cellular	Account # 84...	1107 · Checkin...	401.51		-682,954.12
Bill Pmt -Check	10/05/2018	8514	Velma Public Works...		1107 · Checkin...	100.00		-682,854.12
Bill Pmt -Check	10/05/2018	8515	X Stream Services	0013081	1107 · Checkin...	377.70		-682,476.42
Bill Pmt -Check	10/05/2018	8516	Ally	024921495072	1107 · Checkin...	593.55		-681,882.87
Bill Pmt -Check	10/05/2018	8517	Ford Credit	Account # 56...	1107 · Checkin...	1,050.05		-680,832.82
Bill Pmt -Check	10/05/2018	8518	GM Financial	Acct # 21100...	1107 · Checkin...	669.98		-680,162.84
Bill Pmt -Check	10/05/2018	8519	Ally	AN 61192568...	1107 · Checkin...	655.22		-679,507.62
Bill Pmt -Check	10/05/2018	8520	Ford Credit	Account # 56...	1107 · Checkin...	1,376.59		-678,131.03
Bill Pmt -Check	10/05/2018	8521	Ally	611927038563	1107 · Checkin...	543.33		-677,587.70
Bill Pmt -Check	10/05/2018	8522	Ford Credit	Account # 56...	1107 · Checkin...	912.53		-676,675.17
Bill	10/05/2018	18100...	Ally	AN 61192568...	-SPLIT-		10,000.00	-686,675.17
Bill Pmt -Check	10/05/2018	8523	Ally	AN 61192568...	1107 · Checkin...	10,000.00		-676,675.17

Navitas Utility Corporation
General Ledger
As of December 31, 2018

Type	Date	Num	Name	Memo	Split	Debit	Credit	Balance
Bill	10/05/2018	70-TN...	Southern Star Centr...		804.46 · City G...		10,238.87	-686,914.04
Bill	10/05/2018	4010 ...	Cintas Corporation #...	Acct # 35084	923.16 · Outsi...		27.69	-686,941.73
Bill	10/05/2018	52223...	ADP		923 · Outside ...		246.80	-687,188.53
Bill	10/05/2018	181005	Northfork Electric C...	Acct # 12975...	903.46 · Custo...		47.25	-687,235.78
Bill Pmt -Check	10/05/2018		Northfork Electric C...	QuickBooks g...	1100 · Cash	0.00		-687,235.78
Bill	10/05/2018	S1809...	Equipment Controls ...	Customer # 1...	1607 · Meters ...		134.31	-687,370.09
Bill	10/05/2018	11018	Hull Brothers, Inc.		887.16 · Maint...		563.75	-687,933.84
Bill	10/05/2018	18100...	Pioneer Cellular - us...	Account # CN...	921.46 · Office...		93.13	-688,026.97
Bill	10/05/2018	181005	Cotton Electric Coop...	Acc # 270660...	903.46 · Custo...		97.02	-688,123.99
Bill	10/05/2018	24219	Prince Plumbing LLC		874.46 · Mains...		250.35	-688,374.34
Bill	10/08/2018	TR-53...	Enable Gas Transmi...	Account # 26...	804.46 · City G...		1,884.12	-690,258.46
Bill	10/08/2018	18100...	Public Service Co.	Account # 95...	903.46 · Custo...		39.21	-690,297.67
Bill	10/08/2018	160131	Cart Farm & Home ...		874.46 · Mains...		9.59	-690,307.26
Bill	10/09/2018	HC11...	H & C Services and ...		874.46 · Mains...		53.60	-690,360.86
Bill	10/09/2018	11078...	EGW Utilities, Inc.	Customer ID ...	874.46 · Mains...		334.78	-690,695.64
Bill	10/09/2018	181009	5100 Vanessa Novak	180904 SM-VK	920 · Administr...		60.60	-690,756.24
Bill	10/09/2018	19675...	Incorp	Account # 28...	-SPLIT-		148.00	-690,904.24
Bill	10/09/2018	18100...	Public Service Co.	Account # 95...	903.46 · Custo...		24.51	-690,928.75
Bill	10/09/2018	33594	Keystone-Beard Eq...		874.46 · Mains...		67.60	-690,996.35
Bill	10/09/2018	TR-57...	Enable Oklahoma In...	Account # 26...	804.46 · City G...		2,582.00	-693,578.35
Bill	10/09/2018	TR-57...	Enable Oklahoma In...	Account # 26...	804.46 · City G...		1,306.00	-694,884.35
Bill	10/10/2018	136123	Delgasco, Inc.	Account # 16...	804.16 · City G...		3,365.02	-698,249.37
Bill	10/10/2018	HC11...	H & C Services and ...		874.46 · Mains...		668.61	-698,917.98
Bill	10/10/2018	166	Petrol Energy, LLC		-SPLIT-		22,875.64	-721,793.62
Bill	10/10/2018	181010	Southern California ...	Customer acc...	6230 · Utilities		399.07	-722,192.69
Bill	10/10/2018	10089...	Clearwater Enterpris...	Financial Mon...	804.46 · City G...		3,034.56	-725,227.25
Bill	10/10/2018	181010	Ron Comingdeer & ...		923.46 · Outsi...		2,083.00	-727,310.25
Bill	10/10/2018	27679	Tennessee One-Call...		925 · I/D - Safe...		105.25	-727,415.50
Bill	10/11/2018	11079...	EGW Utilities, Inc.	Customer ID ...	874.46 · Mains...		117.86	-727,533.36
Bill	10/11/2018	1809 ...	Enbridge/Spectra E...	Account # 29...	-SPLIT-		1,675.50	-729,208.86
Bill	10/11/2018	181011	SoCal Gas	Account # 10...	6230 · Utilities		0.95	-729,209.81
Bill	10/11/2018	15797...	United Rentals, Inc.	Customer: 13...	887.46 · Maint...		854.73	-730,064.54
Bill	10/11/2018	10089...	Clearwater Enterpris...	Financial Mon...	804.46 · City G...		40,887.50	-770,952.04
Bill	10/11/2018	170574	Farris Bobango Bra...		923.16 · Outsi...		1,500.00	-772,452.04
Bill	10/11/2018	11022	Hull Brothers, Inc.		887.15 · Maint...		862.50	-773,314.54
Bill	10/11/2018	18800...	Quill	Account # C2...	6140 · Office c...		70.65	-773,385.19
Bill	10/11/2018	1011	Prairie Hill Construct...	W9 signed 12...	887.46 · Maint...		1,125.00	-774,510.19
Bill Pmt -Check	10/12/2018	Transfer	ADP		1107 · Checkin...	246.80		-774,263.39
Bill Pmt -Check	10/12/2018	8524	A New Energy LLC		1107 · Checkin...	2,083.33		-772,180.06
Bill Pmt -Check	10/12/2018	8525	B & W Pipeline		1107 · Checkin...	14,020.29		-758,159.77
Bill Pmt -Check	10/12/2018	8526	Cart Farm & Home ...		1107 · Checkin...	249.54		-757,910.23
Bill Pmt -Check	10/12/2018	8527	Cintas Corporation #...		1107 · Checkin...	55.38		-757,854.85
Bill Pmt -Check	10/12/2018	8528	Clearwater Enterpris...	Financial Mon...	1107 · Checkin...	19,000.00		-738,854.85
Bill Pmt -Check	10/12/2018	8529	Dayton Associates -...	Project Numb...	1107 · Checkin...	875.00		-737,979.85
Bill Pmt -Check	10/12/2018	8530	Enable Gas Transmi...	Account # 26...	1107 · Checkin...	1,604.64		-736,375.21
Bill Pmt -Check	10/12/2018	8531	Enable Oklahoma In...	Account # 26...	1107 · Checkin...	1,403.00		-734,972.21
Bill Pmt -Check	10/12/2018	8532	England Ford Inc		1107 · Checkin...	191.33		-734,780.88
Bill Pmt -Check	10/12/2018	8533	Farris Bobango Bra...		1107 · Checkin...	1,500.00		-733,280.88
Bill Pmt -Check	10/12/2018	8534	Full Spectrum Servi...		1107 · Checkin...	400.00		-732,880.88

Navitas Utility Corporation
General Ledger
As of December 31, 2018

Type	Date	Num	Name	Memo	Split	Debit	Credit	Balance
Bill Pmt -Check	10/12/2018	8535	H & C Services and ...		1107 · Checkin...	53.60		-732,827.28
Bill Pmt -Check	10/12/2018	8536	Harold's Auto Supply		1107 · Checkin...	138.49		-732,688.79
Bill Pmt -Check	10/12/2018	8537	Isco Industries, LLC	09/13 Got Inv...	1107 · Checkin...	460.47		-732,228.32
Bill Pmt -Check	10/12/2018	8538	Keystone-Beard Eq...		1107 · Checkin...	2,000.00		-730,228.32
Bill Pmt -Check	10/12/2018	8539	Klint Alexander	July 2018	1107 · Checkin...	1,000.00		-729,228.32
Bill Pmt -Check	10/12/2018	8540	Max R Yearwood		1107 · Checkin...	1,410.00		-727,818.32
Bill Pmt -Check	10/12/2018	8541	Mercury Instruments...		1107 · Checkin...	5,468.34		-722,349.98
Bill Pmt -Check	10/12/2018	8542	Motley Gin, Inc.	Account ID: N...	1107 · Checkin...	388.62		-721,961.36
Bill Pmt -Check	10/12/2018	8543	Natural Gas Pipeline...	Acct # 5319 / ...	1107 · Checkin...	494.82		-721,466.54
Bill Pmt -Check	10/12/2018	8544	O'Reilly Auto Parts		1107 · Checkin...	161.05		-721,305.49
Bill Pmt -Check	10/12/2018	8545	Petrol Energy, LLC		1107 · Checkin...	7,000.00		-714,305.49
Bill Pmt -Check	10/12/2018	8546	Quill	Account # C2...	1107 · Checkin...	39.83		-714,265.66
Bill Pmt -Check	10/12/2018	8547	Quinton Parts Supply		1107 · Checkin...	77.31		-714,188.35
Bill Pmt -Check	10/12/2018	8548	Red River Valley Ru...	Account # 19...	1107 · Checkin...	37.39		-714,150.96
Bill Pmt -Check	10/12/2018	8549	Ron Comingdeer & ...		1107 · Checkin...	2,083.00		-712,067.96
Bill Pmt -Check	10/12/2018	8550	Russmar Utility Man...		1107 · Checkin...	1,000.00		-711,067.96
Bill Pmt -Check	10/12/2018	8551	Streetmaster, LLC		1107 · Checkin...	1,250.00		-709,817.96
Bill Pmt -Check	10/12/2018	8552	TDH Construction		1107 · Checkin...	1,380.00		-708,437.96
Bill Pmt -Check	10/12/2018	8553	Tennessee One-Call...		1107 · Checkin...	1,254.84		-707,183.12
Bill Pmt -Check	10/12/2018	8554	Time Warner Cable		1107 · Checkin...	644.90		-706,538.22
Bill Pmt -Check	10/12/2018	8555	Tri-Star Energy Con...		1107 · Checkin...	4,008.00		-702,530.22
Bill Pmt -Check	10/12/2018	8556	Unifirst Holdings, In...		1107 · Checkin...	852.85		-701,677.37
Bill Pmt -Check	10/12/2018	8557	Unifirst Holdings, In...		1107 · Checkin...	145.52		-701,531.85
Bill Pmt -Check	10/12/2018	8558	Unifirst Holdings, In...		1107 · Checkin...	232.20		-701,299.65
Bill Pmt -Check	10/12/2018	8559	Unifirst Holdings, In...		1107 · Checkin...	145.44		-701,154.21
Bill Pmt -Check	10/12/2018	8560	Unifirst Holdings, In...		1107 · Checkin...	122.56		-701,031.65
Bill Pmt -Check	10/12/2018	8561	Utility Management ...		1107 · Checkin...	500.00		-700,531.65
Bill Pmt -Check	10/12/2018	8562	Volunteer Trenching		1107 · Checkin...	250.00		-700,281.65
Bill Pmt -Check	10/12/2018	Transfer	ADP	Salary payroll ...	1107 · Checkin...	22,729.08		-677,552.57
Bill Pmt -Check	10/12/2018	Transfer	ADP	Salary payroll ...	1107 · Checkin...	8,445.18		-669,107.39
Bill	10/12/2018	18101...	ADP	Biweekly / Fie...	-SPLIT-		38,694.06	-707,801.45
Bill	10/12/2018	52266...	ADP		923 · Outside ...		195.50	-707,996.95
Bill	10/12/2018	HC11...	H & C Services and ...		874.46 · Mains...		1,763.64	-709,760.59
Bill	10/12/2018	181012	Windstream	Account # 04...	921.46 · Office...		311.61	-710,072.20
Bill	10/12/2018	33073...	Pitney Bowes	Account # 00...	931 · Rents		598.41	-710,670.61
Bill	10/12/2018	181012	Liberty Mutual Insur...	Account # 40...	-SPLIT-		4,292.69	-714,963.30
Bill	10/12/2018	4010 ...	Cintas Corporation #...	Acct # 35084	923.16 · Outsi...		27.69	-714,990.99
Bill	10/13/2018	15809...	United Rentals, Inc.	Customer: 13...	887.28 · Maint...		1,024.58	-716,015.57
Bill	10/15/2018	18101...	ADP	Salary payroll ...	5100 · Services		33,323.69	-749,339.26
Bill Pmt -Check	10/15/2018	8563	Bank 7	VOID: Loan 1...	1107 · Checkin...	0.00		-749,339.26
Bill Pmt -Check	10/15/2018	8564	Bank 7	Loan 1010669	1107 · Checkin...	3,111.51		-746,227.75
Bill	10/15/2018	181015	5100 Robert Horsman		874.46 · Mains...		75.00	-746,302.75
Bill	10/15/2018	18101...	Oklahoma Natural G...	Account # 21...	804.46 · City G...		979.72	-747,282.47
Bill	10/15/2018	18101...	Oklahoma Natural G...	Account # 21...	804.46 · City G...		450.82	-747,733.29
Bill	10/15/2018	18101...	Oklahoma Natural G...	Account # 21...	804.46 · City G...		146.10	-747,879.39
Bill	10/15/2018	18101...	Oklahoma Natural G...	Account # 21...	804.46 · City G...		136.99	-748,016.38
Bill	10/15/2018	18101...	Oklahoma Natural G...	Account # 21...	804.46 · City G...		546.06	-748,562.44
Bill	10/15/2018	18101...	Oklahoma Natural G...	Account # 21...	804.46 · City G...		164.83	-748,727.27
Bill	10/15/2018	18101...	Oklahoma Natural G...	Account # 21...	804.46 · City G...		379.90	-749,107.17

Navitas Utility Corporation
General Ledger
As of December 31, 2018

Type	Date	Num	Name	Memo	Split	Debit	Credit	Balance
Bill	10/15/2018	181015	Haskell County Wat...	Acc # 10-1240	-SPLIT-		18.00	-749,125.17
Bill Pmt -Check	10/16/2018	Transfer	ADP	Salary payroll ...	1107 · Checkin...	2,149.43		-746,975.74
Bill Pmt -Check	10/16/2018	Transfer	ADP	Biweekly / Fie...	1107 · Checkin...	26,084.10		-720,891.64
Bill Pmt -Check	10/16/2018	Transfer	ADP	Biweekly / Fie...	1107 · Checkin...	9,406.29		-711,485.35
Bill	10/16/2018	S1900...	Equipment Controls ...	Customer # 1...	1607 · Meters ...		6,478.52	-717,963.87
Bill	10/16/2018	HC11...	H & C Services and ...		874.46 · Mains...		2,346.78	-720,310.65
Bill	10/16/2018	3800 ...	Terminix Processing...	Cust # 7479088	932 · Maintena...		59.00	-720,369.65
Bill	10/16/2018	2006 ...	Kentucky Undergrou...	Customer ID: ...	925 · I/D - Safe...		4.50	-720,374.15
Bill	10/16/2018	18101...	Unifirst Holdings, In...		923.46 · Outsi...		145.44	-720,519.59
Bill	10/16/2018	18101...	Unifirst Holdings, In...		923.46 · Outsi...		89.52	-720,609.11
Bill	10/17/2018	181017	5100 Paula Lynn		908.46 · Custo...		239.28	-720,848.39
Bill	10/17/2018	181017	Mesa Consolidated ...	Acc # 045127...	6230 · Utilities		65.33	-720,913.72
Bill	10/17/2018	181017	Guardian	Group ID: 00 ...	924 · Insurance		284.05	-721,197.77
Bill	10/17/2018	18101...	Unifirst Holdings, In...		923.46 · Outsi...		785.42	-721,983.19
Bill	10/17/2018	20257...	Quill	Account # C2...	6140 · Office c...		18.43	-722,001.62
Bill Pmt -Check	10/18/2018	Transfer	ADP	Biweekly / Fie...	1107 · Checkin...	3,203.67		-718,797.95
Credit	10/18/2018	181018	B & W Pipeline	stop payment ...	804.15 · City G...	25.00		-718,772.95
Bill	10/18/2018	4033	Hull Brothers Constr...		887.15 · Maint...		375.00	-719,147.95
Bill	10/18/2018	4034	Hull Brothers Constr...		887.15 · Maint...		225.00	-719,372.95
Bill	10/18/2018	4048	Hull Brothers Constr...		887.15 · Maint...		450.00	-719,822.95
Bill	10/18/2018	4049	Hull Brothers Constr...		874.15 · Mains...		1,427.60	-721,250.55
Bill	10/18/2018	4050	Hull Brothers Constr...		874.15 · Mains...		1,086.35	-722,336.90
Bill	10/18/2018	18101...	Unifirst Holdings, In...		923.46 · Outsi...		145.52	-722,482.42
Bill	10/18/2018	18101...	Unifirst Holdings, In...		923.46 · Outsi...		232.20	-722,714.62
Bill	10/18/2018	98167...	Verizon Wireless	Account # 87...	921.16 · Office...		1,106.20	-723,820.82
Bill	10/18/2018	161453	Cart Farm & Home ...		874.46 · Mains...		5.88	-723,826.70
Bill	10/18/2018	161438	Cart Farm & Home ...		874.46 · Mains...		71.32	-723,898.02
Bill	10/18/2018	161504	Cart Farm & Home ...		874.46 · Mains...		18.88	-723,916.90
Bill Pmt -Check	10/19/2018	Transfer	ADP		1107 · Checkin...	195.50		-723,721.40
Bill Pmt -Check	10/19/2018	8565	5100 Robert Horsman		1107 · Checkin...	75.00		-723,646.40
Bill Pmt -Check	10/19/2018	8566	Airgas, Inc.		1107 · Checkin...	13.52		-723,632.88
Bill Pmt -Check	10/19/2018	8567	AT&T Mobility	287021588346	1107 · Checkin...	542.50		-723,090.38
Bill Pmt -Check	10/19/2018	8568	B & W Pipeline		1107 · Checkin...	14,051.98		-709,038.40
Bill Pmt -Check	10/19/2018	8569	CenterPoint Energy	7257756-2	1107 · Checkin...	29.44		-709,008.96
Bill Pmt -Check	10/19/2018	8570	Clearwater Enterpris...		1107 · Checkin...	19,000.00		-690,008.96
Bill Pmt -Check	10/19/2018	8571	Cotton Electric Coop...	Acc # 270660...	1107 · Checkin...	97.02		-689,911.94
Bill Pmt -Check	10/19/2018	8572	IPFS Corporation	Account # TX...	1107 · Checkin...	5,348.65		-684,563.29
Bill Pmt -Check	10/19/2018	8573	Jellico Electric & Wa...	Account # 00...	1107 · Checkin...	122.32		-684,440.97
Bill Pmt -Check	10/19/2018	8574	Petrol Energy, LLC		1107 · Checkin...	7,000.00		-677,440.97
Bill Pmt -Check	10/19/2018	8575	Pioneer Cellular - us...	Account # CN...	1107 · Checkin...	93.13		-677,347.84
Bill Pmt -Check	10/19/2018	8576	Pitney Bowes	Account # 00...	1107 · Checkin...	344.78		-677,003.06
Bill Pmt -Check	10/19/2018	8577	Public Service Co.		1107 · Checkin...	63.72		-676,939.34
Bill Pmt -Check	10/19/2018	8578	R & R Water /Culligan	Account # 22...	1107 · Checkin...	53.00		-676,886.34
Bill Pmt -Check	10/19/2018	8579	Southern California ...	Customer acc...	1107 · Checkin...	399.07		-676,487.27
Bill Pmt -Check	10/19/2018	8580	Tennessee One-Call...		1107 · Checkin...	105.25		-676,382.02
Bill Pmt -Check	10/19/2018	8581	Terminix Processing...		1107 · Checkin...	61.00		-676,321.02
Bill Pmt -Check	10/19/2018	8582	The Town of Grace...		1107 · Checkin...	75.00		-676,246.02
Bill Pmt -Check	10/19/2018	8583	5100 Vanessa Novak	180904 SM-VK	1107 · Checkin...	60.60		-676,185.42
Bill Pmt -Check	10/19/2018	8584	Western Exterminat...	Cust # 15043...	1107 · Checkin...	80.00		-676,105.42

Navitas Utility Corporation
General Ledger
As of December 31, 2018

Type	Date	Num	Name	Memo	Split	Debit	Credit	Balance
Bill Pmt -Check	10/19/2018	8585	Windstream	Account # 04...	1107 · Checkin...	311.61		-675,793.81
Bill Pmt -Check	10/19/2018	8586	Battery Backup Pow...		1107 · Checkin...	902.06		-674,891.75
Bill Pmt -Check	10/19/2018	8587	Delgasco, Inc.	Account # 16...	1107 · Checkin...	3,534.30		-671,357.45
Bill Pmt -Check	10/19/2018	8588	Dirt Road Graphics		1107 · Checkin...	353.69		-671,003.76
Bill Pmt -Check	10/19/2018	8589	EGW Utilities, Inc.	Customer ID ...	1107 · Checkin...	3,758.05		-667,245.71
Bill Pmt -Check	10/19/2018	8590	Enable Gas Transmi...	Account # 26...	1107 · Checkin...	8,179.01		-659,066.70
Bill Pmt -Check	10/19/2018	8591	Enable Oklahoma In...	Account # 26...	1107 · Checkin...	1,650.00		-657,416.70
Bill Pmt -Check	10/19/2018	8592	England Ford Inc		1107 · Checkin...	557.12		-656,859.58
Bill Pmt -Check	10/19/2018	8593	Equipment Controls ...		1107 · Checkin...	6,612.83		-650,246.75
Bill Pmt -Check	10/19/2018	8594	Farmers Coop Mill &...		1107 · Checkin...	13.30		-650,233.45
Bill Pmt -Check	10/19/2018	8595	H & C Services and ...		1107 · Checkin...	668.61		-649,564.84
Bill Pmt -Check	10/19/2018	8596	Harold's Auto Supply	Acct # 3530	1107 · Checkin...	11.19		-649,553.65
Bill Pmt -Check	10/19/2018	8597	Hudson Country Sto...	Acct # 04361	1107 · Checkin...	1,163.33		-648,390.32
Bill Pmt -Check	10/19/2018	8598	Incorp	Account # 28...	1107 · Checkin...	148.00		-648,242.32
Bill Pmt -Check	10/19/2018	8599	Isco Industries, LLC	09/13 Got Inv...	1107 · Checkin...	5,000.00		-643,242.32
Bill Pmt -Check	10/19/2018	8600	Keystone-Beard Eq...		1107 · Checkin...	2,949.61		-640,292.71
Bill Pmt -Check	10/19/2018	8601	Klint Alexander	Aug 2018	1107 · Checkin...	1,000.00		-639,292.71
Bill Pmt -Check	10/19/2018	8602	LMJ Industries		1107 · Checkin...	1,000.00		-638,292.71
Bill Pmt -Check	10/19/2018	8603	Monday's Stop N Sh...	Fuel Jul	1107 · Checkin...	1,538.52		-636,754.19
Bill Pmt -Check	10/19/2018	8604	Navitas Communica...		1107 · Checkin...	4,000.00		-632,754.19
Bill Pmt -Check	10/19/2018	8605	Quill	Account # C2...	1107 · Checkin...	511.52		-632,242.67
Bill Pmt -Check	10/19/2018	8606	Southern Star Centr...		1107 · Checkin...	10,576.98		-621,665.69
Bill Pmt -Check	10/19/2018	8607	United Rentals, Inc.		1107 · Checkin...	1,879.31		-619,786.38
Bill	10/19/2018	4011 ...	Cintas Corporation #...	Acct # 35084	923.16 · Outsi...		27.69	-619,814.07
Bill	10/19/2018	181012	F & M Bank	Loan 999500...	-SPLIT-		630.87	-620,444.94
Bill	10/19/2018	18101...	Public Service Co.	Account # 95...	903.46 · Custo...		98.50	-620,543.44
Bill	10/19/2018	18101...	Public Service Co.		903.46 · Custo...		38.07	-620,581.51
Bill	10/19/2018	298853	Harold's Auto Supply	Acct # 3530	874.46 · Mains...		220.63	-620,802.14
Bill	10/20/2018	18102...	Pioneer Cellular - us...	Account # CN...	921.46 · Office...		114.35	-620,916.49
Bill	10/20/2018	02752...	US Cellular	Account # 84...	921.46 · Office...		402.75	-621,319.24
Bill	10/20/2018	18102...	Town of Eakly	Account # 1019	-SPLIT-		93.46	-621,412.70
Bill	10/20/2018	18102...	Town of Eakly	Account # 1019	-SPLIT-		18.00	-621,430.70
Bill	10/22/2018	218 0...	Tate Boy's Tire & Se...		874.46 · Mains...		511.39	-621,942.09
Bill	10/22/2018	181022	Harmon Electric Ass...	Account # 50...	903.46 · Custo...		189.37	-622,131.46
Bill	10/22/2018	181022	E & S Oil Company		921.46 · Office...		41.00	-622,172.46
Bill	10/23/2018	23331	Koons Gas Measure...		-SPLIT-		13,680.05	-635,852.51
Bill	10/23/2018	18102...	Public Service Co.	Account # 95...	903.46 · Custo...		95.98	-635,948.49
Bill	10/23/2018	181023	Oklahoma Natural G...	Acc # 212809...	903.46 · Custo...		21.23	-635,969.72
Bill	10/23/2018	0244-...	O'Reilly Auto Parts		874.46 · Mains...		50.97	-636,020.69
Bill	10/24/2018	181024	ReadyRefresh	Account # 00...	6230 · Utilities		57.87	-636,078.56
Bill	10/24/2018	181024	Ochelata Utility Auth...	Account 1129	903.46 · Custo...		144.45	-636,223.01
Bill	10/24/2018	33807	Keystone-Beard Eq...		874.46 · Mains...		32.80	-636,255.81
Bill	10/25/2018	5989	B & B Meter Service		-SPLIT-		2,516.50	-638,772.31
Bill	10/25/2018	181025	Optum	Account # 3Y...	-SPLIT-		310.00	-639,082.31
Bill	10/25/2018	340273	CenterPoint Energy ...	Customer ID: ...	-SPLIT-		426.42	-639,508.73
Bill	10/25/2018	TR-53...	Enable Gas Transmi...	Account # 26...	804.46 · City G...		332.13	-639,840.86
Bill	10/25/2018	833705	Aflac	Accout #: FG...	926 · Employe...		687.96	-640,528.82
Bill	10/25/2018	181025	Hudson Country Sto...	Acct # 04361	874.46 · Mains...		74.46	-640,603.28
Bill	10/25/2018	191025	Wheeler Chevrolet, I...	2018 Chevy S...	-SPLIT-	0.00		-640,603.28

Navitas Utility Corporation
General Ledger
As of December 31, 2018

Type	Date	Num	Name	Memo	Split	Debit	Credit	Balance
Bill Pmt -Check	10/26/2018	8608	Clearwater Enterpris...	Financial Mon...	1107 · Checkin...	19,000.00		-621,603.28
Bill Pmt -Check	10/26/2018	8609	Duncan Builders Su...	Customer Nu...	1107 · Checkin...	2,891.64		-618,711.64
Bill Pmt -Check	10/26/2018	8610	Equity Exchange	Account # 35...	1107 · Checkin...	2,730.51		-615,981.13
Bill Pmt -Check	10/26/2018	8611	Farris Bobango Bra...		1107 · Checkin...	1,500.00		-614,481.13
Bill Pmt -Check	10/26/2018	8612	Sparta Energy	July Production	1107 · Checkin...	19,191.56		-595,289.57
Bill Pmt -Check	10/26/2018	8613	German Roofing LLC	50% day of jo...	1107 · Checkin...	12,570.00		-582,719.57
Bill Pmt -Check	10/26/2018	8614	Hull Brothers, Inc.	TX-A Phase 1...	1107 · Checkin...	15,000.00		-567,719.57
Bill Pmt -Check	10/26/2018	8615	Mercury Instruments...		1107 · Checkin...	844.55		-566,875.02
Bill Pmt -Check	10/26/2018	8616	Petrol Energy, LLC		1107 · Checkin...	7,000.00		-559,875.02
Bill Pmt -Check	10/26/2018	8617	Ron Comingdeer & ...		1107 · Checkin...	2,083.00		-557,792.02
Bill Pmt -Check	10/26/2018	8618	Enbridge/Spectra E...	Account # 29...	1107 · Checkin...	1,675.50		-556,116.52
Bill Pmt -Check	10/26/2018	8619	Steve Jolley		1107 · Checkin...	2,500.00		-553,616.52
Bill Pmt -Check	10/26/2018	8620	Volunteer Trenching		1107 · Checkin...	250.00		-553,366.52
Bill	10/26/2018	52290...	ADP		923 · Outside ...		7.00	-553,373.52
Bill Pmt -Check	10/26/2018	Transfer	ADP		1107 · Checkin...	7.00		-553,366.52
Bill Pmt -Check	10/26/2018	8621	F & M Bank	Loan 999500...	1107 · Checkin...	630.87		-552,735.65
Bill	10/26/2018	no ba...	ADP		923 · Outside ...		260.80	-552,996.45
Bill Pmt -Check	10/26/2018	Transfer	ADP		1107 · Checkin...	260.80		-552,735.65
Bill Pmt -Check	10/26/2018	8622	5100 Paula Lynn		1107 · Checkin...	239.28		-552,496.37
Bill Pmt -Check	10/26/2018	8623	CenterPoint Energy ...	Customer ID: ...	1107 · Checkin...	426.42		-552,069.95
Bill Pmt -Check	10/26/2018	8624	Guardian	Group ID: 00 ...	1107 · Checkin...	284.05		-551,785.90
Bill Pmt -Check	10/26/2018	8625	Kentucky Undergrou...	Customer ID: ...	1107 · Checkin...	4.50		-551,781.40
Bill Pmt -Check	10/26/2018	8626	Mesa Consolidated ...	Acc # 045127...	1107 · Checkin...	65.33		-551,716.07
Bill Pmt -Check	10/26/2018	8628	Pioneer Cellular - us...	Account # CN...	1107 · Checkin...	114.35		-551,601.72
Bill Pmt -Check	10/26/2018	8629	Pitney Bowes	Account # 00...	1107 · Checkin...	598.41		-551,003.31
Bill	10/26/2018	52358...	ADP		923 · Outside ...		330.31	-551,333.62
Bill	10/26/2018	52358...	ADP		923 · Outside ...		49.95	-551,383.57
Bill	10/26/2018	52368...	ADP		923 · Outside ...		99.35	-551,482.92
Bill	10/26/2018	18102...	ADP	Biweekly / Fie...	-SPLIT-		38,316.21	-589,799.13
Bill	10/26/2018	4011 ...	Cintas Corporation #...	Acct # 35084	923.16 · Outsi...		27.69	-589,826.82
Bill	10/26/2018	181026	Bank 7	Loan 1010669	427 · Interest ...		3,265.76	-593,092.58
Bill	10/26/2018	18102...	Ally	024921495072	-SPLIT-		593.55	-593,686.13
Bill	10/27/2018	88115...	DirecTV	Account # 03...	6120 · Comm ...		138.98	-593,825.11
Bill	10/28/2018	51797...	DirecTV	Account # 03...	6120 · Comm ...		72.16	-593,897.27
Bill	10/28/2018	181028	The Town of Grace...		903.46 · Custo...		75.00	-593,972.27
Bill	10/29/2018	RTN1...	LMJ Industries		1408 · Prepaid...		1,000.00	-594,972.27
Bill	10/29/2018	RTN1...	Tri-Star Energy Con...		1408 · Prepaid...		4,008.00	-598,980.27
Bill	10/29/2018	3035	Full Spectrum Servi...		932 · Maintena...		200.00	-599,180.27
Bill	10/29/2018	0931 ...	Knox Oklahoma Re...		925 · I/D - Safe...		15.00	-599,195.27
Bill Pmt -Check	10/30/2018	Transfer	ADP	Biweekly / Fie...	1107 · Checkin...	25,895.90		-573,299.37
Bill Pmt -Check	10/30/2018	Transfer	ADP	Biweekly / Fie...	1107 · Checkin...	9,279.62		-564,019.75
Bill	10/30/2018	3335	Mountain Valley Sup...		-SPLIT-		223.13	-564,242.88
Bill	10/30/2018	181030	Christine Lynn Curtis		6420 · Tax con...		15.00	-564,257.88
Bill	10/30/2018	181030	Klint Alexander	Aug 2018	-SPLIT-		1,000.00	-565,257.88
Bill	10/30/2018	18103...	Ford Credit	Account # 56...	-SPLIT-		1,376.59	-566,634.47
Bill	10/30/2018	181030	Stephens Co. Rural ...	Account A-04...	903.46 · Custo...		36.00	-566,670.47
Bill	10/30/2018	181030	Red River Valley Ru...	Account # 19...	855.46 · Other ...		37.53	-566,708.00
Bill	10/30/2018	674527	Farmers Coop Mill &...		874.46 · Mains...		48.00	-566,756.00
Bill	10/30/2018	23508...	Quill	Account # C2...	6140 · Office c...		48.68	-566,804.68

Navitas Utility Corporation
General Ledger
As of December 31, 2018

Type	Date	Num	Name	Memo	Split	Debit	Credit	Balance
Bill	10/31/2018	1810N...	Navitas 1, LLC		1499 · Contrac...		10,080.00	-576,884.68
Credit	10/31/2018		Navitas 1, LLC		2899 · Prepaid...	10,000.00		-566,884.68
Bill	10/31/2018	72	TDH Construction		-SPLIT-		1,380.00	-568,264.68
Bill	10/31/2018	181031	American Interstate ...	Policy AVWC...	924 · Insurance		1,148.00	-569,412.68
Bill	10/31/2018	18103...	ADP	Salary payroll ...	5100 · Services		34,622.10	-604,034.78
Bill Pmt -Check	10/31/2018	Transfer	ADP	Salary payroll ...	1107 · Checkin...	24,282.96		-579,751.82
Bill Pmt -Check	10/31/2018	Transfer	ADP	Salary payroll ...	1107 · Checkin...	8,099.71		-571,652.11
Bill	10/31/2018	2127	Professional Compli...		925 · I/D - Safe...		160.00	-571,812.11
Bill	10/31/2018	18103...	CKenergy Electric C...	Account: 592...	6230 · Utilities		285.00	-572,097.11
Bill	10/31/2018	18103...	CKenergy Electric C...	Account: 592...	6230 · Utilities		209.00	-572,306.11
Bill	10/31/2018	181031	Equity Exchange	Account # 35...	6242 · Fuel		3,047.91	-575,354.02
Bill	10/31/2018	181031	Motley Gin, Inc.	Account ID: N...	921.46 · Office...		341.75	-575,695.77
Bill	10/31/2018	181031	R & R Water /Culligan	Account # 22...	6230 · Utilities		45.58	-575,741.35
Bill	10/31/2018	181031	Velma Public Works...		-SPLIT-		100.00	-575,841.35
Bill	10/31/2018	18089	Russmar Utility Man...		887.15 · Maint...		1,000.00	-576,841.35
Bill	10/31/2018	99573...	Airgas, Inc.		931 · Rents		16.60	-576,857.95
Bill	10/31/2018	81072...	One Call Concepts, ...	Acct # NAVIT01	925 · I/D - Safe...		0.50	-576,858.45
Bill	10/31/2018	65258...	Western Exterminat...	Cust # 15043...	932 · Maintena...		80.00	-576,938.45
Bill	10/31/2018	374	B & W Pipeline	Gas Transport	804.15 · City G...		262.50	-577,200.95
Bill	10/31/2018	373	B & W Pipeline	Gas Transport	804.15 · City G...		13,897.67	-591,098.62
Bill	10/31/2018	54	Sparta Energy	Gas Production	804.15 · City G...		23,271.06	-614,369.68
Bill	10/31/2018	1810N...	NALLC - gas facilities		851.46 · Sys C...		4,466.52	-618,836.20
Bill	10/31/2018	18-1371	Southeastern Diagn...		925 · I/D - Safe...		25.00	-618,861.20
Bill	10/31/2018	1810N...	Navitas Communica...		435 · Extraordi...		4,000.00	-622,861.20
Bill	10/31/2018	1100	Battery Backup Pow...		6120 · Comm ...		499.22	-623,360.42
Bill	10/31/2018	181031	First Volunteer Bank		6320 · Bank fees		19.00	-623,379.42
Bill	11/01/2018	181101	IPFS Corporation	Account # TX...	-SPLIT-		5,348.65	-628,728.07
Bill	11/01/2018	4213 ...	United Healthcare	Customer # 5...	-SPLIT-		23,111.38	-651,839.45
Bill	11/01/2018	4122 ...	United Healthcare	Customer # 4...	926 · Employe...		8,045.43	-659,884.88
Bill Pmt -Check	11/01/2018	Trasfer	Optum	Account # 3Y...	1107 · Checkin...	310.00		-659,574.88
Bill	11/01/2018	206 7...	Sonitrol Orange Cou...	Customer # 3...	932 · Maintena...		141.15	-659,716.03
Bill	11/01/2018	181101	Access Cable Televi...	Acct # 09-003...	921.16 · Office...		144.14	-659,860.17
Bill Pmt -Check	11/01/2018	Transfer	United Healthcare		1107 · Checkin...	32,592.73		-627,267.44
Bill	11/01/2018		Opal Leach		931 · Rents		250.00	-627,517.44
Bill	11/01/2018		Volunteer Trenching		874.16 · Mains...		250.00	-627,767.44
Bill	11/01/2018	134-1...	Steve Jolley		874.15 · Mains...		2,500.00	-630,267.44
Bill	11/01/2018	18110...	Ally	AN 61192568...	-SPLIT-		247.83	-630,515.27
Bill	11/01/2018	18110...	Ally	611927038563	-SPLIT-		543.33	-631,058.60
Bill	11/01/2018	18110...	Ford Credit	Account # 56...	-SPLIT-		1,050.05	-632,108.65
Bill	11/01/2018	18110...	Ford Credit	Account # 56...	-SPLIT-		912.53	-633,021.18
Bill	11/01/2018	18110...	GM Financial	Acct # 21100...	-SPLIT-		669.98	-633,691.16
Bill	11/01/2018	18110...	GM Financial	Acct: # 21101...	-SPLIT-		675.82	-634,366.98
Bill	11/01/2018	181101	Totah Communicati...	account # 7460	921.46 · Office...		279.83	-634,646.81
Bill	11/01/2018	1021 ...	X Stream Services	Account 0023...	6120 · Comm ...		377.07	-635,023.88
Bill	11/01/2018	10481...	Time Warner Cable	Account # 84...	6120 · Comm ...		179.99	-635,203.87
Bill	11/01/2018	10481...	Time Warner Cable	Account # 84...	6120 · Comm ...		464.91	-635,668.78
Bill	11/01/2018	18110...	AT&T Mobility	Account # 28...	921.46 · Office...		522.87	-636,191.65
Bill	11/01/2018	1811N...	Navitas Communica...		435 · Extraordi...		2,000.00	-638,191.65
Bill Pmt -Check	11/02/2018	Transfer	ADP		1107 · Checkin...	330.31		-637,861.34

Navitas Utility Corporation
General Ledger
As of December 31, 2018

Type	Date	Num	Name	Memo	Split	Debit	Credit	Balance
Bill Pmt -Check	11/02/2018	Transfer	ADP		1107 · Checkin...	49.95		-637,811.39
Bill Pmt -Check	11/02/2018	Transfer	ADP		1107 · Checkin...	99.35		-637,712.04
Bill Pmt -Check	11/02/2018	Transfer	ADP	Salary payroll ...	1107 · Checkin...	2,239.43		-635,472.61
Bill Pmt -Check	11/02/2018	8630	Access Cable Televi...	Acct # 09-003...	1107 · Checkin...	144.14		-635,328.47
Bill Pmt -Check	11/02/2018	8631	Aflac	Accout #: FG...	1107 · Checkin...	687.96		-634,640.51
Bill Pmt -Check	11/02/2018	8632	Christine Lynn Curtis	VOID:	1107 · Checkin...	0.00		-634,640.51
Bill Pmt -Check	11/02/2018	8633	Enable Gas Transmi...	Account # 26...	1107 · Checkin...	8,032.97		-626,607.54
Bill Pmt -Check	11/02/2018	8634	Harmon Electric Ass...	Account # 50...	1107 · Checkin...	189.37		-626,418.17
Bill Pmt -Check	11/02/2018	8635	Liberty Mutual Insur...	Account # 40...	1107 · Checkin...	4,292.69		-622,125.48
Bill Pmt -Check	11/02/2018	8636	Mercury Instruments...		1107 · Checkin...	878.06		-621,247.42
Bill Pmt -Check	11/02/2018	8637	Ochelata Utility Auth...	VOID: Accou...	1107 · Checkin...	0.00		-621,247.42
Bill Pmt -Check	11/02/2018	8638	Oklahoma Natural G...		1107 · Checkin...	2,825.65		-618,421.77
Bill Pmt -Check	11/02/2018	8639	Russmar Utility Man...		1107 · Checkin...	1,000.00		-617,421.77
Bill Pmt -Check	11/02/2018	8640	Sonitrol Orange Cou...	Customer # 3...	1107 · Checkin...	141.15		-617,280.62
Bill Pmt -Check	11/02/2018	8641	Streetmaster, LLC		1107 · Checkin...	1,250.00		-616,030.62
Bill Pmt -Check	11/02/2018	8642	TDH Construction		1107 · Checkin...	1,380.00		-614,650.62
Bill Pmt -Check	11/02/2018	8643	US Cellular	Account # 84...	1107 · Checkin...	402.75		-614,247.87
Bill Pmt -Check	11/02/2018	8644	Verizon Wireless	Account # 87...	1107 · Checkin...	1,106.20		-613,141.67
Bill Pmt -Check	11/02/2018	8645	Ochelata Utility Auth...	Account 1129	1107 · Checkin...	144.45		-612,997.22
Bill Pmt -Check	11/02/2018	8646	American Interstate ...	Policy AVWC...	1107 · Checkin...	1,148.00		-611,849.22
Bill	11/02/2018	11088...	EGW Utilities, Inc.	Customer ID ...	874.46 · Mains...		996.83	-612,846.05
Bill	11/02/2018	52390...	ADP		923 · Outside ...		198.35	-613,044.40
Bill	11/02/2018	52390...	ADP		923 · Outside ...		246.80	-613,291.20
Bill	11/02/2018	4011 ...	Cintas Corporation #...	Acct # 35084	923.16 · Outsi...		27.69	-613,318.89
Bill	11/02/2018	181102	CenterPoint Energy	7257756-2	804.46 · City G...		28.81	-613,347.70
Bill	11/02/2018	2018...	Oklahoma One Call ...	Member Code...	-SPLIT-		2,103.75	-615,451.45
Bill	11/02/2018	7112	Urgent Med LLC		925 · I/D - Safe...		30.00	-615,481.45
Bill	11/03/2018		Legacy Bank		6320 · Bank fees		75.00	-615,556.45
Bill	11/04/2018	181104	Cotton Electric Coop...	Acc # 270660...	903.46 · Custo...		71.05	-615,627.50
Bill	11/04/2018	181104	Pitney Bowes	Account # 00...	931 · Rents		400.00	-616,027.50
Bill Pmt -Check	11/05/2018	Transfer	ADP	Biweekly / Fie...	1107 · Checkin...	3,140.69		-612,886.81
Bill	11/05/2018	18110...	Ally	611927038563	-SPLIT-		10,000.00	-622,886.81
Bill	11/05/2018	18110...	Pioneer Cellular - us...	Account # CN...	921.46 · Office...		94.02	-622,980.83
Bill	11/05/2018	TR-53...	Enable Gas Transmi...	Account # 26...	804.28 · City G...		8,177.12	-631,157.95
Bill	11/05/2018	136659	England Ford Inc	account 4411...	874.46 · Mains...		97.08	-631,255.03
Bill	11/05/2018	93363	Jenkins Oilfield Sup...	Customer Acc...	874.46 · Mains...		454.21	-631,709.24
Bill	11/05/2018	181105	Jellico Electric & Wa...	Account # 00...	903.16 · Custo...		96.88	-631,806.12
Bill	11/05/2018	10754	K E Andrews and C...		6420 · Tax con...		7,000.00	-638,806.12
Bill	11/05/2018	24906...	Quill	Account # C2...	6140 · Office c...		347.07	-639,153.19
Bill	11/06/2018	1118 ...	Natural Gas Pipeline...	Acct # 5319 / ...	-SPLIT-		494.70	-639,647.89
Bill	11/06/2018	11090...	EGW Utilities, Inc.	Customer ID ...	874.46 · Mains...		1,072.07	-640,719.96
Bill	11/06/2018	TR-53...	Enable Gas Transmi...	Account # 26...	804.46 · City G...		1,893.06	-642,613.02
Bill	11/06/2018	181106	Monday's Stop N Sh...	Fuel Jul	921.46 · Office...		1,808.55	-644,421.57
Bill	11/06/2018	18110...	Public Service Co.	Account # 95...	903.46 · Custo...		38.76	-644,460.33
Bill	11/06/2018	18110...	Public Service Co.	Account # 95...	903.46 · Custo...		24.49	-644,484.82
Bill	11/06/2018	24333	Prince Plumbing LLC		874.46 · Mains...		9.68	-644,494.50
Bill	11/07/2018	70-TN...	Southern Star Centr...		804.46 · City G...		10,760.11	-655,254.61
Bill	11/07/2018	ticket ...	Carnegie Lumber		874.46 · Mains...		16.68	-655,271.29
Bill	11/07/2018	181107	Northfork Electric C...	Acct # 12975...	903.46 · Custo...		48.52	-655,319.81

Navitas Utility Corporation
General Ledger
As of December 31, 2018

Type	Date	Num	Name	Memo	Split	Debit	Credit	Balance
Bill	11/07/2018	476380	Valir Physical Therapy		925 · I/D - Safe...		25.00	-655,344.81
Bill	11/07/2018	25695...	Quill	Account # C2...	6140 · Office c...		74.03	-655,418.84
Bill	11/08/2018	HC11...	H & C Services and ...		874.46 · Mains...		262.42	-655,681.26
Bill	11/08/2018	0244-...	O'Reilly Auto Parts		874.46 · Mains...		34.45	-655,715.71
Bill	11/08/2018	181108	Southern California ...	Customer acc...	6230 · Utilities		306.59	-656,022.30
Bill	11/08/2018	15797...	United Rentals, Inc.	Customer: 13...	887.46 · Maint...		854.73	-656,877.03
Bill	11/08/2018	25806...	Quill	Account # C2...	6140 · Office c...		271.38	-657,148.41
Bill Pmt -Check	11/09/2018	Transfer	ADP		1107 · Checkin...	198.35		-656,950.06
Bill Pmt -Check	11/09/2018	Transfer	ADP		1107 · Checkin...	246.80		-656,703.26
Bill Pmt -Check	11/09/2018	8647	Ally	AN 61192568...	1107 · Checkin...	247.83		-656,455.43
Bill Pmt -Check	11/09/2018	8648	Ally	024921495072	1107 · Checkin...	593.55		-655,861.88
Bill Pmt -Check	11/09/2018	8649	Ally	611927038563	1107 · Checkin...	543.33		-655,318.55
Bill Pmt -Check	11/09/2018	8650	Ford Credit	Account # 56...	1107 · Checkin...	1,050.05		-654,268.50
Bill Pmt -Check	11/09/2018	8651	Ford Credit	Account # 56...	1107 · Checkin...	1,376.59		-652,891.91
Bill Pmt -Check	11/09/2018	8652	Ford Credit	Account # 56...	1107 · Checkin...	912.53		-651,979.38
Bill Pmt -Check	11/09/2018	8653	GM Financial	Acct # 21100...	1107 · Checkin...	669.98		-651,309.40
Bill Pmt -Check	11/09/2018	8654	GM Financial	Acct: # -VI...	1107 · Checkin...	675.82		-650,633.58
Bill Pmt -Check	11/09/2018	8655	Ally	611927038563	1107 · Checkin...	10,000.00		-640,633.58
Bill Pmt -Check	11/09/2018	8656	B & W Pipeline		1107 · Checkin...	14,267.08		-626,366.50
Bill Pmt -Check	11/09/2018	8657	CenterPoint Energy	7257756-2	1107 · Checkin...	28.81		-626,337.69
Bill Pmt -Check	11/09/2018	8658	Cintas Corporation #...		1107 · Checkin...	83.07		-626,254.62
Bill Pmt -Check	11/09/2018	8659	CKenergy Electric C...		1107 · Checkin...	494.00		-625,760.62
Bill Pmt -Check	11/09/2018	8660	Clearwater Enterpris...		1107 · Checkin...	24,000.00		-601,760.62
Bill Pmt -Check	11/09/2018	8661	Delgasco, Inc.	Account # 16...	1107 · Checkin...	3,365.02		-598,395.60
Bill Pmt -Check	11/09/2018	8662	DirecTV		1107 · Checkin...	211.14		-598,184.46
Bill Pmt -Check	11/09/2018	8663	Sparta Energy	Aug Production	1107 · Checkin...	23,705.82		-574,478.64
Bill Pmt -Check	11/09/2018	8664	H & C Services and ...		1107 · Checkin...	1,763.64		-572,715.00
Bill Pmt -Check	11/09/2018	8665	Haskell County Wat...	Acc # 10-1240	1107 · Checkin...	18.00		-572,697.00
Bill Pmt -Check	11/09/2018	8666	Isco Industries, LLC	09/13 Got Inv...	1107 · Checkin...	5,000.00		-567,697.00
Bill Pmt -Check	11/09/2018	8667	Legacy Bank		1107 · Checkin...	75.00		-567,622.00
Bill Pmt -Check	11/09/2018	8668	Opal Leach		1107 · Checkin...	250.00		-567,372.00
Bill Pmt -Check	11/09/2018	8669	Petrol Energy, LLC		1107 · Checkin...	8,000.00		-559,372.00
Bill Pmt -Check	11/09/2018	8670	Pioneer Cellular - us...	Account # CN...	1107 · Checkin...	94.02		-559,277.98
Bill Pmt -Check	11/09/2018	8671	Professional Compli...		1107 · Checkin...	160.00		-559,117.98
Bill Pmt -Check	11/09/2018	8672	Quill		1107 · Checkin...	562.42		-558,555.56
Bill Pmt -Check	11/09/2018	8673	R & R Water /Culligan	Account # 22...	1107 · Checkin...	45.58		-558,509.98
Bill Pmt -Check	11/09/2018	8674	Red River Valley Ru...	Account # 19...	1107 · Checkin...	37.53		-558,472.45
Bill Pmt -Check	11/09/2018	8675	Southern Star Centr...		1107 · Checkin...	10,238.87		-548,233.58
Bill Pmt -Check	11/09/2018	8676	Stephens Co. Rural ...	Account A-04...	1107 · Checkin...	36.00		-548,197.58
Bill Pmt -Check	11/09/2018	8677	Tate Boy's Tire & Se...		1107 · Checkin...	511.39		-547,686.19
Bill Pmt -Check	11/09/2018	8678	Totah Communicati...	account # 7460	1107 · Checkin...	279.83		-547,406.36
Bill Pmt -Check	11/09/2018	8679	Town of Eakly		1107 · Checkin...	111.46		-547,294.90
Bill Pmt -Check	11/09/2018	8680	Unifirst Holdings, In...		1107 · Checkin...	785.42		-546,509.48
Bill Pmt -Check	11/09/2018	8681	Unifirst Holdings, In...		1107 · Checkin...	145.52		-546,363.96
Bill Pmt -Check	11/09/2018	8682	Unifirst Holdings, In...		1107 · Checkin...	232.20		-546,131.76
Bill Pmt -Check	11/09/2018	8683	Unifirst Holdings, In...		1107 · Checkin...	145.44		-545,986.32
Bill Pmt -Check	11/09/2018	8684	Unifirst Holdings, In...		1107 · Checkin...	89.52		-545,896.80
Bill Pmt -Check	11/09/2018	8685	United Rentals, Inc.		1107 · Checkin...	1,879.31		-544,017.49
Bill Pmt -Check	11/09/2018	8686	Velma Public Works...		1107 · Checkin...	100.00		-543,917.49

Navitas Utility Corporation
General Ledger
As of December 31, 2018

Type	Date	Num	Name	Memo	Split	Debit	Credit	Balance
Bill Pmt -Check	11/09/2018	8687	Volunteer Trenching		1107 · Checkin...	250.00		-543,667.49
Bill Pmt -Check	11/09/2018	8688	X Stream Services	0013081	1107 · Checkin...	377.07		-543,290.42
Bill Pmt -Check	11/09/2018	8689	Keystone-Beard Eq...		1107 · Checkin...	100.40		-543,190.02
Bill Pmt -Check	11/09/2018	8690	Motley Gin, Inc.	Account ID: N...	1107 · Checkin...	341.75		-542,848.27
Bill Pmt -Check	11/09/2018	8691	Mountain Valley Sup...		1107 · Checkin...	223.13		-542,625.14
Bill Pmt -Check	11/09/2018	8692	Natural Gas Pipeline...	Acct # 5319 / ...	1107 · Checkin...	494.70		-542,130.44
Bill Pmt -Check	11/09/2018	8693	Bank 7	Loan 1010669	1107 · Checkin...	3,265.76		-538,864.68
Bill Pmt -Check	11/09/2018	8694	Public Service Co.		1107 · Checkin...	167.15		-538,697.53
Bill	11/09/2018	9552	Clutches Unlimited	Clutches Unli...	6140 · Office c...		383.18	-539,080.71
Bill Pmt -Check	11/09/2018	8695	Clutches Unlimited	Clutches Unli...	1107 · Checkin...	383.18		-538,697.53
Bill	11/09/2018	18110...	ADP	Biweekly / Fie...	-SPLIT-		38,940.10	-577,637.63
Bill	11/09/2018	4012 ...	Cintas Corporation #...	Acct # 35084	923.16 · Outsi...		27.69	-577,665.32
Bill	11/09/2018	TR-57...	Enable Oklahoma In...	Account # 26...	804.46 · City G...		4,954.00	-582,619.32
Bill	11/09/2018	TR-57...	Enable Oklahoma In...	Account # 26...	804.46 · City G...		2,204.00	-584,823.32
Credit	11/09/2018	CM12...	H & C Services and ...		874.46 · Mains...	113.31		-584,710.01
Bill	11/09/2018	1109 ...	EGW Utilities, Inc.	Customer ID ...	874.46 · Mains...		2,048.65	-586,758.66
Bill	11/09/2018	181109	F & M Bank	Loan 999500...	-SPLIT-		630.87	-587,389.53
Bill	11/10/2018	15809...	United Rentals, Inc.	Customer: 13...	887.28 · Maint...		1,024.58	-588,414.11
Bill	11/10/2018	181110	Ron Comingdeer & ...		923.46 · Outsi...		2,083.00	-590,497.11
Bill	11/11/2018	171282	Farris Bobango Bra...		923.16 · Outsi...		1,500.00	-591,997.11
Bill	11/12/2018	181112	Liberty Mutual Insur...	Account # 40...	-SPLIT-		4,507.69	-596,504.80
Bill	11/12/2018	181112	Newport Beach Live...		925 · I/D - Safe...		64.00	-596,568.80
Bill Pmt -Check	11/12/2018	8696	Newport Beach Live...		1107 · Checkin...	64.00		-596,504.80
Bill	11/12/2018	61836	Allegra Printing & Im...		6140 · Office c...		104.52	-596,609.32
Bill	11/12/2018	136412	Delgasco, Inc.	Account # 16...	804.16 · City G...		7,699.93	-604,309.25
Bill	11/12/2018	5750	Quinton Parts Supply	pay to Timoth...	874.46 · Mains...		1,529.91	-605,839.16
Bill	11/12/2018	18111...	Pitney Bowes	Account # 00...	931 · Rents		800.00	-606,639.16
Bill Pmt -Check	11/13/2018	XFER	ADP	Biweekly / Fie...	1107 · Checkin...	26,282.33		-580,356.83
Bill Pmt -Check	11/13/2018	XFER	ADP	Biweekly / Fie...	1107 · Checkin...	9,472.60		-570,884.23
Bill	11/13/2018	18111...	ADP	Salary payroll ...	5100 · Services		32,962.35	-603,846.58
Bill	11/13/2018	10089...	Clearwater Enterpris...	Financial Mon...	804.46 · City G...		7,274.82	-611,121.40
Bill	11/13/2018	181113	SoCal Gas	Account # 10...	6230 · Utilities		0.91	-611,122.31
Bill	11/13/2018	1810 ...	Enbridge/Spectra E...	Account # 29...	-SPLIT-		1,676.44	-612,798.75
Bill	11/13/2018	181113	Windstream	Account # 04...	921.46 · Office...		311.47	-613,110.22
Bill	11/13/2018	02730...	Zee Medical Service...	Account # 2312	925 · I/D - Safe...		414.63	-613,524.85
Bill	11/13/2018	181113	5100 Paula Lynn		874.46 · Mains...		239.28	-613,764.13
Bill Pmt -Check	11/14/2018	xfer	ADP	Salary payroll ...	1107 · Checkin...	23,023.83		-590,740.30
Bill Pmt -Check	11/14/2018	xfer	ADP	Salary payroll ...	1107 · Checkin...	7,789.09		-582,951.21
Bill	11/14/2018	181114	Guardian	Group ID: 00 ...	924 · Insurance		306.25	-583,257.46
Bill	11/14/2018	18111...	Oklahoma Natural G...	Account # 21...	804.46 · City G...		1,326.44	-584,583.90
Bill	11/14/2018	18111...	Oklahoma Natural G...	Account # 21...	804.46 · City G...		453.51	-585,037.41
Bill	11/14/2018	18111...	Oklahoma Natural G...	Account # 21...	804.46 · City G...		172.90	-585,210.31
Bill	11/14/2018	18111...	Oklahoma Natural G...	Account # 21...	804.46 · City G...		143.27	-585,353.58
Bill	11/14/2018	18111...	Oklahoma Natural G...	Account # 21...	804.46 · City G...		548.79	-585,902.37
Bill	11/14/2018	18111...	Oklahoma Natural G...	Account # 21...	804.46 · City G...		180.93	-586,083.30
Bill	11/14/2018	18111...	Oklahoma Natural G...	Account # 21...	804.46 · City G...		429.53	-586,512.83
Bill	11/14/2018	3808 ...	Terminix Processing...	Cust # 7479088	932 · Maintena...		59.00	-586,571.83
Bill Pmt -Check	11/15/2018	XFER	ADP	Biweekly / Fie...	1107 · Checkin...	3,185.17		-583,386.66
Credit	11/15/2018	1109 ...	EGW Utilities, Inc.	Customer ID ...	874.46 · Mains...	712.50		-582,674.16

Navitas Utility Corporation
General Ledger
As of December 31, 2018

Type	Date	Num	Name	Memo	Split	Debit	Credit	Balance
Bill	11/15/2018	10089...	Clearwater Enterpris...	Financial Mon...	804.46 · City G...		39,306.19	-621,980.35
Bill	11/15/2018	4012 ...	Cintas Corporation #...	Acct # 35084	923.16 · Outsi...		27.69	-622,008.04
Bill	11/15/2018	1108 ...	Isco Industries, LLC	09/13 Got Inv...	-SPLIT-		10,599.36	-632,607.40
Bill	11/15/2018	154850	Buesing's Pump & S...		874.46 · Mains...		322.97	-632,930.37
Bill	11/15/2018	S55472	E & S Oil Company		921.46 · Office...		40.25	-632,970.62
Bill Pmt -Check	11/16/2018	8697	Airgas, Inc.		1107 · Checkin...	16.60		-632,954.02
Bill Pmt -Check	11/16/2018	8698	Carnegie Lumber		1107 · Checkin...	16.68		-632,937.34
Bill Pmt -Check	11/16/2018	8699	Cart Farm & Home ...		1107 · Checkin...	105.67		-632,831.67
Bill Pmt -Check	11/16/2018	8700	Clearwater Enterpris...		1107 · Checkin...	24,000.00		-608,831.67
Bill Pmt -Check	11/16/2018	8701	E & S Oil Company		1107 · Checkin...	41.00		-608,790.67
Bill Pmt -Check	11/16/2018	8702	England Ford Inc	account 4411...	1107 · Checkin...	97.08		-608,693.59
Bill Pmt -Check	11/16/2018	8703	Farmers Coop Mill &...		1107 · Checkin...	48.00		-608,645.59
Bill Pmt -Check	11/16/2018	8704	Full Spectrum Servi...		1107 · Checkin...	200.00		-608,445.59
Bill Pmt -Check	11/16/2018	8705	Knox Oklahoma Re...		1107 · Checkin...	15.00		-608,430.59
Bill Pmt -Check	11/16/2018	8706	O'Reilly Auto Parts		1107 · Checkin...	85.42		-608,345.17
Bill Pmt -Check	11/16/2018	8707	Petrol Energy, LLC		1107 · Checkin...	8,000.00		-600,345.17
Bill Pmt -Check	11/16/2018	8708	Prince Plumbing LLC		1107 · Checkin...	302.48		-600,042.69
Bill Pmt -Check	11/16/2018	8709	Quill		1107 · Checkin...	67.11		-599,975.58
Bill Pmt -Check	11/16/2018	8710	Southern California ...	Customer acc...	1107 · Checkin...	306.59		-599,668.99
Bill Pmt -Check	11/16/2018	8711	Time Warner Cable		1107 · Checkin...	644.90		-599,024.09
Bill Pmt -Check	11/16/2018	8712	Urgent Med LLC		1107 · Checkin...	30.00		-598,994.09
Bill Pmt -Check	11/16/2018	xfer	ADP	Salary payroll ...	1107 · Checkin...	2,149.43		-596,844.66
Bill	11/16/2018	379561	Gene Herren		874.46 · Mains...		344.99	-597,189.65
Bill Pmt -Check	11/16/2018	8724	Zee Medical Service...	Account # 2312	1107 · Checkin...	414.63		-596,775.02
Credit	11/16/2018	1109 ...	EGW Utilities, Inc.	Customer ID ...	874.46 · Mains...	47.50		-596,727.52
Bill	11/16/2018	52462...	ADP		923 · Outside ...		260.80	-596,988.32
Bill	11/16/2018	52462...	ADP		923 · Outside ...		202.50	-597,190.82
Bill	11/16/2018	28136	Tennessee One-Call...		-SPLIT-		1,638.05	-598,828.87
Bill	11/16/2018	181116	Haskell County Wat...	Acc # 10-1240	-SPLIT-		18.00	-598,846.87
Bill	11/17/2018	18111...	CKenergy Electric C...	Account: 592...	6230 · Utilities		188.00	-599,034.87
Bill	11/17/2018	18111...	CKenergy Electric C...	Account: 592...	6230 · Utilities		154.00	-599,188.87
Bill	11/18/2018	98186...	Verizon Wireless	Account # 87...	921.16 · Office...		857.09	-600,045.96
Bill	11/19/2018	1108 ...	Isco Industries, LLC	09/13 Got Inv...	874.46 · Mains...		128.57	-600,174.53
Bill	11/19/2018	2006 ...	Kentucky Undergrou...	Customer ID: ...	925 · I/D - Safe...		6.00	-600,180.53
Bill	11/19/2018	18111...	Public Service Co.		903.46 · Custo...		38.07	-600,218.60
Bill	11/19/2018	18111...	Public Service Co.	Account # 95...	903.46 · Custo...		95.84	-600,314.44
Bill	11/19/2018	18111...	Unifirst Holdings, In...		923.46 · Outsi...		144.94	-600,459.38
Bill	11/20/2018	1108 ...	Isco Industries, LLC	09/13 Got Inv...	874.46 · Mains...		289.65	-600,749.03
Bill	11/20/2018	181120	Oklahoma Natural G...	Acc # 212809...	903.46 · Custo...		21.23	-600,770.26
Bill	11/20/2018	0219-...	O'Reilly Auto Parts		874.46 · Mains...		32.31	-600,802.57
Bill	11/20/2018	18112...	Pioneer Cellular - us...	Account # CN...	921.46 · Office...		114.35	-600,916.92
Bill	11/20/2018	18112...	Unifirst Holdings, In...		923.46 · Outsi...		181.80	-601,098.72
Bill	11/20/2018	181120	Harmon Electric Ass...	Account # 50...	903.46 · Custo...		211.15	-601,309.87
Bill	11/20/2018	02802...	US Cellular	Account # 84...	921.46 · Office...		402.75	-601,712.62
Bill	11/21/2018	168	Petrol Energy, LLC		-SPLIT-		42,726.30	-644,438.92
Bill	11/21/2018	4012 ...	Cintas Corporation #...	Acct # 35084	923.16 · Outsi...		27.69	-644,466.61
Bill	11/21/2018	HC11...	H & C Services and ...		874.46 · Mains...		7.35	-644,473.96
Bill	11/21/2018	18112...	Unifirst Holdings, In...		923.46 · Outsi...		893.51	-645,367.47
Bill	11/21/2018	18112...	Public Service Co.	Account # 95...	903.46 · Custo...		79.33	-645,446.80

Navitas Utility Corporation
General Ledger
As of December 31, 2018

Type	Date	Num	Name	Memo	Split	Debit	Credit	Balance
Bill	11/21/2018	34261	Keystone-Beard Eq...		874.46 · Mains...		172.20	-645,619.00
Bill	11/21/2018	RTN1...	LMJ Industries		1408 · Prepaid...		2,000.00	-647,619.00
Bill	11/22/2018	181122	ReadyRefresh	Account # 00...	6230 · Utilities		98.87	-647,717.87
Bill	11/22/2018	18112...	Unifirst Holdings, In...		923.46 · Outsi...		181.90	-647,899.77
Bill	11/22/2018	18112...	Unifirst Holdings, In...		923.46 · Outsi...		290.25	-648,190.02
Bill Pmt -Check	11/23/2018	8713	AT&T Mobility	287021588346	1107 · Checkin...	522.87		-647,667.15
Bill Pmt -Check	11/23/2018	8714	IPFS Corporation	Account # TX...	1107 · Checkin...	5,348.65		-642,318.50
Bill Pmt -Check	11/23/2018	8715	Jellico Electric & Wa...	Account # 00...	1107 · Checkin...	96.88		-642,221.62
Bill Pmt -Check	11/23/2018	8716	Liberty Mutual Insur...	Account # 40...	1107 · Checkin...	4,507.69		-637,713.93
Bill Pmt -Check	11/23/2018	8717	Northfork Electric C...	Acct # 12975...	1107 · Checkin...	26.04		-637,687.89
Bill Pmt -Check	11/23/2018	8718	One Call Concepts, ...	Acct # NAVIT01	1107 · Checkin...	0.50		-637,687.39
Bill Pmt -Check	11/23/2018	8719	Public Service Co.		1107 · Checkin...	63.25		-637,624.14
Bill Pmt -Check	11/23/2018	8720	SoCal Gas		1107 · Checkin...	1.21		-637,622.93
Bill Pmt -Check	11/23/2018	8721	Valir Physical Therapy		1107 · Checkin...	25.00		-637,597.93
Bill Pmt -Check	11/23/2018	8722	Western Exterminat...	Cust # 15043...	1107 · Checkin...	80.00		-637,517.93
Bill Pmt -Check	11/23/2018	8723	Windstream	Account # 04...	1107 · Checkin...	311.47		-637,206.46
Bill Pmt -Check	11/23/2018	TRAN...	ADP		1107 · Checkin...	260.80		-636,945.66
Bill Pmt -Check	11/23/2018	TRAN...	ADP		1107 · Checkin...	202.50		-636,743.16
Bill Pmt -Check	11/23/2018	8725	Allegra Printing & Im...		1107 · Checkin...	104.52		-636,638.64
Bill Pmt -Check	11/23/2018	8726	B & B Meter Service		1107 · Checkin...	2,516.50		-634,122.14
Bill Pmt -Check	11/23/2018	8727	Clearwater Enterpris...	Financial Mon...	1107 · Checkin...	24,000.00		-610,122.14
Bill Pmt -Check	11/23/2018	8728	Cotton Electric Coop...	Acc # 270660...	1107 · Checkin...	71.05		-610,051.09
Bill Pmt -Check	11/23/2018	8729	EGW Utilities, Inc.		1107 · Checkin...	1,464.30		-608,586.79
Bill Pmt -Check	11/23/2018	8730	Enable Gas Transmi...		1107 · Checkin...	4,290.42		-604,296.37
Bill Pmt -Check	11/23/2018	8731	Enable Oklahoma In...	Account # 26...	1107 · Checkin...	2,204.00		-602,092.37
Bill Pmt -Check	11/23/2018	8732	Equity Exchange	Account # 35...	1107 · Checkin...	3,047.91		-599,044.46
Bill Pmt -Check	11/23/2018	8733	Farris Bobango Bra...		1107 · Checkin...	1,500.00		-597,544.46
Bill Pmt -Check	11/23/2018	8734	Gene Herren		1107 · Checkin...	344.99		-597,199.47
Bill Pmt -Check	11/23/2018	8735	Guardian	Group ID: 00 ...	1107 · Checkin...	306.25		-596,893.22
Bill Pmt -Check	11/23/2018	8736	H & C Services and ...	VOID:	1107 · Checkin...	0.00		-596,893.22
Bill Pmt -Check	11/23/2018	8737	Harold's Auto Supply	Acct # 3530	1107 · Checkin...	220.63		-596,672.59
Bill Pmt -Check	11/23/2018	8738	Hull Brothers Constr...		1107 · Checkin...	1,802.60		-594,869.99
Bill Pmt -Check	11/23/2018	8739	Hull Brothers, Inc.		1107 · Checkin...	1,426.25		-593,443.74
Bill Pmt -Check	11/23/2018	8740	Isco Industries, LLC		1107 · Checkin...	4,362.31		-589,081.43
Bill Pmt -Check	11/23/2018	8741	Klint Alexander	Aug 2018	1107 · Checkin...	1,000.00		-588,081.43
Bill Pmt -Check	11/23/2018	8742	Koons Gas Measure...		1107 · Checkin...	5,000.00		-583,081.43
Bill Pmt -Check	11/23/2018	8743	LMJ Industries		1107 · Checkin...	1,000.00		-582,081.43
Bill Pmt -Check	11/23/2018	8744	Monday's Stop N Sh...	Fuel Jul	1107 · Checkin...	1,808.55		-580,272.88
Bill Pmt -Check	11/23/2018	8745	Navitas Communica...		1107 · Checkin...	2,000.00		-578,272.88
Bill Pmt -Check	11/23/2018	8746	Oklahoma Natural G...		1107 · Checkin...	3,255.37		-575,017.51
Bill Pmt -Check	11/23/2018	8747	Petrol Energy, LLC		1107 · Checkin...	8,000.00		-567,017.51
Bill Pmt -Check	11/23/2018	8748	Ron Comingdeer & ...		1107 · Checkin...	2,083.00		-564,934.51
Bill Pmt -Check	11/23/2018	8749	Enbridge/Spectra E...	Account # 29...	1107 · Checkin...	1,676.44		-563,258.07
Bill Pmt -Check	11/23/2018	8750	Steve Jolley		1107 · Checkin...	2,500.00		-560,758.07
Bill Pmt -Check	11/23/2018	8751	Tri-Star Energy Con...		1107 · Checkin...	4,008.00		-556,750.07
Bill Pmt -Check	11/23/2018	8752	H & C Services and ...		1107 · Checkin...	2,495.89		-554,254.18
Bill	11/23/2018	52511...	ADP		923 · Outside ...		96.75	-554,350.93
Bill	11/23/2018	52511...	ADP		923 · Outside ...		49.95	-554,400.88
Bill	11/23/2018	18112...	Town of Eakly	Account # 10...	-SPLIT-		18.00	-554,418.88

Navitas Utility Corporation
General Ledger
As of December 31, 2018

Type	Date	Num	Name	Memo	Split	Debit	Credit	Balance
Bill	11/23/2018	18112...	Town of Eakly	Account # 88...	-SPLIT-		93.04	-554,511.92
Bill	11/23/2018	18112...	Ally	024921495072	-SPLIT-		593.55	-555,105.47
Bill	11/24/2018	16308...	United Rentals, Inc.	Customer: 13...	887.28 · Maint...		3,896.83	-559,002.30
Bill	11/25/2018	181125	Aflac	Group ID: 00 ...	924 · Insurance		458.64	-559,460.94
Bill	11/25/2018	122186	Entz Oilfield Chemic...		874.46 · Mains...		205.06	-559,666.00
Bill	11/26/2018	RTN1...	LMJ Industries		1408 · Prepaid...		2,000.00	-561,666.00
Bill	11/26/2018	RTN1...	Tri-Star Energy Con...		1408 · Prepaid...		8,016.00	-569,682.00
Bill	11/26/2018	181126	Kenneth Lowe	Nicholson Well	800.15 · Well ...		13,046.00	-582,728.00
Credit	11/26/2018	1108 ...	Isco Industries, LLC	Credit Memo	-SPLIT-	107.37		-582,620.63
Bill	11/26/2018	181126	Hudson Country Sto...	Acct # 04361	874.46 · Mains...		156.56	-582,777.19
Bill	11/26/2018	34284	Keystone-Beard Eq...		874.46 · Mains...		151.20	-582,928.39
Bill	11/26/2018	15696	Quill	Account # C2...	6140 · Office c...		211.50	-583,139.89
Bill	11/26/2018	181126	Bank 7	Loan 1010669	427 · Interest ...		950.58	-584,090.47
Bill	11/26/2018	181126	Klint Alexander	Aug 2018	-SPLIT-		1,000.00	-585,090.47
Bill Pmt -Check	11/27/2018	Transfer	ADP	Biweekly / Fie...	1107 · Checkin...	26,285.19		-558,805.28
Bill Pmt -Check	11/27/2018	Transfer	ADP	Biweekly / Fie...	1107 · Checkin...	9,422.92		-549,382.36
Bill	11/27/2018	18100	Russmar Utility Man...		887.15 · Maint...		1,000.00	-550,382.36
Bill	11/27/2018	Q319 ...	Oklahoma Corporati...	Q219 Fee ass...	-SPLIT-		1,795.78	-552,178.14
Bill Pmt -Check	11/27/2018	xfer	United Healthcare	Customer # 4...	1107 · Checkin...	8,045.43		-544,132.71
Bill Pmt -Check	11/27/2018	xfer	United Healthcare	Customer # 5...	1107 · Checkin...	23,111.38		-521,021.33
Bill	11/27/2018	34566...	CenterPoint Energy ...	Customer ID: ...	-SPLIT-		605.64	-521,626.97
Bill	11/27/2018	88115...	DirecTV	Account # 03...	6120 · Comm ...		138.98	-521,765.95
Bill	11/27/2018	5858	Quinton Parts Supply	pay to Timoth...	874.46 · Mains...		8.71	-521,774.66
Bill	11/27/2018	5859	Quinton Parts Supply	pay to Timoth...	874.46 · Mains...		106.81	-521,881.47
Bill	11/28/2018	18112...	ADP	Biweekly / Fie...	-SPLIT-		38,867.59	-560,749.06
Bill Pmt -Check	11/28/2018	8769	NALLC - gas facilities		1107 · Checkin...	7,554.60		-553,194.46
Bill	11/28/2018	18113...	ADP	Salary payroll ...	5100 · Services		34,622.10	-587,816.56
Bill	11/28/2018	6025	B & B Meter Service		874.46 · Mains...		810.00	-588,626.56
Credit	11/28/2018	TR-53...	Enable Gas Transmi...	Account # 26...	804.46 · City G...	271.45		-588,355.11
Bill	11/28/2018	181128	The Town of Grace...		903.46 · Custo...		75.00	-588,430.11
Bill	11/28/2018	51797...	DirecTV	Account # 03...	6120 · Comm ...		70.99	-588,501.10
Bill	11/28/2018	181128	Ochelata Utility Auth...	Account 1129	903.46 · Custo...		152.45	-588,653.55
Bill	11/28/2018	181128	Motley Gin, Inc.	Account ID: N...	921.46 · Office...		431.78	-589,085.33
Bill Pmt -Check	11/28/2018	8901	Quinton Parts Supply		1107 · Checkin...	1,645.43		-587,439.90
Bill	11/28/2018	18112...	Pitney Bowes	Account # 00...	931 · Rents		800.00	-588,239.90
Bill	11/29/2018	OQ-J...	Tri-Star Energy Con...		923.46 · Outsi...		2,500.00	-590,739.90
Bill Pmt -Check	11/29/2018	Transfer	ADP	Salary payroll ...	1107 · Checkin...	24,282.97		-566,456.93
Bill Pmt -Check	11/29/2018	Transfer	ADP	Salary payroll ...	1107 · Checkin...	8,099.70		-558,357.23
Bill	11/29/2018	HC11...	H & C Services and ...		874.46 · Mains...		244.13	-558,601.36
Bill	11/30/2018	1811N...	Navitas 1, LLC		1499 · Contrac...		10,080.00	-568,681.36
Credit	11/30/2018		Navitas 1, LLC		2899 · Prepaid...	10,000.00		-558,681.36
Bill	11/30/2018	73	TDH Construction		-SPLIT-		1,703.38	-560,384.74
Bill	11/30/2018	181130	American Interstate ...	Policy AVWC...	924 · Insurance		1,157.00	-561,541.74
Bill	11/30/2018	377	B & W Pipeline	Gas Transport	804.15 · City G...		13,897.67	-575,439.41
Bill Pmt -Check	11/30/2018	Transfer	ADP		1107 · Checkin...	96.75		-575,342.66
Bill Pmt -Check	11/30/2018	Transfer	ADP		1107 · Checkin...	49.95		-575,292.71
Bill Pmt -Check	11/30/2018	Transfer	ADP	Biweekly / Fie...	1107 · Checkin...	3,159.48		-572,133.23
Bill	11/30/2018	181130	A New Energy LLC		1408 · Prepaid...		4,166.66	-576,299.89
Bill Pmt -Check	11/30/2018	8753	5100 Paula Lynn		1107 · Checkin...	239.28		-576,060.61

Navitas Utility Corporation
General Ledger
As of December 31, 2018

Type	Date	Num	Name	Memo	Split	Debit	Credit	Balance
Bill Pmt -Check	11/30/2018	8754	Access Cable Televi...	Acct # 09-003...	1107 · Checkin...	144.14		-575,916.47
Bill Pmt -Check	11/30/2018	8755	Clearwater Enterpris...	Financial Mon...	1107 · Checkin...	24,000.00		-551,916.47
Bill Pmt -Check	11/30/2018	8756	Enable Gas Transmi...	Account # 26...	1107 · Checkin...	332.13		-551,584.34
Bill Pmt -Check	11/30/2018	8757	Kentucky Undergrou...	Customer ID: ...	1107 · Checkin...	6.00		-551,578.34
Bill Pmt -Check	11/30/2018	8758	Oklahoma Corporati...	Q319 Fee ass...	1107 · Checkin...	1,795.78		-549,782.56
Bill Pmt -Check	11/30/2018	8759	Oklahoma Natural G...	Acc # 212809...	1107 · Checkin...	21.23		-549,761.33
Bill Pmt -Check	11/30/2018	8760	Petrol Energy, LLC		1107 · Checkin...	8,000.00		-541,761.33
Bill Pmt -Check	11/30/2018	8761	Pioneer Cellular - us...	Account # CN...	1107 · Checkin...	114.35		-541,646.98
Bill Pmt -Check	11/30/2018	8762	Public Service Co.		1107 · Checkin...	133.91		-541,513.07
Bill Pmt -Check	11/30/2018	8763	ReadyRefresh		1107 · Checkin...	76.55		-541,436.52
Bill Pmt -Check	11/30/2018	8764	TDH Construction		1107 · Checkin...	1,380.00		-540,056.52
Bill Pmt -Check	11/30/2018	8765	Tennessee One-Call...		1107 · Checkin...	1,638.05		-538,418.47
Bill Pmt -Check	11/30/2018	8766	Terminix Processing...	Cust # 7479088	1107 · Checkin...	59.00		-538,359.47
Bill Pmt -Check	11/30/2018	8767	United Rentals, Inc.		1107 · Checkin...	1,879.31		-536,480.16
Bill Pmt -Check	11/30/2018	8768	Verizon Wireless	Account # 87...	1107 · Checkin...	857.09		-535,623.07
Bill	11/30/2018	4012 ...	Cintas Corporation #...	Acct # 35084	923.16 · Outsi...		27.69	-535,650.76
Bill	11/30/2018	218 3...	Tate Boy's Tire & Se...		874.46 · Mains...		40.15	-535,690.91
Bill	11/30/2018	1811N...	Navitas Communica...		435 · Extraordi...		4,000.00	-539,690.91
Bill	11/30/2018	181130	5100 Scott Kniess		874.46 · Mains...		631.56	-540,322.47
Bill	11/30/2018	52549...	ADP		923 · Outside ...		337.82	-540,660.29
Bill	11/30/2018	52523...	ADP		923 · Outside ...		246.80	-540,907.09
Bill	11/30/2018	52520...	ADP		923 · Outside ...		198.35	-541,105.44
Bill	11/30/2018	11100...	EGW Utilities, Inc.	Customer ID ...	874.46 · Mains...		224.97	-541,330.41
Bill	11/30/2018	1108 ...	Isco Industries, LLC	09/13 Got Inv...	874.46 · Mains...		283.11	-541,613.52
Bill	11/30/2018	181130	Stephens Co. Rural ...	Account A-04...	903.46 · Custo...		36.00	-541,649.52
Bill	11/30/2018	181130	Velma Public Works...		-SPLIT-		100.00	-541,749.52
Bill	11/30/2018	18113...	Ford Credit	Account # 56...	-SPLIT-		1,376.59	-543,126.11
Bill	11/30/2018	0219-...	O'Reilly Auto Parts		874.46 · Mains...		27.20	-543,153.31
Bill	11/30/2018	1101	Battery Backup Pow...		6120 · Comm ...		482.20	-543,635.51
Bill	11/30/2018	99580...	Airgas, Inc.		931 · Rents		13.52	-543,649.03
Bill	11/30/2018	181130	Equity Exchange	Account # 35...	6242 · Fuel		2,891.05	-546,540.08
Bill	11/30/2018	181130	First Volunteer Bank		6320 · Bank fees		19.50	-546,559.58
Bill	11/30/2018	181130	R & R Water /Culligan	Account # 22...	6230 · Utilities		45.58	-546,605.16
Bill	11/30/2018	181130	Red River Valley Ru...	Account # 19...	855.46 · Other ...		37.58	-546,642.74
Bill	11/30/2018	81172...	One Call Concepts, ...	Acct # NAVIT01	925 · I/D - Safe...		1.50	-546,644.24
Bill	11/30/2018	66331...	Western Exterminat...	Cust # 15043...	932 · Maintena...		80.00	-546,724.24
Bill	11/30/2018	376	B & W Pipeline	Gas Transport	804.15 · City G...		569.06	-547,293.30
Bill	11/30/2018	55	Sparta Energy	Gas Production	804.15 · City G...		23,780.63	-571,073.93
Bill	11/30/2018	1811N...	NALLC - gas facilities		851.46 · Sys C...		10,272.42	-581,346.35
Bill	12/01/2018	181201	IPFS Corporation	Account # TX...	-SPLIT-		5,348.65	-586,695.00
Bill	12/01/2018	181201	Access Cable Televi...	Acct # 09-003...	921.16 · Office...		144.14	-586,839.14
Bill	12/01/2018	4122 ...	United Healthcare	Customer # 4...	926 · Employe...		10,783.65	-597,622.79
Bill	12/01/2018	4213 ...	United Healthcare	Customer # 5...	-SPLIT-		22,104.34	-619,727.13
Bill	12/01/2018	206 8...	Sonitrol Orange Cou...	Customer # 3...	932 · Maintena...		141.15	-619,868.28
Bill	12/01/2018		Opal Leach		931 · Rents		250.00	-620,118.28
Bill	12/01/2018		Volunteer Trenching		874.16 · Mains...		250.00	-620,368.28
Bill	12/01/2018	1021 ...	X Stream Services	Account 0023...	6120 · Comm ...		380.71	-620,748.99
Bill	12/01/2018	18120...	Ally	611927038563	-SPLIT-		543.33	-621,292.32
Bill	12/01/2018	1812N...	Navitas Communica...		435 · Extraordi...		2,000.00	-623,292.32

Navitas Utility Corporation
General Ledger
As of December 31, 2018

Type	Date	Num	Name	Memo	Split	Debit	Credit	Balance
Bill	12/01/2018	18120...	Ford Credit	Account # 56...	-SPLIT-		912.53	-624,204.85
Bill	12/01/2018	18120...	Ford Credit	Account # 56...	-SPLIT-		1,050.05	-625,254.90
Bill	12/01/2018	18120...	GM Financial	Acct # 21100...	-SPLIT-		669.98	-625,924.88
Bill	12/01/2018	18120...	GM Financial	Acct: # 21101...	-SPLIT-		675.82	-626,600.70
Bill	12/01/2018	10481...	Time Warner Cable	Account # 84...	6120 · Comm ...		571.44	-627,172.14
Bill	12/01/2018	10481...	Time Warner Cable	Account # 84...	6120 · Comm ...		179.99	-627,352.13
Bill	12/01/2018	181201	Totah Communicati...	account # 7460	921.46 · Office...		279.83	-627,631.96
Bill	12/01/2018	18120...	AT&T Mobility	Account # 28...	921.46 · Office...		522.87	-628,154.83
Bill	12/01/2018	3119	Full Spectrum Servi...		932 · Maintena...		200.00	-628,354.83
Bill	12/02/2018	191202	Pitney Bowes	Account # 00...	-SPLIT-		39.99	-628,394.82
Bill Pmt -Check	12/03/2018	8770	American Interstate ...	Policy AVWC...	1107 · Checkin...	1,157.00		-627,237.82
Bill Pmt -Check	12/03/2018	8771	CenterPoint Energy ...	Customer ID: ...	1107 · Checkin...	605.64		-626,632.18
Bill Pmt -Check	12/03/2018	8772	Cintas Corporation #...		1107 · Checkin...	110.76		-626,521.42
Bill Pmt -Check	12/03/2018	8773	Delgasco, Inc.	Account # 16...	1107 · Checkin...	7,699.93		-618,821.49
Bill Pmt -Check	12/03/2018	8774	EGW Utilities, Inc.	Customer ID ...	1107 · Checkin...	312.07		-618,509.42
Bill Pmt -Check	12/03/2018	8775	H & C Services and ...		1107 · Checkin...	251.48		-618,257.94
Bill Pmt -Check	12/03/2018	8776	Harmon Electric Ass...	Account # 50...	1107 · Checkin...	211.15		-618,046.79
Bill Pmt -Check	12/03/2018	8777	Hull Brothers Constr...		1107 · Checkin...	1,761.35		-616,285.44
Bill Pmt -Check	12/03/2018	8778	Isco Industries, LLC		1107 · Checkin...	5,910.21		-610,375.23
Bill Pmt -Check	12/03/2018	8779	Jenkins Oilfield Sup...	Customer Acc...	1107 · Checkin...	454.21		-609,921.02
Bill Pmt -Check	12/03/2018	8780	Keystone-Beard Eq...		1107 · Checkin...	151.20		-609,769.82
Bill Pmt -Check	12/03/2018	8781	O'Reilly Auto Parts		1107 · Checkin...	32.31		-609,737.51
Bill Pmt -Check	12/03/2018	8782	Public Service Co.	Account # 95...	1107 · Checkin...	79.33		-609,658.18
Bill Pmt -Check	12/03/2018	8783	Sonitrol Orange Cou...	Customer # 3...	1107 · Checkin...	141.15		-609,517.03
Bill Pmt -Check	12/03/2018	8784	Southeastern Diagn...		1107 · Checkin...	25.00		-609,492.03
Bill Pmt -Check	12/03/2018	8785	Tate Boy's Tire & Se...		1107 · Checkin...	40.15		-609,451.88
Bill Pmt -Check	12/03/2018	8786	The Town of Grace...		1107 · Checkin...	150.00		-609,301.88
Bill Pmt -Check	12/03/2018	8787	5100 Scott Kniess		1107 · Checkin...	631.56		-608,670.32
Bill Pmt -Check	12/03/2018	8788	Guardian	VOID: Group ...	1107 · Checkin...	0.00		-608,670.32
Bill Pmt -Check	12/03/2018	8789	Aflac	Group ID: 00 ...	1107 · Checkin...	458.64		-608,211.68
Bill	12/03/2018		Legacy Bank		6320 · Bank fees		75.00	-608,286.68
Bill	12/03/2018	1108 ...	Isco Industries, LLC	09/13 Got Inv...	-SPLIT-		180.34	-608,467.02
Bill	12/03/2018	135-1...	Steve Jolley		874.15 · Mains...		2,500.00	-610,967.02
Bill	12/03/2018	34368	Keystone-Beard Eq...		874.46 · Mains...		180.00	-611,147.02
Bill	12/03/2018	2019-...	The State Bar of Cal...	2019-260501	6425 · Legal		430.00	-611,577.02
Bill	12/03/2018	5897	Quinton Parts Supply	pay to Timoth...	874.46 · Mains...		27.24	-611,604.26
Bill	12/03/2018	18120...	Pitney Bowes	Account # 00...	-SPLIT-		14.48	-611,618.74
Bill Pmt -Check	12/04/2018	Transfer	ADP	Salary payroll ...	1107 · Checkin...	2,239.43		-609,379.31
Bill Pmt -Check	12/04/2018	8790	Christine Lynn Curtis		1107 · Checkin...	15.00		-609,364.31
Bill	12/04/2018	TR-53...	Enable Gas Transmi...	Account # 26...	804.28 · City G...		8,175.96	-617,540.27
Bill	12/04/2018	181204	CenterPoint Energy	7257756-2	804.46 · City G...		246.16	-617,786.43
Bill	12/04/2018	18120...	Pitney Bowes	Account # 00...	931 · Rents		11.00	-617,797.43
Bill	12/05/2018	18120...	Ally	611927038563	-SPLIT-		10,000.00	-627,797.43
Bill	12/05/2018	181205	Optum	Account # 3Y...	-SPLIT-		240.00	-628,037.43
Bill	12/05/2018	18120...	Pioneer Cellular - us...	Account # CN...	921.46 · Office...		92.62	-628,130.05
Bill	12/05/2018	16308...	United Rentals, Inc.	Customer: 13...	887.28 · Maint...		484.68	-628,614.73
Bill	12/05/2018	15809...	United Rentals, Inc.	Customer: 13...	887.28 · Maint...		1,024.58	-629,639.31
Bill	12/05/2018	181205	Jellico Electric & Wa...	Account # 00...	903.16 · Custo...		93.86	-629,733.17
Bill	12/05/2018	M001...	Southern Star Centr...	Replace Merc...	804.46 · City G...		3,473.97	-633,207.14

Navitas Utility Corporation
General Ledger
As of December 31, 2018

Type	Date	Num	Name	Memo	Split	Debit	Credit	Balance
Bill	12/05/2018	181205	Cotton Electric Coop...	Acc # 270660...	903.46 · Custo...		63.92	-633,271.06
Bill	12/05/2018	19857	Quill	Account # C2...	6140 · Office c...		171.28	-633,442.34
Bill	12/05/2018	19858	Quill	Account # C2...	6140 · Office c...		15.23	-633,457.57
Bill	12/06/2018	1218 ...	Natural Gas Pipeline...	Acct # 5319 / ...	-SPLIT-		494.90	-633,952.47
Bill	12/06/2018	13902...	AirMedCare		925 · I/D - Safe...		770.00	-634,722.47
Bill	12/06/2018	HC11...	H & C Services and ...		874.46 · Mains...		167.58	-634,890.05
Bill	12/06/2018	16306...	United Rentals, Inc.	Customer: 13...	887.28 · Maint...		1,762.53	-636,652.58
Bill	12/06/2018	15797...	United Rentals, Inc.	Customer: 13...	887.46 · Maint...		854.73	-637,507.31
Bill	12/06/2018	181206	5100 Darrel Gregory	AeroLabs LLC	926 · Employe...		100.00	-637,607.31
Bill Pmt -Check	12/07/2018	TRAN...	ADP		1107 · Checkin...	337.82		-637,269.49
Bill Pmt -Check	12/07/2018	TRAN...	ADP		1107 · Checkin...	198.35		-637,071.14
Bill Pmt -Check	12/07/2018	TRAN...	ADP		1107 · Checkin...	246.80		-636,824.34
Bill Pmt -Check	12/07/2018	8791	CKenergy Electric C...		1107 · Checkin...	342.00		-636,482.34
Bill Pmt -Check	12/07/2018	8792	DirecTV		1107 · Checkin...	209.97		-636,272.37
Bill Pmt -Check	12/07/2018	8793	Haskell County Wat...	Acc # 10-1240	1107 · Checkin...	18.00		-636,254.37
Bill Pmt -Check	12/07/2018	8794	Legacy Bank		1107 · Checkin...	75.00		-636,179.37
Bill Pmt -Check	12/07/2018	8795	Ochelata Utility Auth...	Account 1129	1107 · Checkin...	152.45		-636,026.92
Bill Pmt -Check	12/07/2018	8796	Opal Leach		1107 · Checkin...	250.00		-635,776.92
Bill Pmt -Check	12/07/2018	8797	Stephens Co. Rural ...	Account A-04...	1107 · Checkin...	36.00		-635,740.92
Bill Pmt -Check	12/07/2018	8798	Town of Eakly		1107 · Checkin...	111.04		-635,629.88
Bill Pmt -Check	12/07/2018	8799	Unifirst Holdings, In...		1107 · Checkin...	893.51		-634,736.37
Bill Pmt -Check	12/07/2018	8800	Unifirst Holdings, In...		1107 · Checkin...	181.90		-634,554.47
Bill Pmt -Check	12/07/2018	8801	Unifirst Holdings, In...		1107 · Checkin...	290.25		-634,264.22
Bill Pmt -Check	12/07/2018	8802	Unifirst Holdings, In...		1107 · Checkin...	181.80		-634,082.42
Bill Pmt -Check	12/07/2018	8803	Unifirst Holdings, In...		1107 · Checkin...	144.94		-633,937.48
Bill Pmt -Check	12/07/2018	8804	Velma Public Works...		1107 · Checkin...	100.00		-633,837.48
Bill Pmt -Check	12/07/2018	8805	Volunteer Trenching		1107 · Checkin...	250.00		-633,587.48
Bill Pmt -Check	12/07/2018	8806	X Stream Services	0013081	1107 · Checkin...	380.71		-633,206.77
Bill Pmt -Check	12/07/2018	8807	F & M Bank	Loan 999500...	1107 · Checkin...	630.87		-632,575.90
Bill Pmt -Check	12/07/2018	8808	Ally	024921495072	1107 · Checkin...	593.55		-631,982.35
Bill Pmt -Check	12/07/2018	8809	Ally	611927038563	1107 · Checkin...	543.33		-631,439.02
Bill Pmt -Check	12/07/2018	8810	Ally	611927038563	1107 · Checkin...	10,000.00		-621,439.02
Bill Pmt -Check	12/07/2018	8811	Ford Credit	Account # 56...	1107 · Checkin...	1,050.05		-620,388.97
Bill Pmt -Check	12/07/2018	8812	Ford Credit	Account # 56...	1107 · Checkin...	1,376.59		-619,012.38
Bill Pmt -Check	12/07/2018	8813	Ford Credit	Account # 56...	1107 · Checkin...	912.53		-618,099.85
Bill Pmt -Check	12/07/2018	8814	GM Financial	Acct # 21100...	1107 · Checkin...	669.98		-617,429.87
Bill Pmt -Check	12/07/2018	8815	GM Financial	Acct: # 21101...	1107 · Checkin...	675.82		-616,754.05
Bill Pmt -Check	12/07/2018	TRAN...	Optum	Account # 3Y...	1107 · Checkin...	240.00		-616,514.05
Bill	12/07/2018	18120...	ADP	Biweekly / Fie...	-SPLIT-		39,346.31	-655,860.36
Bill	12/07/2018	4013 ...	Cintas Corporation #...	Acct # 35084	923.16 · Outsi...		29.20	-655,889.56
Bill	12/07/2018	70-TN...	Southern Star Centr...		804.46 · City G...		10,906.92	-666,796.48
Bill	12/07/2018	181207	Monday's Stop N Sh...	Fuel Jul	921.46 · Office...		1,316.24	-668,112.72
Bill	12/07/2018	181207	Northfork Electric C...	Acct # 12975...	903.46 · Custo...		47.73	-668,160.45
Bill	12/07/2018	16604...	Duncan Builders Su...	Customer Nu...	874.46 · Mains...		2,309.42	-670,469.87
Bill	12/07/2018	11084	Hull Brothers, Inc.		887.15 · Maint...		364.75	-670,834.62
Bill	12/07/2018	11083	Hull Brothers, Inc.		887.15 · Maint...		516.25	-671,350.87
Bill Pmt -Check	12/10/2018	8818	B & B Meter Service		1107 · Checkin...	810.00		-670,540.87
Bill Pmt -Check	12/10/2018	8819	B & W Pipeline		1107 · Checkin...	14,023.07		-656,517.80
Bill Pmt -Check	12/10/2018	8820	Clearwater Enterpris...		1107 · Checkin...	29,000.00		-627,517.80

Navitas Utility Corporation
General Ledger
As of December 31, 2018

Type	Date	Num	Name	Memo	Split	Debit	Credit	Balance
Bill Pmt -Check	12/10/2018	8821	E & S Oil Company		1107 · Checkin...	40.25		-627,477.55
Bill Pmt -Check	12/10/2018	8822	EGW Utilities, Inc.		1107 · Checkin...	2,273.62		-625,203.93
Bill Pmt -Check	12/10/2018	8823	Enable Gas Transmi...	Account # 26...	1107 · Checkin...	8,177.12		-617,026.81
Bill Pmt -Check	12/10/2018	8824	Enable Oklahoma In...	Account # 26...	1107 · Checkin...	4,954.00		-612,072.81
Bill Pmt -Check	12/10/2018	8825	Sparta Energy	Sep Production	1107 · Checkin...	21,839.42		-590,233.39
Bill Pmt -Check	12/10/2018	8826	German Roofing LLC	50% day of jo...	1107 · Checkin...	5,000.00		-585,233.39
Bill Pmt -Check	12/10/2018	8827	Hudson Country Sto...	Acct # 04361	1107 · Checkin...	793.03		-584,440.36
Bill Pmt -Check	12/10/2018	8828	Isco Industries, LLC		1107 · Checkin...	5,463.45		-578,976.91
Bill Pmt -Check	12/10/2018	8829	Kenneth Lowe	Nicholson Well	1107 · Checkin...	3,046.00		-575,930.91
Bill Pmt -Check	12/10/2018	8830	Keystone-Beard Eq...		1107 · Checkin...	180.00		-575,750.91
Bill Pmt -Check	12/10/2018	8831	Koons Gas Measure...		1107 · Checkin...	5,000.00		-570,750.91
Bill Pmt -Check	12/10/2018	8832	LMJ Industries		1107 · Checkin...	2,000.00		-568,750.91
Bill Pmt -Check	12/10/2018	8833	O'Reilly Auto Parts		1107 · Checkin...	27.20		-568,723.71
Bill Pmt -Check	12/10/2018	8834	Oklahoma One Call ...	Member Code...	1107 · Checkin...	2,103.75		-566,619.96
Bill Pmt -Check	12/10/2018	8835	Petrol Energy, LLC		1107 · Checkin...	10,000.00		-556,619.96
Bill Pmt -Check	12/10/2018	8836	Quill	Account # C2...	1107 · Checkin...	211.50		-556,408.46
Bill Pmt -Check	12/10/2018	8837	Russmar Utility Man...		1107 · Checkin...	1,000.00		-555,408.46
Bill Pmt -Check	12/10/2018	8838	Southern Star Centr...		1107 · Checkin...	10,760.11		-544,648.35
Bill Pmt -Check	12/10/2018	8839	US Cellular	Account # 84...	1107 · Checkin...	402.75		-544,245.60
Bill Pmt -Check	12/10/2018	8840	TDH Construction		1107 · Checkin...	323.38		-543,922.22
Bill	12/10/2018	1108 ...	Isco Industries, LLC	09/13 Got Inv...	-SPLIT-		2,684.71	-546,606.93
Bill	12/10/2018	170	Petrol Energy, LLC		-SPLIT-		92,208.75	-638,815.68
Bill	12/10/2018	181210	Ron Comingdeer & ...		923.46 · Outsi...		2,083.00	-640,898.68
Bill	12/10/2018	18121...	Public Service Co.	Account # 95...	903.46 · Custo...		24.66	-640,923.34
Bill	12/10/2018	18121...	Public Service Co.	Account # 95...	903.46 · Custo...		38.41	-640,961.75
Bill Pmt -Check	12/11/2018	Transfer	ADP	Biweekly / Fie...	1107 · Checkin...	26,539.68		-614,422.07
Bill Pmt -Check	12/11/2018	Transfer	ADP	Biweekly / Fie...	1107 · Checkin...	9,592.62		-604,829.45
Bill	12/11/2018	10089...	Clearwater Enterpris...	Financial Mon...	804.46 · City G...		182,765.47	-787,594.92
Bill	12/11/2018	181211	5100 Paula Lynn		874.46 · Mains...		239.28	-787,834.20
Bill	12/11/2018	136701	Delgasco, Inc.	Account # 16...	804.16 · City G...		19,282.32	-807,116.52
Bill	12/11/2018	2006 ...	Kentucky Undergrou...	Customer ID: ...	925 · I/D - Safe...		4.50	-807,121.02
Bill	12/12/2018	18121...	ADP	Salary payroll ...	5100 · Services		32,962.35	-840,083.37
Bill	12/12/2018	1108 ...	Isco Industries, LLC	09/13 Got Inv...	-SPLIT-		152.33	-840,235.70
Bill	12/12/2018	25418	Element Fire & Safety		925 · I/D - Safe...		23.00	-840,258.70
Bill	12/12/2018	181212	Southern California ...	Customer acc...	6230 · Utilities		331.55	-840,590.25
Bill	12/12/2018	181212	Liberty Mutual Insur...	Account # 40...	-SPLIT-		4,507.69	-845,097.94
Bill	12/12/2018	10089...	Clearwater Enterpris...	Financial Mon...	804.46 · City G...		8,938.49	-854,036.43
Bill	12/13/2018	1811 ...	Enbridge/Spectra E...	Account # 29...	-SPLIT-		1,684.87	-855,721.30
Bill	12/13/2018	181213	Guardian	Group ID: 00 ...	924 · Insurance		295.15	-856,016.45
Bill	12/13/2018	181213	SoCal Gas	Account # 10...	6230 · Utilities		45.14	-856,061.59
Bill	12/13/2018	181213	Windstream	Account # 04...	921.46 · Office...		311.47	-856,373.06
Bill	12/13/2018	TR-57...	Enable Oklahoma In...	Account # 26...	804.46 · City G...		6,307.20	-862,680.26
Bill	12/13/2018	TR-57...	Enable Oklahoma In...	Account # 26...	804.46 · City G...		6,644.40	-869,324.66
Bill	12/13/2018	TR-53...	Enable Gas Transmi...	Account # 26...	804.46 · City G...		1,349.50	-870,674.16
Bill	12/13/2018	TR-53...	Enable Gas Transmi...	Account # 26...	804.46 · City G...		577.02	-871,251.18
Bill	12/13/2018	34584	Keystone-Beard Eq...		874.46 · Mains...		151.88	-871,403.06
Bill	12/13/2018	0219-...	O'Reilly Auto Parts		874.46 · Mains...		14.15	-871,417.21
Bill	12/13/2018	181213	F & M Bank	Loan 999500...	-SPLIT-		630.87	-872,048.08
Bill	12/13/2018	679628	Farmers Coop Mill &...		874.46 · Mains...		55.00	-872,103.08

Navitas Utility Corporation
General Ledger
As of December 31, 2018

Type	Date	Num	Name	Memo	Split	Debit	Credit	Balance
Bill Pmt -Check	12/14/2018	Transfer	ADP	Biweekly / Fie...	1107 · Checkin...	3,214.01		-868,889.07
Bill Pmt -Check	12/14/2018	8841	Airgas, Inc.		1107 · Checkin...	13.52		-868,875.55
Bill Pmt -Check	12/14/2018	8842	AirMedCare		1107 · Checkin...	770.00		-868,105.55
Bill Pmt -Check	12/14/2018	8843	Clearwater Enterpris...	Financial Mon...	1107 · Checkin...	29,000.00		-839,105.55
Bill Pmt -Check	12/14/2018	8844	Equity Exchange	Account # 35...	1107 · Checkin...	2,891.05		-836,214.50
Bill Pmt -Check	12/14/2018	8845	First Volunteer Bank		1107 · Checkin...	51.00		-836,163.50
Bill Pmt -Check	12/14/2018	8846	Motley Gin, Inc.	Account ID: N...	1107 · Checkin...	431.78		-835,731.72
Bill Pmt -Check	12/14/2018	8847	Natural Gas Pipeline...	Acct # 5319 / ...	1107 · Checkin...	494.90		-835,236.82
Bill Pmt -Check	12/14/2018	8848	Petrol Energy, LLC		1107 · Checkin...	10,661.38		-824,575.44
Bill Pmt -Check	12/14/2018	8849	Pioneer Cellular - us...	Account # CN...	1107 · Checkin...	92.62		-824,482.82
Bill Pmt -Check	12/14/2018	8850	Pitney Bowes	Account # 00...	1107 · Checkin...	400.00		-824,082.82
Bill Pmt -Check	12/14/2018	8851	R & R Water /Culligan	Account # 22...	1107 · Checkin...	45.58		-824,037.24
Bill Pmt -Check	12/14/2018	8852	Red River Valley Ru...	Account # 19...	1107 · Checkin...	37.58		-823,999.66
Bill Pmt -Check	12/14/2018	8853	Time Warner Cable		1107 · Checkin...	751.43		-823,248.23
Bill Pmt -Check	12/14/2018	8854	Totah Communicati...	account # 7460	1107 · Checkin...	279.83		-822,968.40
Bill Pmt -Check	12/14/2018	8855	United Rentals, Inc.	Customer: 13...	1107 · Checkin...	3,896.83		-819,071.57
Bill Pmt -Check	12/14/2018	TRAN...	ADP	Salary payroll ...	1107 · Checkin...	22,986.19		-796,085.38
Bill Pmt -Check	12/14/2018	TRAN...	ADP	Salary payroll ...	1107 · Checkin...	7,826.73		-788,258.65
Bill	12/14/2018	4013 ...	Cintas Corporation #...	Acct # 35084	923.16 · Outsi...		29.20	-788,287.85
Bill	12/14/2018	00291...	Corley Gasket Com...	Customer # F...	-SPLIT-		143.30	-788,431.15
Bill	12/14/2018	33077...	Pitney Bowes	Account # 00...	931 · Rents		631.40	-789,062.55
Bill	12/14/2018	19894	Quill	Account # C2...	6140 · Office c...		75.70	-789,138.25
Bill	12/14/2018	18121...	Oklahoma Natural G...	Account # 21...	804.46 · City G...		924.72	-790,062.97
Bill	12/14/2018	18121...	Oklahoma Natural G...	Account # 21...	804.46 · City G...		448.36	-790,511.33
Bill	12/14/2018	18121...	Oklahoma Natural G...	Account # 21...	804.46 · City G...		234.87	-790,746.20
Bill	12/14/2018	18121...	Oklahoma Natural G...	Account # 21...	804.46 · City G...		151.38	-790,897.58
Bill	12/14/2018	18121...	Oklahoma Natural G...	Account # 21...	804.46 · City G...		543.52	-791,441.10
Bill	12/14/2018	18121...	Oklahoma Natural G...	Account # 21...	804.46 · City G...		223.02	-791,664.12
Bill	12/14/2018	18121...	Oklahoma Natural G...	Account # 21...	804.46 · City G...		573.71	-792,237.83
Bill	12/14/2018	HC11...	H & C Services and ...		874.46 · Mains...		89.51	-792,327.34
Bill	12/15/2018	18121...	5100 Noelle Ward	Uber x 2 - Chr...	920 · Administr...		41.66	-792,369.00
Bill	12/15/2018	181215	Mesa Consolidated ...	Acc # 045127...	6230 · Utilities		64.33	-792,433.33
Bill Pmt -Check	12/17/2018	TRAN...	ADP	Salary payroll ...	1107 · Checkin...	2,149.43		-790,283.90
Bill Pmt -Check	12/17/2018	8856	A New Energy LLC		1107 · Checkin...	4,166.66		-786,117.24
Bill Pmt -Check	12/17/2018	8857	Battery Backup Pow...	VOID:	1107 · Checkin...	0.00		-786,117.24
Bill Pmt -Check	12/17/2018	8858	Buesing's Pump & S...		1107 · Checkin...	322.97		-785,794.27
Bill Pmt -Check	12/17/2018	8859	CenterPoint Energy	7257756-2	1107 · Checkin...	246.16		-785,548.11
Bill Pmt -Check	12/17/2018	8860	Farris Bobango Bra...		1107 · Checkin...	1,500.00		-784,048.11
Bill Pmt -Check	12/17/2018	8861	German Roofing LLC	50% day of jo...	1107 · Checkin...	3,000.00		-781,048.11
Bill Pmt -Check	12/17/2018	8862	H & C Services and ...		1107 · Checkin...	167.58		-780,880.53
Bill Pmt -Check	12/17/2018	8863	Hudson Country Sto...	Acct # 04361	1107 · Checkin...	213.74		-780,666.79
Bill Pmt -Check	12/17/2018	8864	Jellico Electric & Wa...	Account # 00...	1107 · Checkin...	93.86		-780,572.93
Bill Pmt -Check	12/17/2018	8865	Kenneth Lowe	Nicholson Well	1107 · Checkin...	3,000.00		-777,572.93
Bill Pmt -Check	12/17/2018	8866	Keystone-Beard Eq...		1107 · Checkin...	172.20		-777,400.73
Bill Pmt -Check	12/17/2018	8867	Navitas Communica...		1107 · Checkin...	6,000.00		-771,400.73
Bill Pmt -Check	12/17/2018	8868	Northfork Electric C...	Acct # 12975...	1107 · Checkin...	47.73		-771,353.00
Bill Pmt -Check	12/17/2018	8869	One Call Concepts, ...	Acct # NAVIT01	1107 · Checkin...	1.50		-771,351.50
Bill Pmt -Check	12/17/2018	8870	Quill		1107 · Checkin...	692.48		-770,659.02
Bill Pmt -Check	12/17/2018	8871	Ron Comingdeer & ...		1107 · Checkin...	2,083.00		-768,576.02

Navitas Utility Corporation
General Ledger
As of December 31, 2018

Type	Date	Num	Name	Memo	Split	Debit	Credit	Balance
Bill Pmt -Check	12/17/2018	8872	Steve Jolley		1107 · Checkin...	2,500.00		-766,076.02
Bill Pmt -Check	12/17/2018	8873	Tri-Star Energy Con...		1107 · Checkin...	2,500.00		-763,576.02
Bill Pmt -Check	12/17/2018	8874	Battery Backup Pow...		1107 · Checkin...	981.42		-762,594.60
Bill	12/17/2018	181217	Haskell County Wat...	Acc # 10-1240	-SPLIT-		18.00	-762,612.60
Bill	12/17/2018	18116	Quill	Account # C2...	6140 · Office c...		209.07	-762,821.67
Bill	12/17/2018	18117	Quill	Account # C2...	6140 · Office c...		40.73	-762,862.40
Bill	12/18/2018	181218	5100 Roberto Miranda	Christmas Pa...	-SPLIT-		396.06	-763,258.46
Bill	12/18/2018	181218	Oklahoma Natural G...	Acc # 212809...	903.46 · Custo...		21.23	-763,279.69
Bill	12/18/2018	73162	Verizon Wireless	Account # 87...	921.16 · Office...		1,260.45	-764,540.14
Bill	12/18/2018	171768	Farris Bobango Bra...		923.16 · Outsi...		1,500.00	-766,040.14
Bill	12/18/2018	S1900...	Equipment Controls ...	Customer # 1...	-SPLIT-		141.04	-766,181.18
Bill	12/19/2018	38181...	Terminix Processing...	Cust # 7479088	932 · Maintena...		59.00	-766,240.18
Bill	12/20/2018	181220	5100 Trenton Pearcy	Gina Maggaed	926 · Employe...		100.00	-766,340.18
Bill	12/20/2018	4013 ...	Cintas Corporation #...	Acct # 35084	923.16 · Outsi...		29.20	-766,369.38
Bill	12/20/2018	16398...	United Rentals, Inc.	Customer: 13...	887.28 · Maint...		2,731.18	-769,100.56
Bill	12/20/2018	S55612	E & S Oil Company		921.46 · Office...		45.00	-769,145.56
Bill	12/20/2018	S55613	E & S Oil Company		921.46 · Office...		9.43	-769,154.99
Bill	12/20/2018	02540...	US Cellular	Account # 84...	921.46 · Office...		404.99	-769,559.98
Bill	12/20/2018	18122...	Pioneer Cellular - us...	Account # CN...	921.46 · Office...		114.45	-769,674.43
Bill	12/20/2018	18122...	Public Service Co.		903.46 · Custo...		38.07	-769,712.50
Bill	12/20/2018	18122...	Public Service Co.	Account # 95...	903.46 · Custo...		132.58	-769,845.08
Bill Pmt -Check	12/21/2018	8875	Clearwater Enterpris...		1107 · Checkin...	27,417.72		-742,427.36
Bill Pmt -Check	12/21/2018	8876	German Roofing LLC	50% day of jo...	1107 · Checkin...	5,000.00		-737,427.36
Bill Pmt -Check	12/21/2018	8877	Isco Industries, LLC		1107 · Checkin...	2,837.04		-734,590.32
Bill Pmt -Check	12/21/2018	8878	K E Andrews and C...		1107 · Checkin...	3,500.00		-731,090.32
Bill Pmt -Check	12/21/2018	8879	Kenneth Lowe	Nicholson Well	1107 · Checkin...	3,000.00		-728,090.32
Bill Pmt -Check	12/21/2018	8880	Koons Gas Measure...		1107 · Checkin...	3,680.05		-724,410.27
Bill Pmt -Check	12/21/2018	8881	Monday's Stop N Sh...	Fuel Jul	1107 · Checkin...	1,316.24		-723,094.03
Bill Pmt -Check	12/21/2018	8882	NALLC - gas facilities		1107 · Checkin...	4,415.94		-718,678.09
Bill Pmt -Check	12/21/2018	8883	Navitas Communica...		1107 · Checkin...	4,000.00		-714,678.09
Bill Pmt -Check	12/21/2018	8884	Petrol Energy, LLC		1107 · Checkin...	10,000.00		-704,678.09
Bill Pmt -Check	12/21/2018	8885	Russmar Utility Man...		1107 · Checkin...	1,000.00		-703,678.09
Bill Pmt -Check	12/21/2018	8886	Tri-Star Energy Con...		1107 · Checkin...	4,008.00		-699,670.09
Bill Pmt -Check	12/21/2018	8887	United Rentals, Inc.		1107 · Checkin...	1,509.26		-698,160.83
Bill Pmt -Check	12/21/2018	8888	Western Exterminat...	Cust # 15043...	1107 · Checkin...	80.00		-698,080.83
Bill Pmt -Check	12/21/2018	8902	Southern California ...	Customer acc...	1107 · Checkin...	331.55		-697,749.28
Bill	12/21/2018	52599...	ADP		923 · Outside ...		195.50	-697,944.78
Bill	12/21/2018	52596...	ADP		923 · Outside ...		249.65	-698,194.43
Bill Pmt -Check	12/21/2018	Transfer	ADP		1107 · Checkin...	195.50		-697,998.93
Bill Pmt -Check	12/21/2018	Transfer	ADP		1107 · Checkin...	249.65		-697,749.28
Bill Pmt -Check	12/21/2018	8903	5100 Darrel Gregory	AeroLabs LLC	1107 · Checkin...	100.00		-697,649.28
Bill Pmt -Check	12/21/2018	8904	5100 Noelle Ward	Uber x 2 - Chr...	1107 · Checkin...	41.66		-697,607.62
Bill Pmt -Check	12/21/2018	8905	5100 Paula Lynn		1107 · Checkin...	239.28		-697,368.34
Bill Pmt -Check	12/21/2018	8906	Cotton Electric Coop...	Acc # 270660...	1107 · Checkin...	63.92		-697,304.42
Bill Pmt -Check	12/21/2018	8907	Guardian	Group ID: 00 ...	1107 · Checkin...	295.15		-697,009.27
Bill Pmt -Check	12/21/2018	8908	IPFS Corporation	Account # TX...	1107 · Checkin...	5,348.65		-691,660.62
Bill Pmt -Check	12/21/2018	8909	Liberty Mutual Insur...	Account # 40...	1107 · Checkin...	4,507.69		-687,152.93
Bill Pmt -Check	12/21/2018	8910	Mesa Consolidated ...	Acc # 045127...	1107 · Checkin...	64.33		-687,088.60
Bill Pmt -Check	12/21/2018	8911	Public Service Co.		1107 · Checkin...	63.07		-687,025.53

Navitas Utility Corporation
General Ledger
As of December 31, 2018

Type	Date	Num	Name	Memo	Split	Debit	Credit	Balance
Bill Pmt -Check	12/21/2018	8912	5100 Roberto Miranda	Christmas Pa...	1107 · Checkin...	396.06		-686,629.47
Bill Pmt -Check	12/21/2018	8913	SoCal Gas	Account # 10...	1107 · Checkin...	45.14		-686,584.33
Bill Pmt -Check	12/21/2018	8914	Southern Star Centr...	Replace Merc...	1107 · Checkin...	3,473.97		-683,110.36
Bill Pmt -Check	12/21/2018	8915	Windstream	Account # 04...	1107 · Checkin...	311.47		-682,798.89
Bill Pmt -Check	12/21/2018	8917	5100 Trenton Pearcy	Gina Maggaed	1107 · Checkin...	100.00		-682,698.89
Bill	12/21/2018	18122...	ADP	Biweekly / Fie...	-SPLIT-		45,131.29	-727,830.18
Bill Pmt -Check	12/21/2018	8918	Bank 7	Loan 1010669	1107 · Checkin...	950.58		-726,879.60
Bill	12/21/2018	52648...	ADP		923 · Outside ...		14.00	-726,893.60
Bill	12/21/2018	52649...	ADP		923 · Outside ...		7.00	-726,900.60
Bill	12/21/2018	RTN1...	Tri-Star Energy Con...		1408 · Prepaid...		8,016.00	-734,916.60
Bill	12/21/2018	181221	5100 Bruce Lynn		2000 · Acquisit...		300.00	-735,216.60
Bill	12/21/2018	18122...	Town of Eakly	Account # 10...	-SPLIT-		18.00	-735,234.60
Bill	12/21/2018	18122...	Town of Eakly	Account # 88...	-SPLIT-		93.04	-735,327.64
Bill	12/22/2018	181222	ReadyRefresh	Account # 00...	6230 · Utilities		49.90	-735,377.54
Bill	12/22/2018	16308...	United Rentals, Inc.	Customer: 13...	887.28 · Maint...		1,094.10	-736,471.64
Bill	12/22/2018	181222	Klint Alexander	Aug 2018	-SPLIT-		1,327.98	-737,799.62
Bill Pmt -Check	12/24/2018	Transfer	ADP	Biweekly / Fie...	1107 · Checkin...	30,595.23		-707,204.39
Bill Pmt -Check	12/24/2018	Transfer	ADP	Biweekly / Fie...	1107 · Checkin...	10,866.49		-696,337.90
Bill	12/24/2018	18122...	Unifirst Holdings, In...		923.46 · Outsi...		714.72	-697,052.62
Bill	12/24/2018	18122...	Unifirst Holdings, In...		923.46 · Outsi...		145.52	-697,198.14
Bill	12/24/2018	18122...	Unifirst Holdings, In...		923.46 · Outsi...		232.20	-697,430.34
Bill	12/24/2018	18122...	Unifirst Holdings, In...		923.46 · Outsi...		145.44	-697,575.78
Bill	12/24/2018	18122...	Unifirst Holdings, In...		923.46 · Outsi...		122.56	-697,698.34
Bill	12/24/2018	Tus D...	Tom's Utility Service		-SPLIT-		700.00	-698,398.34
Bill	12/25/2018	181225	Aflac	Group ID: 00 ...	924 · Insurance		458.64	-698,856.98
Bill	12/26/2018	34842...	CenterPoint Energy ...	Customer ID: ...	-SPLIT-		1,325.61	-700,182.59
Bill	12/26/2018	181226	Hudson Country Sto...	Acct # 04361	874.46 · Mains...		155.48	-700,338.07
Credit	12/26/2018	442044	Quill	Account # C2...	6140 · Office c...	94.31		-700,243.76
Bill	12/26/2018	18122...	Ally	024921495072	-SPLIT-		593.55	-700,837.31
Bill	12/26/2018	18122...	Public Service Co.	Account # 95...	903.46 · Custo...		86.96	-700,924.27
Bill	12/26/2018	6063	Quinton Parts Supply	pay to Timoth...	874.46 · Mains...		68.46	-700,992.73
Bill	12/27/2018	18111	Russmar Utility Man...		887.15 · Maint...		1,000.00	-701,992.73
Bill Pmt -Check	12/27/2018	Transfer	United Healthcare	Customer # 4...	1107 · Checkin...	10,783.65		-691,209.08
Bill Pmt -Check	12/27/2018	Transfer	United Healthcare	Customer # 5...	1107 · Checkin...	22,104.34		-669,104.74
Bill Pmt -Check	12/27/2018	Transfer	ADP	Salary payroll ...	1107 · Checkin...	25,761.26		-643,343.48
Bill Pmt -Check	12/27/2018	Transfer	ADP	Salary payroll ...	1107 · Checkin...	8,738.89		-634,604.59
Bill Pmt -Check	12/27/2018	Transfer	ADP	Salary payroll ...	1107 · Checkin...	1,259.16		-633,345.43
Bill Pmt -Check	12/27/2018	Transfer	ADP	Salary payroll ...	1107 · Checkin...	310.59		-633,034.84
Bill	12/27/2018	181220	Harmon Electric Ass...	Account # 50...	903.46 · Custo...		201.07	-633,235.91
Credit	12/27/2018	TR-53...	Enable Gas Transmi...	Account # 26...	804.46 · City G...	784.40		-632,451.51
Bill	12/27/2018	TR-53...	Enable Gas Transmi...	Account # 26...	804.46 · City G...		603.70	-633,055.21
Bill	12/27/2018	88115...	DirecTV	Account # 03...	6120 · Comm ...		138.98	-633,194.19
Bill	12/27/2018	181227	Ochelata Utility Auth...	Account 1129	903.46 · Custo...		145.25	-633,339.44
Bill	12/27/2018	181227	Motley Gin, Inc.	Account ID: N...	921.46 · Office...		296.00	-633,635.44
Bill Pmt -Check	12/28/2018	8889	B & W Pipeline		1107 · Checkin...	14,160.17		-619,475.27
Bill Pmt -Check	12/28/2018	8890	Clearwater Enterpris...	Financial Mon...	1107 · Checkin...	29,000.00		-590,475.27
Bill Pmt -Check	12/28/2018	8891	Continental Industrie...		1107 · Checkin...	3,684.09		-586,791.18
Bill Pmt -Check	12/28/2018	8892	Enable Gas Transmi...	VOID:	1107 · Checkin...	0.00		-586,791.18
Bill Pmt -Check	12/28/2018	8893	K E Andrews and C...		1107 · Checkin...	3,500.00		-583,291.18

Navitas Utility Corporation
General Ledger
As of December 31, 2018

Type	Date	Num	Name	Memo	Split	Debit	Credit	Balance
Bill Pmt -Check	12/28/2018	8894	Kenneth Lowe	Nicholson Well	1107 · Checkin...	4,000.00		-579,291.18
Bill Pmt -Check	12/28/2018	8895	Navitas Communica...		1107 · Checkin...	6,000.00		-573,291.18
Bill Pmt -Check	12/28/2018	8896	Petrol Energy, LLC	VOID:	1107 · Checkin...	0.00		-573,291.18
Bill Pmt -Check	12/28/2018	8897	Southern Star Centr...		1107 · Checkin...	10,906.92		-562,384.26
Bill Pmt -Check	12/28/2018	8898	Tri-Star Energy Con...		1107 · Checkin...	4,008.00		-558,376.26
Bill Pmt -Check	12/28/2018	8899	United Rentals, Inc.		1107 · Checkin...	2,617.26		-555,759.00
Bill Pmt -Check	12/28/2018	8900	Enable Gas Transmi...		1107 · Checkin...	9,797.57		-545,961.43
Bill Pmt -Check	12/28/2018	8916	Petrol Energy, LLC		1107 · Checkin...	13,208.08		-532,753.35
Bill Pmt -Check	12/28/2018	Transfer	ADP	Biweekly / Fie...	1107 · Checkin...	3,669.57		-529,083.78
Bill Pmt -Check	12/28/2018	TRAN...	ADP		1107 · Checkin...	14.00		-529,069.78
Bill Pmt -Check	12/28/2018	TRAN...	ADP		1107 · Checkin...	7.00		-529,062.78
Bill Pmt -Check	12/28/2018	8919	AirMedCare		1107 · Checkin...	55.00		-529,007.78
Bill Pmt -Check	12/28/2018	8920	AT&T Mobility	287021588346	1107 · Checkin...	522.87		-528,484.91
Bill Pmt -Check	12/28/2018	8921	Cintas Corporation #...		1107 · Checkin...	87.60		-528,397.31
Bill Pmt -Check	12/28/2018	8922	Full Spectrum Servi...		1107 · Checkin...	200.00		-528,197.31
Bill Pmt -Check	12/28/2018	8923	Kentucky Undergrou...	Customer ID: ...	1107 · Checkin...	4.50		-528,192.81
Bill Pmt -Check	12/28/2018	8924	Oklahoma Natural G...		1107 · Checkin...	3,099.58		-525,093.23
Bill Pmt -Check	12/28/2018	8925	Pitney Bowes	Account # 00...	1107 · Checkin...	631.40		-524,461.83
Bill Pmt -Check	12/28/2018	8926	Prince Plumbing LLC		1107 · Checkin...	9.68		-524,452.15
Bill Pmt -Check	12/28/2018	8927	Quill		1107 · Checkin...	262.21		-524,189.94
Bill Pmt -Check	12/28/2018	8928	ReadyRefresh	Account # 00...	1107 · Checkin...	49.90		-524,140.04
Bill Pmt -Check	12/28/2018	8929	Terminix Processing...	Cust # 7479088	1107 · Checkin...	59.00		-524,081.04
Bill	12/28/2018	4014 ...	Cintas Corporation #...	Acct # 35084	923.16 · Outsi...		29.20	-524,110.24
Bill	12/28/2018	11100...	EGW Utilities, Inc.	Customer ID ...	874.46 · Mains...		764.29	-524,874.53
Bill	12/28/2018	1108 ...	Isco Industries, LLC	09/13 Got Inv...	-SPLIT-		636.81	-525,511.34
Bill	12/28/2018	51797...	DirecTV	Account # 03...	6120 · Comm ...		70.99	-525,582.33
Bill	12/28/2018	34801	Keystone-Beard Eq...		874.46 · Mains...		343.00	-525,925.33
Bill	12/28/2018	per st...	Prince Plumbing LLC		874.46 · Mains...		3.99	-525,929.32
Bill	12/29/2018	181229	Buckaloo Construction	charts, locate...	887.46 · Maint...		4,355.00	-530,284.32
Bill	12/30/2018	181230	Stephens Co. Rural ...	Account A-04...	903.46 · Custo...		36.00	-530,320.32
Bill	12/30/2018	181230	Velma Public Works...		-SPLIT-		100.00	-530,420.32
Bill	12/30/2018	18123...	Ford Credit	Account # 56...	-SPLIT-		1,376.59	-531,796.91
Bill	12/31/2018	1812N...	Navitas 1, LLC		1499 · Contrac...		10,080.00	-541,876.91
Credit	12/31/2018		Navitas 1, LLC		2899 · Prepaid...	10,000.00		-531,876.91
Bill	12/31/2018	74	TDH Construction		-SPLIT-		1,530.00	-533,406.91
Bill	12/31/2018	181231	American Interstate ...	Policy AVWC...	924 · Insurance		1,254.00	-534,660.91
Bill	12/31/2018	1812N...	Navitas Communica...		435 · Extraordi...		4,000.00	-538,660.91
Bill	12/31/2018	181231	A New Energy LLC	Jan-Feb.19	1408 · Prepaid...		4,166.66	-542,827.57
Bill	12/31/2018	13902...	AirMedCare		925 · I/D - Safe...		55.00	-542,882.57
Bill	12/31/2018	18123...	ADP	Salary payroll ...	5100 · Services		36,839.97	-579,722.54
Bill Pmt -Check	12/31/2018	Transfer	ADP	Salary payroll ...	1107 · Checkin...	2,339.82		-577,382.72
Bill	12/31/2018	18123...	ADP	Salary payroll ...	5100 · Services		1,659.75	-579,042.47
Bill Pmt -Check	12/31/2018	Transfer	ADP	Salary payroll ...	1107 · Checkin...	90.00		-578,952.47
Bill	12/31/2018	181231	Optum	Account # 3Y...	-SPLIT-		30.00	-578,982.47
Bill Pmt -Check	12/31/2018	Transfer	Optum	Account # 3Y...	1107 · Checkin...	30.00		-578,952.47
Bill Pmt -Check	12/31/2018	Transfer	Navitas 1, LLC		1191 · Dep. in ...	7,640.00		-571,312.47
Bill	12/31/2018	181231	R & R Water /Culligan	Account # 22...	6230 · Utilities		45.58	-571,358.05
Bill	12/31/2018	181231	Red River Valley Ru...	Account # 19...	855.46 · Other ...		37.69	-571,395.74
Bill	12/31/2018	18123...	CKenergy Electric C...	Account: 592...	6230 · Utilities		207.00	-571,602.74

Navitas Utility Corporation
General Ledger
As of December 31, 2018

Type	Date	Num	Name	Memo	Split	Debit	Credit	Balance
Bill	12/31/2018	18123...	CKenergy Electric C...	Account: 592...	6230 · Utilities		149.00	-571,751.74
Bill	12/31/2018	9958 ...	Airgas, Inc.		931 · Rents		16.60	-571,768.34
Bill	12/31/2018	181231	Equity Exchange	Account # 35...	6242 · Fuel		2,239.96	-574,008.30
Bill	12/31/2018	181231	First Volunteer Bank		6320 · Bank fees		19.00	-574,027.30
Bill	12/31/2018	181231	Mike's Garage		874.46 · Mains...		98.58	-574,125.88
Bill	12/31/2018	181231	Monday's Stop N Sh...	Fuel Jul	921.46 · Office...		1,235.85	-575,361.73
Bill	12/31/2018	3307 ...	Pitney Bowes	Account # 00...	931 · Rents		346.74	-575,708.47
Bill	12/31/2018	137622	England Ford Inc	account 4411...	874.46 · Mains...		20.00	-575,728.47
Bill	12/31/2018	66873...	Western Exterminat...	Cust # 15043...	932 · Maintena...		80.00	-575,808.47
Bill	12/31/2018	382	B & W Pipeline	Gas Transport	804.15 · City G...		763.78	-576,572.25
Bill	12/31/2018	381	B & W Pipeline	Gas Transport	804.15 · City G...		13,897.67	-590,469.92
Bill	12/31/2018	56	Sparta Energy	Gas Production	804.15 · City G...		31,806.72	-622,276.64
Bill	12/31/2018	1130	Battery Backup Pow...		6120 · Comm ...		529.58	-622,806.22
Bill	12/31/2018	25201	HBC CPAs & Advisors	Client no 05761	6420 · Tax con...		2,875.00	-625,681.22
Bill	12/31/2018	1812N...	NALLC - gas facilities		851.46 · Sys C...		11,368.08	-637,049.30
Total 2221 · Vendors						7,224,849.39	6,934,439.64	-637,049.30
2231 · Other								0.00
Total 2231 · Other								0.00
2241 · Dividends declared								0.00
Total 2241 · Dividends declared								0.00
2200 · A/P - Other								0.00
Total 2200 · A/P - Other								0.00
Total 2200 · A/P						7,224,849.39	6,934,439.64	-637,049.30
2250 · Bank 2 Credit Cards								0.00
2251 · Bruce Lynn 0680								0.00
Total 2251 · Bruce Lynn 0680								0.00
2252 · Darrel Gregory 0706								0.00
Total 2252 · Darrel Gregory 0706								0.00
2253 · Javan Shaw 0698								0.00
Total 2253 · Javan Shaw 0698								0.00
2254 · Ross Modglin 0714								0.00
Total 2254 · Ross Modglin 0714								0.00
2255 · Scott Kniess 0771								0.00
Total 2255 · Scott Kniess 0771								0.00
2256 · Jeff Fogle 0763								0.00
Total 2256 · Jeff Fogle 0763								0.00
2257 · Donald Hartline 0896								0.00
Total 2257 · Donald Hartline 0896								0.00

Navitas Utility Corporation
General Ledger
As of December 31, 2018

Type	Date	Num	Name	Memo	Split	Debit	Credit	Balance
2258 · Gaylord Flood 0946								0.00
Total 2258 · Gaylord Flood 0946								0.00
2259 · Kevin Pearcy 0953								0.00
Total 2259 · Kevin Pearcy 0953								0.00
2260 · Bill Kellogg Jr. 0938								0.00
Total 2260 · Bill Kellogg Jr. 0938								0.00
2261 · Helene Crawford 0961								0.00
Total 2261 · Helene Crawford 0961								0.00
2262 · Trenda Kelley 0979								0.00
Total 2262 · Trenda Kelley 0979								0.00
2263 · Donald Hartline 0111								0.00
Total 2263 · Donald Hartline 0111								0.00
2264 · Joseph Irwin Senior 0987								0.00
Total 2264 · Joseph Irwin Senior 0987								0.00
2265 · John Gorman 1019								0.00
Total 2265 · John Gorman 1019								0.00
2266 · Jerry Walker 1027								0.00
Total 2266 · Jerry Walker 1027								0.00
2267 · Jim Schimmels 1035								0.00
Total 2267 · Jim Schimmels 1035								0.00
2268 · Chris Crenshaw 1050								0.00
Total 2268 · Chris Crenshaw 1050								0.00
2269 · Steven Yearwood 1167								0.00
Total 2269 · Steven Yearwood 1167								0.00
2270 · Ross Modglin 0145								0.00
Total 2270 · Ross Modglin 0145								0.00
2250 · Bank 2 Credit Cards - Other								0.00
Total 2250 · Bank 2 Credit Cards - Other								0.00
Total 2250 · Bank 2 Credit Cards								0.00

Navitas Utility Corporation
General Ledger
As of December 31, 2018

Type	Date	Num	Name	Memo	Split	Debit	Credit	Balance
2271 · Bank 7 Credit Cards								-36,125.70
2200 - Controller								0.00
General Journal	01/01/2018	180101		Credit card int...	2271 · Bank 7 ...		231.71	-231.71
General Journal	01/01/2018	180101		Credit card int...	2271 · Bank 7 ...		156.07	-387.78
General Journal	01/01/2018	180101		Credit card int...	2271 · Bank 7 ...		298.15	-685.93
General Journal	01/01/2018	180101		Credit card int...	2271 · Bank 7 ...		93.67	-779.60
General Journal	01/02/2018	180102		Credit card int...	-SPLIT-		361.79	-1,141.39
General Journal	01/02/2018	180102		Credit card int...	2200 - Controller		74.00	-1,215.39
Check	01/08/2018	ACH	Bank 7 Credit Cards		1107 · Checkin...	295.63		-919.76
Check	02/06/2018	ACH	Bank 7 Credit Cards		1107 · Checkin...	140.16		-779.60
Check	02/06/2018	ACH	Bank 7 Credit Cards		1107 · Checkin...	183.15		-596.45
General Journal	04/02/2018	180402		Credit card int...	427 · Interest ...		118.66	-715.11
Check	04/27/2018	ACH	Bank 7 Credit Cards		1107 · Checkin...	52.66		-662.45
Check	04/27/2018	ACH	Bank 7 Credit Cards		1107 · Checkin...	662.45		0.00
General Journal	06/01/2018	180601		Credit card int...	427 · Interest ...		169.77	-169.77
Check	06/05/2018	ACH	Bank 7 Credit Cards		1107 · Checkin...	169.77		0.00
Check	08/02/2018	ACH	Bank 7 Credit Cards		1107 · Checkin...		980.35	-980.35
General Journal	08/02/2018	180802		to somehow a...	427 · Interest ...	980.35		0.00
Check	10/09/2018	ACH	Bank 7 Credit Cards		1107 · Checkin...	299.22		299.22
Check	11/05/2018	ACH	Bank 7 Credit Cards		1107 · Checkin...		887.28	-588.06
General Journal	11/30/2018	181130		CC Interest E...	427 · Interest ...		178.53	-766.59
Check	12/04/2018	ACH	Bank 7 Credit Cards		1107 · Checkin...	830.23		63.64
General Journal	12/31/2018	181231		CC Interest E...	427 · Interest ...		49.00	14.64
Total 2200 - Controller						3,613.62	3,598.98	14.64
2272 · Ross Modglin 1469								0.00
Total 2272 · Ross Modglin 1469								0.00
2273 · Joseph Irwin 0126								-306.00
Check	01/08/2018	ACH	Bank 7 Credit Cards		1107 · Checkin...	306.00		0.00
Credit Card Charge	01/24/2018	180209	921 Office Supplies	Staples	6140 · Office c...		310.19	-310.19
Credit Card Charge	01/25/2018	180209	921 Office Supplies	Staples	6140 · Office c...		200.31	-510.50
Credit Card Credit	01/25/2018	180209	921 Office Supplies	Staples	6140 · Office c...	80.76		-429.74
Check	02/06/2018	ACH	Bank 7 Credit Cards		1107 · Checkin...	429.74		0.00
Credit Card Charge	02/28/2018	180309	United States Postal...	usps.com	6130 · Postage		24.70	-24.70
Check	03/05/2018	ACH	Bank 7 Credit Cards		1107 · Checkin...	24.70		0.00
Credit Card Charge	03/26/2018	180417	United States Postal...	Harvest Station	6130 · Postage		250.00	-250.00
Credit Card Charge	04/16/2018	180416	Secretary of State - ...		6410 · Lic, per...		15.00	-265.00
Credit Card Charge	04/19/2018	180419	Secretary of State - ...	2017 Sateme...	6410 · Lic, per...		25.00	-290.00
Check	04/27/2018	ACH	Bank 7 Credit Cards		1107 · Checkin...	290.00		0.00
Credit Card Charge	05/15/2018	180515	920 Administration ...	*** Hoffman G...	920 · Administr...		51.15	-51.15
Credit Card Charge	05/16/2018	180516	920 Administration ...	*** IMS Irvine	920 · Administr...		108.70	-159.85
Credit Card Charge	05/16/2018	180516	920 Administration ...	*** MC Master...	920 · Administr...		34.71	-194.56
Credit Card Charge	05/18/2018	180518	920 Administration ...	*** MC Master...	920 · Administr...		55.59	-250.15
Credit Card Charge	05/21/2018	180521	920 Administration ...	*** Aaron Brot...	920 · Administr...		12.11	-262.26
Credit Card Charge	05/21/2018	180521	920 Administration ...	*** Pep Boys	920 · Administr...		9.68	-271.94
Credit Card Charge	05/25/2018	180525	921 Office Supplies	*** Chevron	6242 · Fuel		19.82	-291.76
Check	06/05/2018	ACH	Bank 7 Credit Cards		1107 · Checkin...	291.76		0.00

Navitas Utility Corporation
General Ledger
As of December 31, 2018

Type	Date	Num	Name	Memo	Split	Debit	Credit	Balance
Credit Card Charge	06/15/2018	180615	921 Office Supplies	McFadden-Da...	6140 · Office c...		14.28	-14.28
Credit Card Charge	06/18/2018	180618	921 Office Supplies	Mar Vac Elect...	6140 · Office c...		22.30	-36.58
Credit Card Charge	06/18/2018	180618	920 Administration ...	HUB Auto Su...	920 · Administr...		39.75	-76.33
Credit Card Charge	06/19/2018	180619	921 Office Supplies	McFadden-Da...	6140 · Office c...		98.45	-174.78
Credit Card Charge	06/26/2018	180626	United States Postal...	***USPS	6130 · Postage		9.80	-184.58
Check	07/23/2018	ACH	Bank 7 Credit Cards		1107 · Checkin...			-184.58
Check	07/23/2018	ACH	Bank 7 Credit Cards		1107 · Checkin...	184.58		0.00
Credit Card Charge	08/02/2018	180802	921 Office Supplies	Amazon - 50p...	6140 · Office c...		28.98	-28.98
Check	08/02/2018	ACH	Bank 7 Credit Cards		1107 · Checkin...	0.00		-28.98
General Journal	08/03/2018	180803		Annual Fee fo...	2275 · Johnny ...		49.00	-77.98
Check	08/14/2018	ACH	Bank 7 Credit Cards		1107 · Checkin...	0.00		-77.98
Credit Card Charge	08/18/2018	180818	921 Office Supplies	Ganahl Lumber	6140 · Office c...		28.88	-106.86
Credit Card Charge	08/20/2018	180820	921 Office Supplies	IMS Irvine	6140 · Office c...		31.50	-138.36
Credit Card Charge	08/20/2018	180820	921 Office Supplies	Ganahl Lumber	6140 · Office c...		23.75	-162.11
Credit Card Charge	08/20/2018	180820	921 Office Supplies	Three Brother...	6140 · Office c...		53.72	-215.83
Check	09/13/2018	ACH	Bank 7 Credit Cards		1107 · Checkin...	215.83		0.00
Credit Card Charge	09/17/2018	180917	921 Office Supplies	Spec Cycles ...	6140 · Office c...		80.03	-80.03
Credit Card Charge	09/18/2018	180918	921 Office Supplies	Mar Vac Elect...	6140 · Office c...		27.51	-107.54
Credit Card Charge	09/27/2018	180927	United States Postal...	USPS	6130 · Postage		6.70	-114.24
Credit Card Charge	10/04/2018	181004	920 Administration ...	MC Master Carr	920 · Administr...		39.33	-153.57
Credit Card Charge	10/08/2018	181108	921 Office Supplies	*** IMS Irvine	6140 · Office c...		29.34	-182.91
Check	10/09/2018	ACH	Bank 7 Credit Cards		1107 · Checkin...	114.24		-68.67
Credit Card Charge	10/16/2018	181016	United States Postal...	USPS	6130 · Postage		6.70	-75.37
Credit Card Charge	10/17/2018	181017	United States Postal...	USPS	6130 · Postage		6.70	-82.07
Credit Card Charge	10/26/2018	181026	United States Postal...	USPS	6130 · Postage		6.70	-88.77
Credit Card Charge	10/26/2018	181026	920 Administration ...	MC Master Carr	920 · Administr...		22.87	-111.64
Credit Card Charge	10/30/2018	181030	921 Office Supplies	McFadden-Da...	6140 · Office c...		27.34	-138.98
Credit Card Charge	11/01/2018	181101	921 Office Supplies	McFadden-Da...	6140 · Office c...		18.64	-157.62
Check	11/05/2018	ACH	Bank 7 Credit Cards		1107 · Checkin...	138.98		-18.64
Credit Card Charge	11/05/2018	181105	921 Office Supplies	Mar Vac Elect...	6140 · Office c...		18.57	-37.21
Credit Card Charge	11/21/2018	181121	921 Office Supplies	Quill - Toner	6140 · Office c...		746.03	-783.24
Credit Card Charge	11/22/2018	181122	921 Office Supplies	Amazon - pip...	6140 · Office c...		36.00	-819.24
Credit Card Charge	11/26/2018	181126	920 Administration ...	MC Master Carr	920 · Administr...		42.17	-861.41
Credit Card Charge	11/28/2018	181128	921 Office Supplies	Chevron	6242 · Fuel		21.18	-882.59
Credit Card Charge	12/03/2018	181203	United States Postal...	USPS	6130 · Postage		6.70	-889.29
Credit Card Charge	12/03/2018	181203	921 Office Supplies	Wurth	6140 · Office c...		157.85	-1,047.14
Check	12/04/2018	ACH	Bank 7 Credit Cards		1107 · Checkin...	882.59		-164.55
Credit Card Charge	12/14/2018	181214	921 Office Supplies	Amazon - Pas...	6140 · Office c...		7.49	-172.04
Credit Card Charge	12/14/2018	181214	921 Office Supplies	Amazon - Offi...	6140 · Office c...		69.30	-241.34
Credit Card Charge	12/18/2018	181218	920 Administration ...	MC Master Carr	920 · Administr...		17.39	-258.73
Credit Card Charge	12/19/2018	181219	921 Office Supplies	Paypal - 16 g...	6140 · Office c...		23.95	-282.68
Total 2273 · Joseph Irwin 0126						2,959.18	2,935.86	-282.68

Navitas Utility Corporation
General Ledger
As of December 31, 2018

Type	Date	Num	Name	Memo	Split	Debit	Credit	Balance
2274 · Jerry Walker 0794								-753.09
Credit Card Charge	01/02/2018	180209	874 Mains & Services	Buck's Hardw...	874.16 · Mains...		29.49	-782.58
Credit Card Charge	01/04/2018	180209	921 Office Supplies	Shell	921.16 · Office...		65.40	-847.98
Check	01/08/2018	ACH	Bank 7 Credit Cards		1107 · Checkin...	847.98		0.00
Credit Card Charge	01/10/2018	180209	921 Office Supplies	Shell	921.16 · Office...		69.01	-69.01
Credit Card Charge	01/15/2018	180209	921 Office Supplies	Shell	921.16 · Office...		71.80	-140.81
Credit Card Charge	01/19/2018	180209	921 Office Supplies	Shell	921.16 · Office...		77.20	-218.01
Credit Card Charge	01/19/2018	180209	874 Mains & Services	Buck's Hardw...	874.16 · Mains...		28.15	-246.16
Credit Card Charge	01/19/2018	180209	874 Mains & Services	Heath	874.16 · Mains...		304.79	-550.95
Credit Card Charge	01/22/2018	180209	874 Mains & Services	Ray Varner	874.16 · Mains...		87.19	-638.14
Credit Card Charge	01/23/2018	180209	921 Office Supplies	Shell	921.16 · Office...		80.15	-718.29
Credit Card Charge	01/24/2018	180209	874 Mains & Services	Dollar General	874.16 · Mains...		9.56	-727.85
Credit Card Charge	01/28/2018	180209	921 Office Supplies	Shell	921.16 · Office...		70.75	-798.60
Credit Card Charge	01/31/2018	180209	United States Postal...	Jellico MPO	6130 · Postage		6.70	-805.30
Credit Card Charge	02/01/2018	180305	921 Office Supplies	Shell	921.16 · Office...		70.40	-875.70
Check	02/06/2018	ACH	Bank 7 Credit Cards		1107 · Checkin...	805.30		-70.40
Credit Card Charge	02/07/2018	180305	921 Office Supplies	Shell	921.16 · Office...		65.00	-135.40
Credit Card Charge	02/12/2018	180305	921 Office Supplies	Shell	921.16 · Office...		78.30	-213.70
Credit Card Charge	02/17/2018	180305	921 Office Supplies	Shell	921.16 · Office...		61.70	-275.40
Credit Card Charge	02/22/2018	180305	921 Office Supplies	Shell	921.16 · Office...		72.70	-348.10
Credit Card Charge	02/23/2018	180305	903 Customer Reco...	TN Dept of Rev	6410 · Lic, per...		122.91	-471.01
Credit Card Charge	02/26/2018	180305	921 Office Supplies	Shell	921.16 · Office...		67.60	-538.61
Credit Card Charge	02/28/2018	180305	874 Mains & Services	Buck's Hardw...	874.46 · Mains...		12.86	-551.47
Credit Card Charge	03/01/2018	180309	United States Postal...	Jellico MPO	6130 · Postage		16.70	-568.17
Credit Card Charge	03/02/2018	180417	921 Office Supplies	Shell	921.16 · Office...		75.50	-643.67
Check	03/05/2018	ACH	Bank 7 Credit Cards		1107 · Checkin...	568.17		-75.50
Credit Card Charge	03/05/2018	180417	874 Mains & Services	Buck's jellico ...	874.16 · Mains...		37.87	-113.37
Credit Card Charge	03/09/2018	180417	921 Office Supplies	Shell	921.16 · Office...		75.70	-189.07
Credit Card Charge	03/14/2018	180417	921 Office Supplies	Shell	921.16 · Office...		62.00	-251.07
Credit Card Charge	03/16/2018	180417	874 Mains & Services	Tractor Supply	874.16 · Mains...		103.83	-354.90
Credit Card Charge	03/17/2018	180417	921 Office Supplies	Shell	921.16 · Office...		66.00	-420.90
Credit Card Charge	03/22/2018	180417	921 Office Supplies	Shell	921.16 · Office...		78.01	-498.91
Credit Card Charge	03/27/2018	180417	921 Office Supplies	Shell	921.16 · Office...		77.50	-576.41
Credit Card Charge	03/27/2018	180417	874 Mains & Services	O'Reilly	874.16 · Mains...		6.54	-582.95
Credit Card Charge	03/28/2018	180417	874 Mains & Services	WD Bryant	874.16 · Mains...		64.58	-647.53
Credit Card Charge	03/29/2018	180417	United States Postal...	Jellico MPO	6130 · Postage		6.70	-654.23
Credit Card Charge	03/29/2018	180417	921 Office Supplies	Shell	921.16 · Office...		64.00	-718.23
Credit Card Charge	04/05/2018	180504	921 Office Supplies	Shell	921.16 · Office...		80.00	-798.23
Credit Card Charge	04/10/2018	180504	921 Office Supplies	Dollar General	921.16 · Office...		16.39	-814.62
Credit Card Charge	04/11/2018	180504	921 Office Supplies	Shell	921.16 · Office...		73.00	-887.62
Credit Card Charge	04/16/2018	180504	921 Office Supplies	Shell	921.16 · Office...		73.00	-960.62
Credit Card Charge	04/19/2018	180504	874 Mains & Services	Buck's Hardw...	874.16 · Mains...		8.07	-968.69
Credit Card Charge	04/21/2018	180504	921 Office Supplies	Shell	921.16 · Office...		79.10	-1,047.79
Credit Card Charge	04/21/2018	180504	874 Mains & Services	O'Reilly	874.16 · Mains...		14.18	-1,061.97
Credit Card Charge	04/25/2018	180504	921 Office Supplies	Shell	921.16 · Office...		77.00	-1,138.97
Check	04/27/2018	ACH	Bank 7 Credit Cards		1107 · Checkin...	1,219.67		80.70
Credit Card Charge	04/30/2018	180504	921 Office Supplies	Shell	921.16 · Office...		74.00	6.70
Credit Card Charge	04/30/2018	180504	United States Postal...	Jelico PO	6130 · Postage		6.70	0.00
Credit Card Charge	05/04/2018	180504	921 Office Supplies	Shell	921.16 · Office...		72.55	-72.55

Navitas Utility Corporation
General Ledger
As of December 31, 2018

Type	Date	Num	Name	Memo	Split	Debit	Credit	Balance
Credit Card Charge	05/04/2018	180504	874 Mains & Services	Ray Varner	874.16 · Mains...		582.11	-654.66
Credit Card Charge	05/11/2018	180511	921 Office Supplies	Shell	921.16 · Office...		79.40	-734.06
Credit Card Charge	05/18/2018	180518	921 Office Supplies	Shell	921.16 · Office...		89.40	-823.46
Credit Card Charge	05/18/2018	180518	874 Mains & Services	Buck's Hardw...	874.16 · Mains...		28.12	-851.58
Credit Card Charge	05/20/2018	180520	921 Office Supplies	Shell	921.16 · Office...		80.00	-931.58
Credit Card Charge	05/25/2018	180525	921 Office Supplies	Shell	921.16 · Office...		85.00	-1,016.58
Credit Card Charge	05/28/2018	180528	921 Office Supplies	Shell	921.16 · Office...		70.55	-1,087.13
Credit Card Charge	05/29/2018	180529	874 Mains & Services	O'Reilly	874.16 · Mains...		10.37	-1,097.50
Check	06/05/2018	ACH	Bank 7 Credit Cards		1107 · Checkin...	1,097.50		0.00
Credit Card Charge	06/06/2018	180606	921 Office Supplies	Shell	6242 · Fuel		90.10	-90.10
Credit Card Charge	06/06/2018	180601	903 Customer Reco...	USPS	6130 · Postage		6.70	-96.80
Credit Card Charge	06/06/2018	180605	874 Mains & Services	Buck's Hardw...	874.16 · Mains...		49.84	-146.64
Credit Card Charge	06/08/2018	180608	921 Office Supplies	Shell	6242 · Fuel		81.60	-228.24
Credit Card Charge	06/08/2018	180608	874 Mains & Services	Lowes	874.16 · Mains...		274.54	-502.78
Credit Card Charge	06/15/2018	180615	921 Office Supplies	Shell	6242 · Fuel		74.00	-576.78
Credit Card Charge	06/20/2018	180620	921 Office Supplies	Shell	6242 · Fuel		83.00	-659.78
Credit Card Charge	06/20/2018	180620	874 Mains & Services	Lowes	874.16 · Mains...		240.21	-899.99
Credit Card Charge	06/24/2018	180624	921 Office Supplies	Shell	6242 · Fuel		84.20	-984.19
Credit Card Charge	06/27/2018	180627	874 Mains & Services	Lowes	874.16 · Mains...		39.38	-1,023.57
Credit Card Charge	06/27/2018	180627	874 Mains & Services	Buck's Hardw...	874.16 · Mains...		19.29	-1,042.86
Credit Card Charge	06/29/2018	180629	921 Office Supplies	Shell	6242 · Fuel		83.00	-1,125.86
Credit Card Charge	06/29/2018	180629	903 Customer Reco...	USPS	6130 · Postage		6.70	-1,132.56
Credit Card Charge	07/03/2018	180703	903 Customer Reco...	USPS	6130 · Postage		24.55	-1,157.11
Credit Card Charge	07/03/2018	180703	921 Office Supplies	Dollar General	921.16 · Office...		7.65	-1,164.76
Credit Card Charge	07/04/2018	180704	921 Office Supplies	Shell	6242 · Fuel		81.55	-1,246.31
Credit Card Charge	07/06/2018	180706	874 Mains & Services	Buck's Hardw...	874.16 · Mains...		45.76	-1,292.07
Credit Card Charge	07/10/2018	180710	921 Office Supplies	Shell	6242 · Fuel		82.50	-1,374.57
Credit Card Charge	07/16/2018	180716	921 Office Supplies	Shell	6242 · Fuel		84.00	-1,458.57
Credit Card Charge	07/20/2018	180720	921 Office Supplies	Shell	6242 · Fuel		82.50	-1,541.07
Check	07/23/2018	ACH	Bank 7 Credit Cards		1107 · Checkin...			-1,541.07
Check	07/23/2018	ACH	Bank 7 Credit Cards		1107 · Checkin...	1,132.56		-408.51
Credit Card Charge	07/25/2018	180725	921 Office Supplies	Shell	6242 · Fuel		74.00	-482.51
Credit Card Charge	07/27/2018	180727	921 Office Supplies	Shell	6242 · Fuel		80.00	-562.51
Credit Card Charge	07/28/2018	180728	874 Mains & Services	Johnny Wheels	874.16 · Mains...		572.10	-1,134.61
Credit Card Charge	07/31/2018	180731	903 Customer Reco...	USPS	6130 · Postage		6.70	-1,141.31
Credit Card Charge	07/31/2018	180731	921 Office Supplies	Shell	6242 · Fuel		81.00	-1,222.31
Check	08/02/2018	ACH	Bank 7 Credit Cards		1107 · Checkin...	1,141.31		-81.00
Check	08/02/2018	ACH	Bank 7 Credit Cards		1107 · Checkin...	0.00		-81.00
General Journal	08/03/2018	180803		Annual Fee fo...	2275 · Johnny ...		49.00	-130.00
Credit Card Charge	08/04/2018	180804	921 Office Supplies	Shell	6242 · Fuel		76.00	-206.00
Credit Card Charge	08/06/2018	180806	874 Mains & Services	Ray Varner F...	874.16 · Mains...		43.85	-249.85
Credit Card Charge	08/09/2018	180809	921 Office Supplies	Shell	6242 · Fuel		75.15	-325.00
Check	08/14/2018	ACH	Bank 7 Credit Cards		1107 · Checkin...	81.00		-244.00
Check	08/14/2018	ACH	Bank 7 Credit Cards		1107 · Checkin...	0.00		-244.00
Credit Card Charge	08/14/2018	180814	921 Office Supplies	Shell	6242 · Fuel		79.50	-323.50
Credit Card Charge	08/15/2018	180815	921 Office Supplies	Dollar General	921.16 · Office...		10.65	-334.15
Credit Card Charge	08/17/2018	180817	921 Office Supplies	Rite Aid	921.16 · Office...		10.90	-345.05
Credit Card Charge	08/17/2018	180817	921 Office Supplies	Shell	6242 · Fuel		79.70	-424.75
Credit Card Charge	08/24/2018	180824	921 Office Supplies	Shell	6242 · Fuel		76.00	-500.75

Navitas Utility Corporation
General Ledger
As of December 31, 2018

Type	Date	Num	Name	Memo	Split	Debit	Credit	Balance
Credit Card Charge	08/28/2018	180828	921 Office Supplies	Shell	6242 · Fuel		81.00	-581.75
Credit Card Charge	08/31/2018	180831	903 Customer Reco...	USPS	6130 · Postage		16.70	-598.45
Credit Card Charge	09/01/2018	180901	921 Office Supplies	Shell	6242 · Fuel		84.85	-683.30
Credit Card Charge	09/05/2018	180905	903 Customer Reco...	USPS	6130 · Postage		48.56	-731.86
Credit Card Charge	09/07/2018	180907	921 Office Supplies	Shell	6242 · Fuel		74.00	-805.86
Credit Card Charge	09/12/2018	180912	903 Customer Reco...	USPS	6130 · Postage		20.15	-826.01
Check	09/13/2018	ACH	Bank 7 Credit Cards		1107 · Checkin...	598.45		-227.56
Credit Card Charge	09/13/2018	180913	921 Office Supplies	Shell	6242 · Fuel		83.00	-310.56
Credit Card Charge	09/17/2018	180917	921 Office Supplies	Buck's Jellico ...	921.16 · Office...		9.33	-319.89
Credit Card Charge	09/18/2018	180918	921 Office Supplies	Shell	6242 · Fuel		74.50	-394.39
Credit Card Charge	09/21/2018	180921	921 Office Supplies	Dollar Store	921.16 · Office...		10.38	-404.77
Credit Card Charge	09/24/2018	180924	921 Office Supplies	Shell	6242 · Fuel		83.00	-487.77
Credit Card Charge	09/24/2018	180924	921 Office Supplies	O'Reilly	921.16 · Office...		40.40	-528.17
Credit Card Charge	09/28/2018	180928	921 Office Supplies	Shell	6242 · Fuel		79.00	-607.17
Credit Card Charge	09/29/2018	180929	903 Customer Reco...	USPS	6130 · Postage		6.70	-613.87
Credit Card Charge	10/01/2018	181001	921 Office Supplies	Shell	6242 · Fuel		66.15	-680.02
Credit Card Charge	10/03/2018	181003	921 Office Supplies	Shell	6242 · Fuel		10.01	-690.03
Credit Card Charge	10/03/2018	181003	921 Office Supplies	Buck's Jellico ...	921.16 · Office...		14.72	-704.75
Credit Card Charge	10/03/2018	181003	874 Mains & Services	Ray Varner F...	874.16 · Mains...		190.96	-895.71
Credit Card Charge	10/04/2018	181004	921 Office Supplies	Shell	6242 · Fuel		88.01	-983.72
Credit Card Charge	10/08/2018	181008	921 Office Supplies	Shell	6242 · Fuel		57.01	-1,040.73
Credit Card Charge	10/08/2018	181008	921 Office Supplies	*** Enterprise ...	6242 · Fuel		51.98	-1,092.71
Check	10/09/2018	ACH	Bank 7 Credit Cards		1107 · Checkin...	613.87		-478.84
Credit Card Charge	10/10/2018	181010	921 Office Supplies	Shell	6242 · Fuel		79.50	-558.34
Credit Card Charge	10/10/2018	181010	874 Mains & Services	Walmart	874.16 · Mains...		27.01	-585.35
Credit Card Charge	10/11/2018	181011	874 Mains & Services	Walmart	874.16 · Mains...		48.60	-633.95
Credit Card Charge	10/15/2018	181015	921 Office Supplies	Shell	6242 · Fuel		90.00	-723.95
Credit Card Charge	10/17/2018	181017	921 Office Supplies	Shell	6242 · Fuel		85.40	-809.35
Credit Card Charge	10/19/2018	181019	903 Customer Reco...	USPS	6130 · Postage		7.20	-816.55
Credit Card Charge	10/21/2018	181021	921 Office Supplies	Shell	6242 · Fuel		78.55	-895.10
Credit Card Charge	10/25/2018	181025	921 Office Supplies	O'Reilly	921.16 · Office...		5.77	-900.87
Credit Card Charge	10/26/2018	181026	921 Office Supplies	Shell	6242 · Fuel		83.50	-984.37
Credit Card Charge	10/26/2018	181026	903 Customer Reco...	USPS	6130 · Postage		7.20	-991.57
Credit Card Charge	10/30/2018	181030	921 Office Supplies	Dollar General	921.16 · Office...		9.83	-1,001.40
Credit Card Charge	10/31/2018	181031	921 Office Supplies	Shell	6242 · Fuel		78.25	-1,079.65
Credit Card Charge	10/31/2018	181031	903 Customer Reco...	USPS	6130 · Postage		16.70	-1,096.35
Check	11/05/2018	ACH	Bank 7 Credit Cards		1107 · Checkin...	1,096.35		0.00
Credit Card Charge	11/07/2018	181107	921 Office Supplies	Shell	6242 · Fuel		81.00	-81.00
Credit Card Charge	11/12/2018	181112	921 Office Supplies	Buck's Jellico ...	921.16 · Office...		32.49	-113.49
Credit Card Charge	11/13/2018	181113	921 Office Supplies	Shell	6242 · Fuel		80.60	-194.09
Credit Card Charge	11/13/2018	181113	874 Mains & Services	Ray Varner	874.16 · Mains...		105.87	-299.96
Credit Card Charge	11/14/2018	181114	903 Customer Reco...	USPS	6130 · Postage		7.20	-307.16
Credit Card Charge	11/15/2018	181115	921 Office Supplies	The Pizza Spot	921.16 · Office...		22.61	-329.77
Credit Card Charge	11/17/2018	181117	921 Office Supplies	Shell	6242 · Fuel		68.00	-397.77
Credit Card Charge	11/21/2018	181121	921 Office Supplies	Shell	6242 · Fuel		75.00	-472.77
Credit Card Charge	11/21/2018	181121	874 Mains & Services	O'Reilly	874.16 · Mains...		10.37	-483.14
Credit Card Charge	11/27/2018	181127	921 Office Supplies	Shell	6242 · Fuel		77.50	-560.64
Credit Card Charge	11/30/2018	181130	903 Customer Reco...	USPS	6130 · Postage		16.70	-577.34
Credit Card Charge	12/01/2018	181130	921 Office Supplies	Shell	6242 · Fuel		77.00	-654.34

Navitas Utility Corporation
General Ledger
As of December 31, 2018

Type	Date	Num	Name	Memo	Split	Debit	Credit	Balance
Check	12/04/2018	ACH	Bank 7 Credit Cards		1107 · Checkin...	577.34		-77.00
Credit Card Charge	12/05/2018	181205	921 Office Supplies	Shell	6242 · Fuel		65.80	-142.80
Credit Card Charge	12/05/2018	181205	874 Mains & Services	Buck's Jellico ...	874.16 · Mains...		9.60	-152.40
Credit Card Charge	12/07/2018	181207	874 Mains & Services	Ray Varner	874.16 · Mains...		210.17	-362.57
Credit Card Charge	12/10/2018	181210	921 Office Supplies	Shell	6242 · Fuel		69.00	-431.57
Credit Card Charge	12/11/2018	181211	874 Mains & Services	Buck's Jellico ...	874.16 · Mains...		9.48	-441.05
Credit Card Charge	12/11/2018	181211	874 Mains & Services	Buck's Jellico ...	874.16 · Mains...		7.57	-448.62
Credit Card Charge	12/12/2018	181212	874 Mains & Services	O'Reilly	874.16 · Mains...		5.62	-454.24
Credit Card Charge	12/15/2018	181215	921 Office Supplies	Shell	6242 · Fuel		63.00	-517.24
Credit Card Charge	12/17/2018	181217	874 Mains & Services	Buck's Jellico ...	874.16 · Mains...		17.03	-534.27
Credit Card Charge	12/18/2018	181218	921 Office Supplies	Shell	6242 · Fuel		65.00	-599.27
Credit Card Charge	12/24/2018	181224	921 Office Supplies	Shell	6242 · Fuel		63.40	-662.67
Credit Card Charge	12/28/2018	181228	874 Mains & Services	Buck's Jellico ...	874.16 · Mains...		6.70	-669.37
Credit Card Charge	12/29/2018	181229	921 Office Supplies	Shell	6242 · Fuel		66.00	-735.37
Total 2274 · Jerry Walker 0794						9,779.50	9,761.78	-735.37
2275 · Johnny Gorman 0209								-898.82
Credit Card Charge	01/04/2018	180118	874 Mains & Services	Gregory's Tire	874.46 · Mains...		12.00	-910.82
Check	01/08/2018	ACH	Bank 7 Credit Cards		1107 · Checkin...	910.82		0.00
Credit Card Charge	01/11/2018	180118	921 Office Supplies	TC's Total	921.46 · Office...		81.00	-81.00
Credit Card Charge	01/19/2018	180209	874 Mains & Services	Dollar General	874.46 · Mains...		14.03	-95.03
Check	02/06/2018	ACH	Bank 7 Credit Cards		1107 · Checkin...	95.03		0.00
Credit Card Charge	03/14/2018	180417	874 Mains & Services	TC's Total Se...	874.46 · Mains...		15.00	-15.00
Credit Card Charge	03/21/2018	180417	921 Office Supplies	T-Bird's	921.46 · Office...		64.00	-79.00
Credit Card Charge	03/23/2018	180417	874 Mains & Services	Gregory's Tire	874.46 · Mains...		15.00	-94.00
Credit Card Charge	04/18/2018	180418	921 Office Supplies	TC's Total	921.46 · Office...		15.00	-109.00
Check	04/27/2018	ACH	Bank 7 Credit Cards		1107 · Checkin...	109.00		0.00
Credit Card Charge	05/24/2018	180524	921 Office Supplies	TC's Total	921.46 · Office...		15.00	-15.00
Credit Card Charge	05/28/2018	180528	921 Office Supplies	Shell	921.46 · Office...		30.51	-45.51
Credit Card Charge	05/28/2018	180528	921 Office Supplies	Shell	921.46 · Office...		81.00	-126.51
Check	06/05/2018	ACH	Bank 7 Credit Cards		1107 · Checkin...	126.51		0.00
General Journal	08/03/2018	180803		Annual Fee fo...	-SPLIT-		49.00	-49.00
Check	09/13/2018	ACH	Bank 7 Credit Cards		1107 · Checkin...	49.00		0.00
Check	10/09/2018	ACH	Bank 7 Credit Cards		1107 · Checkin...	0.00		0.00
Check	11/05/2018	ACH	Bank 7 Credit Cards		1107 · Checkin...	0.00		0.00
Total 2275 · Johnny Gorman 0209						1,290.36	391.54	0.00

Navitas Utility Corporation
General Ledger
As of December 31, 2018

Type	Date	Num	Name	Memo	Split	Debit	Credit	Balance
2276 · Trenda Kelley 0760								-1,799.91
Credit Card Charge	01/03/2018	180118	United States Postal...	Eakly PO	6130 · Postage		461.04	-2,260.95
Check	01/08/2018	ACH	Bank 7 Credit Cards		1107 · Checkin...	2,260.95		0.00
Credit Card Charge	01/09/2018	180118	United States Postal...	Eakly PO	6130 · Postage		162.18	-162.18
Credit Card Charge	01/16/2018	180118	United States Postal...	Eakly PO	6130 · Postage		146.20	-308.38
Credit Card Charge	02/02/2018	180209	United States Postal...	Eakly PO	6130 · Postage		446.08	-754.46
Credit Card Charge	02/02/2018	180209	United States Postal...	Eakly PO	6130 · Postage		13.12	-767.58
Check	02/06/2018	ACH	Bank 7 Credit Cards		1107 · Checkin...	767.58		0.00
Credit Card Charge	02/08/2018	180209	United States Postal...	Eakly PO	6130 · Postage		156.45	-156.45
Credit Card Charge	02/20/2018	180220	United States Postal...	Eakly PO	6130 · Postage		495.95	-652.40
Credit Card Charge	03/01/2018	180301	United States Postal...	Eakly PO	6130 · Postage		428.75	-1,081.15
Check	03/05/2018	ACH	Bank 7 Credit Cards		1107 · Checkin...	1,081.15		0.00
Credit Card Charge	03/07/2018	180309	United States Postal...	Eakly PO	6130 · Postage		146.65	-146.65
Credit Card Charge	03/15/2018	180320	United States Postal...	Eakly PO	6130 · Postage		474.60	-621.25
Credit Card Charge	04/04/2018	180418	United States Postal...	Eakly PO	6130 · Postage		455.00	-1,076.25
Credit Card Charge	04/06/2018	180418	United States Postal...	Eakly PO	6130 · Postage		152.60	-1,228.85
Credit Card Charge	04/17/2018	180418	United States Postal...	Eakly PO	6130 · Postage		495.60	-1,724.45
Credit Card Charge	04/24/2018	180424	United States Postal...	Eakly PO	6130 · Postage		24.90	-1,749.35
Check	04/27/2018	ACH	Bank 7 Credit Cards		1107 · Checkin...	1,749.35		0.00
Credit Card Charge	05/03/2018	180502	United States Postal...	Eakly PO	6130 · Postage		451.15	-451.15
Credit Card Charge	05/08/2018	180508	United States Postal...	Eakly PO	6130 · Postage		157.15	-608.30
Credit Card Charge	05/17/2018	180517	United States Postal...	Eakly PO	6130 · Postage		463.05	-1,071.35
Credit Card Charge	05/22/2018	180522	921 Office Supplies	Walmart	6140 · Office c...		122.69	-1,194.04
Credit Card Charge	05/25/2018	180525	921 Office Supplies	Amazon	6140 · Office c...		71.94	-1,265.98
Credit Card Charge	05/27/2018	180527	921 Office Supplies	ACE	6140 · Office c...		81.59	-1,347.57
Credit Card Charge	05/31/2018	180531	921 Office Supplies	Walmart	6140 · Office c...		49.26	-1,396.83
Credit Card Charge	06/05/2018	180605	United States Postal...	Eakly PO	6130 · Postage		467.25	-1,864.08
Check	06/05/2018	ACH	Bank 7 Credit Cards		1107 · Checkin...	1,396.83		-467.25
Credit Card Charge	06/08/2018	180608	United States Postal...	Eakly PO	6130 · Postage		161.70	-628.95
Credit Card Charge	06/12/2018	180612	United States Postal...	Eakly PO	6130 · Postage		116.00	-744.95
Credit Card Charge	06/15/2018	180615	United States Postal...	Eakly PO	6130 · Postage		131.95	-876.90
Credit Card Charge	07/05/2018	180705	United States Postal...	USPS	6130 · Postage		489.30	-1,366.20
Credit Card Charge	07/09/2018	180709	United States Postal...	USPS	6130 · Postage		167.65	-1,533.85
Credit Card Charge	07/12/2018	180712	921 Office Supplies	Digital Check	6140 · Office c...		92.92	-1,626.77
Credit Card Charge	07/15/2018	180715	921 Office Supplies	Walmart	6140 · Office c...		55.74	-1,682.51
Credit Card Charge	07/17/2018	180717	United States Postal...	USPS	6130 · Postage		553.35	-2,235.86
Check	07/23/2018	ACH	Bank 7 Credit Cards		1107 · Checkin...			-2,235.86
Check	07/23/2018	ACH	Bank 7 Credit Cards		1107 · Checkin...	876.90		-1,358.96
Check	08/02/2018	ACH	Bank 7 Credit Cards		1107 · Checkin...	1,358.96		0.00
General Journal	08/03/2018	180803		Annual Fee fo...	2275 · Johnny ...		49.00	-49.00
Credit Card Charge	08/08/2018	180808	United States Postal...	USPS	6130 · Postage		166.25	-215.25
Check	08/14/2018	ACH	Bank 7 Credit Cards		1107 · Checkin...	0.00		-215.25
Credit Card Charge	08/16/2018	180816	United States Postal...	USPS	6130 · Postage		548.10	-763.35
Credit Card Charge	09/05/2018	180905	United States Postal...	USPS	6130 · Postage		489.65	-1,253.00
Credit Card Charge	09/07/2018	180907	United States Postal...	USPS	6130 · Postage		163.10	-1,416.10
Check	09/13/2018	ACH	Bank 7 Credit Cards		1107 · Checkin...	763.35		-652.75
Credit Card Charge	09/19/2018	180919	United States Postal...	USPS	6130 · Postage		561.75	-1,214.50
Credit Card Charge	10/03/2018	181003	921 Office Supplies	Amazon	6140 · Office c...		32.94	-1,247.44
Check	10/09/2018	ACH	Bank 7 Credit Cards		1107 · Checkin...	1,214.50		-32.94

Navitas Utility Corporation
General Ledger
As of December 31, 2018

Type	Date	Num	Name	Memo	Split	Debit	Credit	Balance
Credit Card Charge	10/09/2018	181009	United States Postal...	USPS	6130 · Postage		165.90	-198.84
Credit Card Charge	10/17/2018	181017	United States Postal...	USPS	6130 · Postage		551.25	-750.09
Credit Card Charge	10/17/2018	181017	921 Office Supplies	Amazon	6140 · Office c...		17.75	-767.84
Credit Card Charge	11/02/2018	181102	United States Postal...	USPS	6130 · Postage		491.05	-1,258.89
Check	11/05/2018	ACH	Bank 7 Credit Cards		1107 · Checkin...	767.84		-491.05
Credit Card Charge	11/08/2018	181108	United States Postal...	USPS	6130 · Postage		166.95	-658.00
Credit Card Charge	11/15/2018	181115	United States Postal...	USPS	6130 · Postage		225.00	-883.00
Credit Card Charge	11/15/2018	181115	United States Postal...	USPS	6130 · Postage		547.05	-1,430.05
Check	12/04/2018	ACH	Bank 7 Credit Cards		1107 · Checkin...	1,430.05		0.00
Credit Card Charge	12/04/2018	181204	United States Postal...	USPS	6130 · Postage		478.45	-478.45
Credit Card Charge	12/11/2018	181211	United States Postal...	USPS	6130 · Postage		163.45	-641.90
Credit Card Charge	12/19/2018	181219	United States Postal...	USPS	6130 · Postage		534.10	-1,176.00
Total 2276 · Trenda Kelley 0760						13,667.46	13,043.55	-1,176.00
2277 · Bruce Lynn 1329								0.00
Total 2277 · Bruce Lynn 1329								0.00
2278 · Trenton Pearcy 1461								-36.40
Check	01/08/2018	ACH	Bank 7 Credit Cards		1107 · Checkin...	36.40		0.00
Credit Card Charge	02/12/2018	180219	887 Maintenance of ...	Best Western...	887.46 · Maint...		93.66	-93.66
Credit Card Charge	02/12/2018	180219	887 Maintenance of ...	Arby's	887.46 · Maint...		7.67	-101.33
Credit Card Charge	02/26/2018	180305	887 Maintenance of ...	Mr Joes	887.46 · Maint...		15.01	-116.34
Credit Card Charge	02/27/2018	180305	887 Maintenance of ...	Subway	887.46 · Maint...		12.03	-128.37
Credit Card Charge	02/28/2018	180301	887 Maintenance of ...	Best Western	887.46 · Maint...		71.50	-199.87
Credit Card Charge	02/28/2018	180301	887 Maintenance of ...	Little Caesars	887.46 · Maint...		8.71	-208.58
Credit Card Charge	02/28/2018	180305	887 Maintenance of ...	Daylight Donuts	887.46 · Maint...		10.00	-218.58
Check	03/05/2018	ACH	Bank 7 Credit Cards		1107 · Checkin...	218.58		0.00
Credit Card Charge	03/21/2018	180417	921 Office Supplies	Shell	921.46 · Office...		20.00	-20.00
Credit Card Charge	03/26/2018	180417	921 Office Supplies	Loves	921.16 · Office...		64.00	-84.00
Credit Card Charge	03/26/2018	180418	887 Maintenance of ...	**Arbys	887.16 · Maint...		9.48	-93.48
Credit Card Charge	03/26/2018	180418	887 Maintenance of ...	**SamsClub	887.16 · Maint...		10.84	-104.32
Credit Card Charge	03/27/2018	180417	887 Maintenance of ...	Best Western	887.16 · Maint...		117.49	-221.81
Credit Card Charge	03/27/2018	180417	921 Office Supplies	Murphy USA	921.16 · Office...		72.00	-293.81
Credit Card Charge	03/27/2018	180417	887 Maintenance of ...	Golen Corral	887.16 · Maint...		14.26	-308.07
Credit Card Charge	03/27/2018	180417	887 Maintenance of ...	Subway	887.16 · Maint...		9.42	-317.49
Credit Card Charge	03/28/2018	180417	887 Maintenance of ...	La Quinta	887.16 · Maint...		129.75	-447.24
Credit Card Charge	03/28/2018	180417	921 Office Supplies	Loves	921.16 · Office...		67.00	-514.24
Credit Card Charge	03/28/2018	180417	887 Maintenance of ...	Shell	887.16 · Maint...		23.71	-537.95
Credit Card Charge	03/28/2018	180417	887 Maintenance of ...	Hardee's	887.16 · Maint...		10.06	-548.01
Credit Card Charge	03/29/2018	180417	887 Maintenance of ...	Best Western	887.16 · Maint...		75.16	-623.17
Credit Card Charge	03/29/2018	180417	887 Maintenance of ...	Meixcan Grill	887.16 · Maint...		15.72	-638.89
Credit Card Charge	04/16/2018	180416	921 Office Supplies	Dollar General	6140 · Office c...		8.14	-647.03
Credit Card Charge	04/17/2018	180417	887 Maintenance of ...	Mr. Joes	887.16 · Maint...		19.40	-666.43
Credit Card Charge	04/18/2018	180418	887 Maintenance of ...	Best Western	887.16 · Maint...		117.33	-783.76
Credit Card Charge	04/18/2018	180418	887 Maintenance of ...	Carls Jr	887.16 · Maint...		9.39	-793.15
Credit Card Charge	04/18/2018	180418	887 Maintenance of ...	Braum's	887.16 · Maint...		7.82	-800.97
Credit Card Charge	04/19/2018	180419	887 Maintenance of ...	Subway	887.16 · Maint...		11.08	-812.05
Credit Card Charge	04/19/2018	180419	887 Maintenance of ...	Braum's	887.16 · Maint...		7.06	-819.11

Navitas Utility Corporation
General Ledger
As of December 31, 2018

Type	Date	Num	Name	Memo	Split	Debit	Credit	Balance
Credit Card Charge	04/19/2018	180419	921 Office Supplies	Walmart	6140 · Office c...		45.56	-864.67
Credit Card Charge	04/27/2018	180427	887 Maintenance of ...	E & S Oil Co...	887.16 · Maint...		63.35	-928.02
Check	04/27/2018	ACH	Bank 7 Credit Cards		1107 · Checkin...	928.02		0.00
Check	06/05/2018	ACH	Bank 7 Credit Cards		1107 · Checkin...	0.00		0.00
Credit Card Charge	06/06/2018	180606	887 Maintenance of ...	Mr. Joes	887.16 · Maint...		30.04	-30.04
Credit Card Charge	06/07/2018	180607	887 Maintenance of ...	Daylight Donuts	887.16 · Maint...		21.78	-51.82
Credit Card Charge	06/14/2018	180614	887 Maintenance of ...	Braum's	887.16 · Maint...		7.94	-59.76
Credit Card Charge	06/14/2018	180614	887 Maintenance of ...	Quiktrip	887.16 · Maint...		67.00	-126.76
Credit Card Charge	06/14/2018	180614	887 Maintenance of ...	Cheddars	887.16 · Maint...		19.41	-146.17
Credit Card Charge	06/14/2018	180614	887 Maintenance of ...	Love's	887.16 · Maint...		9.33	-155.50
Credit Card Charge	06/14/2018	180614	887 Maintenance of ...	Cici's Pizza	887.16 · Maint...		9.00	-164.50
Credit Card Charge	06/14/2018	180614	887 Maintenance of ...	Best Western	887.16 · Maint...		85.67	-250.17
Check	07/23/2018	ACH	Bank 7 Credit Cards		1107 · Checkin...	0.00		-250.17
Check	07/23/2018	ACH	Bank 7 Credit Cards		1107 · Checkin...	250.17		0.00
Check	08/02/2018	ACH	Bank 7 Credit Cards		1107 · Checkin...	0.00		0.00
Check	08/02/2018	ACH	Bank 7 Credit Cards		1107 · Checkin...	0.00		0.00
General Journal	08/03/2018	180803		Annual Fee fo...	2275 · Johnny ...		49.00	-49.00
Credit Card Charge	08/10/2018	665104	887 Maintenance of ...	Farmers Co-o...	887.16 · Maint...		11.00	-60.00
Credit Card Charge	08/13/2018	180813	887 Maintenance of ...	Mr. Joes	887.16 · Maint...		21.62	-81.62
Credit Card Charge	08/13/2018	180813	921 Office Supplies	Walmart	6140 · Office c...		16.34	-97.96
Check	08/14/2018	ACH	Bank 7 Credit Cards		1107 · Checkin...	0.00		-97.96
Check	08/14/2018	ACH	Bank 7 Credit Cards		1107 · Checkin...	0.00		-97.96
Credit Card Charge	08/29/2018	180829	887 Maintenance of ...	Love's	887.16 · Maint...		12.31	-110.27
Credit Card Charge	08/29/2018	180829	921 Office Supplies	Walmart	6140 · Office c...		6.28	-116.55
Credit Card Charge	08/29/2018	180829	887 Maintenance of ...	Best Western	887.16 · Maint...		96.37	-212.92
Credit Card Charge	08/29/2018	180829	887 Maintenance of ...	QuickTrip	887.16 · Maint...		5.60	-218.52
Credit Card Charge	08/30/2018	180830	887 Maintenance of ...	Love's	887.16 · Maint...		8.12	-226.64
Credit Card Charge	08/30/2018	180830	921 Office Supplies	Loves - fuel	6242 · Fuel		72.00	-298.64
Check	09/13/2018	ACH	Bank 7 Credit Cards		1107 · Checkin...	298.64		0.00
Credit Card Charge	09/19/2018	180919	921 Office Supplies	Walmart	6140 · Office c...		21.97	-21.97
Credit Card Charge	09/21/2018	180921	921 Office Supplies	Walmart	6140 · Office c...		10.86	-32.83
Credit Card Charge	09/26/2018	180926	887 Maintenance of ...	Love's	887.16 · Maint...		5.82	-38.65
Credit Card Charge	09/26/2018	180926	887 Maintenance of ...	Best Western	887.16 · Maint...		96.37	-135.02
Credit Card Charge	09/26/2018	180926	887 Maintenance of ...	Braums Store	887.16 · Maint...		8.66	-143.68
Credit Card Charge	09/27/2018	180927	887 Maintenance of ...	Collinsville	887.16 · Maint...		83.00	-226.68
Credit Card Charge	09/27/2018	180927	887 Maintenance of ...	Collinsville	887.16 · Maint...		5.22	-231.90
Credit Card Charge	09/28/2018	180928	887 Maintenance of ...	Subway	887.16 · Maint...		11.08	-242.98
Check	10/09/2018	ACH	Bank 7 Credit Cards		1107 · Checkin...	242.98		0.00
Credit Card Charge	10/29/2018	181029	887 Maintenance of ...	Andres Benotez	887.16 · Maint...		9.50	-9.50
Credit Card Charge	10/30/2018	181030	887 Maintenance of ...	Love's	887.16 · Maint...		8.61	-18.11
Credit Card Charge	10/30/2018	181030	887 Maintenance of ...	Subway	887.16 · Maint...		8.45	-26.56
Credit Card Charge	10/31/2018	181031	921 Office Supplies	Murphy USA -...	6242 · Fuel		69.00	-95.56
Credit Card Charge	10/31/2018	181031	887 Maintenance of ...	GiGi'S Pizza	887.16 · Maint...		6.82	-102.38
Credit Card Charge	10/31/2018	181031	887 Maintenance of ...	Best Western	887.16 · Maint...		71.50	-173.88
Check	11/05/2018	ACH	Bank 7 Credit Cards		1107 · Checkin...	173.88		0.00
Credit Card Charge	11/05/2018	181105	887 Maintenance of ...	Love's	887.16 · Maint...		8.89	-8.89
Credit Card Charge	11/05/2018	181105	887 Maintenance of ...	Braums Store	887.16 · Maint...		8.77	-17.66
Credit Card Charge	11/06/2018	181106	887 Maintenance of ...	Love's	887.16 · Maint...		64.00	-81.66
Credit Card Charge	11/06/2018	181106	887 Maintenance of ...	Little Caesars	887.16 · Maint...		8.72	-90.38

Navitas Utility Corporation
General Ledger
As of December 31, 2018

Type	Date	Num	Name	Memo	Split	Debit	Credit	Balance
Credit Card Charge	11/06/2018	181106	887 Maintenance of ...	Best Western	887.16 · Maint...		95.19	-185.57
Credit Card Charge	11/06/2018	181106	887 Maintenance of ...	***Best West...	887.16 · Maint...		95.19	-280.76
Credit Card Credit	11/06/2018	181106	887 Maintenance of ...	Best Western	887.16 · Maint...	9.52		-271.24
Credit Card Credit	11/21/2018	181106	887 Maintenance of ...	***Best West...	887.16 · Maint...	95.19		-176.05
Check	12/04/2018	ACH	Bank 7 Credit Cards		1107 · Checkin...	271.24		95.19
Credit Card Charge	12/10/2018	181210	887 Maintenance of ...	Daylight Donu...	887.16 · Maint...		15.31	79.88
Credit Card Charge	12/18/2018	181217	887 Maintenance of ...	Mr. Joes	887.16 · Maint...		18.10	61.78
Credit Card Charge	12/18/2018	181218	887 Maintenance of ...	Love's	887.16 · Maint...		12.40	49.38
Credit Card Charge	12/18/2018	181218	887 Maintenance of ...	McDonalds	887.16 · Maint...		6.60	42.78
Credit Card Charge	12/18/2018	181219	887 Maintenance of ...	QuickTrip - fuel	887.16 · Maint...		52.00	-9.22
Credit Card Charge	12/19/2018	18121...	887 Maintenance of ...	Best Western	887.16 · Maint...		85.67	-94.89
Credit Card Charge	12/19/2018	181219	887 Maintenance of ...	Little Caesars	887.16 · Maint...		13.06	-107.95
Credit Card Charge	12/19/2018	181219	887 Maintenance of ...	QuickTrip	887.16 · Maint...		5.33	-113.28
Credit Card Credit	12/21/2018	181106	887 Maintenance of ...	***Best West...	887.16 · Maint...	95.19		-18.09
General Journal	12/22/2018	180802		finance charg...	427 · Interest ...	1.07		-17.02
Total 2278 · Trenton Pearcy 1461						2,620.88	2,601.50	-17.02
2279 · Kevin Pearcy 1386								0.00
Total 2279 · Kevin Pearcy 1386								0.00
2280 · Gaylord Flood 0752								-22.65
Check	01/08/2018	ACH	Bank 7 Credit Cards		1107 · Checkin...	22.65		0.00
Credit Card Charge	01/17/2018	180209	921 Office Supplies	Shell	6242 · Fuel		42.08	-42.08
Credit Card Charge	01/17/2018	180209	921 Office Supplies	EZ Go	6242 · Fuel		28.52	-70.60
Credit Card Charge	01/17/2018	180209	887 Maintenance of ...	Rib Crib	887.46 · Maint...		38.70	-109.30
Credit Card Charge	02/03/2018	180309	874 Mains & Services	Pikepass	874.46 · Mains...		320.00	-429.30
Check	02/06/2018	ACH	Bank 7 Credit Cards		1107 · Checkin...	109.30		-320.00
Check	03/05/2018	ACH	Bank 7 Credit Cards		1107 · Checkin...	320.00		0.00
Check	06/05/2018	ACH	Bank 7 Credit Cards		1107 · Checkin...	0.00		0.00
Check	07/23/2018	ACH	Bank 7 Credit Cards		1107 · Checkin...	0.00		0.00
Check	08/02/2018	ACH	Bank 7 Credit Cards		1107 · Checkin...	0.00		0.00
Check	08/14/2018	ACH	Bank 7 Credit Cards		1107 · Checkin...	0.00		0.00
Total 2280 · Gaylord Flood 0752						451.95	429.30	0.00
2281 · Scott Kniess 1360								0.00
Total 2281 · Scott Kniess 1360								0.00

Navitas Utility Corporation
General Ledger
As of December 31, 2018

Type	Date	Num	Name	Memo	Split	Debit	Credit	Balance
2282 · Thomas Hartline 1008								-7,398.35
Credit Card Charge	01/02/2018	180212	921 Office Supplies	**McMaster-C...	6140 · Office c...		13.94	-7,412.29
Credit Card Charge	01/03/2018	180118	920 Administration ...	Thoeodore R...	920 · Administr...		956.20	-8,368.49
Credit Card Charge	01/04/2018	180212	921 Office Supplies	**McMaster-C...	6140 · Office c...		27.99	-8,396.48
Credit Card Charge	01/05/2018	180118	921 Office Supplies	Shell	6242 · Fuel		85.00	-8,481.48
Credit Card Charge	01/08/2018	180118	921 Office Supplies	Ganahl Lumber	6140 · Office c...		33.37	-8,514.85
Check	01/08/2018	ACH	Bank 7 Credit Cards		1107 · Checkin...	8,472.92		-41.93
Credit Card Charge	01/08/2018	180212	921 Office Supplies	**Home Depot	6140 · Office c...		25.47	-67.40
Credit Card Charge	01/10/2018	180209	921 Office Supplies	Theodore Ro...	6140 · Office c...		70.05	-137.45
Credit Card Charge	01/11/2018	180209	1605 Office equipm...	Huntington B...	1803 · Investm...		1,303.74	-1,441.19
Credit Card Charge	01/11/2018	180209	921 Office Supplies	Huntington B...	6140 · Office c...		6.78	-1,447.97
Credit Card Charge	01/16/2018	180209	921 Office Supplies	Staples	6140 · Office c...		23.69	-1,471.66
Credit Card Charge	01/16/2018	180209	921 Office Supplies	Stater Bros	6140 · Office c...		5.18	-1,476.84
Credit Card Charge	01/18/2018	180209	920 Administration ...	Sweet Basil	920 · Administr...		27.68	-1,504.52
Credit Card Charge	01/19/2018	180209	921 Office Supplies	Home Depot	6140 · Office c...		34.16	-1,538.68
Credit Card Charge	01/21/2018	180209	921 Office Supplies	Home Depot	6140 · Office c...		96.14	-1,634.82
Credit Card Charge	01/22/2018	180209	921 Office Supplies	Home Depot	6140 · Office c...		48.56	-1,683.38
Credit Card Charge	01/29/2018	180209	921 Office Supplies	Shell	6242 · Fuel		85.00	-1,768.38
Credit Card Charge	01/30/2018	180209	921 Office Supplies	Stater Bros	6140 · Office c...		73.63	-1,842.01
Credit Card Charge	02/01/2018	180209	921 Office Supplies	Klingspor	6140 · Office c...		366.55	-2,208.56
Credit Card Charge	02/02/2018	180209	921 Office Supplies	Newport Smog	6140 · Office c...		50.00	-2,258.56
Credit Card Charge	02/06/2018	180209	887 Maintenance of ...	Southwest	887.46 · Maint...		160.50	-2,419.06
Check	02/06/2018	ACH	Bank 7 Credit Cards		1107 · Checkin...	2,419.06		0.00
Credit Card Charge	02/06/2018	180309	921 Office Supplies	Intuit	6120 · Comm ...		3,250.00	-3,250.00
Credit Card Charge	02/11/2018	180212	921 Office Supplies	G&M Oil	6242 · Fuel		92.17	-3,342.17
Credit Card Charge	02/13/2018	180219	921 Office Supplies	Circle K	6242 · Fuel		97.06	-3,439.23
Credit Card Charge	02/13/2018	180219	920 Administration ...	Bullet Liner	920 · Administr...		500.00	-3,939.23
Credit Card Charge	02/13/2018	180309	921 Office Supplies	Northern Tool	6140 · Office c...		30.64	-3,969.87
Credit Card Charge	02/15/2018	180309	921 Office Supplies	**Chevron	6242 · Fuel		41.95	-4,011.82
Credit Card Charge	02/20/2018	180309	920 Administration ...	**Northern Tool	920 · Administr...		1,485.09	-5,496.91
Credit Card Charge	02/22/2018	180226	920 Administration ...	Amazon	920 · Administr...		22.34	-5,519.25
Credit Card Charge	02/23/2018	180226	887 Maintenance of ...	American Airli...	887.15 · Maint...		339.00	-5,858.25
Credit Card Charge	02/23/2018	180226	920 Administration ...	Theodore Ro...	920 · Administr...		198.66	-6,056.91
Credit Card Charge	02/23/2018	180226	921 Office Supplies	G&M Oil	6242 · Fuel		76.58	-6,133.49
Credit Card Charge	02/26/2018	180226	920 Administration ...	The Hat	920 · Administr...		21.29	-6,154.78
Credit Card Charge	02/26/2018	180227	921 Office Supplies	Walmart	6140 · Office c...		13.25	-6,168.03
Credit Card Charge	02/26/2018	180309	921 Office Supplies	Home Depot	6140 · Office c...		13.82	-6,181.85
Credit Card Charge	02/27/2018	180227	920 Administration ...	Bymar Tire	920 · Administr...		703.19	-6,885.04
Credit Card Charge	02/28/2018	180305	887 Maintenance of ...	Delta	887.15 · Maint...		566.00	-7,451.04
Credit Card Charge	02/28/2018	180305	921 Office Supplies	Flying J	6242 · Fuel		49.00	-7,500.04
Credit Card Charge	02/28/2018	180309	921 Office Supplies	**Exxon	6242 · Fuel		50.01	-7,550.05
Credit Card Charge	03/01/2018	180305	887 Maintenance of ...	American Airli...	887.46 · Maint...		146.00	-7,696.05
Credit Card Charge	03/01/2018	180305	921 Office Supplies	Chevron	6242 · Fuel		100.00	-7,796.05
Credit Card Charge	03/01/2018	180305	921 Office Supplies	Pilot	6242 · Fuel		53.00	-7,849.05
Credit Card Charge	03/01/2018	180305	921 Office Supplies	Shell	6242 · Fuel		50.00	-7,899.05
Credit Card Charge	03/01/2018	180301	921 Office Supplies	**Shell	6242 · Fuel		38.00	-7,937.05
Credit Card Charge	03/02/2018	180305	921 Office Supplies	Chevron	6242 · Fuel		100.00	-8,037.05
Credit Card Charge	03/02/2018	180305	921 Office Supplies	Industrial Met...	6140 · Office c...		38.06	-8,075.11
Credit Card Charge	03/04/2018	180418	903 Customer Reco...	UPS	6130 · Postage		27.76	-8,102.87

Navitas Utility Corporation
General Ledger
As of December 31, 2018

Type	Date	Num	Name	Memo	Split	Debit	Credit	Balance
Check	03/05/2018	ACH	Bank 7 Credit Cards		1107 · Checkin...	8,037.11		-65.76
Credit Card Charge	03/06/2018	180309	887 Maintenance of ...	Crawdaddy	887.16 · Maint...		44.39	-110.15
Credit Card Charge	03/07/2018	180309	887 Maintenance of ...	Hertz	887.15 · Maint...		224.86	-335.01
Credit Card Charge	03/07/2018	180309	887 Maintenance of ...	Pizza Spot	887.16 · Maint...		24.32	-359.33
Credit Card Charge	03/10/2018	180320	903 Customer Reco...	UPS	6130 · Postage		5.82	-365.15
Credit Card Charge	03/15/2018	180315	Secretary of State - ...		6410 · Lic, per...		350.00	-715.15
Credit Card Charge	03/16/2018	180418	921 Office Supplies	**N Fab	6140 · Office c...		118.47	-833.62
Credit Card Charge	03/19/2018	180320	921 Office Supplies	Vons	6140 · Office c...		33.15	-866.77
Credit Card Charge	03/23/2018	180417	921 Office Supplies	Amazon	6140 · Office c...		50.15	-916.92
Credit Card Charge	03/23/2018	180417	921 Office Supplies	G&M Oil	6242 · Fuel		99.34	-1,016.26
Credit Card Charge	03/26/2018	180418	921 Office Supplies	**Amazon	6140 · Office c...		16.99	-1,033.25
Credit Card Charge	03/28/2018	180417	921 Office Supplies	Circle K	6242 · Fuel		48.00	-1,081.25
Credit Card Charge	03/28/2018	180417	921 Office Supplies	Russell's Truck	6242 · Fuel		53.00	-1,134.25
Credit Card Charge	03/28/2018	180418	921 Office Supplies	**Amazon	6140 · Office c...		192.74	-1,326.99
Credit Card Charge	03/29/2018	180417	921 Office Supplies	Pilot	6242 · Fuel		56.00	-1,382.99
Credit Card Charge	03/29/2018	180417	921 Office Supplies	Shell	6242 · Fuel		58.20	-1,441.19
Credit Card Charge	03/29/2018	180417	887 Maintenance of ...	American Airli...	887.46 · Maint...		235.80	-1,676.99
Credit Card Charge	03/29/2018	180418	1605 Office equipm...	**DOF Reality	2000 · Acquisit...		2,600.00	-4,276.99
Credit Card Charge	04/02/2018	180417	921 Office Supplies	Target	6140 · Office c...		33.90	-4,310.89
Credit Card Charge	04/03/2018	180403	921 Office Supplies	Shell	6242 · Fuel		18.42	-4,329.31
Credit Card Charge	04/09/2018	180417	920 Administration ...	Rockfire Grill	920 · Administr...		24.30	-4,353.61
Credit Card Charge	04/09/2018	180409	920 Administration ...	BRN DEALST...	920 · Administr...		39.95	-4,393.56
Credit Card Charge	04/10/2018	180417	920 Administration ...	Durty Nellys	920 · Administr...		29.60	-4,423.16
Credit Card Charge	04/12/2018	180417	921 Office Supplies	Cefco	6242 · Fuel		62.49	-4,485.65
Credit Card Charge	04/16/2018	180417	920 Administration ...	Sweet Basil	920 · Administr...		27.68	-4,513.33
Credit Card Charge	04/17/2018	180417	920 Administration ...	D&S Auto	920 · Administr...		110.00	-4,623.33
Credit Card Charge	04/17/2018	180417	887 Maintenance of ...	American Airli...	887.15 · Maint...		343.80	-4,967.13
Credit Card Charge	04/17/2018	180417	887 Maintenance of ...	Delta	887.15 · Maint...		555.30	-5,522.43
Credit Card Charge	04/18/2018	180419	920 Administration ...	Newport Smog	920 · Administr...		50.00	-5,572.43
Credit Card Charge	04/18/2018	180419	920 Administration ...	Rooster Cafe	920 · Administr...		30.26	-5,602.69
Credit Card Charge	04/19/2018	180419	Secretary of State - ...		6410 · Lic, per...		650.00	-6,252.69
Credit Card Charge	04/19/2018	180419	921 Office Supplies	**Amazon - n...	6140 · Office c...		55.84	-6,308.53
Credit Card Charge	04/19/2018	18040...	887 Maintenance of ...	Hertz - no rec...	887.15 · Maint...		140.39	-6,448.92
Credit Card Charge	04/20/2018	180420	921 Office Supplies	**Amazon - n...	6140 · Office c...		43.32	-6,492.24
Credit Card Charge	04/20/2018	180420	921 Office Supplies	**Amazon - n...	6140 · Office c...		55.95	-6,548.19
Credit Card Charge	04/24/2018	18040...	887 Maintenance of ...	Hertz	887.15 · Maint...		59.04	-6,607.23
Credit Card Charge	04/24/2018	18040...	887 Maintenance of ...	Hamton	887.15 · Maint...		475.46	-7,082.69
Credit Card Charge	04/26/2018	18040...	887 Maintenance of ...	Hall of Fame ...	887.15 · Maint...		96.86	-7,179.55
Check	04/27/2018	ACH	Bank 7 Credit Cards		1107 · Checkin...	7,245.55		66.00
Check	04/27/2018	ACH	Bank 7 Credit Cards		1107 · Checkin...		66.00	0.00
Bill Pmt -CCard	04/30/2018		Recon Pros, Inc.	Seat repairs f...	2221 · Vendors		750.00	-750.00
Credit Card Charge	04/30/2018	180430	921 Office Supplies	Ganal Lumber	6140 · Office c...		8.61	-758.61
Credit Card Charge	05/03/2018	180503	887 Maintenance of ...	Inka Grill - far...	920 · Administr...		65.79	-824.40
Credit Card Charge	05/03/2018	180503	921 Office Supplies	Shell	6242 · Fuel		85.00	-909.40
Credit Card Charge	05/09/2018	180509	887 Maintenance of ...	Sweet Basil P...	920 · Administr...		28.76	-938.16
Credit Card Charge	05/09/2018	180509	921 Office Supplies	Fanatec	6140 · Office c...		39.95	-978.11
Credit Card Charge	05/12/2018	180512	921 Office Supplies	Shell	6242 · Fuel		99.00	-1,077.11
Credit Card Charge	05/14/2018	34144...	921 Office Supplies	Klingspor	6140 · Office c...		136.15	-1,213.26
Credit Card Charge	05/18/2018	180518	887 Maintenance of ...	American Airli...	887.46 · Maint...		794.56	-2,007.82

Navitas Utility Corporation
General Ledger
As of December 31, 2018

Type	Date	Num	Name	Memo	Split	Debit	Credit	Balance
Credit Card Charge	05/23/2018	180523	921 Office Supplies	Fanatec	2000 · Acquisit...		1,484.22	-3,492.04
Credit Card Charge	05/31/2018	180531	921 Office Supplies	EZ GO	6242 · Fuel		22.03	-3,514.07
Credit Card Charge	06/01/2018	180601	887 Maintenance of ...	***Hertz	887.15 · Maint...		337.75	-3,851.82
Credit Card Charge	06/02/2018	180531	887 Maintenance of ...	Ramona Casi...	920 · Administr...		39.75	-3,891.57
Credit Card Charge	06/04/2018	180604	921 Office Supplies	***PayPal	921 · Office Su...		211.80	-4,103.37
Credit Card Charge	06/05/2018	180605	887 Maintenance of ...	Sweet Basil P...	920 · Administr...		88.59	-4,191.96
Check	06/05/2018	ACH	Bank 7 Credit Cards		1107 · Checkin...	3,514.07		-677.89
Credit Card Charge	06/08/2018	180608	921 Office Supplies	G&M OIL	6242 · Fuel		93.97	-771.86
Credit Card Charge	06/09/2018	180609	923 Outside Services	***BRN DEAL...	923 · Outside ...		39.95	-811.81
Credit Card Charge	06/26/2018	180626	921 Office Supplies	G&M OIL	6242 · Fuel		98.47	-910.28
Credit Card Charge	06/28/2018	180628	921 Office Supplies	***Shell	6242 · Fuel		30.65	-940.93
Credit Card Charge	07/03/2018	180703	921 Office Supplies	T-Mobile	6110 · Comm ...		96.96	-1,037.89
Credit Card Charge	07/09/2018	180709	923 Outside Services	***BRN DEAL...	923 · Outside ...		39.95	-1,077.84
Credit Card Charge	07/11/2018	180711	921 Office Supplies	Shell	6242 · Fuel		56.70	-1,134.54
Credit Card Charge	07/19/2018	180719	887 Maintenance of ...	Crystal Cove ...	920 · Administr...		39.44	-1,173.98
Check	07/23/2018	ACH	Bank 7 Credit Cards		1107 · Checkin...	940.93		-233.05
Credit Card Charge	07/28/2018	180728	923 Outside Services	***Facebook ...	923 · Outside ...		24.99	-258.04
Credit Card Charge	07/30/2018	180730	887 Maintenance of ...	Sweet Basil P...	920 · Administr...		22.37	-280.41
Credit Card Charge	07/31/2018	180731	923 Outside Services	***Facebook ...	923 · Outside ...		25.00	-305.41
Credit Card Charge	08/01/2018	180801	923 Outside Services	***Glassdoor ...	923 · Outside ...		199.00	-504.41
Credit Card Charge	08/01/2018	180801	921 Office Supplies	***Wurth USA	921 · Office Su...		554.87	-1,059.28
Check	08/02/2018	ACH	Bank 7 Credit Cards		1107 · Checkin...	305.41		-753.87
General Journal	08/03/2018	180803		Annual Fee fo...	2275 · Johnny ...		49.00	-802.87
Credit Card Charge	08/04/2018	180804	923 Outside Services	***Facebook ...	923 · Outside ...		24.98	-827.85
Credit Card Charge	08/04/2018	180804	923 Outside Services	***Linkedin	923 · Outside ...		196.01	-1,023.86
Credit Card Charge	08/14/2018	180814	921 Office Supplies	G&M OIL	6242 · Fuel		100.00	-1,123.86
Check	08/14/2018	ACH	Bank 7 Credit Cards		1107 · Checkin...	199.00		-924.86
Credit Card Charge	08/20/2018	180820	874 Mains & Services	American Airli...	887.46 · Maint...		536.80	-1,461.66
Credit Card Charge	08/20/2018	180820	921 Office Supplies	Pride Travel ...	6242 · Fuel		60.00	-1,521.66
Credit Card Charge	08/20/2018	180820	887 Maintenance of ...	Mediterrania ...	920 · Administr...		41.83	-1,563.49
Credit Card Charge	08/21/2018	180821	921 Office Supplies	Love's	6242 · Fuel		73.06	-1,636.55
Credit Card Charge	08/21/2018	180821	921 Office Supplies	***Shell	6242 · Fuel		98.03	-1,734.58
Credit Card Charge	08/22/2018	180822	921 Office Supplies	EZ GO	6242 · Fuel		82.80	-1,817.38
Credit Card Charge	08/23/2018	180823	887 Maintenance of ...	Pop's BBQ	920 · Administr...		44.37	-1,861.75
Credit Card Charge	08/23/2018	180823	921 Office Supplies	***Philips	6242 · Fuel		49.71	-1,911.46
Credit Card Charge	08/24/2018	180824	887 Maintenance of ...	Sweet Basil P...	920 · Administr...		56.44	-1,967.90
Credit Card Charge	08/24/2018	180824	923 Outside Services	***Facebook ...	923 · Outside ...		25.03	-1,992.93
Credit Card Charge	08/29/2018	180829	920 Administration ...	the Habit burg...	920 · Administr...		41.03	-2,033.96
Credit Card Charge	09/01/2018	180901	923 Outside Services	***Glassdoor	923 · Outside ...		199.00	-2,232.96
Credit Card Charge	09/03/2018	22808...	921 Office Supplies	Industrial met...	921 · Office Su...		60.42	-2,293.38
Credit Card Charge	09/03/2018	C09718	921 Office Supplies	Industrial met...	921 · Office Su...		136.62	-2,430.00
Credit Card Charge	09/04/2018	180904	887 Maintenance of ...	Sweet Basil P...	920 · Administr...		39.45	-2,469.45
Credit Card Charge	09/05/2018	180905	921 Office Supplies	O'Reilly Auto ...	6140 · Office c...		60.30	-2,529.75
Credit Card Charge	09/06/2018	180906	921 Office Supplies	Kennedy RP...	6140 · Office c...		25.00	-2,554.75
Credit Card Charge	09/07/2018	180907	921 Office Supplies	Oklahoma Se...	6420 · Tax con...		104.00	-2,658.75
Credit Card Charge	09/10/2018	180910	921 Office Supplies	MarVac Corp	921 · Office Su...		41.26	-2,700.01
Credit Card Charge	09/12/2018	180912	920 Administration ...	Jersey Mike's ...	920 · Administr...		37.58	-2,737.59
Check	09/13/2018	ACH	Bank 7 Credit Cards		1107 · Checkin...	2,094.38		-643.21
Credit Card Charge	09/13/2018	180913	921 Office Supplies	Pepper Tree	6242 · Fuel		75.00	-718.21

Navitas Utility Corporation
General Ledger
As of December 31, 2018

Type	Date	Num	Name	Memo	Split	Debit	Credit	Balance
Credit Card Charge	09/14/2018	180914	921 Office Supplies	Target	6140 · Office c...		24.88	-743.09
Credit Card Charge	09/19/2018	35063...	921 Office Supplies	Klingspor	6140 · Office c...		85.89	-828.98
Credit Card Charge	09/21/2018	180921	887 Maintenance of ...	Inka Grill - dis...	920 · Administr...		74.33	-903.31
Credit Card Charge	09/23/2018	180923	921 Office Supplies	***Chevron	6242 · Fuel		100.00	-1,003.31
Credit Card Charge	10/03/2018	181003	921 Office Supplies	Pep Boys	6140 · Office c...		63.53	-1,066.84
Check	10/09/2018	ACH	Bank 7 Credit Cards		1107 · Checkin...	1,003.31		-63.53
Credit Card Charge	10/10/2018	181010	874 Mains & Services	American Airli...	887.46 · Maint...		787.40	-850.93
Credit Card Charge	10/10/2018	181010	921 Office Supplies	***USPS	6130 · Postage		13.40	-864.33
Credit Card Charge	10/11/2018	181011	921 Office Supplies	***Bob's Tire ...	932 · Maintena...		127.35	-991.68
Credit Card Charge	10/13/2018	181013	921 Office Supplies	***Walmart	6140 · Office c...		36.20	-1,027.88
Credit Card Charge	10/16/2018	181016	921 Office Supplies	**McMaster-C...	6140 · Office c...		133.61	-1,161.49
Credit Card Charge	10/19/2018	181019	874 Mains & Services	American Airli...	887.46 · Maint...		716.60	-1,878.09
Credit Card Charge	10/22/2018	181022	921 Office Supplies	Ralphs	6140 · Office c...		24.75	-1,902.84
Credit Card Charge	10/25/2018	181025	921 Office Supplies	***HTP Amarillo	6242 · Fuel		97.77	-2,000.61
Credit Card Charge	10/26/2018	181026	921 Office Supplies	Shell	6242 · Fuel		48.14	-2,048.75
Credit Card Charge	10/26/2018	181026	887 Maintenance of ...	In-N-Out - Din...	920 · Administr...		28.23	-2,076.98
Credit Card Charge	10/31/2018	181031	921 Office Supplies	Tire Rack -20...	932 · Maintena...		600.12	-2,677.10
Credit Card Charge	11/01/2018	181101	921 Office Supplies	Shell	6242 · Fuel		98.95	-2,776.05
Credit Card Charge	11/01/2018	181101	887 Maintenance of ...	***A&R Bakery	920 · Administr...		26.72	-2,802.77
Credit Card Charge	11/02/2018	181102	921 Office Supplies	RockAuto	932 · Maintena...		262.35	-3,065.12
Check	11/05/2018	ACH	Bank 7 Credit Cards		1107 · Checkin...	2,677.10		-388.02
Credit Card Charge	11/06/2018	181106	921 Office Supplies	Anaheim Gear	932 · Maintena...		1,304.75	-1,692.77
Credit Card Charge	11/06/2018	181106	921 Office Supplies	Drivelines	932 · Maintena...		674.38	-2,367.15
Credit Card Charge	11/06/2018	181106	921 Office Supplies	Connell Chevr...	932 · Maintena...		113.80	-2,480.95
Credit Card Charge	11/08/2018	181108	887 Maintenance of ...	***Quick Che...	6242 · Fuel		90.88	-2,571.83
Credit Card Charge	11/13/2018	181113	921 Office Supplies	Chevron	6242 · Fuel		95.68	-2,667.51
Credit Card Charge	11/13/2018	181113	921 Office Supplies	Mikes Quick ...	6242 · Fuel		56.62	-2,724.13
Credit Card Charge	11/13/2018	181113	921 Office Supplies	Blythe Freew...	932 · Maintena...		802.12	-3,526.25
Credit Card Charge	11/26/2018	181126	921 Office Supplies	G&M OIL	6242 · Fuel		100.00	-3,626.25
Credit Card Charge	11/28/2018	181128	887 Maintenance of ...	Sweet Basil P...	920 · Administr...		42.22	-3,668.47
Check	12/04/2018	ACH	Bank 7 Credit Cards		1107 · Checkin...	3,668.47		0.00
Credit Card Charge	12/05/2018	181205	921 Office Supplies	G&M OIL	6242 · Fuel		90.36	-90.36
Credit Card Charge	12/05/2018	181205	921 Office Supplies	Theodore Ro...	6140 · Office c...		406.20	-496.56
Credit Card Charge	12/05/2018	181205	921 Office Supplies	Amazon - Gift...	6140 · Office c...		1,500.00	-1,996.56
Credit Card Charge	12/10/2018	181210	874 Mains & Services	American Airli...	887.46 · Maint...		763.60	-2,760.16
Credit Card Charge	12/12/2018	181212	921 Office Supplies	Courtyard Ma...	6140 · Office c...		2,000.00	-4,760.16
Credit Card Charge	12/15/2018	181215	921 Office Supplies	Shell	6242 · Fuel		76.33	-4,836.49
Credit Card Charge	12/15/2018	181215	921 Office Supplies	Russell's Truck	6242 · Fuel		41.00	-4,877.49
Credit Card Charge	12/15/2018	181215	921 Office Supplies	Crossroads	6242 · Fuel		95.00	-4,972.49
Credit Card Charge	12/15/2018	181215	921 Office Supplies	*** Equity Exc...	6242 · Fuel		38.91	-5,011.40
Credit Card Charge	12/17/2018	181217	921 Office Supplies	O'Reilly Auto ...	6140 · Office c...		35.55	-5,046.95
Credit Card Charge	12/20/2018	181220	887 Maintenance of ...	Inka Grill	920 · Administr...		46.65	-5,093.60
Total 2282 · Thomas Hartline 1008						40,577.31	38,272.56	-5,093.60

Navitas Utility Corporation
General Ledger
As of December 31, 2018

Type	Date	Num	Name	Memo	Split	Debit	Credit	Balance
2283 · Steven Yearwood 1388 - old 0810								-392.34
Credit Card Charge	01/03/2018	180118	925 I/D Safety & Se...	Weatherford ...	925 · I/D - Safe...		130.00	-522.34
Check	01/08/2018	ACH	Bank 7 Credit Cards		1107 · Checkin...	522.34		0.00
Credit Card Charge	01/18/2018	180212	887 Maintenance of ...	Mr Joe's Grill	887.46 · Maint...		21.86	-21.86
Credit Card Charge	01/26/2018	180212	887 Maintenance of ...	Mr Joe's Grill	887.46 · Maint...		17.50	-39.36
Credit Card Charge	01/29/2018	180212	887 Maintenance of ...	Mr Joe's Grill	887.46 · Maint...		19.69	-59.05
Credit Card Charge	01/30/2018	180212	887 Maintenance of ...	Mr Joe's Grill	887.46 · Maint...		19.66	-78.71
Check	02/06/2018	ACH	Bank 7 Credit Cards		1107 · Checkin...	78.71		0.00
Credit Card Charge	02/07/2018	180219	887 Maintenance of ...	Mr Joe's Grill	887.46 · Maint...		24.69	-24.69
Credit Card Charge	02/08/2018	180219	887 Maintenance of ...	Mr Joe's Grill	887.46 · Maint...		19.69	-44.38
Credit Card Charge	02/09/2018	180219	887 Maintenance of ...	Mr Joe's Grill	887.46 · Maint...		17.50	-61.88
Credit Card Charge	02/13/2018	180226	874 Mains & Services	Midwest Moto...	874.46 · Mains...		27.32	-89.20
Credit Card Charge	02/14/2018	180226	874 Mains & Services	Tractor Supply	874.46 · Mains...		32.83	-122.03
Credit Card Charge	02/14/2018	180226	887 Maintenance of ...	Mr Joes Grille	887.46 · Maint...		23.69	-145.72
Credit Card Charge	02/20/2018	180226	887 Maintenance of ...	Mr Joes Grille	887.46 · Maint...		20.50	-166.22
Credit Card Charge	02/27/2018	180309	887 Maintenance of ...	George's Tak...	887.46 · Maint...		8.81	-175.03
Credit Card Charge	03/01/2018	180309	887 Maintenance of ...	George's Tak...	887.46 · Maint...		8.81	-183.84
Credit Card Charge	03/05/2018	180309	887 Maintenance of ...	Mr Joes Grille	887.46 · Maint...		22.43	-206.27
Check	03/05/2018	ACH	Bank 7 Credit Cards		1107 · Checkin...	206.27		0.00
Credit Card Charge	03/06/2018	180309	887 Maintenance of ...	El Charro	887.46 · Maint...		29.05	-29.05
Credit Card Charge	03/12/2018	180417	887 Maintenance of ...	Mr Joe's Grille	887.46 · Maint...		20.76	-49.81
Credit Card Charge	03/13/2018	180417	887 Maintenance of ...	George's Tak...	887.46 · Maint...		13.13	-62.94
Credit Card Charge	03/21/2018	180418	874 Mains & Services	**Dollar Gene...	874.46 · Mains...		2.19	-65.13
Credit Card Charge	03/26/2018	180417	874 Mains & Services	LKQ	874.46 · Mains...		467.09	-532.22
Credit Card Charge	04/04/2018	180417	887 Maintenance of ...	Mr Joe's Grille	887.46 · Maint...		19.67	-551.89
Credit Card Charge	04/05/2018	180417	887 Maintenance of ...	Subway	887.46 · Maint...		24.72	-576.61
Credit Card Charge	04/05/2018	180417	887 Maintenance of ...	Chili's	887.46 · Maint...		53.95	-630.56
Credit Card Charge	04/05/2018	180417	921 Office Supplies	Shell	921.46 · Office...		46.47	-677.03
Credit Card Charge	04/05/2018	180417	921 Office Supplies	Quiktrip	921.46 · Office...		36.17	-713.20
Credit Card Charge	04/05/2018	180417	921 Office Supplies	EZ Go	921.46 · Office...		39.79	-752.99
Credit Card Charge	04/09/2018	180409	887 Maintenance of ...	Mr Joe's Grille	887.46 · Maint...		24.77	-777.76
Credit Card Charge	04/10/2018	180410	887 Maintenance of ...	Mr Joe's Grille	887.46 · Maint...		23.69	-801.45
Credit Card Charge	04/20/2018	180420	887 Maintenance of ...	Pizza Hut	887.46 · Maint...		30.76	-832.21
Credit Card Charge	04/20/2018	180420	874 Mains & Services	DitchWitch	874.46 · Mains...		80.86	-913.07
Credit Card Charge	04/20/2018	180420	887 Maintenance of ...	George's Tak...	887.46 · Maint...		8.92	-921.99
Credit Card Charge	04/23/2018	180423	887 Maintenance of ...	Mr Joes Grille	887.46 · Maint...		24.04	-946.03
Check	04/27/2018	ACH	Bank 7 Credit Cards		1107 · Checkin...	946.03		0.00
Credit Card Charge	05/02/2018	180502	874 Mains & Services	Cummins Chr...	874.46 · Mains...		415.10	-415.10
Credit Card Charge	05/17/2018	180517	887 Maintenance of ...	Mr Joe's Grille	887.46 · Maint...		23.68	-438.78
Credit Card Charge	05/18/2018	180518	887 Maintenance of ...	Mr Joe's Grille	887.46 · Maint...		21.50	-460.28
Credit Card Charge	05/21/2018	180521	887 Maintenance of ...	Subway	887.46 · Maint...		12.12	-472.40
Credit Card Charge	06/01/2018	180509	887 Maintenance of ...	Mr Joe's Grille	887.46 · Maint...		18.46	-490.86
Credit Card Charge	06/01/2018	180507	887 Maintenance of ...	Mr Joe's Grille	887.46 · Maint...		23.69	-514.55
Check	06/05/2018	ACH	Bank 7 Credit Cards		1107 · Checkin...	514.55		0.00
Credit Card Charge	06/06/2018	180606	887 Maintenance of ...	ay chihuahua	887.46 · Maint...		14.00	-14.00
Credit Card Charge	06/12/2018	180612	887 Maintenance of ...	Mr Joe's Grille	887.46 · Maint...		21.50	-35.50
Credit Card Charge	06/15/2018	180615	874 Mains & Services	Dollar General	874.46 · Mains...		41.42	-76.92
Credit Card Charge	06/18/2018	180618	874 Mains & Services	Dollar General	874.46 · Mains...		6.54	-83.46
Credit Card Charge	06/27/2018	180627	874 Mains & Services	Zane's Auto R...	874.46 · Mains...		135.00	-218.46

Navitas Utility Corporation
General Ledger
As of December 31, 2018

Type	Date	Num	Name	Memo	Split	Debit	Credit	Balance
Credit Card Charge	06/28/2018	180628	887 Maintenance of ...	Mr Joe's Grille	887.46 · Maint...		24.76	-243.22
Credit Card Charge	06/29/2018	180629	887 Maintenance of ...	Mr Joe's Grille	887.46 · Maint...		21.50	-264.72
Credit Card Charge	07/03/2018	180702	874 Mains & Services	Zane's Auto R...	874.46 · Mains...		250.00	-514.72
Credit Card Charge	07/05/2018	180705	874 Mains & Services	Walmart	874.46 · Mains...		77.94	-592.66
Credit Card Charge	07/05/2018	180705	921 Office Supplies	ALLSUPS 50	921.46 · Office...		47.54	-640.20
Credit Card Charge	07/05/2018	180705	887 Maintenance of ...	Dairy Queen	887.46 · Maint...		7.01	-647.21
Credit Card Charge	07/09/2018	180709	921 Office Supplies	Quiktrip	921.46 · Office...		15.41	-662.62
Credit Card Charge	07/09/2018	180709	921 Office Supplies	EZ Go - Fuel	921.46 · Office...		35.00	-697.62
Credit Card Charge	07/09/2018	180709	887 Maintenance of ...	Goldies Grill	887.46 · Maint...		28.35	-725.97
Credit Card Charge	07/10/2018	180710	874 Mains & Services	Tractor Supply	874.46 · Mains...		27.48	-753.45
Credit Card Charge	07/10/2018	180710	921 Office Supplies	ASAP Genera...	921.46 · Office...		32.87	-786.32
Credit Card Charge	07/10/2018	180710	887 Maintenance of ...	Braum's	887.46 · Maint...		17.51	-803.83
Credit Card Charge	07/11/2018	180711	921 Office Supplies	Handy Mart	921.46 · Office...		2.86	-806.69
Credit Card Charge	07/11/2018	180710	887 Maintenance of ...	Braum's	887.46 · Maint...		10.42	-817.11
Credit Card Charge	07/11/2018	180711	887 Maintenance of ...	Handi Mart	887.46 · Maint...		3.99	-821.10
Credit Card Charge	07/11/2018	180711	887 Maintenance of ...	McDonalds	887.46 · Maint...		17.49	-838.59
Credit Card Charge	07/11/2018	180711	887 Maintenance of ...	Burger King	887.46 · Maint...		18.06	-856.65
Credit Card Charge	07/12/2018	180712	887 Maintenance of ...	La Fiesta Mex...	887.46 · Maint...		25.80	-882.45
Credit Card Charge	07/13/2018	170713	887 Maintenance of ...	Candlewood ...	887.46 · Maint...		426.76	-1,309.21
Credit Card Charge	07/13/2018	170713	887 Maintenance of ...	Candlewood ...	887.46 · Maint...		426.76	-1,735.97
Credit Card Charge	07/13/2018	180713	921 Office Supplies	Quiktrip	921.46 · Office...		33.20	-1,769.17
Credit Card Charge	07/13/2018	180713	921 Office Supplies	ONCUE 0122	921.46 · Office...		46.00	-1,815.17
Credit Card Charge	07/13/2018	180713	887 Maintenance of ...	Braum's	887.46 · Maint...		10.42	-1,825.59
Credit Card Charge	07/13/2018	180713	887 Maintenance of ...	Golden Corral	887.46 · Maint...		24.59	-1,850.18
Check	07/23/2018	ACH	Bank 7 Credit Cards		1107 · Checkin...	264.72		-1,585.46
Credit Card Charge	07/23/2018	180723	887 Maintenance of ...	George's Tak...	887.46 · Maint...		15.76	-1,601.22
Credit Card Charge	07/24/2018	180724	887 Maintenance of ...	George's Tak...	887.46 · Maint...		7.29	-1,608.51
Credit Card Charge	07/25/2018	180725	887 Maintenance of ...	Love's	887.46 · Maint...		11.28	-1,619.79
Credit Card Charge	07/30/2018	180730	921 Office Supplies	Cart Inc	921.46 · Office...		390.20	-2,009.99
Credit Card Charge	07/31/2018	180731	887 Maintenance of ...	Mr Joe's Grille	887.46 · Maint...		25.90	-2,035.89
Credit Card Charge	08/01/2018	180801	887 Maintenance of ...	Mr Joe's Grille	887.46 · Maint...		19.33	-2,055.22
Check	08/02/2018	ACH	Bank 7 Credit Cards		1107 · Checkin...	2,035.89		-19.33
Credit Card Charge	08/02/2018	180801	874 Mains & Services	Fox Building ...	874.46 · Mains...		38.01	-57.34
General Journal	08/03/2018	180803		Annual Fee fo...	2275 · Johnny ...		49.00	-106.34
Credit Card Charge	08/12/2018	180812	874 Mains & Services	Tractor Supply	874.46 · Mains...		32.64	-138.98
Check	08/14/2018	ACH	Bank 7 Credit Cards		1107 · Checkin...	19.33		-119.65
Credit Card Charge	08/20/2018	180820	887 Maintenance of ...	La Fiesta Mex...	887.46 · Maint...		30.25	-149.90
Credit Card Charge	08/20/2018	180820	887 Maintenance of ...	Pete's of Dew...	887.46 · Maint...		6.88	-156.78
Credit Card Charge	08/21/2018	180821	921 Office Supplies	ASAP Genera...	921.46 · Office...		71.21	-227.99
Credit Card Charge	08/21/2018	180821	887 Maintenance of ...	Braum's	887.46 · Maint...		12.15	-240.14
Credit Card Charge	08/21/2018	180821	887 Maintenance of ...	Rib Crib	887.46 · Maint...		31.83	-271.97
Credit Card Charge	08/22/2018	180822	887 Maintenance of ...	Candlewood ...	887.46 · Maint...		215.62	-487.59
Credit Card Charge	08/22/2018	180822	887 Maintenance of ...	Candlewood ...	887.46 · Maint...		215.62	-703.21
Credit Card Charge	08/22/2018	180822	887 Maintenance of ...	La Fiesta Mex...	887.46 · Maint...		25.05	-728.26
Credit Card Charge	08/22/2018	180822	887 Maintenance of ...	Pete's of Dew...	887.46 · Maint...		13.74	-742.00
Credit Card Charge	08/22/2018	180822	887 Maintenance of ...	IHOP	887.46 · Maint...		26.37	-768.37
Credit Card Charge	08/23/2018	180823	887 Maintenance of ...	Candlewood ...	887.46 · Maint...		107.81	-876.18
Credit Card Charge	08/23/2018	180823	887 Maintenance of ...	Candlewood ...	887.46 · Maint...		107.81	-983.99
Credit Card Charge	08/23/2018	180823	887 Maintenance of ...	Braum's	887.46 · Maint...		12.15	-996.14

Navitas Utility Corporation
General Ledger
As of December 31, 2018

Type	Date	Num	Name	Memo	Split	Debit	Credit	Balance
Credit Card Charge	08/23/2018	180823	887 Maintenance of ...	Braum's	887.46 · Maint...		14.14	-1,010.28
Credit Card Charge	08/23/2018	180823	921 Office Supplies	Phillips	921.46 · Office...		35.45	-1,045.73
Credit Card Charge	08/31/2018	180831	887 Maintenance of ...	Mr Joe's Grille	887.46 · Maint...		24.82	-1,070.55
Credit Card Charge	09/03/2018	180903	887 Maintenance of ...	Mr Joe's Grille	887.46 · Maint...		19.33	-1,089.88
Credit Card Charge	09/04/2018	180904	887 Maintenance of ...	Mr Joe's Grille	887.46 · Maint...		24.81	-1,114.69
Credit Card Charge	09/06/2018	180906	887 Maintenance of ...	Sunny's - Fuel	921.46 · Office...		55.08	-1,169.77
Credit Card Charge	09/06/2018	180906	887 Maintenance of ...	Mr Joe's Grille	887.46 · Maint...		20.53	-1,190.30
Credit Card Charge	09/07/2018	180907	874 Mains & Services	Tractor Supply	874.46 · Mains...		184.86	-1,375.16
Credit Card Charge	09/10/2018	180910	887 Maintenance of ...	George's Tak...	887.46 · Maint...		8.60	-1,383.76
Credit Card Charge	09/11/2018	180911	887 Maintenance of ...	Pizza Hut	887.46 · Maint...		10.12	-1,393.88
Credit Card Charge	09/11/2018	180911	874 Mains & Services	parts for trailer	874.46 · Mains...		6.56	-1,400.44
Credit Card Charge	09/11/2018	180911	874 Mains & Services	parts for trailer	874.46 · Mains...		10.04	-1,410.48
Credit Card Charge	09/12/2018	180912	874 Mains & Services	Tractor Supply	874.46 · Mains...		120.27	-1,530.75
Check	09/13/2018	ACH	Bank 7 Credit Cards		1107 · Checkin...	1,070.55		-460.20
Credit Card Charge	09/14/2018	180914	887 Maintenance of ...	George's Tak...	887.46 · Maint...		8.92	-469.12
Credit Card Charge	09/19/2018	180919	874 Mains & Services	True Value	874.46 · Mains...		22.50	-491.62
Credit Card Charge	09/25/2018	180925	874 Mains & Services	Sherwin-Willi...	874.46 · Mains...		35.06	-526.68
Credit Card Charge	09/25/2018	180925	874 Mains & Services	Sherwin-Willi...	874.46 · Mains...		50.88	-577.56
Credit Card Charge	09/27/2018	180927	874 Mains & Services	Harbor Freigh...	874.46 · Mains...		147.19	-724.75
Credit Card Charge	10/01/2018	181001	887 Maintenance of ...	Mr Joe's Grille	887.46 · Maint...		20.54	-745.29
Credit Card Charge	10/02/2018	181002	887 Maintenance of ...	Mr Joe's Grille	887.46 · Maint...		23.81	-769.10
Credit Card Charge	10/03/2018	181003	887 Maintenance of ...	George's Tak...	887.46 · Maint...		12.86	-781.96
Check	10/09/2018	ACH	Bank 7 Credit Cards		1107 · Checkin...	745.29		-36.67
Credit Card Charge	10/12/2018	181012	874 Mains & Services	Tank Depot	874.46 · Mains...		98.99	-135.66
Check	11/05/2018	ACH	Bank 7 Credit Cards		1107 · Checkin...	135.66		0.00
Credit Card Charge	11/08/2018	181108	921 Office Supplies	ASAP Genera...	921.46 · Office...		206.73	-206.73
Credit Card Charge	11/14/2018	181114	887 Maintenance of ...	Mr Joe's Grille	887.46 · Maint...		23.82	-230.55
Credit Card Charge	11/15/2018	181115	887 Maintenance of ...	Mr Joe's Grille	887.46 · Maint...		17.22	-247.77
Credit Card Charge	11/16/2018	181116	887 Maintenance of ...	Mr Joe's Grille	887.46 · Maint...		18.33	-266.10
Credit Card Charge	11/21/2018	181121	921 Office Supplies	Amazon - 15 ...	921.46 · Office...		1,500.00	-1,766.10
Credit Card Charge	11/30/2018	181130	887 Maintenance of ...	Mr Joe's Grille	887.46 · Maint...		22.73	-1,788.83
Check	12/04/2018	ACH	Bank 7 Credit Cards		1107 · Checkin...	1,788.83		0.00
Credit Card Charge	12/18/2018	181218	887 Maintenance of ...	Mr Joe's Grille	887.46 · Maint...		22.73	-22.73
Credit Card Charge	12/19/2018	181219	887 Maintenance of ...	Mr Joe's Grille	887.46 · Maint...		19.25	-41.98
Total 2283 · Steven Yearwood 1388 - old 0810						8,328.17	7,977.81	-41.98

Navitas Utility Corporation
General Ledger
As of December 31, 2018

Type	Date	Num	Name	Memo	Split	Debit	Credit	Balance
2284 · Sam Crenshaw 0802								0.00
Credit Card Charge	01/19/2018	180212	United States Postal...	Hollis PO	6130 · Postage		9.80	-9.80
Check	02/06/2018	ACH	Bank 7 Credit Cards		1107 · Checkin...	9.80		0.00
Credit Card Charge	04/10/2018	180410	874 Mains & Services	Dollar General	874.46 · Mains...		10.51	-10.51
Check	04/27/2018	ACH	Bank 7 Credit Cards		1107 · Checkin...	10.51		0.00
Credit Card Charge	05/16/2018	180516	874 Mains & Services	Fuel Master	921.15 · Office...		57.00	-57.00
Credit Card Charge	05/17/2018	180517	887 Maintenance of ...	Springhouse ...	887.46 · Maint...		68.82	-125.82
Check	06/05/2018	ACH	Bank 7 Credit Cards		1107 · Checkin...	125.82		0.00
Credit Card Charge	07/18/2018	180718	874 Mains & Services	Smith's Firest...	874.46 · Mains...		59.99	-59.99
Credit Card Charge	07/24/2018	180724	921 Office Supplies	Sapulpa Groc...	921.46 · Office...		52.81	-112.80
Credit Card Charge	07/29/2018	180729	921 Office Supplies	Valero	6242 · Fuel		37.86	-150.66
Check	08/02/2018	ACH	Bank 7 Credit Cards		1107 · Checkin...	150.66		0.00
General Journal	08/03/2018	180803		Annual Fee fo...	2275 · Johnny ...	49.00		49.00
General Journal	08/03/2018	180803		Annual Fee fo...	2275 · Johnny ...		49.00	0.00
Check	08/14/2018	ACH	Bank 7 Credit Cards		1107 · Checkin...	0.00		0.00
Credit Card Charge	11/01/2018	181101	887 Maintenance of ...	Springhouse ...	887.46 · Maint...		102.02	-102.02
Credit Card Charge	12/02/2018	181202	887 Maintenance of ...	Springhouse ...	887.46 · Maint...		10.85	-112.87
Check	12/04/2018	ACH	Bank 7 Credit Cards		1107 · Checkin...	102.02		-10.85
Total 2284 · Sam Crenshaw 0802						447.81	458.66	-10.85
2285 · Jeff Fogle 0745								-770.35
Check	01/08/2018	ACH	Bank 7 Credit Cards		1107 · Checkin...	770.35		0.00
Credit Card Charge	01/08/2018	180212	932 Maintenance of ...	Roto-Rooter	932 · Maintena...		150.00	-150.00
Credit Card Charge	01/18/2018	180209	874 Mains & Services	Dollar General	874.46 · Mains...		4.30	-154.30
Credit Card Charge	01/23/2018	180209	874 Mains & Services	BluBoots	874.46 · Mains...		98.54	-252.84
Credit Card Charge	01/30/2018	180209	874 Mains & Services	Lowes	874.46 · Mains...		16.73	-269.57
Credit Card Charge	02/02/2018	180309	921 Office Supplies	**Monday's	921.46 · Office...		27.00	-296.57
Check	02/06/2018	ACH	Bank 7 Credit Cards		1107 · Checkin...	269.57		-27.00
Check	03/05/2018	ACH	Bank 7 Credit Cards		1107 · Checkin...	27.00		0.00
Credit Card Charge	03/10/2018	180320	874 Mains & Services	Lowe's	874.46 · Mains...		56.58	-56.58
Credit Card Charge	03/12/2018	180417	887 Maintenance of ...	El Tapatio	887.46 · Maint...		21.30	-77.88
Credit Card Charge	03/29/2018	180417	921 Office Supplies	Staples	921.46 · Office...		21.77	-99.65
Check	04/27/2018	ACH	Bank 7 Credit Cards		1107 · Checkin...	99.65		0.00
Credit Card Charge	05/18/2018	180518	874 Mains & Services	Dollar General	874.46 · Mains...		16.34	-16.34
Credit Card Charge	05/21/2018	180521	874 Mains & Services	TSC Tractor ...	874.46 · Mains...		54.42	-70.76
Check	06/05/2018	ACH	Bank 7 Credit Cards		1107 · Checkin...	70.76		0.00
Credit Card Charge	06/11/2018	180611	874 Mains & Services	Coffeville Ace...	874.46 · Mains...		54.64	-54.64
Credit Card Charge	06/11/2018	180611	874 Mains & Services	Thompson Lu...	874.46 · Mains...		8.67	-63.31
Credit Card Charge	06/13/2018	180613	874 Mains & Services	AutoZone	874.46 · Mains...		19.58	-82.89
Credit Card Charge	06/15/2018	180615	874 Mains & Services	TSC Tractor ...	874.46 · Mains...		197.07	-279.96
Credit Card Charge	06/18/2018	180618	874 Mains & Services	***True Value...	874.46 · Mains...		30.84	-310.80
Credit Card Charge	07/17/2018	180717	887 Maintenance of ...	Simple Simon...	887.46 · Maint...		68.68	-379.48
Check	07/23/2018	ACH	Bank 7 Credit Cards		1107 · Checkin...	310.80		-68.68
Check	08/02/2018	ACH	Bank 7 Credit Cards		1107 · Checkin...	68.68		0.00
General Journal	08/03/2018	180803		Annual Fee fo...	2275 · Johnny ...		49.00	-49.00
Credit Card Charge	08/13/2018	180813	874 Mains & Services	TSC Tractor ...	874.46 · Mains...		87.12	-136.12
Check	08/14/2018	ACH	Bank 7 Credit Cards		1107 · Checkin...	0.00		-136.12
Credit Card Charge	08/22/2018	180822	874 Mains & Services	Lowe's	874.46 · Mains...		41.61	-177.73

Navitas Utility Corporation
General Ledger
As of December 31, 2018

Type	Date	Num	Name	Memo	Split	Debit	Credit	Balance
Credit Card Charge	08/23/2018	180823	1604 Tools And Equ...	Atwoods - GE...	1604 · Tools a...		1,087.91	-1,265.64
Credit Card Charge	08/23/2018	180823	874 Mains & Services	Pete's of Dew...	874.46 · Mains...		13.65	-1,279.29
Credit Card Charge	08/27/2018	180827	874 Mains & Services	Dollar General	874.46 · Mains...		65.07	-1,344.36
Check	09/13/2018	ACH	Bank 7 Credit Cards		1107 · Checkin...	1,344.36		0.00
Credit Card Charge	09/19/2018	180919	874 Mains & Services	TSC Tractor ...	874.46 · Mains...		23.95	-23.95
Check	10/09/2018	ACH	Bank 7 Credit Cards		1107 · Checkin...	23.95		0.00
Credit Card Charge	10/16/2018	181016	874 Mains & Services	Lowe's	874.46 · Mains...		18.67	-18.67
Credit Card Charge	10/23/2018	181023	874 Mains & Services	Dollar General	874.46 · Mains...		11.38	-30.05
Check	11/05/2018	ACH	Bank 7 Credit Cards		1107 · Checkin...	30.05		0.00
Check	12/04/2018	ACH	Bank 7 Credit Cards		1107 · Checkin...	0.00		0.00
Credit Card Charge	12/04/2018	190104	874 Mains & Services	TSC Tractor ...	874.46 · Mains...		38.10	-38.10
Total 2285 · Jeff Fogle 0745						3,015.17	2,282.92	-38.10
2286 · Darrel Gregory 0737								-494.67
Check	01/08/2018	ACH	Bank 7 Credit Cards		1107 · Checkin...	494.67		0.00
Credit Card Charge	02/09/2018	180209	United States Postal...	Eakly PO	6130 · Postage		14.15	-14.15
Check	03/05/2018	ACH	Bank 7 Credit Cards		1107 · Checkin...	14.15		0.00
Credit Card Charge	05/28/2018	180528	921 Office Supplies	Shell	921.46 · Office...		20.72	-20.72
Credit Card Charge	05/28/2018	180528	921 Office Supplies	Shell	921.46 · Office...		10.96	-31.68
Credit Card Charge	06/01/2018	180601	921 Office Supplies	Walmart	6140 · Office c...		117.99	-149.67
Credit Card Charge	06/01/2018	180601	887 Maintenance of ...	Domino - Co...	887.46 · Maint...		212.39	-362.06
Credit Card Charge	06/03/2018	180603	874 Mains & Services	Summit	874.46 · Mains...		16.97	-379.03
Check	06/05/2018	ACH	Bank 7 Credit Cards		1107 · Checkin...	31.68		-347.35
Credit Card Charge	07/05/2018	180705	874 Mains & Services	True Value	874.46 · Mains...		28.33	-375.68
Credit Card Charge	07/19/2018	180719	921 Office Supplies	Walmart	6140 · Office c...		64.33	-440.01
Check	07/23/2018	ACH	Bank 7 Credit Cards		1107 · Checkin...	347.35		-92.66
Check	08/02/2018	ACH	Bank 7 Credit Cards		1107 · Checkin...	92.66		0.00
Credit Card Charge	08/02/2018	180802	921 Office Supplies	Dollar General	6140 · Office c...		17.05	-17.05
General Journal	08/03/2018	180803		Annual Fee fo...	2275 · Johnny ...		49.00	-66.05
Credit Card Charge	08/10/2018	180810	921 Office Supplies	Dollar General	6140 · Office c...		3.30	-69.35
Check	08/14/2018	ACH	Bank 7 Credit Cards		1107 · Checkin...	0.00		-69.35
Check	09/13/2018	ACH	Bank 7 Credit Cards		1107 · Checkin...	69.35		0.00
Credit Card Charge	09/13/2018	180913	921 Office Supplies	Dollar General	6140 · Office c...		23.65	-23.65
Credit Card Charge	10/02/2018	180913	United States Postal...	United States ...	6130 · Postage		487.00	-510.65
Check	10/09/2018	ACH	Bank 7 Credit Cards		1107 · Checkin...	23.65		-487.00
Credit Card Charge	10/22/2018	181022	874 Mains & Services	Anita's Uphol...	874.46 · Mains...		149.72	-636.72
Credit Card Charge	10/23/2018	181023	921 Office Supplies	Dollar General	6140 · Office c...		13.15	-649.87
Credit Card Charge	10/25/2018	181025	887 Maintenance of ...	Deep Creek B...	887.46 · Maint...		38.44	-688.31
Check	11/05/2018	ACH	Bank 7 Credit Cards		1107 · Checkin...	688.31		0.00
Check	12/04/2018	ACH	Bank 7 Credit Cards		1107 · Checkin...	0.00		0.00
Credit Card Charge	12/05/2018	181205	921 Office Supplies	Dollar General	6140 · Office c...		38.61	-38.61
Credit Card Charge	12/12/2018	181212	887 Maintenance of ...	Freddy's Froz...	887.46 · Maint...		18.05	-56.66
Total 2286 · Darrel Gregory 0737						1,761.82	1,323.81	-56.66
2287 · Don Hartline 0828								0.00
Total 2287 · Don Hartline 0828								0.00

Navitas Utility Corporation
General Ledger
As of December 31, 2018

Type	Date	Num	Name	Memo	Split	Debit	Credit	Balance
2288 · Kevin Pearcy 0869								-2,596.78
Credit Card Charge	01/04/2018	180118	903 Customer Reco...	Carnegie Tag ...	6410 · Lic, per...		110.19	-2,706.97
Credit Card Charge	01/08/2018	180118	903 Customer Reco...	Weatherford ...	6410 · Lic, per...		23.25	-2,730.22
Check	01/08/2018	ACH	Bank 7 Credit Cards		1107 · Checkin...	2,730.22		0.00
Credit Card Charge	01/16/2018	180212	FedEx		6130 · Postage		158.47	-158.47
Credit Card Charge	01/17/2018	180118	903 Customer Reco...	Carnegie Tag ...	6410 · Lic, per...		1,923.86	-2,082.33
Credit Card Charge	01/18/2018	180212	FedEx		6130 · Postage		173.92	-2,256.25
Credit Card Charge	01/18/2018	180212	921 Office Supplies	Amazon	6140 · Office c...		12.81	-2,269.06
Credit Card Charge	01/24/2018	180209	921 Office Supplies	Fuel	6242 · Fuel		57.70	-2,326.76
Credit Card Charge	01/24/2018	180209	887 Maintenance of ...	Taco Mayo	887.46 · Maint...		7.26	-2,334.02
Credit Card Charge	01/31/2018	180209	874 Mains & Services	Walmart	874.46 · Mains...		43.34	-2,377.36
Credit Card Charge	01/31/2018	180212	921 Office Supplies	Amazon	6140 · Office c...		137.13	-2,514.49
Credit Card Charge	02/02/2018	180209	1302 System Parts	Lowe's	-SPLIT-		112.44	-2,626.93
Credit Card Charge	02/02/2018	180209	921 Office Supplies	Love's	6242 · Fuel		11.71	-2,638.64
Credit Card Charge	02/06/2018	180209	887 Maintenance of ...	benchwarmers	887.46 · Maint...		24.67	-2,663.31
Check	02/06/2018	ACH	Bank 7 Credit Cards		1107 · Checkin...	2,662.71		-0.60
Credit Card Charge	02/13/2018	180219	874 Mains & Services	Tractor Supply	874.46 · Mains...		59.94	-60.54
Credit Card Charge	02/19/2018	180226	921 Office Supplies	Gas Mart	6242 · Fuel		53.55	-114.09
Credit Card Charge	02/19/2018	180309	FedEx		6130 · Postage		26.69	-140.78
Credit Card Charge	02/19/2018	180309	887 Maintenance of ...	**Chuckwago...	887.46 · Maint...		43.51	-184.29
Credit Card Charge	02/21/2018	180226	874 Mains & Services	Amazon	874.46 · Mains...		33.99	-218.28
Credit Card Charge	02/22/2018	180226	887 Maintenance of ...	Cobb Creek	887.46 · Maint...		80.13	-298.41
Credit Card Charge	02/23/2018	180309	903 Customer Reco...	Weatherford ...	6410 · Lic, per...		300.57	-598.98
Credit Card Charge	02/26/2018	180309	FedEx		6130 · Postage		229.75	-828.73
Check	03/05/2018	ACH	Bank 7 Credit Cards		1107 · Checkin...	3,163.83		2,335.10
Credit Card Charge	03/08/2018	180309	903 Customer Reco...	Weatherford ...	6410 · Lic, per...		39.32	2,295.78
Credit Card Charge	03/09/2018	180309	887 Maintenance of ...	Pizza Hut	887.46 · Maint...		38.23	2,257.55
Credit Card Charge	03/09/2018	180309	921 Office Supplies	Shell	6242 · Fuel		56.27	2,201.28
Credit Card Charge	03/12/2018	180320	903 Customer Reco...	Oklahoma Ta...	6410 · Lic, per...		1,739.97	461.31
Credit Card Charge	03/13/2018	180320	887 Maintenance of ...	Subway	887.46 · Maint...		11.76	449.55
Credit Card Charge	03/13/2018	180320	921 Office Supplies	Gasmart	6242 · Fuel		37.77	411.78
Credit Card Charge	03/19/2018	180320	874 Mains & Services	Ace	874.46 · Mains...		13.05	398.73
Credit Card Charge	03/22/2018	180418	874 Mains & Services	Redneck Trailer	874.46 · Mains...		126.63	272.10
Credit Card Charge	03/22/2018	180418	921 Office Supplies	**Phillips	6242 · Fuel		56.59	215.51
Credit Card Charge	03/22/2018	180418	887 Maintenance of ...	**Subway	887.46 · Maint...		11.78	203.73
Credit Card Charge	03/22/2018	180418	874 Mains & Services	**Atwoods	874.46 · Mains...		29.42	174.31
Credit Card Charge	03/29/2018	180418	903 Customer Reco...	Carnegie Tag	6410 · Lic, per...		39.32	134.99
Credit Card Charge	04/03/2018	180403	FedEx	Fedex	6130 · Postage		67.55	67.44
Credit Card Charge	04/04/2018	180418	874 Mains & Services	Walmart	874.46 · Mains...		182.72	-115.28
Credit Card Charge	04/05/2018	180418	874 Mains & Services	Lowes	874.28 · Mains...		298.68	-413.96
Credit Card Charge	04/05/2018	180418	887 Maintenance of ...	Chick-fil-A	887.28 · Maint...		8.00	-421.96
Credit Card Charge	04/05/2018	180418	887 Maintenance of ...	Catfish King	887.28 · Maint...		11.88	-433.84
Credit Card Charge	04/05/2018	180418	921 Office Supplies	Cefco	921.28 · Office...		58.93	-492.77
Credit Card Charge	04/06/2018	180418	887 Maintenance of ...	Wyndham	887.28 · Maint...		73.45	-566.22
Credit Card Charge	04/06/2018	180418	887 Maintenance of ...	Subway	887.28 · Maint...		11.36	-577.58
Credit Card Charge	04/06/2018	180418	874 Mains & Services	Lowes	874.28 · Mains...		11.76	-589.34
Credit Card Charge	04/06/2018	180418	921 Office Supplies	Murphy USA	921.28 · Office...		40.00	-629.34
Credit Card Charge	04/10/2018	180418	874 Mains & Services	Amazon	874.46 · Mains...		26.93	-656.27
Credit Card Charge	04/10/2018	180410	FedEx	Fedex	6130 · Postage		39.14	-695.41

Navitas Utility Corporation
General Ledger
As of December 31, 2018

Type	Date	Num	Name	Memo	Split	Debit	Credit	Balance
Credit Card Charge	04/11/2018	180418	887 Maintenance of ...	Lucille's Road...	887.46 · Maint...		33.62	-729.03
Credit Card Charge	04/16/2018	180418	887 Maintenance of ...	Coob creek	887.46 · Maint...		39.01	-768.04
Credit Card Charge	04/16/2018	180416	874 Mains & Services	DitchWitch / T...	887.28 · Maint...		2,405.84	-3,173.88
Credit Card Charge	04/19/2018	180419	887 Maintenance of ...	Pizza Hut	887.28 · Maint...		29.07	-3,202.95
Credit Card Charge	04/23/2018	180423	874 Mains & Services	Atwoods	874.46 · Mains...		78.47	-3,281.42
Credit Card Charge	04/23/2018	180423	887 Maintenance of ...	Subway	887.28 · Maint...		12.36	-3,293.78
Credit Card Charge	04/23/2018	180423	874 Mains & Services	Amazon	874.46 · Mains...		20.95	-3,314.73
Credit Card Charge	04/25/2018	180425	903 Customer Reco...	Weatherford ...	6410 · Lic, per...		221.84	-3,536.57
Check	04/27/2018	ACH	Bank 7 Credit Cards		1107 · Checkin...	3,536.57		0.00
Credit Card Charge	04/30/2018	180430	FedEx	Fedex	6130 · Postage		24.69	-24.69
Credit Card Charge	05/11/2018	180511	874 Mains & Services	ACE Home W...	874.46 · Mains...		41.91	-66.60
Credit Card Charge	05/11/2018	180511	874 Mains & Services	WM Superce...	874.46 · Mains...		32.60	-99.20
Credit Card Charge	05/14/2018	180514	874 Mains & Services	Amazon - pre...	874.46 · Mains...		114.36	-213.56
Credit Card Charge	05/15/2018	180515	887 Maintenance of ...	Subway	887.28 · Maint...		11.78	-225.34
Credit Card Charge	05/15/2018	180515	921 Office Supplies	Chrisholm Co...	6242 · Fuel		62.03	-287.37
Credit Card Charge	05/22/2018	180522	874 Mains & Services	Pikepass	874.46 · Mains...		320.00	-607.37
Credit Card Charge	05/22/2018	180522	874 Mains & Services	ACE	874.46 · Mains...		26.09	-633.46
Credit Card Charge	05/22/2018	180522	FedEx	Mostly Mail	6130 · Postage		76.52	-709.98
Credit Card Charge	05/23/2018	180523	887 Maintenance of ...	Subway	887.28 · Maint...		12.28	-722.26
Credit Card Charge	05/23/2018	180523	874 Mains & Services	Atwoods	874.46 · Mains...		128.50	-850.76
Credit Card Charge	05/23/2018	180523	921 Office Supplies	EZ GO	6242 · Fuel		66.23	-916.99
Credit Card Charge	05/23/2018	180523	874 Mains & Services	Harbor Freigh...	874.46 · Mains...		141.69	-1,058.68
Credit Card Charge	05/30/2018	180530	887 Maintenance of ...	Georgias Cou...	887.28 · Maint...		62.47	-1,121.15
Credit Card Charge	05/31/2018	180531	874 Mains & Services	Walmart	874.46 · Mains...		40.60	-1,161.75
Credit Card Charge	05/31/2018	180531	903 Customer Reco...	Bingar Tag A...	6410 · Lic, per...		537.84	-1,699.59
Credit Card Charge	06/01/2018	180601	874 Mains & Services	Amazon	874.46 · Mains...		28.72	-1,728.31
Credit Card Charge	06/04/2018	180604	887 Maintenance of ...	Subway	887.28 · Maint...		7.89	-1,736.20
Credit Card Charge	06/04/2018	180604	887 Maintenance of ...	Catfish King	887.28 · Maint...		8.10	-1,744.30
Credit Card Charge	06/04/2018	180604	921 Office Supplies	Store 1096	6242 · Fuel		66.99	-1,811.29
Credit Card Charge	06/05/2018	180605	921 Office Supplies	Murphy USA	921.28 · Office...		41.23	-1,852.52
Credit Card Charge	06/05/2018	180605	887 Maintenance of ...	Subway	887.28 · Maint...		11.14	-1,863.66
Credit Card Charge	06/05/2018	180605	887 Maintenance of ...	Wyndham	887.28 · Maint...		62.15	-1,925.81
Credit Card Charge	06/05/2018	13708...	874 Mains & Services	Hunters Oil D...	874.46 · Mains...		70.44	-1,996.25
Check	06/05/2018	ACH	Bank 7 Credit Cards		1107 · Checkin...	1,699.59		-296.66
Credit Card Charge	06/11/2018	180611	903 Customer Reco...	Bingar Tag A...	6410 · Lic, per...		2,837.44	-3,134.10
Credit Card Charge	06/13/2018	180613	874 Mains & Services	TSC Tractor ...	874.46 · Mains...		9.29	-3,143.39
Credit Card Charge	06/18/2018	180618	874 Mains & Services	ACE Home C...	874.46 · Mains...		49.83	-3,193.22
Credit Card Charge	06/19/2018	180619	874 Mains & Services	Walmart	874.46 · Mains...		87.24	-3,280.46
Credit Card Charge	06/19/2018	180619	874 Mains & Services	Wheeler Che...	874.46 · Mains...		449.79	-3,730.25
Credit Card Charge	06/20/2018	180620	921 Office Supplies	KWIK & EZE	6242 · Fuel		61.59	-3,791.84
Credit Card Charge	06/20/2018	180620	887 Maintenance of ...	Love's	887.28 · Maint...		11.36	-3,803.20
Credit Card Charge	06/21/2018	180621	FedEx	***Fedex	6130 · Postage		41.50	-3,844.70
Credit Card Charge	06/25/2018	180625	887 Maintenance of ...	Subway	887.28 · Maint...		10.52	-3,855.22
Credit Card Charge	06/25/2018	180625	921 Office Supplies	Circle K	6242 · Fuel		45.23	-3,900.45
Credit Card Charge	06/26/2018	180626	874 Mains & Services	Dollar General	874.46 · Mains...		18.53	-3,918.98
Credit Card Charge	06/28/2018	180628	887 Maintenance of ...	Meeks Diner	887.28 · Maint...		31.21	-3,950.19
Credit Card Charge	06/29/2018	180629	874 Mains & Services	***Amazon - p...	874.46 · Mains...		128.22	-4,078.41
Credit Card Charge	07/04/2018	180704	887 Maintenance of ...	Wyndham Ho...	887.28 · Maint...		64.41	-4,142.82
Credit Card Charge	07/05/2018	180705	887 Maintenance of ...	Capizzi's	887.28 · Maint...		24.03	-4,166.85

Navitas Utility Corporation
General Ledger
As of December 31, 2018

Type	Date	Num	Name	Memo	Split	Debit	Credit	Balance
Credit Card Charge	07/09/2018	180709	FedEx	Fedex	6130 · Postage		76.59	-4,243.44
Credit Card Charge	07/10/2018	180710	887 Maintenance of ...	Gold River	887.28 · Maint...		23.97	-4,267.41
Credit Card Charge	07/11/2018	180711	887 Maintenance of ...	Pizza Hut	887.28 · Maint...		34.49	-4,301.90
Credit Card Charge	07/13/2018	180712	887 Maintenance of ...	Georgias Cou...	887.28 · Maint...		6.60	-4,308.50
Credit Card Charge	07/15/2018	180715	921 Office Supplies	Loves - Fuel	6242 · Fuel		56.83	-4,365.33
Credit Card Charge	07/16/2018	180716	887 Maintenance of ...	Domino	887.28 · Maint...		142.24	-4,507.57
Credit Card Charge	07/16/2018	180716	921 Office Supplies	Quicktrip - Fuel	6242 · Fuel		55.23	-4,562.80
Credit Card Charge	07/19/2018	180719	874 Mains & Services	Lowes	874.28 · Mains...		278.65	-4,841.45
Check	07/23/2018	ACH	Bank 7 Credit Cards		1107 · Checkin...	4,078.41		-763.04
Credit Card Charge	07/25/2018	180725	874 Mains & Services	Walmart	874.46 · Mains...		104.29	-867.33
Credit Card Charge	07/25/2018	180725	887 Maintenance of ...	Subway	887.28 · Maint...		11.76	-879.09
Credit Card Charge	07/25/2018	180725	921 Office Supplies	Gas Mart Con...	6242 · Fuel		55.29	-934.38
Credit Card Charge	07/25/2018	180725	874 Mains & Services	Atwoods	874.46 · Mains...		272.39	-1,206.77
Credit Card Charge	07/26/2018	180726	874 Mains & Services	TSC Tractor ...	874.46 · Mains...		63.56	-1,270.33
Credit Card Charge	07/30/2018	180730	FedEx	Fedex	6130 · Postage		50.30	-1,320.63
Credit Card Charge	08/02/2018	180802	874 Mains & Services	Amazon - digi...	874.46 · Mains...		112.07	-1,432.70
Credit Card Charge	08/02/2018	180802	874 Mains & Services	Amazon - 2" p...	874.46 · Mains...		17.62	-1,450.32
Check	08/02/2018	ACH	Bank 7 Credit Cards		1107 · Checkin...	1,320.63		-129.69
Credit Card Charge	08/02/2018	180802	887 Maintenance of ...	USPS	6130 · Postage		481.60	-611.29
General Journal	08/03/2018	180803		Annual Fee fo...	2275 · Johnny ...		49.00	-660.29
Credit Card Charge	08/07/2018	180807	887 Maintenance of ...	McDonalds	887.28 · Maint...		4.79	-665.08
Credit Card Charge	08/07/2018	180807	887 Maintenance of ...	Subway	887.28 · Maint...		7.89	-672.97
Credit Card Charge	08/07/2018	180808	921 Office Supplies	Promart- Fuel	6242 · Fuel		55.30	-728.27
Credit Card Charge	08/07/2018	180807	887 Maintenance of ...	Wyndham Ho...	887.28 · Maint...		66.67	-794.94
Credit Card Charge	08/08/2018	180808	887 Maintenance of ...	Subway	887.28 · Maint...		11.98	-806.92
Credit Card Charge	08/08/2018	180808	887 Maintenance of ...	Steak 'n Shake	887.28 · Maint...		8.21	-815.13
Credit Card Charge	08/08/2018	180808	921 Office Supplies	Murphy- Fuel	6242 · Fuel		45.32	-860.45
Credit Card Charge	08/08/2018	180808	874 Mains & Services	Walmart	874.46 · Mains...		4.52	-864.97
Credit Card Charge	08/08/2018	180808	874 Mains & Services	Walmart	874.46 · Mains...		31.96	-896.93
Credit Card Charge	08/08/2018	180808	921 Office Supplies	EZ GO	6242 · Fuel		46.16	-943.09
Credit Card Charge	08/10/2018	180810	874 Mains & Services	Zane's Auto r...	874.46 · Mains...		250.00	-1,193.09
Credit Card Charge	08/10/2018	180810	874 Mains & Services	Grand Rental ...	874.46 · Mains...		331.13	-1,524.22
Check	08/14/2018	ACH	Bank 7 Credit Cards		1107 · Checkin...	0.00		-1,524.22
Credit Card Charge	08/14/2018	180814	921 Office Supplies	Green's Tire	6242 · Fuel		40.00	-1,564.22
Credit Card Charge	08/15/2018	180815	921 Office Supplies	CJ'S Southwe...	6242 · Fuel		101.05	-1,665.27
Credit Card Charge	08/16/2018	180816	921 Office Supplies	McKinsey Mot...	6242 · Fuel		226.06	-1,891.33
Credit Card Charge	08/16/2018	180816	921 Office Supplies	Shell	6242 · Fuel		61.31	-1,952.64
Credit Card Charge	08/16/2018	180816	FedEx	Toby Keiths	887.46 · Maint...		17.43	-1,970.07
Credit Card Charge	08/20/2018	180820	FedEx	Fedex	6130 · Postage		13.26	-1,983.33
Credit Card Charge	08/21/2018	180821	887 Maintenance of ...	Subway	887.28 · Maint...		12.28	-1,995.61
Credit Card Charge	08/21/2018	180821	921 Office Supplies	Murphy- Fuel	6242 · Fuel		53.47	-2,049.08
Credit Card Charge	08/22/2018	180822	887 Maintenance of ...	Beers Diner	887.28 · Maint...		23.11	-2,072.19
Credit Card Charge	08/24/2018	180824	903 Customer Reco...	Oklahoma Ta...	6410 · Lic, per...		2,867.32	-4,939.51
Credit Card Charge	08/26/2018	180826	887 Maintenance of ...	McDonalds	887.28 · Maint...		6.87	-4,946.38
Credit Card Charge	08/27/2018	180827	887 Maintenance of ...	Love's - food	887.28 · Maint...		10.96	-4,957.34
Credit Card Charge	08/27/2018	180827	921 Office Supplies	SP MART	6242 · Fuel		67.79	-5,025.13
Credit Card Charge	08/27/2018	180827	887 Maintenance of ...	La Fiesta Mar...	887.28 · Maint...		56.39	-5,081.52
Credit Card Charge	08/27/2018	180827	887 Maintenance of ...	Burger King - ...	887.28 · Maint...		6.99	-5,088.51
Credit Card Charge	08/27/2018	180827	887 Maintenance of ...	McDonalds	887.28 · Maint...		3.59	-5,092.10

Navitas Utility Corporation
General Ledger
As of December 31, 2018

Type	Date	Num	Name	Memo	Split	Debit	Credit	Balance
Credit Card Charge	08/27/2018	180827	887 Maintenance of ...	Days Inn	887.46 · Maint...		85.48	-5,177.58
Credit Card Charge	08/28/2018	180828	921 Office Supplies	Shell	6242 · Fuel		50.00	-5,227.58
Credit Card Charge	08/28/2018	180828	887 Maintenance of ...	DQ Grill & Chi...	887.28 · Maint...		17.46	-5,245.04
Credit Card Charge	08/28/2018	180828	887 Maintenance of ...	Lee's chicken...	887.28 · Maint...		7.09	-5,252.13
Credit Card Charge	08/29/2018	18008...	874 Mains & Services	TSC Tractor ...	874.46 · Mains...		59.99	-5,312.12
Credit Card Charge	08/29/2018	18008...	874 Mains & Services	Long John Sil...	874.46 · Mains...		9.84	-5,321.96
Credit Card Charge	08/29/2018	180829	921 Office Supplies	Exxon	6242 · Fuel		52.30	-5,374.26
Credit Card Charge	08/29/2018	180829	887 Maintenance of ...	Baymont Inn	887.46 · Maint...		208.70	-5,582.96
Credit Card Charge	08/30/2018	180830	887 Maintenance of ...	Lebanon- food	887.28 · Maint...		8.61	-5,591.57
Credit Card Charge	08/30/2018	180830	887 Maintenance of ...	Taco Bell - fo...	887.28 · Maint...		6.54	-5,598.11
Credit Card Charge	08/30/2018	180830	887 Maintenance of ...	Shell - food	887.28 · Maint...		2.10	-5,600.21
Credit Card Charge	08/30/2018	180830	921 Office Supplies	Shell	6242 · Fuel		56.49	-5,656.70
Credit Card Charge	08/30/2018	180830	887 Maintenance of ...	Days Inn	887.46 · Maint...		87.96	-5,744.66
Credit Card Charge	08/31/2018	180831	887 Maintenance of ...	Arby's Roast ...	887.28 · Maint...		8.15	-5,752.81
Credit Card Charge	09/03/2018	180831	921 Office Supplies	Shell	6242 · Fuel		62.35	-5,815.16
Credit Card Charge	09/03/2018	180831	921 Office Supplies	Loves - Fuel	6242 · Fuel		63.08	-5,878.24
Credit Card Charge	09/03/2018	180831	887 Maintenance of ...	Baymont Inn	887.46 · Maint...		71.33	-5,949.57
Credit Card Charge	09/12/2018	180912	921 Office Supplies	Green Tire	921.46 · Office...		135.73	-6,085.30
Check	09/13/2018	ACH	Bank 7 Credit Cards		1107 · Checkin...	5,752.81		-332.49
Credit Card Charge	09/17/2018	180917	FedEx	Fedex	6130 · Postage		25.47	-357.96
Credit Card Charge	09/24/2018	180924	874 Mains & Services	Crainco	874.46 · Mains...		57.42	-415.38
Credit Card Charge	09/25/2018	180925	874 Mains & Services	Lowes	874.46 · Mains...		216.91	-632.29
Credit Card Charge	09/25/2018	180925	887 Maintenance of ...	Arby's - food	887.46 · Maint...		8.91	-641.20
Credit Card Charge	09/25/2018	180925	921 Office Supplies	EZ GO	6242 · Fuel		58.30	-699.50
Credit Card Charge	09/25/2018	180925	874 Mains & Services	TSC Tractor ...	874.46 · Mains...		81.10	-780.60
Credit Card Charge	09/25/2018	180925	874 Mains & Services	Atwoods	874.46 · Mains...		299.63	-1,080.23
Credit Card Charge	09/26/2018	180926	903 Customer Reco...	Oklahoma Ta...	6410 · Lic, per...		39.36	-1,119.59
Credit Card Charge	10/02/2018	181002	903 Customer Reco...	Kentucky Pou...	6410 · Lic, per...		500.00	-1,619.59
Credit Card Charge	10/04/2018	181004	887 Maintenance of ...	Toby Keiths ...	887.46 · Maint...		17.43	-1,637.02
Credit Card Charge	10/04/2018	181004	921 Office Supplies	Shell	6242 · Fuel		61.77	-1,698.79
Credit Card Charge	10/04/2018	181004	887 Maintenance of ...	Chick-fil-A	887.46 · Maint...		8.96	-1,707.75
Credit Card Charge	10/04/2018	181004	874 Mains & Services	TSC Tractor ...	874.46 · Mains...		42.92	-1,750.67
Credit Card Charge	10/04/2018	181004	874 Mains & Services	TSC Tractor ...	874.46 · Mains...		42.36	-1,793.03
Credit Card Charge	10/04/2018	181004	887 Maintenance of ...	Wyndham	887.46 · Maint...		65.54	-1,858.57
Credit Card Charge	10/04/2018	181004	874 Mains & Services	Walmart	874.46 · Mains...		56.06	-1,914.63
Credit Card Charge	10/05/2018	181005	887 Maintenance of ...	Subway	887.46 · Maint...		11.14	-1,925.77
Credit Card Charge	10/08/2018	181008	874 Mains & Services	NAPA	874.46 · Mains...		24.48	-1,950.25
Check	10/09/2018	ACH	Bank 7 Credit Cards		1107 · Checkin...	1,119.59		-830.66
Credit Card Charge	10/12/2018	181012	874 Mains & Services	Zanes Auto R...	874.46 · Mains...		250.00	-1,080.66
Credit Card Charge	10/12/2018	181012	921 Office Supplies	Loves - Fuel	6242 · Fuel		57.81	-1,138.47
Credit Card Charge	10/12/2018	181012	FedEx	Mostly Mail	6130 · Postage		166.20	-1,304.67
Credit Card Charge	10/16/2018	181016	874 Mains & Services	Huston	874.46 · Mains...		149.57	-1,454.24
Credit Card Charge	10/16/2018	181016	874 Mains & Services	ACE	874.46 · Mains...		39.40	-1,493.64
Credit Card Charge	10/23/2018	181023	903 Customer Reco...	Weatherford ...	6410 · Lic, per...		347.13	-1,840.77
Credit Card Charge	10/24/2018	181024	887 Maintenance of ...	Robertson's H...	887.46 · Maint...		16.71	-1,857.48
Credit Card Charge	10/24/2018	181024	921 Office Supplies	Loves - Fuel	6242 · Fuel		64.93	-1,922.41
Credit Card Charge	10/26/2018	181026	874 Mains & Services	Line-X	874.46 · Mains...		114.98	-2,037.39
Credit Card Charge	10/26/2018	181026	874 Mains & Services	Schlegel Quic...	874.46 · Mains...		68.63	-2,106.02
Credit Card Charge	10/29/2018	181029	921 Office Supplies	EZ GO	6242 · Fuel		56.79	-2,162.81

Navitas Utility Corporation
General Ledger
As of December 31, 2018

Type	Date	Num	Name	Memo	Split	Debit	Credit	Balance
Credit Card Charge	10/29/2018	181029	887 Maintenance of ...	Arby's - food	887.46 · Maint...		8.04	-2,170.85
Credit Card Charge	10/29/2018	181029	FedEx	Fedex	6130 · Postage		25.15	-2,196.00
Credit Card Charge	11/02/2018	181102	874 Mains & Services	Cummins	874.46 · Mains...		718.59	-2,914.59
Check	11/05/2018	ACH	Bank 7 Credit Cards		1107 · Checkin...	2,196.00		-718.59
Credit Card Charge	11/06/2018	181106	903 Customer Reco...	Weatherford ...	6410 · Lic, per...		2,141.63	-2,860.22
Credit Card Charge	11/06/2018	181106	874 Mains & Services	ACE	874.46 · Mains...		18.59	-2,878.81
Credit Card Charge	11/07/2018	181107	887 Maintenance of ...	Pizza Hut	887.46 · Maint...		46.66	-2,925.47
Credit Card Charge	11/08/2018	181108	887 Maintenance of ...	Pizza Hut	887.46 · Maint...		34.76	-2,960.23
Credit Card Charge	11/09/2018	181109	874 Mains & Services	Walmart	874.46 · Mains...		52.53	-3,012.76
Credit Card Charge	11/12/2018	181112	887 Maintenance of ...	Subway	887.46 · Maint...		8.72	-3,021.48
Credit Card Charge	11/12/2018	181112	887 Maintenance of ...	Loves - Fuel	887.46 · Maint...		53.61	-3,075.09
Credit Card Charge	11/12/2018	181112	887 Maintenance of ...	Chick-fil-A	887.46 · Maint...		8.96	-3,084.05
Credit Card Charge	11/13/2018	181113	887 Maintenance of ...	Arby's - food	887.46 · Maint...		6.26	-3,090.31
Credit Card Charge	11/14/2018	181114	887 Maintenance of ...	Baymont Inn	887.46 · Maint...		221.28	-3,311.59
Credit Card Charge	11/14/2018	181114	887 Maintenance of ...	Randys Smok...	887.46 · Maint...		26.99	-3,338.58
Credit Card Charge	11/14/2018	181114	887 Maintenance of ...	Burger King - ...	887.46 · Maint...		15.16	-3,353.74
Credit Card Charge	11/15/2018	181115	887 Maintenance of ...	Burger King - ...	887.46 · Maint...		8.21	-3,361.95
Credit Card Charge	11/15/2018	181115	921 Office Supplies	Lakeway Gro...	6242 · Fuel		52.83	-3,414.78
Credit Card Charge	11/15/2018	181115	887 Maintenance of ...	Subway	887.46 · Maint...		11.14	-3,425.92
Credit Card Charge	11/19/2018	181119	887 Maintenance of ...	Subway	887.46 · Maint...		11.76	-3,437.68
Credit Card Charge	11/19/2018	181119	874 Mains & Services	Walmart	874.46 · Mains...		43.88	-3,481.56
Credit Card Charge	11/25/2018	181125	887 Maintenance of ...	Lakeway Gro...	887.46 · Maint...		55.12	-3,536.68
Credit Card Charge	11/25/2018	181125	887 Maintenance of ...	McDonalds	887.46 · Maint...		5.34	-3,542.02
Credit Card Charge	11/25/2018	181125	887 Maintenance of ...	Days Inn	887.46 · Maint...		78.42	-3,620.44
Credit Card Charge	11/26/2018	181126	887 Maintenance of ...	McDonalds	887.46 · Maint...		3.29	-3,623.73
Credit Card Charge	11/26/2018	181126	887 Maintenance of ...	Arby's Roast ...	887.46 · Maint...		5.28	-3,629.01
Credit Card Charge	11/26/2018	181126	887 Maintenance of ...	Pilot - Fuel	887.46 · Maint...		38.38	-3,667.39
Credit Card Charge	11/26/2018	181126	887 Maintenance of ...	Marathon - Fuel	887.46 · Maint...		55.93	-3,723.32
Credit Card Charge	11/27/2018	181127	887 Maintenance of ...	McDonalds	887.46 · Maint...		4.24	-3,727.56
Credit Card Charge	11/27/2018	181127	887 Maintenance of ...	Lee's chicken...	887.46 · Maint...		5.78	-3,733.34
Credit Card Charge	11/27/2018	181127	887 Maintenance of ...	Subway	887.46 · Maint...		6.86	-3,740.20
Credit Card Charge	11/27/2018	181127	887 Maintenance of ...	Karen's Lunc...	887.46 · Maint...		12.00	-3,752.20
Credit Card Charge	11/28/2018	181128	887 Maintenance of ...	Speed Mart - ...	887.46 · Maint...		53.87	-3,806.07
Credit Card Charge	11/28/2018	181128	887 Maintenance of ...	Subway	887.46 · Maint...		8.46	-3,814.53
Credit Card Charge	11/28/2018	181128	887 Maintenance of ...	Albany Plumb	887.46 · Maint...		16.38	-3,830.91
Credit Card Charge	11/29/2018	181129	887 Maintenance of ...	Burger King - ...	887.46 · Maint...		6.35	-3,837.26
Credit Card Charge	11/29/2018	181129	887 Maintenance of ...	Subway	887.46 · Maint...		8.38	-3,845.64
Credit Card Charge	11/29/2018	181129	921 Office Supplies	Marathon- Fuel	6242 · Fuel		54.63	-3,900.27
Credit Card Charge	11/29/2018	181129	887 Maintenance of ...	McDonalds	887.46 · Maint...		8.22	-3,908.49
Credit Card Charge	11/29/2018	181129	887 Maintenance of ...	Baymont Inn	887.46 · Maint...		347.85	-4,256.34
Credit Card Charge	11/29/2018	181129	887 Maintenance of ...	Days Inn	887.46 · Maint...		81.09	-4,337.43
Credit Card Charge	11/30/2018	181130	887 Maintenance of ...	McDonalds	887.46 · Maint...		6.24	-4,343.67
Credit Card Charge	12/01/2018	181130	887 Maintenance of ...	Chick-fil-A	887.46 · Maint...		8.26	-4,351.93
Credit Card Charge	12/03/2018	181203	903 Customer Reco...	Weatherford ...	6410 · Lic, per...		226.91	-4,578.84
Credit Card Charge	12/03/2018	181203	887 Maintenance of ...	Citgo	887.46 · Maint...		39.37	-4,618.21
Check	12/04/2018	ACH	Bank 7 Credit Cards		1107 · Checkin...	4,343.67		-274.54
Credit Card Charge	12/05/2018	181205	887 Maintenance of ...	Red Dirt Road...	887.46 · Maint...		33.83	-308.37
Credit Card Charge	12/07/2018	181207	921 Office Supplies	Green Tire	921.46 · Office...		102.78	-411.15
Credit Card Charge	12/07/2018	181207	921 Office Supplies	Green Tire	921.46 · Office...		135.00	-546.15

Navitas Utility Corporation
General Ledger
As of December 31, 2018

Type	Date	Num	Name	Memo	Split	Debit	Credit	Balance
Credit Card Charge	12/09/2018	181209	887 Maintenance of ...	Days Inn	887.46 · Maint...		71.29	-617.44
Credit Card Charge	12/09/2018	181209	887 Maintenance of ...	Stripes Fuel	887.46 · Maint...		34.42	-651.86
Credit Card Charge	12/10/2018	181210	887 Maintenance of ...	McDonalds	887.46 · Maint...		5.93	-657.79
Credit Card Charge	12/10/2018	181210	887 Maintenance of ...	Murphy USA -...	887.46 · Maint...		38.71	-696.50
Credit Card Charge	12/10/2018	181210	887 Maintenance of ...	Huston-Depu...	887.46 · Maint...		148.26	-844.76
Credit Card Charge	12/11/2018	181211	887 Maintenance of ...	The Downtow...	887.46 · Maint...		33.04	-877.80
Credit Card Charge	12/11/2018	181211	FedEx	Fedex	6130 · Postage		46.10	-923.90
Credit Card Charge	12/12/2018	181212	921 Office Supplies	Courtyard Ma...	6140 · Office c...		2,950.35	-3,874.25
Credit Card Charge	12/12/2018	181212	887 Maintenance of ...	Randys Smok...	887.46 · Maint...		40.31	-3,914.56
Credit Card Charge	12/12/2018	181212	887 Maintenance of ...	Baymont Inn	887.46 · Maint...		197.07	-4,111.63
Credit Card Charge	12/13/2018	181213	887 Maintenance of ...	Subway	887.46 · Maint...		11.14	-4,122.77
Credit Card Charge	12/13/2018	181213	887 Maintenance of ...	Loves - Fuel	887.46 · Maint...		27.19	-4,149.96
Credit Card Charge	12/13/2018	181213	887 Maintenance of ...	cant read place	887.46 · Maint...		30.01	-4,179.97
Credit Card Charge	12/13/2018	181213	887 Maintenance of ...	Exxon Fuel	887.46 · Maint...		38.03	-4,218.00
Credit Card Charge	12/20/2018	181220	887 Maintenance of ...	Subway	887.46 · Maint...		11.72	-4,229.72
Credit Card Charge	12/20/2018	181220	887 Maintenance of ...	Circle K Fuel	887.46 · Maint...		41.81	-4,271.53
Credit Card Charge	12/27/2018	181227	887 Maintenance of ...	Shell Fuel	887.46 · Maint...		19.67	-4,291.20
Credit Card Charge	12/28/2018	181228	887 Maintenance of ...	R&R Tire	887.46 · Maint...		456.00	-4,747.20
Total 2288 · Kevin Pearcy 0869						32,604.03	34,754.45	-4,747.20
2289 · Bruce Lynn 0844								-4,912.31
Credit Card Charge	01/04/2018	180118	921 Office Supplies	E&S Oil	921.46 · Office...		29.00	-4,941.31
Credit Card Charge	01/04/2018	180118	887 Maintenance of ...	McDonalds	887.46 · Maint...		5.27	-4,946.58
Credit Card Charge	01/04/2018	180118	874 Mains & Services	Hollywood Ga...	874.46 · Mains...		75.50	-5,022.08
Credit Card Charge	01/08/2018	180118	921 Office Supplies	E&S Oil	921.46 · Office...		35.75	-5,057.83
Credit Card Charge	01/08/2018	180118	887 Maintenance of ...	Chicken Run	887.46 · Maint...		21.43	-5,079.26
Credit Card Charge	01/08/2018	180118	874 Mains & Services	Walmart	874.46 · Mains...		152.43	-5,231.69
Check	01/08/2018	ACH	Bank 7 Credit Cards		1107 · Checkin...	5,231.69		0.00
Credit Card Charge	01/12/2018	180118	921 Office Supplies	E&S Oil	921.46 · Office...		49.00	-49.00
Credit Card Charge	01/12/2018	180118	874 Mains & Services	Gordon White...	874.46 · Mains...		35.88	-84.88
Credit Card Charge	01/12/2018	180118	874 Mains & Services	Gordon White...	874.46 · Mains...		32.61	-117.49
Credit Card Charge	01/12/2018	180118	874 Mains & Services	Family Dollar	874.46 · Mains...		25.66	-143.15
Credit Card Charge	01/15/2018	180118	921 Office Supplies	E&S Oil	921.46 · Office...		45.84	-188.99
Credit Card Charge	01/17/2018	180118	874 Mains & Services	RC Pumps	874.46 · Mains...		14.74	-203.73
Credit Card Charge	01/19/2018	180118	921 Office Supplies	E&S Oil	921.46 · Office...		34.40	-238.13
Credit Card Charge	01/19/2018	180118	887 Maintenance of ...	La Roca	887.46 · Maint...		32.15	-270.28
Credit Card Charge	01/19/2018	180118	874 Mains & Services	Hollywood Ga...	874.46 · Mains...		107.52	-377.80
Credit Card Charge	01/20/2018	180118	921 Office Supplies	E&S Oil	921.46 · Office...		27.80	-405.60
Credit Card Charge	01/25/2018	180118	921 Office Supplies	E&S Oil	921.46 · Office...		60.00	-465.60
Credit Card Charge	02/01/2018	180118	United States Postal...	Velma PO	6130 · Postage		50.00	-515.60
Credit Card Charge	02/01/2018	180212	921 Office Supplies	E&S Oil	921.46 · Office...		40.50	-556.10
Credit Card Charge	02/01/2018	180212	887 Maintenance of ...	McDonalds	887.46 · Maint...		5.27	-561.37
Credit Card Charge	02/01/2018	180212	874 Mains & Services	Harbor Freigh...	874.46 · Mains...		17.42	-578.79
Credit Card Charge	02/05/2018	180212	921 Office Supplies	E&S Oil	921.46 · Office...		51.50	-630.29
Credit Card Charge	02/06/2018	180212	925 I/D Safety & Se...	Sooner Fire &...	925 · I/D - Safe...		40.00	-670.29
Check	02/06/2018	ACH	Bank 7 Credit Cards		1107 · Checkin...	671.29		1.00
Credit Card Charge	02/08/2018	180212	921 Office Supplies	E&S Oil	921.46 · Office...		48.00	-47.00
Credit Card Charge	02/08/2018	180212	874 Mains & Services	Mike Hellack ...	874.46 · Mains...		350.00	-397.00

Navitas Utility Corporation
General Ledger
As of December 31, 2018

Type	Date	Num	Name	Memo	Split	Debit	Credit	Balance
Credit Card Charge	02/09/2018	180212	887 Maintenance of ...	Boom A rang	887.46 · Maint...		18.16	-415.16
Credit Card Charge	02/12/2018	180226	887 Maintenance of ...	El Fenix	887.46 · Maint...		70.69	-485.85
Credit Card Charge	02/12/2018	180226	887 Maintenance of ...	Jimmy's Eggs	887.46 · Maint...		28.37	-514.22
Credit Card Charge	02/13/2018	180226	874 Mains & Services	Gordon White...	874.46 · Mains...		27.18	-541.40
Credit Card Charge	02/13/2018	180309	887 Maintenance of ...	**Chuckwago...	887.46 · Maint...		18.88	-560.28
Credit Card Charge	02/15/2018	180226	921 Office Supplies	E&S Oil	921.46 · Office...		53.20	-613.48
Credit Card Charge	02/15/2018	180226	921 Office Supplies	E&S Oil	921.46 · Office...		43.00	-656.48
Credit Card Charge	02/17/2018	180226	874 Mains & Services	Walmart	874.46 · Mains...		21.59	-678.07
Credit Card Charge	02/19/2018	180226	921 Office Supplies	E&S Oil	921.46 · Office...		38.60	-716.67
Credit Card Charge	02/20/2018	180226	921 Office Supplies	E&S Oil	921.46 · Office...		14.33	-731.00
Credit Card Charge	02/23/2018	180226	921 Office Supplies	E&S Oil	921.46 · Office...		46.00	-777.00
Credit Card Charge	02/24/2018	180301	887 Maintenance of ...	El Fenix	887.46 · Maint...		22.72	-799.72
Credit Card Charge	02/26/2018	180301	887 Maintenance of ...	McDonalds	887.46 · Maint...		5.27	-804.99
Credit Card Charge	02/26/2018	180301	921 Office Supplies	E&S Oil	921.46 · Office...		48.30	-853.29
Check	03/05/2018	ACH	Bank 7 Credit Cards		1107 · Checkin...	853.29		0.00
Credit Card Charge	03/05/2018	180320	921 Office Supplies	E&S Oil	921.46 · Office...		50.90	-50.90
Credit Card Charge	03/08/2018	180320	921 Office Supplies	E&S Oil	921.46 · Office...		43.20	-94.10
Credit Card Charge	03/14/2018	180320	921 Office Supplies	E&S Oil	921.46 · Office...		100.45	-194.55
Credit Card Charge	03/14/2018	180320	921 Office Supplies	E&S Oil	921.46 · Office...		55.50	-250.05
Credit Card Charge	03/15/2018	180320	874 Mains & Services	Martin Auto ...	874.46 · Mains...		20.64	-270.69
Credit Card Charge	03/21/2018	180320	874 Mains & Services	GP Rents	887.46 · Maint...		644.18	-914.87
Credit Card Charge	03/21/2018	180320	921 Office Supplies	E&S Oil	921.46 · Office...		53.30	-968.17
Credit Card Charge	03/21/2018	180320	921 Office Supplies	E&S Oil	921.46 · Office...		15.50	-983.67
Credit Card Charge	03/22/2018	180320	921 Office Supplies	E&S Oil	921.46 · Office...		11.00	-994.67
Credit Card Charge	03/22/2018	180320	887 Maintenance of ...	El Fenix	887.46 · Maint...		28.28	-1,022.95
Credit Card Charge	03/23/2018	180320	921 Office Supplies	E&S Oil	921.46 · Office...		58.60	-1,081.55
Credit Card Credit	03/23/2018	180418	874 Mains & Services	GP Rents	887.46 · Maint...	232.62		-848.93
Credit Card Charge	03/27/2018	180320	921 Office Supplies	E&S Oil	921.46 · Office...		21.90	-870.83
Credit Card Charge	04/03/2018	180320	874 Mains & Services	Montgomerty ...	874.46 · Mains...		163.27	-1,034.10
Credit Card Charge	04/04/2018	180320	921 Office Supplies	E&S Oil	921.46 · Office...		60.00	-1,094.10
Credit Card Charge	04/06/2018	180320	874 Mains & Services	Bartlesville P...	874.46 · Mains...		19.14	-1,113.24
Credit Card Charge	04/10/2018	180320	921 Office Supplies	E&S Oil	921.46 · Office...		53.65	-1,166.89
Credit Card Charge	04/12/2018	180504	921 Office Supplies	E&S OIL	921.46 · Office...		54.20	-1,221.09
Credit Card Charge	04/17/2018	180504	887 Maintenance of ...	Marilyn's Rest...	887.46 · Maint...		13.51	-1,234.60
Credit Card Charge	04/17/2018	180504	887 Maintenance of ...	Flipside Grill	887.46 · Maint...		32.15	-1,266.75
Credit Card Charge	04/17/2018	180504	921 Office Supplies	E&S OIL	921.46 · Office...		23.65	-1,290.40
Credit Card Charge	04/18/2018	180504	887 Maintenance of ...	Gran Central ...	887.46 · Maint...		15.42	-1,305.82
Credit Card Charge	04/18/2018	180504	887 Maintenance of ...	Allen Quick Pic	887.46 · Maint...		12.87	-1,318.69
Credit Card Charge	04/18/2018	180504	887 Maintenance of ...	Western Sizzlin	887.46 · Maint...		46.34	-1,365.03
Credit Card Charge	04/18/2018	180504	887 Maintenance of ...	Best Western	887.46 · Maint...		79.85	-1,444.88
Credit Card Charge	04/18/2018	180504	921 Office Supplies	Grand Central...	921.46 · Office...		46.50	-1,491.38
Credit Card Charge	04/18/2018	180504	874 Mains & Services	lowes	874.46 · Mains...		40.22	-1,531.60
Credit Card Charge	04/20/2018	180504	921 Office Supplies	E&S Oil	921.46 · Office...		40.00	-1,571.60
Credit Card Charge	04/23/2018	180504	887 Maintenance of ...	Speedy's	887.46 · Maint...		12.81	-1,584.41
Credit Card Charge	04/23/2018	180504	921 Office Supplies	E&S Oil	921.46 · Office...		54.50	-1,638.91
Credit Card Charge	04/23/2018	180504	874 Mains & Services	Hollywood's g...	874.46 · Mains...		15.00	-1,653.91
Credit Card Charge	04/23/2018	180504	874 Mains & Services	Wilson Tire C...	874.46 · Mains...		12.00	-1,665.91
Credit Card Charge	04/25/2018	180504	921 Office Supplies	E&S Oil	921.46 · Office...		46.00	-1,711.91
Credit Card Charge	04/26/2018	180504	887 Maintenance of ...	Chicken Run ...	887.46 · Maint...		24.64	-1,736.55

Navitas Utility Corporation
General Ledger
As of December 31, 2018

Type	Date	Num	Name	Memo	Split	Debit	Credit	Balance
Credit Card Charge	04/27/2018	180504	921 Office Supplies	E&S Oil	921.46 · Office...		57.00	-1,793.55
Check	04/27/2018	ACH	Bank 7 Credit Cards		1107 · Checkin...	1,950.74		157.19
Credit Card Charge	04/30/2018	180430	887 Maintenance of ...	Robbers Cav...	887.46 · Maint...		83.22	73.97
Credit Card Charge	04/30/2018	180430	887 Maintenance of ...	Wilburton Tra...	887.46 · Maint...		7.33	66.64
Credit Card Charge	04/30/2018	180430	887 Maintenance of ...	Gran Central ...	887.46 · Maint...		25.34	41.30
Credit Card Charge	05/01/2018	180501	874 Mains & Services	Tractor Suppl...	874.46 · Mains...		21.94	19.36
Credit Card Charge	05/01/2018	180501	887 Maintenance of ...	SQ Debs Din...	887.46 · Maint...		19.36	0.00
Credit Card Charge	05/01/2018	180501	887 Maintenance of ...	Robbers Cav...	887.46 · Maint...		83.22	-83.22
Credit Card Charge	05/01/2018	180501	887 Maintenance of ...	E-Z Mart	887.46 · Maint...		19.50	-102.72
Credit Card Charge	05/02/2018	180502	887 Maintenance of ...	SQ Debs Din...	887.46 · Maint...		29.54	-132.26
Credit Card Charge	05/02/2018	180502	887 Maintenance of ...	E-Z Mart	887.46 · Maint...		51.80	-184.06
Credit Card Charge	05/03/2018	180502	887 Maintenance of ...	Gran Central ...	887.46 · Maint...		11.85	-195.91
Credit Card Charge	05/03/2018	180501	887 Maintenance of ...	Pizza Hut	887.46 · Maint...		9.86	-205.77
Credit Card Charge	05/03/2018	180501	887 Maintenance of ...	Gran Central ...	887.46 · Maint...		12.99	-218.76
Credit Card Charge	05/09/2018	180509	887 Maintenance of ...	McDonalds	887.46 · Maint...		5.27	-224.03
Credit Card Charge	05/09/2018	180509	921 Office Supplies	E&S Oil	921.46 · Office...		63.10	-287.13
Credit Card Charge	05/10/2018	180510	921 Office Supplies	E&S Oil	921.46 · Office...		34.80	-321.93
Credit Card Charge	05/10/2018	180510	887 Maintenance of ...	McDonalds	887.46 · Maint...		5.27	-327.20
Credit Card Charge	05/11/2018	180511	874 Mains & Services	Hollywood's g...	874.46 · Mains...		59.84	-387.04
Credit Card Charge	05/14/2018	180514	874 Mains & Services	Gordon White...	874.46 · Mains...		47.84	-434.88
Credit Card Charge	05/21/2018	180521	887 Maintenance of ...	McDonalds	887.46 · Maint...		14.71	-449.59
Credit Card Charge	05/21/2018	180521	921 Office Supplies	E&S Oil	921.46 · Office...		54.50	-504.09
Credit Card Charge	05/22/2018	180522	887 Maintenance of ...	Dawns	887.46 · Maint...		34.17	-538.26
Credit Card Charge	05/22/2018	180522	921 Office Supplies	E&S Oil	921.46 · Office...		51.16	-589.42
Credit Card Charge	05/22/2018	180522	921 Office Supplies	E&S Oil	921.46 · Office...		47.69	-637.11
Credit Card Charge	05/23/2018	180523	887 Maintenance of ...	McDonalds	887.46 · Maint...		10.33	-647.44
Credit Card Charge	05/23/2018	180523	887 Maintenance of ...	Midway Fuel ...	887.46 · Maint...		55.00	-702.44
Credit Card Charge	05/23/2018	180523	887 Maintenance of ...	Gran Central ...	887.46 · Maint...		33.48	-735.92
Credit Card Charge	05/24/2018	180524	921 Office Supplies	E&S Oil	921.46 · Office...		51.65	-787.57
Credit Card Charge	05/29/2018	180529	921 Office Supplies	E&S Oil	921.46 · Office...		45.40	-832.97
Credit Card Charge	05/29/2018	180529	887 Maintenance of ...	Western Sizzlin	887.46 · Maint...		45.34	-878.31
Credit Card Charge	05/29/2018	180529	887 Maintenance of ...	Best Western	887.46 · Maint...		83.51	-961.82
Credit Card Charge	05/29/2018	180529	887 Maintenance of ...	Taco Bell	887.46 · Maint...		21.41	-983.23
Credit Card Charge	05/30/2018	180530	921 Office Supplies	E&S Oil	921.46 · Office...		50.10	-1,033.33
Credit Card Charge	05/30/2018	180530	874 Mains & Services	Family Dollar	874.46 · Mains...		45.32	-1,078.65
Credit Card Charge	05/30/2018	180529	874 Mains & Services	Lowes	874.46 · Mains...		64.67	-1,143.32
Credit Card Charge	05/30/2018	180530	887 Maintenance of ...	Pizza Hut	887.46 · Maint...		30.27	-1,173.59
Credit Card Charge	05/30/2018	180530	887 Maintenance of ...	Gran Central ...	887.46 · Maint...		26.41	-1,200.00
Credit Card Charge	05/30/2018	180530	887 Maintenance of ...	Merriman Cou...	887.46 · Maint...		17.92	-1,217.92
Credit Card Charge	06/02/2018	180602	921 Office Supplies	E&S Oil	921.46 · Office...		51.10	-1,269.02
Credit Card Charge	06/03/2018	180603	874 Mains & Services	Family Dollar	874.46 · Mains...		30.74	-1,299.76
Credit Card Charge	06/04/2018	180604	887 Maintenance of ...	Noelita Mexic...	887.46 · Maint...		44.49	-1,344.25
Credit Card Charge	06/04/2018	180604	921 Office Supplies	E&S Oil	921.46 · Office...		41.60	-1,385.85
Credit Card Charge	06/04/2018	180604	887 Maintenance of ...	Orshela Farm...	887.46 · Maint...		209.98	-1,595.83
Credit Card Charge	06/04/2018	180604	887 Maintenance of ...	Western Sizzlin	887.46 · Maint...		32.08	-1,627.91
Credit Card Charge	06/04/2018	180604	874 Mains & Services	Lowes	874.46 · Mains...		231.57	-1,859.48
Credit Card Charge	06/04/2018	180604	874 Mains & Services	TSC Tractor ...	874.46 · Mains...		168.60	-2,028.08
Credit Card Charge	06/05/2018	180606	887 Maintenance of ...	Discount Steeel	887.28 · Maint...		121.00	-2,149.08
Credit Card Charge	06/05/2018	180606	887 Maintenance of ...	Edi Quinton	887.46 · Maint...		25.70	-2,174.78

Navitas Utility Corporation
General Ledger
As of December 31, 2018

Type	Date	Num	Name	Memo	Split	Debit	Credit	Balance
Credit Card Charge	06/05/2018	180605	887 Maintenance of ...	Taco Bell	887.46 · Maint...		19.26	-2,194.04
Credit Card Charge	06/05/2018	180605	887 Maintenance of ...	Billy Sims BBQ	887.46 · Maint...		52.53	-2,246.57
Credit Card Charge	06/05/2018	180605	887 Maintenance of ...	Gran Central ...	887.46 · Maint...		40.45	-2,287.02
Credit Card Charge	06/05/2018	180605	887 Maintenance of ...	McDonalds	887.46 · Maint...		17.03	-2,304.05
Check	06/05/2018	ACH	Bank 7 Credit Cards		1107 · Checkin...	1,217.92		-1,086.13
Credit Card Charge	06/06/2018	180605	874 Mains & Services	Lowes	874.46 · Mains...		250.76	-1,336.89
Credit Card Charge	06/06/2018	180606	887 Maintenance of ...	Gran Central ...	887.46 · Maint...		20.82	-1,357.71
Credit Card Charge	06/06/2018	180606	874 Mains & Services	Lowes	874.46 · Mains...		69.49	-1,427.20
Credit Card Charge	06/06/2018	180606	887 Maintenance of ...	Gran Central ...	887.46 · Maint...		22.93	-1,450.13
Credit Card Charge	06/06/2018	180606	887 Maintenance of ...	KFC	887.46 · Maint...		16.18	-1,466.31
Credit Card Charge	06/07/2018	180607	887 Maintenance of ...	E-Z Mart	6242 · Fuel		50.00	-1,516.31
Credit Card Charge	06/07/2018	180607	887 Maintenance of ...	Taco Bell	887.46 · Maint...		23.59	-1,539.90
Credit Card Charge	06/07/2018	180607	887 Maintenance of ...	Gran Central ...	887.46 · Maint...		20.61	-1,560.51
Credit Card Charge	06/07/2018	180607	887 Maintenance of ...	Best Western	887.46 · Maint...		250.53	-1,811.04
Credit Card Charge	06/10/2018	180610	887 Maintenance of ...	Speedy GS C...	6242 · Fuel		44.50	-1,855.54
Credit Card Charge	06/11/2018	180611	887 Maintenance of ...	Adelita Mexic...	887.46 · Maint...		48.06	-1,903.60
Credit Card Charge	06/11/2018	180611	874 Mains & Services	Lowes	874.46 · Mains...		6.53	-1,910.13
Credit Card Charge	06/11/2018	180611	887 Maintenance of ...	East Gourmet...	887.46 · Maint...		30.38	-1,940.51
Credit Card Charge	06/11/2018	180611	887 Maintenance of ...	Allen Quick Pic	887.46 · Maint...		14.35	-1,954.86
Credit Card Charge	06/12/2018	180612	887 Maintenance of ...	Stigler Home ...	887.46 · Maint...		10.99	-1,965.85
Credit Card Charge	06/12/2018	180612	887 Maintenance of ...	Gran Central ...	887.46 · Maint...		19.48	-1,985.33
Credit Card Charge	06/12/2018	180612	887 Maintenance of ...	Pizza Hut	887.46 · Maint...		29.27	-2,014.60
Credit Card Charge	06/12/2018	180612	887 Maintenance of ...	Rib Crib BBQ	887.46 · Maint...		42.48	-2,057.08
Credit Card Charge	06/13/2018	180613	887 Maintenance of ...	E-Z Mart - fuel	6242 · Fuel		64.00	-2,121.08
Credit Card Charge	06/13/2018	180613	887 Maintenance of ...	Grand Central...	887.46 · Maint...		17.05	-2,138.13
Credit Card Charge	06/13/2018	180613	874 Mains & Services	TSC Tractor ...	874.46 · Mains...		304.23	-2,442.36
Credit Card Charge	06/13/2018	180613	887 Maintenance of ...	Adelita Mexic...	887.46 · Maint...		32.54	-2,474.90
Credit Card Charge	06/13/2018	180613	887 Maintenance of ...	Pop's BBQ	887.46 · Maint...		54.96	-2,529.86
Credit Card Charge	06/14/2018	180614	887 Maintenance of ...	Best Western	887.46 · Maint...		250.53	-2,780.39
Credit Card Charge	06/14/2018	180614	887 Maintenance of ...	Grand Central...	887.46 · Maint...		28.91	-2,809.30
Credit Card Charge	06/14/2018	180614	887 Maintenance of ...	Grand Central...	887.46 · Maint...		17.03	-2,826.33
Credit Card Charge	06/17/2018	180617	887 Maintenance of ...	Speedy	6242 · Fuel		55.00	-2,881.33
Credit Card Charge	06/18/2018	180618	874 Mains & Services	ATWoods	874.46 · Mains...		24.05	-2,905.38
Credit Card Charge	06/18/2018	180618	887 Maintenance of ...	Allen Quick Pic	887.46 · Maint...		16.01	-2,921.39
Credit Card Charge	06/18/2018	180618	887 Maintenance of ...	Pizza Hut	887.46 · Maint...		39.03	-2,960.42
Credit Card Charge	06/18/2018	180618	887 Maintenance of ...	E-Z Mart	887.46 · Maint...		18.81	-2,979.23
Credit Card Charge	06/18/2018	180618	887 Maintenance of ...	Marilta Resta...	887.46 · Maint...		22.60	-3,001.83
Credit Card Charge	06/18/2018	180618	874 Mains & Services	TrueValue	874.46 · Mains...		26.32	-3,028.15
Credit Card Charge	06/19/2018	180619	887 Maintenance of ...	Gran Central ...	887.46 · Maint...		15.01	-3,043.16
Credit Card Charge	06/19/2018	180619	887 Maintenance of ...	E-Z Mart	887.46 · Maint...		10.07	-3,053.23
Credit Card Charge	06/19/2018	180619	887 Maintenance of ...	McDonalds	887.46 · Maint...		19.31	-3,072.54
Credit Card Charge	06/19/2018	180619	887 Maintenance of ...	Adelita Mexic...	887.46 · Maint...		30.46	-3,103.00
Credit Card Charge	06/20/2018	180620	887 Maintenance of ...	Gran Central ...	887.46 · Maint...		18.25	-3,121.25
Credit Card Charge	06/20/2018	180620	887 Maintenance of ...	Allen Quick Pic	887.46 · Maint...		16.67	-3,137.92
Credit Card Charge	06/20/2018	180620	887 Maintenance of ...	E-Z Mart	887.46 · Maint...		6.51	-3,144.43
Credit Card Charge	06/20/2018	180620	887 Maintenance of ...	E-Z Mart	6242 · Fuel		52.01	-3,196.44
Credit Card Charge	06/20/2018	180620	874 Mains & Services	TrueValue	874.46 · Mains...		23.95	-3,220.39
Credit Card Charge	06/20/2018	180620	887 Maintenance of ...	Best Western	887.46 · Maint...		167.02	-3,387.41
Credit Card Charge	06/22/2018	180622	887 Maintenance of ...	La Roca Mexi...	887.46 · Maint...		50.30	-3,437.71

Navitas Utility Corporation
General Ledger
As of December 31, 2018

Type	Date	Num	Name	Memo	Split	Debit	Credit	Balance
Credit Card Charge	06/22/2018	180622	887 Maintenance of ...	E&S Oil Com...	6242 · Fuel		65.50	-3,503.21
Credit Card Charge	06/25/2018	180625	887 Maintenance of ...	Seasonal Sna...	6242 · Fuel		53.00	-3,556.21
Credit Card Charge	06/25/2018	180625	887 Maintenance of ...	Backhoe Diesel	6242 · Fuel		21.30	-3,577.51
Credit Card Charge	06/25/2018	180625	887 Maintenance of ...	PJS Diner	887.46 · Maint...		25.38	-3,602.89
Credit Card Charge	06/25/2018	180625	887 Maintenance of ...	Taco Bell	887.46 · Maint...		21.41	-3,624.30
Credit Card Charge	06/25/2018	180625	887 Maintenance of ...	E&S Oil Com...	6242 · Fuel		30.40	-3,654.70
Credit Card Charge	06/26/2018	180626	887 Maintenance of ...	Flipside Grill	887.46 · Maint...		40.16	-3,694.86
Credit Card Charge	06/26/2018	180626	887 Maintenance of ...	KFC	887.46 · Maint...		22.52	-3,717.38
Credit Card Charge	06/27/2018	180627	887 Maintenance of ...	Flipside Grill	887.46 · Maint...		38.92	-3,756.30
Credit Card Charge	06/27/2018	180627	887 Maintenance of ...	Billy Sims BBQ	887.46 · Maint...		35.02	-3,791.32
Credit Card Charge	06/28/2018	180628	887 Maintenance of ...	Grand Central...	887.46 · Maint...		15.63	-3,806.95
Credit Card Charge	06/28/2018	180628	887 Maintenance of ...	Merriman Cou...	887.46 · Maint...		16.67	-3,823.62
Credit Card Charge	06/28/2018	180628	887 Maintenance of ...	Grand Central...	887.46 · Maint...		14.55	-3,838.17
Credit Card Charge	06/28/2018	180628	887 Maintenance of ...	E-Z Mart	6242 · Fuel		51.85	-3,890.02
Credit Card Charge	06/28/2018	180628	887 Maintenance of ...	Best Western	887.46 · Maint...		249.81	-4,139.83
Credit Card Charge	06/29/2018	180629	887 Maintenance of ...	E&S Oil Com...	6242 · Fuel		55.00	-4,194.83
Credit Card Charge	07/02/2018	180702	887 Maintenance of ...	Adelita Mexic...	887.46 · Maint...		32.46	-4,227.29
Credit Card Charge	07/02/2018	180702	887 Maintenance of ...	Krebs Korner	887.46 · Maint...		13.00	-4,240.29
Credit Card Charge	07/02/2018	180702	874 Mains & Services	Lowes	874.46 · Mains...		152.21	-4,392.50
Credit Card Charge	07/02/2018	180702	887 Maintenance of ...	Grand Central...	887.46 · Maint...		23.37	-4,415.87
Credit Card Charge	07/03/2018	180703	887 Maintenance of ...	Grand Central...	887.46 · Maint...		20.50	-4,436.37
Credit Card Charge	07/03/2018	180703	887 Maintenance of ...	Pizza Hut	887.46 · Maint...		30.27	-4,466.64
Credit Card Charge	07/03/2018	180703	887 Maintenance of ...	Braums	887.46 · Maint...		13.62	-4,480.26
Credit Card Charge	07/04/2018	180704	887 Maintenance of ...	E-Z Mart - fuel	6242 · Fuel		66.00	-4,546.26
Credit Card Charge	07/04/2018	180704	887 Maintenance of ...	McDonalds	887.46 · Maint...		17.79	-4,564.05
Credit Card Charge	07/04/2018	180704	887 Maintenance of ...	E-Z Mart - Food	887.46 · Maint...		4.34	-4,568.39
Credit Card Charge	07/04/2018	180704	887 Maintenance of ...	Arbys	887.46 · Maint...		18.90	-4,587.29
Credit Card Charge	07/04/2018	180704	887 Maintenance of ...	Walmart	887.46 · Maint...		61.45	-4,648.74
Credit Card Charge	07/05/2018	180705	887 Maintenance of ...	E-Z Mart - Food	887.46 · Maint...		4.34	-4,653.08
Credit Card Charge	07/05/2018	180705	887 Maintenance of ...	Grand Central...	887.46 · Maint...		17.91	-4,670.99
Credit Card Charge	07/05/2018	180705	887 Maintenance of ...	Taco Bell	887.46 · Maint...		17.98	-4,688.97
Credit Card Charge	07/05/2018	180705	887 Maintenance of ...	Best Western	887.46 · Maint...		249.45	-4,938.42
Credit Card Charge	07/06/2018	180706	United States Postal...	Velma PO Box	6130 · Postage		72.00	-5,010.42
Credit Card Charge	07/06/2018	180706	887 Maintenance of ...	WWC-Spirits	887.46 · Maint...		24.16	-5,034.58
Credit Card Charge	07/06/2018	180706	887 Maintenance of ...	Subway	887.46 · Maint...		28.61	-5,063.19
Credit Card Charge	07/06/2018	180706	887 Maintenance of ...	E&S Oil Com...	6242 · Fuel		54.00	-5,117.19
Credit Card Charge	07/08/2018	180708	887 Maintenance of ...	Speedy GS C...	6242 · Fuel		27.50	-5,144.69
Credit Card Charge	07/08/2018	180708	887 Maintenance of ...	Speedy GS C...	887.46 · Maint...		7.21	-5,151.90
Credit Card Charge	07/09/2018	180709	887 Maintenance of ...	Adelita Mexic...	887.46 · Maint...		34.19	-5,186.09
Credit Card Charge	07/09/2018	180709	887 Maintenance of ...	Grand Central...	887.46 · Maint...		17.29	-5,203.38
Credit Card Charge	07/09/2018	180709	887 Maintenance of ...	McDonalds	887.46 · Maint...		9.94	-5,213.32
Credit Card Charge	07/10/2018	180710	887 Maintenance of ...	Jimmy's Egg ...	887.46 · Maint...		24.76	-5,238.08
Credit Card Charge	07/10/2018	180711	887 Maintenance of ...	Pizza Hut	887.46 · Maint...		19.48	-5,257.56
Credit Card Charge	07/10/2018	180710	887 Maintenance of ...	Rib Crib BBQ	887.46 · Maint...		42.48	-5,300.04
Credit Card Charge	07/10/2018	180710	874 Mains & Services	Lowes	874.46 · Mains...		18.13	-5,318.17
Credit Card Charge	07/10/2018	180710	874 Mains & Services	Lowes	874.46 · Mains...		55.76	-5,373.93
Credit Card Charge	07/11/2018	180711	887 Maintenance of ...	E-Z Mart - fuel	6242 · Fuel		58.50	-5,432.43
Credit Card Charge	07/11/2018	180711	887 Maintenance of ...	Debs Diner	887.46 · Maint...		15.54	-5,447.97
Credit Card Charge	07/11/2018	180711	887 Maintenance of ...	Best Western	887.46 · Maint...		166.30	-5,614.27

Navitas Utility Corporation
General Ledger
As of December 31, 2018

Type	Date	Num	Name	Memo	Split	Debit	Credit	Balance
Credit Card Charge	07/12/2018	180712	887 Maintenance of ...	E&S Oil Com...	6242 · Fuel		46.45	-5,660.72
Credit Card Charge	07/13/2018	180713	887 Maintenance of ...	E&S Oil Com...	6242 · Fuel		62.25	-5,722.97
Credit Card Charge	07/16/2018	180716	887 Maintenance of ...	Adelita Mexic...	887.46 · Maint...		28.72	-5,751.69
Credit Card Charge	07/16/2018	180716	887 Maintenance of ...	E-Z Mart - Food	887.46 · Maint...		15.22	-5,766.91
Credit Card Charge	07/16/2018	180716	887 Maintenance of ...	Stigler Home ...	887.46 · Maint...		69.26	-5,836.17
Credit Card Charge	07/16/2018	180716	887 Maintenance of ...	E&S Oil Com...	6242 · Fuel		46.00	-5,882.17
Credit Card Charge	07/16/2018	180716	887 Maintenance of ...	Subway	887.46 · Maint...		31.79	-5,913.96
Credit Card Charge	07/17/2018	180717	887 Maintenance of ...	Rib Crib BBQ	887.46 · Maint...		39.70	-5,953.66
Credit Card Charge	07/17/2018	180717	887 Maintenance of ...	McDonalds	887.46 · Maint...		19.49	-5,973.15
Credit Card Charge	07/17/2018	180717	887 Maintenance of ...	E-Z Mart - Food	887.46 · Maint...		10.65	-5,983.80
Credit Card Charge	07/17/2018	180717	887 Maintenance of ...	Wheeler Metals	887.46 · Maint...		167.71	-6,151.51
Credit Card Charge	07/18/2018	180718	887 Maintenance of ...	Grand Central...	887.46 · Maint...		25.97	-6,177.48
Credit Card Charge	07/18/2018	180718	887 Maintenance of ...	Best Western	887.46 · Maint...		166.30	-6,343.78
Credit Card Charge	07/20/2018	180720	887 Maintenance of ...	E&S Oil Com...	6242 · Fuel		59.00	-6,402.78
Credit Card Charge	07/20/2018	180720	887 Maintenance of ...	WWC-Spirits	887.46 · Maint...		29.51	-6,432.29
Check	07/23/2018	ACH	Bank 7 Credit Cards		1107 · Checkin...	4,194.83		-2,237.46
Credit Card Charge	07/23/2018	180722	887 Maintenance of ...	Speedy GS C...	6242 · Fuel		45.00	-2,282.46
Credit Card Charge	07/23/2018	180723	887 Maintenance of ...	E-Z Mart - Food	887.46 · Maint...		15.22	-2,297.68
Credit Card Charge	07/23/2018	180723	887 Maintenance of ...	Grand Central...	887.46 · Maint...		21.73	-2,319.41
Credit Card Charge	07/23/2018	180723	887 Maintenance of ...	Taco Bell	887.46 · Maint...		15.60	-2,335.01
Credit Card Charge	07/23/2018	180723	874 Mains & Services	Lowes	874.46 · Mains...		159.36	-2,494.37
Credit Card Charge	07/23/2018	180723	887 Maintenance of ...	Discount Steeel	874.46 · Mains...		789.36	-3,283.73
Credit Card Charge	07/24/2018	180724	887 Maintenance of ...	Grand Central...	887.46 · Maint...		58.00	-3,341.73
Credit Card Charge	07/24/2018	180724	887 Maintenance of ...	E-Z Mart - Food	887.46 · Maint...		5.20	-3,346.93
Credit Card Charge	07/24/2018	180724	887 Maintenance of ...	Rib Crib BBQ	887.46 · Maint...		41.99	-3,388.92
Credit Card Charge	07/24/2018	180724	887 Maintenance of ...	Grand Central...	887.46 · Maint...		13.91	-3,402.83
Credit Card Charge	07/24/2018	180724	887 Maintenance of ...	Debs Diner	887.46 · Maint...		19.07	-3,421.90
Credit Card Charge	07/25/2018	180725	887 Maintenance of ...	Long John Si...	887.46 · Maint...		20.86	-3,442.76
Credit Card Charge	07/25/2018	180725	887 Maintenance of ...	McDonalds	887.46 · Maint...		12.00	-3,454.76
Credit Card Charge	07/25/2018	180725	887 Maintenance of ...	Best Western	887.46 · Maint...		166.30	-3,621.06
Credit Card Charge	07/26/2018	180726	887 Maintenance of ...	E&S Oil Com...	6242 · Fuel		53.70	-3,674.76
Credit Card Charge	07/30/2018	180730	887 Maintenance of ...	E-Z Mart - Fuel	887.46 · Maint...		56.30	-3,731.06
Credit Card Charge	07/30/2018	180730	887 Maintenance of ...	Dobber's Roa...	887.46 · Maint...		63.11	-3,794.17
Credit Card Charge	07/30/2018	180730	887 Maintenance of ...	Grandas Pizza	887.46 · Maint...		20.36	-3,814.53
Credit Card Charge	07/30/2018	180730	887 Maintenance of ...	McDonalds	887.46 · Maint...		19.10	-3,833.63
Credit Card Charge	07/31/2018	180731	887 Maintenance of ...	Long John Si...	887.46 · Maint...		32.88	-3,866.51
Credit Card Charge	07/31/2018	180731	887 Maintenance of ...	Rib Crib BBQ	887.46 · Maint...		43.67	-3,910.18
Credit Card Charge	07/31/2018	180731	887 Maintenance of ...	Discount Steeel	887.46 · Maint...		488.95	-4,399.13
Credit Card Charge	07/31/2018	180731	887 Maintenance of ...	Grand Central...	887.46 · Maint...		13.79	-4,412.92
Credit Card Charge	08/01/2018	180801	887 Maintenance of ...	McDonalds	887.46 · Maint...		20.75	-4,433.67
Credit Card Charge	08/02/2018	180801	887 Maintenance of ...	Pizza Hut	887.46 · Maint...		22.42	-4,456.09
Credit Card Charge	08/02/2018	180801	887 Maintenance of ...	Grand Central...	887.46 · Maint...		31.07	-4,487.16
Credit Card Charge	08/02/2018	180801	887 Maintenance of ...	E-Z Mart - Fuel	887.46 · Maint...		25.21	-4,512.37
Credit Card Charge	08/02/2018	180802	887 Maintenance of ...	Best Western	887.46 · Maint...		249.45	-4,761.82
Check	08/02/2018	ACH	Bank 7 Credit Cards		1107 · Checkin...	4,399.13		-362.69
Credit Card Charge	08/02/2018	180802	887 Maintenance of ...	E&S Oil Com...	6242 · Fuel		58.60	-421.29
General Journal	08/03/2018	180803		Annual Fee fo...	2275 · Johnny ...		49.00	-470.29
Credit Card Charge	08/06/2018	180806	887 Maintenance of ...	Taco Bell	887.46 · Maint...		23.04	-493.33
Credit Card Charge	08/06/2018	180806	887 Maintenance of ...	PJS DINER	887.46 · Maint...		31.89	-525.22

Navitas Utility Corporation
General Ledger
As of December 31, 2018

Type	Date	Num	Name	Memo	Split	Debit	Credit	Balance
Credit Card Charge	08/06/2018	180806	887 Maintenance of ...	E-Z Mart - Food	887.46 · Maint...		6.51	-531.73
Credit Card Charge	08/07/2018	180807	887 Maintenance of ...	E-Z Mart - Fuel	887.46 · Maint...		64.70	-596.43
Credit Card Charge	08/07/2018	180807	887 Maintenance of ...	Grand Central...	887.46 · Maint...		15.73	-612.16
Credit Card Charge	08/07/2018	180807	887 Maintenance of ...	Pizza Hut	887.46 · Maint...		29.27	-641.43
Credit Card Charge	08/07/2018	180807	887 Maintenance of ...	Long John Sil...	887.46 · Maint...		22.29	-663.72
Credit Card Charge	08/08/2018	180808	887 Maintenance of ...	Grand Central...	887.46 · Maint...		23.59	-687.31
Credit Card Charge	08/08/2018	180808	887 Maintenance of ...	Grand Central...	887.46 · Maint...		36.72	-724.03
Credit Card Charge	08/08/2018	180808	887 Maintenance of ...	Best Western	887.46 · Maint...		166.30	-890.33
Credit Card Charge	08/09/2018	180809	887 Maintenance of ...	E&S Oil Com...	6242 · Fuel		50.00	-940.33
Credit Card Charge	08/10/2018	180810	874 Mains & Services	Family Dollar	874.46 · Mains...		17.47	-957.80
Credit Card Charge	08/13/2018	180813	887 Maintenance of ...	Western Sizzlin	887.46 · Maint...		46.08	-1,003.88
Credit Card Charge	08/13/2018	180813	887 Maintenance of ...	Grand Central...	887.46 · Maint...		8.04	-1,011.92
Credit Card Charge	08/13/2018	180813	887 Maintenance of ...	Grand Central...	887.46 · Maint...		18.49	-1,030.41
Check	08/14/2018	ACH	Bank 7 Credit Cards		1107 · Checkin...	34.54		-995.87
Credit Card Charge	08/14/2018	180814	874 Mains & Services	Wheeler Metals	874.46 · Mains...		252.84	-1,248.71
Credit Card Charge	08/14/2018	180814	887 Maintenance of ...	McDonalds	887.46 · Maint...		15.14	-1,263.85
Credit Card Charge	08/14/2018	180814	921 Office Supplies	Circle K	921.46 · Office...		59.30	-1,323.15
Credit Card Charge	08/14/2018	180814	887 Maintenance of ...	Grand Central...	887.46 · Maint...		15.76	-1,338.91
Credit Card Charge	08/15/2018	180815	887 Maintenance of ...	Grand Central...	887.46 · Maint...		19.98	-1,358.89
Credit Card Charge	08/15/2018	180815	874 Mains & Services	Lowes	874.46 · Mains...		86.12	-1,445.01
Credit Card Charge	08/15/2018	180815	887 Maintenance of ...	Grand Central...	887.46 · Maint...		24.46	-1,469.47
Credit Card Charge	08/16/2018	180816	887 Maintenance of ...	Best Western	887.46 · Maint...		226.35	-1,695.82
Credit Card Charge	08/16/2018	180816	887 Maintenance of ...	E-Z Mart - Fuel	887.46 · Maint...		60.00	-1,755.82
Credit Card Charge	08/16/2018	180816	887 Maintenance of ...	Grand Central...	887.46 · Maint...		12.06	-1,767.88
Credit Card Charge	08/16/2018	180816	887 Maintenance of ...	Grand Central...	887.46 · Maint...		21.96	-1,789.84
Credit Card Charge	08/17/2018	180817	887 Maintenance of ...	Jason's - flat t...	887.46 · Maint...		15.00	-1,804.84
Credit Card Charge	08/20/2018	180820	887 Maintenance of ...	E&S Oil Com...	6242 · Fuel		46.25	-1,851.09
Credit Card Charge	08/20/2018	180820	887 Maintenance of ...	El Fenix - Win...	887.46 · Maint...		26.36	-1,877.45
Credit Card Charge	08/21/2018	180824	887 Maintenance of ...	E&S Oil Com...	6242 · Fuel		32.00	-1,909.45
Credit Card Charge	08/21/2018	180821	887 Maintenance of ...	Marilyn's Rest...	887.46 · Maint...		12.31	-1,921.76
Credit Card Charge	08/21/2018	180821	887 Maintenance of ...	McDonalds	887.46 · Maint...		5.16	-1,926.92
Credit Card Charge	08/21/2018	180821	887 Maintenance of ...	***J&I Manufa...	887.46 · Maint...		347.05	-2,273.97
Credit Card Charge	08/22/2018	180822	887 Maintenance of ...	E-Z Mart - Fuel	887.46 · Maint...		52.55	-2,326.52
Credit Card Charge	08/22/2018	180822	887 Maintenance of ...	Marilyn's Rest...	887.46 · Maint...		12.51	-2,339.03
Credit Card Charge	08/22/2018	180822	887 Maintenance of ...	Grand Central...	887.46 · Maint...		28.38	-2,367.41
Credit Card Charge	08/22/2018	180822	887 Maintenance of ...	Grand Central...	887.46 · Maint...		26.41	-2,393.82
Credit Card Charge	08/22/2018	180822	874 Mains & Services	Lowes	874.46 · Mains...		82.34	-2,476.16
Credit Card Charge	08/23/2018	180823	887 Maintenance of ...	Grand Central...	887.46 · Maint...		14.89	-2,491.05
Credit Card Charge	08/23/2018	180823	887 Maintenance of ...	E-Z Mart - Food	887.46 · Maint...		9.77	-2,500.82
Credit Card Charge	08/23/2018	180823	887 Maintenance of ...	Best Western	887.46 · Maint...		166.30	-2,667.12
Credit Card Charge	08/26/2018	180826	887 Maintenance of ...	Speedy GS C...	887.46 · Maint...		46.50	-2,713.62
Credit Card Charge	08/27/2018	180827	887 Maintenance of ...	Taco Mayo- f...	887.46 · Maint...		6.84	-2,720.46
Credit Card Charge	08/27/2018	180827	887 Maintenance of ...	McDonalds	887.46 · Maint...		11.53	-2,731.99
Credit Card Charge	08/27/2018	180827	887 Maintenance of ...	Grand Central...	887.46 · Maint...		11.54	-2,743.53
Credit Card Charge	08/27/2018	180827	887 Maintenance of ...	E-Z Mart - Food	887.46 · Maint...		12.82	-2,756.35
Credit Card Charge	08/27/2018	180827	874 Mains & Services	Walmart - Kin...	874.46 · Mains...		84.06	-2,840.41
Credit Card Credit	08/27/2018	180827	874 Mains & Services	Walmart - Kin...	874.46 · Mains...	21.49		-2,818.92
Credit Card Charge	08/28/2018	180828	887 Maintenance of ...	Grand Central...	887.46 · Maint...		13.91	-2,832.83
Credit Card Charge	08/28/2018	180828	887 Maintenance of ...	Grand Central...	887.46 · Maint...		15.98	-2,848.81

Navitas Utility Corporation
General Ledger
As of December 31, 2018

Type	Date	Num	Name	Memo	Split	Debit	Credit	Balance
Credit Card Charge	08/28/2018	180828	887 Maintenance of ...	KFC	887.46 · Maint...		9.08	-2,857.89
Credit Card Charge	08/28/2018	180828	887 Maintenance of ...	TSC Tractor ...	887.46 · Maint...		322.40	-3,180.29
Credit Card Charge	08/29/2018	180829	887 Maintenance of ...	Grand Central...	887.46 · Maint...		11.19	-3,191.48
Credit Card Charge	08/29/2018	180829	887 Maintenance of ...	E-Z Mart - Food	887.46 · Maint...		8.07	-3,199.55
Credit Card Charge	08/29/2018	180829	874 Mains & Services	Lowes - Kinta...	874.46 · Mains...		12.88	-3,212.43
Credit Card Charge	08/30/2018	180830	887 Maintenance of ...	Grand Central...	887.46 · Maint...		12.95	-3,225.38
Credit Card Charge	08/30/2018	180829	887 Maintenance of ...	Grand Central...	887.46 · Maint...		23.37	-3,248.75
Credit Card Charge	08/30/2018	180830	921 Office Supplies	Circle K	921.46 · Office...		59.00	-3,307.75
Credit Card Charge	08/30/2018	180830	887 Maintenance of ...	Best Western	887.46 · Maint...		249.45	-3,557.20
Credit Card Charge	09/03/2018	180831	887 Maintenance of ...	E&S Oil Com...	6242 · Fuel		49.70	-3,606.90
Credit Card Charge	09/03/2018	180831	887 Maintenance of ...	E&S Oil Com...	6242 · Fuel		48.00	-3,654.90
Credit Card Charge	09/04/2018	180904	887 Maintenance of ...	Marilyn's Rest...	887.46 · Maint...		13.51	-3,668.41
Credit Card Charge	09/04/2018	180904	887 Maintenance of ...	E-Z Mart - Food	887.46 · Maint...		11.94	-3,680.35
Credit Card Charge	09/04/2018	180904	887 Maintenance of ...	Subway	887.46 · Maint...		15.51	-3,695.86
Credit Card Charge	09/04/2018	180904	887 Maintenance of ...	Fillin Station -...	887.46 · Maint...		7.86	-3,703.72
Credit Card Charge	09/05/2018	180905	887 Maintenance of ...	E-Z Mart - Fuel	887.46 · Maint...		44.50	-3,748.22
Credit Card Charge	09/05/2018	180905	887 Maintenance of ...	Grand Central...	887.46 · Maint...		16.44	-3,764.66
Credit Card Charge	09/05/2018	180905	887 Maintenance of ...	Grand Central...	887.46 · Maint...		13.91	-3,778.57
Credit Card Charge	09/06/2018	180906	887 Maintenance of ...	Grand Central...	887.46 · Maint...		11.54	-3,790.11
Credit Card Charge	09/06/2018	180906	887 Maintenance of ...	Best Western	887.46 · Maint...		166.30	-3,956.41
Credit Card Charge	09/06/2018	180906	887 Maintenance of ...	E-Z Mart - Food	887.46 · Maint...		10.61	-3,967.02
Credit Card Charge	09/10/2018	180910	887 Maintenance of ...	Marilyn's Rest...	887.46 · Maint...		22.00	-3,989.02
Credit Card Charge	09/10/2018	180910	921 Office Supplies	Circle K	921.46 · Office...		64.50	-4,053.52
Credit Card Charge	09/10/2018	180910	887 Maintenance of ...	Grand Central...	887.46 · Maint...		26.20	-4,079.72
Credit Card Charge	09/10/2018	180910	887 Maintenance of ...	Grand Central...	887.46 · Maint...		13.47	-4,093.19
Credit Card Charge	09/11/2018	180911	887 Maintenance of ...	Grand Central...	887.46 · Maint...		26.86	-4,120.05
Credit Card Charge	09/11/2018	180911	887 Maintenance of ...	Marilyn's Rest...	887.46 · Maint...		12.51	-4,132.56
Credit Card Charge	09/11/2018	180911	874 Mains & Services	Lowes - Kinta...	874.46 · Mains...		65.68	-4,198.24
Credit Card Charge	09/11/2018	180911	874 Mains & Services	Quinton True ...	874.46 · Mains...		61.01	-4,259.25
Credit Card Charge	09/11/2018	180911	887 Maintenance of ...	Grand Central...	887.46 · Maint...		12.63	-4,271.88
Credit Card Charge	09/11/2018	180911	874 Mains & Services	Pryor Sand & ...	874.46 · Mains...		254.79	-4,526.67
Credit Card Charge	09/12/2018	180912	887 Maintenance of ...	Grand Central...	887.46 · Maint...		22.08	-4,548.75
Credit Card Charge	09/12/2018	180912	887 Maintenance of ...	E-Z Mart - Food	887.46 · Maint...		7.15	-4,555.90
Credit Card Charge	09/12/2018	180912	887 Maintenance of ...	El Fenix Wins...	887.46 · Maint...		31.63	-4,587.53
Credit Card Charge	09/12/2018	180912	887 Maintenance of ...	Best Western	887.46 · Maint...		166.30	-4,753.83
Check	09/13/2018	ACH	Bank 7 Credit Cards		1107 · Checkin...	3,557.20		-1,196.63
Credit Card Charge	09/13/2018	180913	887 Maintenance of ...	E&S Oil Com...	6242 · Fuel		70.50	-1,267.13
Credit Card Charge	09/17/2018	180917	887 Maintenance of ...	KFC	887.46 · Maint...		9.08	-1,276.21
Credit Card Charge	09/17/2018	180917	874 Mains & Services	J&I Manufact...	874.46 · Mains...		1,876.54	-3,152.75
Credit Card Charge	09/18/2018	180918	874 Mains & Services	Quinton True ...	874.46 · Mains...		7.18	-3,159.93
Credit Card Charge	09/18/2018	180918	887 Maintenance of ...	Taco Mayo- f...	887.46 · Maint...		6.84	-3,166.77
Credit Card Charge	09/18/2018	180918	887 Maintenance of ...	Grand Central...	887.46 · Maint...		18.49	-3,185.26
Credit Card Charge	09/18/2018	180918	887 Maintenance of ...	Best Western	887.46 · Maint...		249.45	-3,434.71
Credit Card Charge	09/19/2018	180919	887 Maintenance of ...	KFC	887.46 · Maint...		6.90	-3,441.61
Credit Card Charge	09/19/2018	180919	874 Mains & Services	Lowes - Kinta...	874.46 · Mains...		18.62	-3,460.23
Credit Card Charge	09/19/2018	180919	921 Office Supplies	Circle K	921.46 · Office...		69.00	-3,529.23
Credit Card Charge	09/19/2018	180919	887 Maintenance of ...	Grand Central...	887.46 · Maint...		14.37	-3,543.60
Credit Card Charge	09/19/2018	180919	887 Maintenance of ...	Grand Central...	887.46 · Maint...		15.57	-3,559.17
Credit Card Charge	09/19/2018	180919	887 Maintenance of ...	Grand Central...	887.46 · Maint...		22.93	-3,582.10

Navitas Utility Corporation
General Ledger
As of December 31, 2018

Type	Date	Num	Name	Memo	Split	Debit	Credit	Balance
Credit Card Charge	09/19/2018	180919	874 Mains & Services	B&L Tire	874.46 · Mains...		64.69	-3,646.79
Credit Card Charge	09/20/2018	180920	887 Maintenance of ...	Grand Central...	887.46 · Maint...		10.45	-3,657.24
Credit Card Charge	09/20/2018	180920	887 Maintenance of ...	Grand Central...	887.46 · Maint...		19.77	-3,677.01
Credit Card Charge	09/20/2018	180920	887 Maintenance of ...	E-Z Mart - Food	887.46 · Maint...		12.83	-3,689.84
Credit Card Charge	09/24/2018	180924	887 Maintenance of ...	E&S Oil Com...	6242 · Fuel		72.10	-3,761.94
Credit Card Charge	09/24/2018	180924	887 Maintenance of ...	Speedy GS C...	887.46 · Maint...		22.81	-3,784.75
Credit Card Charge	09/25/2018	180925	887 Maintenance of ...	E&S Oil Com...	6242 · Fuel		41.65	-3,826.40
Credit Card Charge	09/25/2018	180925	887 Maintenance of ...	Marilyn's Rest...	887.46 · Maint...		13.51	-3,839.91
Credit Card Charge	09/26/2018	180926	887 Maintenance of ...	E-Z Mart - Food	887.46 · Maint...		9.77	-3,849.68
Credit Card Charge	09/26/2018	180926	887 Maintenance of ...	E-Z Mart - Fuel	887.46 · Maint...		57.50	-3,907.18
Credit Card Charge	09/26/2018	180926	887 Maintenance of ...	Grand Central...	887.46 · Maint...		18.49	-3,925.67
Credit Card Charge	09/26/2018	180925	887 Maintenance of ...	Latta Truck a...	887.46 · Maint...		7.46	-3,933.13
Credit Card Charge	09/26/2018	180926	887 Maintenance of ...	Grand Central...	887.46 · Maint...		15.89	-3,949.02
Credit Card Charge	09/26/2018	180926	887 Maintenance of ...	Western Sizzlin	887.46 · Maint...		28.17	-3,977.19
Credit Card Charge	09/26/2018	180926	887 Maintenance of ...	Walmart	887.46 · Maint...		8.21	-3,985.40
Credit Card Charge	09/26/2018	180926	887 Maintenance of ...	Love's food	887.46 · Maint...		16.60	-4,002.00
Credit Card Charge	09/27/2018	180927	887 Maintenance of ...	Grand Central...	887.46 · Maint...		5.42	-4,007.42
Credit Card Charge	09/27/2018	180927	887 Maintenance of ...	Grand Central...	887.46 · Maint...		15.66	-4,023.08
Credit Card Charge	09/27/2018	180927	887 Maintenance of ...	Best Western	887.46 · Maint...		166.30	-4,189.38
Credit Card Charge	09/30/2018	180930	887 Maintenance of ...	E&S Oil Com...	6242 · Fuel		61.60	-4,250.98
Credit Card Charge	09/30/2018	180930	887 Maintenance of ...	Speedy GS C...	887.46 · Maint...		29.75	-4,280.73
Credit Card Charge	10/01/2018	181001	874 Mains & Services	Lowes - Kinta...	874.46 · Mains...		25.86	-4,306.59
Credit Card Charge	10/01/2018	181001	887 Maintenance of ...	KFC	887.46 · Maint...		13.17	-4,319.76
Credit Card Charge	10/02/2018	181001	887 Maintenance of ...	Marilyn's Rest...	887.46 · Maint...		23.15	-4,342.91
Credit Card Charge	10/02/2018	181001	887 Maintenance of ...	Marilyn's Rest...	887.46 · Maint...		23.02	-4,365.93
Credit Card Charge	10/02/2018	181002	887 Maintenance of ...	Roseanna's It...	887.46 · Maint...		36.03	-4,401.96
Credit Card Charge	10/02/2018	181002	874 Mains & Services	ATWoods- Ki...	874.46 · Mains...		8.72	-4,410.68
Credit Card Charge	10/02/2018	181002	887 Maintenance of ...	McDonalds	887.46 · Maint...		12.03	-4,422.71
Credit Card Charge	10/02/2018	181002	887 Maintenance of ...	E'S Hideaway...	887.46 · Maint...		32.97	-4,455.68
Credit Card Charge	10/03/2018	181003	887 Maintenance of ...	E-Z Mart - Fuel	887.46 · Maint...		20.30	-4,475.98
Credit Card Charge	10/03/2018	181003	921 Office Supplies	Circle K	921.46 · Office...		62.01	-4,537.99
Credit Card Charge	10/03/2018	181003	887 Maintenance of ...	Grand Central...	887.46 · Maint...		8.70	-4,546.69
Credit Card Charge	10/03/2018	181003	874 Mains & Services	Lowes - Kinta...	874.46 · Mains...		18.59	-4,565.28
Credit Card Charge	10/03/2018	181003	887 Maintenance of ...	E-Z Mart - Food	887.46 · Maint...		9.77	-4,575.05
Credit Card Charge	10/03/2018	181003	887 Maintenance of ...	Grand Central...	887.46 · Maint...		18.49	-4,593.54
Credit Card Charge	10/03/2018	181003	887 Maintenance of ...	McDonalds	887.46 · Maint...		5.15	-4,598.69
Credit Card Charge	10/04/2018	181004	887 Maintenance of ...	Best Western	887.46 · Maint...		249.63	-4,848.32
Credit Card Charge	10/04/2018	181004	887 Maintenance of ...	Grand Central...	887.46 · Maint...		8.70	-4,857.02
Credit Card Charge	10/04/2018	181004	887 Maintenance of ...	E&S Oil Com...	6242 · Fuel		51.55	-4,908.57
Credit Card Charge	10/05/2018	181005	887 Maintenance of ...	Family Dollar ...	887.46 · Maint...		5.46	-4,914.03
Credit Card Charge	10/08/2018	181008	887 Maintenance of ...	E&S Oil Com...	6242 · Fuel		40.50	-4,954.53
Check	10/09/2018	ACH	Bank 7 Credit Cards		1107 · Checkin...	4,319.76		-634.77
Credit Card Charge	10/10/2018	181010	887 Maintenance of ...	Outlaws Groc...	887.46 · Maint...		35.42	-670.19
Credit Card Charge	10/10/2018	181010	887 Maintenance of ...	E&S Oil Com...	6242 · Fuel		39.50	-709.69
Credit Card Charge	10/12/2018	181012	887 Maintenance of ...	E&S Oil Com...	6242 · Fuel		46.00	-755.69
Credit Card Charge	10/12/2018	181012	887 Maintenance of ...	bruce-gary gu...	887.46 · Maint...		28.16	-783.85
Credit Card Charge	10/15/2018	181015	887 Maintenance of ...	E&S Oil Com...	6242 · Fuel		62.06	-845.91
Credit Card Charge	10/16/2018	181016	874 Mains & Services	Sharpe's Dep...	874.46 · Mains...		98.54	-944.45
Credit Card Charge	10/19/2018	181019	887 Maintenance of ...	E&S Oil Com...	6242 · Fuel		60.00	-1,004.45

Navitas Utility Corporation
General Ledger
As of December 31, 2018

Type	Date	Num	Name	Memo	Split	Debit	Credit	Balance
Credit Card Charge	10/22/2018	181022	887 Maintenance of ...	Front Pach C...	887.46 · Maint...		24.90	-1,029.35
Credit Card Charge	10/23/2018	181023	887 Maintenance of ...	E&S Oil Com...	6242 · Fuel		40.00	-1,069.35
Credit Card Charge	10/23/2018	181023	887 Maintenance of ...	Fillin Station -...	887.46 · Maint...		8.89	-1,078.24
Credit Card Charge	10/23/2018	181023	887 Maintenance of ...	El Caporal Me...	887.46 · Maint...		24.14	-1,102.38
Credit Card Charge	10/23/2018	181023	874 Mains & Services	Lowes - Kinta...	874.46 · Mains...		622.53	-1,724.91
Credit Card Charge	10/24/2018	181024	887 Maintenance of ...	E-Z Mart - Fuel	887.46 · Maint...		45.70	-1,770.61
Credit Card Charge	10/24/2018	181024	887 Maintenance of ...	Grand Central...	887.46 · Maint...		13.29	-1,783.90
Credit Card Charge	10/24/2018	181024	887 Maintenance of ...	Grand Central...	887.46 · Maint...		27.29	-1,811.19
Credit Card Credit	10/24/2018	181024	874 Mains & Services	Lowes - Kinta...	874.46 · Mains...	130.61		-1,680.58
Credit Card Charge	10/24/2018	181024	874 Mains & Services	Milroc - new v...	874.46 · Mains...		91.28	-1,771.86
Credit Card Charge	10/24/2018	181024	887 Maintenance of ...	Best Western	887.46 · Maint...		166.66	-1,938.52
Credit Card Charge	10/25/2018	181025	887 Maintenance of ...	USPS	6130 · Postage		50.00	-1,988.52
Credit Card Charge	10/28/2018	181028	887 Maintenance of ...	E&S Oil Com...	6242 · Fuel		43.80	-2,032.32
Credit Card Charge	10/28/2018	181028	887 Maintenance of ...	E&S Oil Com...	6242 · Fuel		0.52	-2,032.84
Credit Card Charge	10/29/2018	181029	887 Maintenance of ...	Arbys	887.46 · Maint...		7.33	-2,040.17
Credit Card Charge	10/29/2018	181029	887 Maintenance of ...	Grand Central...	887.46 · Maint...		8.57	-2,048.74
Credit Card Charge	10/29/2018	181029	887 Maintenance of ...	Grand Central...	887.46 · Maint...		17.61	-2,066.35
Credit Card Charge	10/30/2018	181030	887 Maintenance of ...	E&S Oil Com...	6242 · Fuel		70.55	-2,136.90
Credit Card Charge	10/30/2018	181030	887 Maintenance of ...	Marilyn's Rest...	887.46 · Maint...		22.19	-2,159.09
Credit Card Charge	10/30/2018	181030	874 Mains & Services	Walmart - rai...	874.46 · Mains...		54.44	-2,213.53
Credit Card Charge	10/30/2018	181030	887 Maintenance of ...	Roseanna's It...	887.46 · Maint...		25.54	-2,239.07
Credit Card Charge	10/30/2018	181030	887 Maintenance of ...	Best Western	887.46 · Maint...		83.33	-2,322.40
Credit Card Charge	11/01/2018	181101	887 Maintenance of ...	Front Porch C...	887.46 · Maint...		21.40	-2,343.80
Credit Card Charge	11/04/2018	181104	887 Maintenance of ...	E&S Oil Com...	6242 · Fuel		43.00	-2,386.80
Check	11/05/2018	ACH	Bank 7 Credit Cards		1107 · Checkin...	2,343.80		-43.00
Credit Card Charge	11/05/2018	181105	887 Maintenance of ...	Outlaws Groc...	887.46 · Maint...		34.84	-77.84
Credit Card Charge	11/05/2018	181105	887 Maintenance of ...	Marilyn's Rest...	887.46 · Maint...		13.54	-91.38
Credit Card Charge	11/06/2018	181106	887 Maintenance of ...	Barns	887.46 · Maint...		29.07	-120.45
Credit Card Charge	11/06/2018	181106	887 Maintenance of ...	E-Z Mart - Fuel	887.46 · Maint...		44.70	-165.15
Credit Card Charge	11/06/2018	181106	887 Maintenance of ...	Grand Central...	887.46 · Maint...		14.77	-179.92
Credit Card Charge	11/06/2018	181106	887 Maintenance of ...	Marilyn's Rest...	887.46 · Maint...		24.13	-204.05
Credit Card Charge	11/06/2018	181106	887 Maintenance of ...	Arbys	887.46 · Maint...		7.33	-211.38
Credit Card Charge	11/07/2018	181107	887 Maintenance of ...	Grand Central...	887.46 · Maint...		6.61	-217.99
Credit Card Charge	11/07/2018	181107	874 Mains & Services	Lowes	874.46 · Mains...		21.12	-239.11
Credit Card Charge	11/07/2018	181107	887 Maintenance of ...	Best Western	887.46 · Maint...		166.66	-405.77
Credit Card Charge	11/18/2018	181118	887 Maintenance of ...	E&S Oil Com...	6242 · Fuel		45.00	-450.77
Credit Card Charge	11/19/2018	181119	887 Maintenance of ...	E-Z Mart - Fuel	887.46 · Maint...		47.51	-498.28
Credit Card Charge	11/19/2018	181119	887 Maintenance of ...	McDonalds	887.46 · Maint...		10.50	-508.78
Credit Card Charge	11/19/2018	181119	887 Maintenance of ...	KFC	887.46 · Maint...		9.64	-518.42
Credit Card Charge	11/19/2018	181119	887 Maintenance of ...	Adelita's Mexi...	887.46 · Maint...		66.55	-584.97
Credit Card Charge	11/20/2018	181120	887 Maintenance of ...	E-Z Mart - Food	887.46 · Maint...		10.18	-595.15
Credit Card Charge	11/20/2018	181120	887 Maintenance of ...	Grand Central...	887.46 · Maint...		12.96	-608.11
Credit Card Charge	11/20/2018	181120	887 Maintenance of ...	Long John Sil...	887.46 · Maint...		12.13	-620.24
Credit Card Charge	11/20/2018	181120	874 Mains & Services	EDI	874.46 · Mains...		127.18	-747.42
Credit Card Charge	11/21/2018	181121	887 Maintenance of ...	E-Z Mart - Fuel	887.46 · Maint...		60.90	-808.32
Credit Card Charge	11/21/2018	181121	887 Maintenance of ...	Grand Central...	887.46 · Maint...		13.29	-821.61
Credit Card Charge	11/21/2018	181121	887 Maintenance of ...	Best Western	887.46 · Maint...		177.08	-998.69
Credit Card Charge	11/26/2018	181126	887 Maintenance of ...	E&S Oil Com...	6242 · Fuel		33.50	-1,032.19
Credit Card Charge	11/27/2018	181127	887 Maintenance of ...	E&S Oil Com...	6242 · Fuel		30.50	-1,062.69

Navitas Utility Corporation
General Ledger
As of December 31, 2018

Type	Date	Num	Name	Memo	Split	Debit	Credit	Balance
Credit Card Charge	11/27/2018	181127	887 Maintenance of ...	E-Z Mart - Food	887.46 · Maint...		20.52	-1,083.21
Credit Card Charge	11/27/2018	181127	887 Maintenance of ...	Long John Sil...	887.46 · Maint...		10.13	-1,093.34
Credit Card Charge	11/28/2018	181128	887 Maintenance of ...	El Arco- Food	887.46 · Maint...		23.17	-1,116.51
Credit Card Charge	11/28/2018	181128	887 Maintenance of ...	E-Z Mart - Fuel	887.46 · Maint...		52.00	-1,168.51
Credit Card Charge	11/28/2018	181128	887 Maintenance of ...	Grand Central...	887.46 · Maint...		13.29	-1,181.80
Credit Card Charge	11/28/2018	181128	887 Maintenance of ...	PJS Diner - F...	887.46 · Maint...		25.50	-1,207.30
Credit Card Charge	11/29/2018	181129	887 Maintenance of ...	E-Z Mart - Food	887.46 · Maint...		18.01	-1,225.31
Credit Card Charge	11/29/2018	181127	887 Maintenance of ...	E-Z Mart - Food	887.46 · Maint...		7.37	-1,232.68
Credit Card Charge	11/29/2018	181129	887 Maintenance of ...	E-Z Mart - Fuel	887.46 · Maint...		38.00	-1,270.68
Credit Card Charge	11/29/2018	181129	887 Maintenance of ...	E-Z Mart - Food	887.46 · Maint...		16.14	-1,286.82
Credit Card Charge	11/29/2018	181129	887 Maintenance of ...	Grand Central...	887.46 · Maint...		12.95	-1,299.77
Credit Card Charge	11/29/2018	181129	887 Maintenance of ...	Best Western	887.46 · Maint...		166.66	-1,466.43
Credit Card Charge	11/30/2018	181130	874 Mains & Services	Hollywood's ...	874.46 · Mains...		94.79	-1,561.22
Credit Card Charge	11/30/2018	181130	887 Maintenance of ...	E&S Oil Com...	6242 · Fuel		41.50	-1,602.72
Credit Card Charge	12/03/2018	181203	887 Maintenance of ...	Grand Central...	887.46 · Maint...		33.48	-1,636.20
Credit Card Charge	12/03/2018	181203	874 Mains & Services	E&S Oil Com...	874.46 · Mains...		2.17	-1,638.37
Credit Card Charge	12/03/2018	181203	874 Mains & Services	Lowes	874.46 · Mains...		218.40	-1,856.77
Credit Card Charge	12/03/2018	181203	887 Maintenance of ...	Marilyn's Rest...	887.46 · Maint...		13.54	-1,870.31
Credit Card Charge	12/03/2018	181203	887 Maintenance of ...	E-Z Mart - Fuel	887.46 · Maint...		54.01	-1,924.32
Check	12/04/2018	ACH	Bank 7 Credit Cards		1107 · Checkin...	1,561.22		-363.10
Credit Card Charge	12/04/2018	181204	887 Maintenance of ...	Grandpa's piz...	887.46 · Maint...		16.42	-379.52
Credit Card Charge	12/04/2018	181204	887 Maintenance of ...	E-Z Mart - Food	887.46 · Maint...		25.05	-404.57
Credit Card Charge	12/04/2018	181204	887 Maintenance of ...	Marilyn's Rest...	887.46 · Maint...		13.54	-418.11
Credit Card Charge	12/04/2018	181204	887 Maintenance of ...	Grand Central...	887.46 · Maint...		17.41	-435.52
Credit Card Charge	12/05/2018	181205	887 Maintenance of ...	Grand Central...	887.46 · Maint...		18.05	-453.57
Credit Card Charge	12/05/2018	181205	887 Maintenance of ...	Marilyn's Rest...	887.46 · Maint...		25.84	-479.41
Credit Card Charge	12/05/2018	181205	887 Maintenance of ...	Grand Central...	887.46 · Maint...		13.29	-492.70
Credit Card Charge	12/05/2018	181205	887 Maintenance of ...	E-Z Mart - Fuel	887.46 · Maint...		52.50	-545.20
Credit Card Charge	12/06/2018	181206	887 Maintenance of ...	Grand Central...	887.46 · Maint...		9.89	-555.09
Credit Card Charge	12/06/2018	181206	887 Maintenance of ...	Grand Central...	887.46 · Maint...		22.66	-577.75
Credit Card Charge	12/06/2018	181206	887 Maintenance of ...	Best Western	887.46 · Maint...		249.99	-827.74
Credit Card Charge	12/07/2018	181207	887 Maintenance of ...	E&S Oil Com...	6242 · Fuel		36.50	-864.24
Credit Card Charge	12/07/2018	181207	874 Mains & Services	Walmart	874.46 · Mains...		43.39	-907.63
Credit Card Charge	12/10/2018	181210	887 Maintenance of ...	Allen Quick Pi...	887.46 · Maint...		12.88	-920.51
Credit Card Charge	12/10/2018	181210	887 Maintenance of ...	Marilyn's Rest...	887.46 · Maint...		13.10	-933.61
Credit Card Charge	12/10/2018	181210	887 Maintenance of ...	Subway	887.46 · Maint...		21.60	-955.21
Credit Card Charge	12/10/2018	181210	887 Maintenance of ...	E&S Oil Com...	6242 · Fuel		33.00	-988.21
Credit Card Charge	12/11/2018	181211	887 Maintenance of ...	Grand Central...	887.46 · Maint...		12.28	-1,000.49
Credit Card Charge	12/11/2018	181211	887 Maintenance of ...	Marilyn's Rest...	887.46 · Maint...		12.77	-1,013.26
Credit Card Charge	12/11/2018	181211	887 Maintenance of ...	Grand Central...	887.46 · Maint...		35.99	-1,049.25
Credit Card Charge	12/11/2018	181211	874 Mains & Services	ATWoods- Ki...	874.46 · Mains...		151.09	-1,200.34
Credit Card Charge	12/11/2018	181211	887 Maintenance of ...	E-Z Mart - Fuel	887.46 · Maint...		44.70	-1,245.04
Credit Card Charge	12/12/2018	181212	887 Maintenance of ...	Marilyn's Rest...	887.46 · Maint...		13.54	-1,258.58
Credit Card Charge	12/12/2018	181212	887 Maintenance of ...	Grand Central...	887.46 · Maint...		27.29	-1,285.87
Credit Card Charge	12/12/2018	181212	887 Maintenance of ...	Grand Central...	887.46 · Maint...		13.29	-1,299.16
Credit Card Charge	12/13/2018	181213	887 Maintenance of ...	Best Western	887.46 · Maint...		249.99	-1,549.15
Credit Card Charge	12/16/2018	181216	887 Maintenance of ...	E&S Oil Com...	6242 · Fuel		50.60	-1,599.75
Credit Card Charge	12/17/2018	181217	874 Mains & Services	Metal Mart - K...	874.46 · Mains...		143.19	-1,742.94
Credit Card Charge	12/17/2018	181217	874 Mains & Services	Sutherlands - ...	874.46 · Mains...		197.52	-1,940.46

Navitas Utility Corporation
General Ledger
As of December 31, 2018

Type	Date	Num	Name	Memo	Split	Debit	Credit	Balance
Credit Card Charge	12/17/2018	181217	887 Maintenance of ...	Grand Central...	887.46 · Maint...		11.87	-1,952.33
Credit Card Charge	12/17/2018	181217	887 Maintenance of ...	Marilyn's Rest...	887.46 · Maint...		12.05	-1,964.38
Credit Card Charge	12/18/2018	181218	887 Maintenance of ...	E-Z Mart - pro...	887.46 · Maint...		25.05	-1,989.43
Credit Card Charge	12/18/2018	181218	887 Maintenance of ...	Pizza Hut	887.46 · Maint...		20.52	-2,009.95
Credit Card Charge	12/18/2018	181218	887 Maintenance of ...	Grand Central...	887.46 · Maint...		10.77	-2,020.72
Credit Card Charge	12/18/2018	181218	887 Maintenance of ...	Western Sizzlin	887.46 · Maint...		27.00	-2,047.72
Credit Card Charge	12/18/2018	181218	887 Maintenance of ...	E-Z Mart - fuel	887.46 · Maint...		44.40	-2,092.12
Credit Card Charge	12/19/2018	181219	887 Maintenance of ...	E&S Oil Com...	6242 · Fuel		39.50	-2,131.62
Credit Card Charge	12/19/2018	181219	887 Maintenance of ...	Grand Central...	887.46 · Maint...		20.06	-2,151.68
Credit Card Charge	12/19/2018	181219	887 Maintenance of ...	Popeye- food	887.46 · Maint...		17.54	-2,169.22
Credit Card Charge	12/19/2018	181219	887 Maintenance of ...	Best Western	887.46 · Maint...		166.66	-2,335.88
Credit Card Charge	12/26/2018	181226	887 Maintenance of ...	E&S Oil Com...	6242 · Fuel		47.00	-2,382.88
Total 2289 · Bruce Lynn 0844						30,720.13	28,190.70	-2,382.88
2290 · Scott Kniess 0851								-1,406.02
Credit Card Charge	01/01/2018	180118	887 Maintenance of ...	McDonalds	887.46 · Maint...		8.78	-1,414.80
Credit Card Charge	01/02/2018	180118	887 Maintenance of ...	Subway	887.46 · Maint...		22.32	-1,437.12
Credit Card Charge	01/02/2018	180118	921 Office Supplies	Gran Central	921.46 · Office...		58.00	-1,495.12
Credit Card Charge	01/04/2018	180118	874 Mains & Services	Nix Auto	874.46 · Mains...		101.94	-1,597.06
Credit Card Charge	01/05/2018	180118	921 Office Supplies	Gran Central	921.46 · Office...		44.00	-1,641.06
Check	01/08/2018	ACH	Bank 7 Credit Cards		1107 · Checkin...	1,641.06		0.00
Credit Card Charge	01/10/2018	180118	887 Maintenance of ...	Chuckwagon ...	887.46 · Maint...		42.08	-42.08
Credit Card Charge	01/10/2018	180118	921 Office Supplies	Gran Central	921.46 · Office...		41.00	-83.08
Credit Card Charge	01/10/2018	180118	921 Office Supplies	CTS	921.46 · Office...		43.00	-126.08
Credit Card Charge	01/13/2018	180118	921 Office Supplies	EZ mart	921.46 · Office...		40.00	-166.08
Credit Card Charge	01/17/2018	180212	921 Office Supplies	Gran Central	921.46 · Office...		40.00	-206.08
Credit Card Charge	01/22/2018	180212	921 Office Supplies	Gran Central	921.46 · Office...		32.00	-238.08
Credit Card Charge	01/31/2018	180212	921 Office Supplies	Gran Central	921.46 · Office...		50.00	-288.08
Credit Card Charge	02/02/2018	180212	921 Office Supplies	EZ Mart	921.46 · Office...		44.00	-332.08
Check	02/06/2018	ACH	Bank 7 Credit Cards		1107 · Checkin...	332.08		0.00
Credit Card Charge	02/12/2018	180212	921 Office Supplies	Gran Central	921.46 · Office...		56.01	-56.01
Credit Card Charge	02/12/2018	180309	887 Maintenance of ...	Dairy Queen	887.46 · Maint...		19.82	-75.83
Credit Card Charge	02/12/2018	180309	921 Office Supplies	**Circle K	921.46 · Office...		42.00	-117.83
Credit Card Charge	02/21/2018	180309	921 Office Supplies	Gran Central	921.46 · Office...		50.00	-167.83
Credit Card Charge	02/22/2018	180309	United States Postal...	Kinta PO	6130 · Postage		13.50	-181.33
Credit Card Charge	02/26/2018	180309	921 Office Supplies	Gran Central	921.46 · Office...		49.01	-230.34
Credit Card Charge	03/05/2018	180309	921 Office Supplies	Gran Central	921.46 · Office...		64.00	-294.34
Check	03/05/2018	ACH	Bank 7 Credit Cards		1107 · Checkin...	294.34		0.00
Credit Card Charge	03/06/2018	180419	921 Office Supplies	Shell	921.46 · Office...		47.00	-47.00
Credit Card Charge	03/08/2018	180419	921 Office Supplies	Gran Central	921.46 · Office...		59.00	-106.00
Credit Card Charge	03/08/2018	180419	921 Office Supplies	Gran Central	921.46 · Office...		35.00	-141.00
Credit Card Charge	03/14/2018	180419	921 Office Supplies	Gran Central	921.46 · Office...		62.00	-203.00
Credit Card Charge	03/28/2018	180419	921 Office Supplies	Gran Central	921.46 · Office...		42.00	-245.00
Credit Card Charge	04/02/2018	180419	921 Office Supplies	Gran Central	921.46 · Office...		46.00	-291.00
Credit Card Charge	04/03/2018	180419	921 Office Supplies	Speedys	921.46 · Office...		64.00	-355.00
Credit Card Charge	04/03/2018	180419	887 Maintenance of ...	Speedys	887.46 · Maint...		8.87	-363.87
Credit Card Charge	04/04/2018	180419	921 Office Supplies	Gran Central	921.46 · Office...		46.00	-409.87
Credit Card Charge	04/05/2018	180419	921 Office Supplies	EZ Mart	921.46 · Office...		14.00	-423.87

Navitas Utility Corporation
General Ledger
As of December 31, 2018

Type	Date	Num	Name	Memo	Split	Debit	Credit	Balance
Credit Card Charge	04/11/2018	180419	921 Office Supplies	Gran Central	921.46 · Office...		41.00	-464.87
Credit Card Charge	04/12/2018	180419	874 Mains & Services	Nix Auto	874.46 · Mains...		83.02	-547.89
Credit Card Charge	04/13/2018	180413	921 Office Supplies	WM Superce...	921.46 · Office...		19.45	-567.34
Credit Card Charge	04/14/2018	180414	921 Office Supplies	Stigler Home ...	6140 · Office c...		82.48	-649.82
Credit Card Charge	04/16/2018	180416	921 Office Supplies	Gran Central ...	921.46 · Office...		46.00	-695.82
Credit Card Charge	04/16/2018	180416	887 Maintenance of ...	Chuckwagon ...	887.46 · Maint...		36.80	-732.62
Credit Card Charge	04/17/2018	180417	921 Office Supplies	Gran Central ...	921.46 · Office...		53.00	-785.62
Credit Card Charge	04/17/2018	180417	921 Office Supplies	True Value	921.46 · Office...		40.45	-826.07
Credit Card Charge	04/20/2018	180420	921 Office Supplies	E-Z Mart	921.46 · Office...		60.00	-886.07
Credit Card Charge	04/27/2018	180427	921 Office Supplies	Gran Central ...	921.46 · Office...		38.00	-924.07
Check	04/27/2018	ACH	Bank 7 Credit Cards		1107 · Checkin...	924.07		0.00
Credit Card Charge	04/30/2018	180430	921 Office Supplies	Gran Central ...	921.46 · Office...		52.00	-52.00
Credit Card Charge	05/02/2018	180502	921 Office Supplies	E-Z Mart	921.46 · Office...		56.00	-108.00
Credit Card Charge	05/08/2018	180508	921 Office Supplies	Gran Central ...	921.46 · Office...		67.01	-175.01
Credit Card Charge	05/13/2018	180513	921 Office Supplies	E-Z Mart	921.46 · Office...		54.00	-229.01
Credit Card Charge	05/14/2018	180514	921 Office Supplies	E-Z Mart	921.46 · Office...		56.00	-285.01
Credit Card Charge	05/18/2018	180518	921 Office Supplies	E-Z Mart	921.46 · Office...		56.00	-341.01
Credit Card Charge	05/23/2018	180523	921 Office Supplies	Shell	921.46 · Office...		56.00	-397.01
Credit Card Charge	06/01/2018	180601	921 Office Supplies	McDonalds	921.46 · Office...		10.24	-407.25
Credit Card Charge	06/01/2018	180601	921 Office Supplies	Fiesta Mart	921.46 · Office...		68.00	-475.25
Credit Card Charge	06/02/2018	180602	921 Office Supplies	Circle K	921.46 · Office...		60.00	-535.25
Credit Card Charge	06/04/2018	180604	921 Office Supplies	Krebs Korner	921.46 · Office...		15.00	-550.25
Credit Card Charge	06/05/2018	180605	921 Office Supplies	Gran Central ...	921.46 · Office...		50.00	-600.25
Check	06/05/2018	ACH	Bank 7 Credit Cards		1107 · Checkin...	397.01		-203.24
Credit Card Charge	06/08/2018	180608	921 Office Supplies	Circle K	921.46 · Office...		41.00	-244.24
Credit Card Charge	06/13/2018	180613	921 Office Supplies	E-Z Mart	921.46 · Office...		55.15	-299.39
Credit Card Charge	06/13/2018	180613	921 Office Supplies	TSC Tractor ...	921.46 · Office...		30.72	-330.11
Credit Card Charge	06/16/2018	180616	921 Office Supplies	E-Z Mart	921.46 · Office...		54.00	-384.11
Credit Card Charge	06/18/2018	180618	921 Office Supplies	E-Z Mart	921.46 · Office...		18.50	-402.61
Credit Card Charge	06/20/2018	180620	921 Office Supplies	True Value	921.46 · Office...		8.70	-411.31
Credit Card Charge	06/21/2018	180621	921 Office Supplies	E-Z Mart	921.46 · Office...		47.00	-458.31
Credit Card Charge	06/23/2018	180623	921 Office Supplies	A to Z Factory...	921.46 · Office...		28.66	-486.97
Credit Card Charge	06/25/2018	180625	921 Office Supplies	E-Z Mart	921.46 · Office...		45.00	-531.97
Credit Card Charge	06/27/2018	180627	887 Maintenance of ...	McDonalds	887.46 · Maint...		12.51	-544.48
Credit Card Charge	06/27/2018	180627	921 Office Supplies	E-Z Mart	921.46 · Office...		9.23	-553.71
Credit Card Charge	06/27/2018	180627	921 Office Supplies	E-Z Mart	921.46 · Office...		14.00	-567.71
Credit Card Charge	06/27/2018	180627	921 Office Supplies	E-Z Mart	921.46 · Office...		13.99	-581.70
Credit Card Charge	06/27/2018	180627	921 Office Supplies	E-Z Mart	921.46 · Office...		55.00	-636.70
Credit Card Charge	06/28/2018	180628	921 Office Supplies	E-Z Mart	921.46 · Office...		19.77	-656.47
Credit Card Charge	07/02/2018	180702	921 Office Supplies	Gran Central ...	921.46 · Office...		21.00	-677.47
Credit Card Charge	07/02/2018	180702	921 Office Supplies	Gran Central ...	921.46 · Office...		64.00	-741.47
Credit Card Charge	07/05/2018	180705	921 Office Supplies	E-Z Mart	921.46 · Office...		16.80	-758.27
Credit Card Charge	07/06/2018	180706	921 Office Supplies	Gran Central ...	921.46 · Office...		44.00	-802.27
Credit Card Charge	07/09/2018	180709	921 Office Supplies	Shell	921.46 · Office...		42.00	-844.27
Credit Card Charge	07/16/2018	180716	921 Office Supplies	Gran Central ...	921.46 · Office...		49.01	-893.28
Credit Card Charge	07/17/2018	180717	887 Maintenance of ...	McDonalds	887.46 · Maint...		19.14	-912.42
Credit Card Charge	07/18/2018	180718	921 Office Supplies	Gran Central ...	921.46 · Office...		53.00	-965.42
Credit Card Charge	07/20/2018	18007...	921 Office Supplies	Krebs Korner-...	921.46 · Office...		50.00	-1,015.42
Check	07/23/2018	ACH	Bank 7 Credit Cards		1107 · Checkin...	656.47		-358.95

Navitas Utility Corporation
General Ledger
As of December 31, 2018

Type	Date	Num	Name	Memo	Split	Debit	Credit	Balance
Credit Card Charge	07/23/2018	180723	921 Office Supplies	Gran Central ...	921.46 · Office...		27.00	-385.95
Credit Card Charge	07/23/2018	180723	887 Maintenance of ...	Zaxby's	887.46 · Maint...		13.04	-398.99
Credit Card Charge	07/24/2018	180724	887 Maintenance of ...	Mexico Joe's	887.46 · Maint...		17.13	-416.12
Credit Card Charge	07/25/2018	180725	887 Maintenance of ...	Mexico Joe's	887.46 · Maint...		15.60	-431.72
Credit Card Charge	07/26/2018	18007...	921 Office Supplies	Kum and Go -...	921.46 · Office...		56.00	-487.72
Credit Card Charge	07/26/2018	180726	887 Maintenance of ...	Best Western	887.46 · Maint...		299.19	-786.91
Credit Card Charge	07/30/2018	180730	874 Mains & Services	Nix Auto	874.46 · Mains...		83.02	-869.93
Credit Card Charge	07/31/2018	180731	921 Office Supplies	Gran Central ...	921.46 · Office...		50.00	-919.93
Credit Card Charge	08/01/2018	180801	921 Office Supplies	Gran Central ...	921.46 · Office...		17.00	-936.93
Check	08/02/2018	ACH	Bank 7 Credit Cards		1107 · Checkin...	869.93		-67.00
Credit Card Charge	08/02/2018	180802	921 Office Supplies	Gran Central ...	921.46 · Office...		45.00	-112.00
General Journal	08/03/2018	180803		Annual Fee fo...	2275 · Johnny ...		49.00	-161.00
Credit Card Charge	08/06/2018	180806	921 Office Supplies	Phillips - fuel	921.46 · Office...		57.00	-218.00
Credit Card Charge	08/08/2018	180808	921 Office Supplies	E-Z Mart	921.46 · Office...		21.00	-239.00
Credit Card Charge	08/10/2018	180810	921 Office Supplies	Gran Central ...	921.46 · Office...		57.00	-296.00
Check	08/14/2018	ACH	Bank 7 Credit Cards		1107 · Checkin...	50.00		-246.00
Credit Card Charge	08/17/2018	180817	921 Office Supplies	Gran Central ...	921.46 · Office...		53.00	-299.00
Credit Card Charge	08/22/2018	180817	921 Office Supplies	Gran Central ...	921.46 · Office...		55.00	-354.00
Credit Card Charge	08/28/2018	180828	921 Office Supplies	Gran Central ...	921.46 · Office...		65.00	-419.00
Credit Card Charge	08/29/2018	180829	921 Office Supplies	E-Z Mart	921.46 · Office...		20.50	-439.50
Credit Card Charge	08/29/2018	180829	921 Office Supplies	E-Z Mart	921.46 · Office...		9.23	-448.73
Credit Card Charge	09/04/2018	180904	921 Office Supplies	E-Z Mart	6242 · Fuel		54.00	-502.73
Credit Card Charge	09/07/2018	180907	921 Office Supplies	Gran Central ...	921.46 · Office...		40.00	-542.73
Check	09/13/2018	ACH	Bank 7 Credit Cards		1107 · Checkin...	448.73		-94.00
Credit Card Charge	09/14/2018	180914	921 Office Supplies	Gran Central ...	921.46 · Office...		53.00	-147.00
Credit Card Charge	09/17/2018	180917	887 Maintenance of ...	Dairy Queen	887.46 · Maint...		17.02	-164.02
Credit Card Charge	09/17/2018	180917	921 Office Supplies	Gran Central ...	921.46 · Office...		60.00	-224.02
Credit Card Charge	09/18/2018	180918	921 Office Supplies	E-Z Mart - Fuel	6242 · Fuel		15.01	-239.03
Credit Card Charge	09/25/2018	180925	921 Office Supplies	E-Z Mart - Fuel	6242 · Fuel		61.00	-300.03
Credit Card Charge	10/01/2018	181001	921 Office Supplies	Gran Central ...	921.46 · Office...		54.00	-354.03
Credit Card Charge	10/04/2018	181004	921 Office Supplies	Kinta P.C.	921.46 · Office...		22.19	-376.22
Credit Card Charge	10/08/2018	181008	921 Office Supplies	Gran Central ...	921.46 · Office...		51.00	-427.22
Check	10/09/2018	ACH	Bank 7 Credit Cards		1107 · Checkin...	300.03		-127.19
Credit Card Charge	10/11/2018	181011	921 Office Supplies	Shell - fuel	921.46 · Office...		53.00	-180.19
Credit Card Charge	10/19/2018	181019	921 Office Supplies	Gran Central ...	921.46 · Office...		62.00	-242.19
Credit Card Charge	10/23/2018	181023	921 Office Supplies	Philips - fuel	921.46 · Office...		53.00	-295.19
Credit Card Charge	10/29/2018	181029	921 Office Supplies	Gran Central ...	921.46 · Office...		63.00	-358.19
Credit Card Charge	11/01/2018	181101	921 Office Supplies	Gran Central ...	921.46 · Office...		59.00	-417.19
Check	11/05/2018	ACH	Bank 7 Credit Cards		1107 · Checkin...	358.19		-59.00
Credit Card Charge	11/06/2018	181106	921 Office Supplies	E-Z Mart - Fuel	6242 · Fuel		72.05	-131.05
Credit Card Charge	11/09/2018	181109	921 Office Supplies	E-Z Mart - Fuel	6242 · Fuel		68.00	-199.05
Credit Card Charge	11/14/2018	181114	921 Office Supplies	Gran Central ...	921.46 · Office...		64.00	-263.05
Credit Card Charge	11/14/2018	181114	921 Office Supplies	Shell - fuel	921.46 · Office...		2.13	-265.18
Credit Card Charge	11/14/2018	181114	921 Office Supplies	Shell - fuel	921.46 · Office...		13.83	-279.01
Credit Card Charge	11/15/2018	181115	921 Office Supplies	Quinton	921.46 · Office...		31.60	-310.61
Credit Card Charge	11/17/2018	181117	921 Office Supplies	E-Z Mart	921.46 · Office...		60.01	-370.62
Credit Card Charge	11/21/2018	181121	921 Office Supplies	E-Z Mart	921.46 · Office...		29.80	-400.42
Credit Card Charge	11/22/2018	181122	921 Office Supplies	E-Z Mart	921.46 · Office...		51.00	-451.42
Credit Card Charge	11/27/2018	181127	921 Office Supplies	E-Z Mart	921.46 · Office...		54.00	-505.42

Navitas Utility Corporation
General Ledger
As of December 31, 2018

Type	Date	Num	Name	Memo	Split	Debit	Credit	Balance
Credit Card Charge	11/29/2018	181129	921 Office Supplies	E-Z Mart	921.46 · Office...		46.00	-551.42
Check	12/04/2018	ACH	Bank 7 Credit Cards		1107 · Checkin...	551.42		0.00
Credit Card Charge	12/05/2018	181205	921 Office Supplies	E-Z Mart	921.46 · Office...		45.00	-45.00
Credit Card Charge	12/19/2018	181219	921 Office Supplies	Gran Central ...	921.46 · Office...		50.00	-95.00
Credit Card Charge	12/20/2018	181220	921 Office Supplies	Shell - fuel	921.46 · Office...		44.00	-139.00
Credit Card Charge	12/28/2018	181228	921 Office Supplies	Cicle K - fuel	921.46 · Office...		40.00	-179.00
Total 2290 · Scott Kniess 0851						6,823.33	5,596.31	-179.00
2291 · Ross Modglin 1222								-10,348.86
Credit Card Charge	01/01/2018	180818	CQG		851.46 · Sys C...		205.00	-10,553.86
Credit Card Charge	01/02/2018	180118	1605 Office equipm...	Amazon	1605 · Office e...		469.00	-11,022.86
Credit Card Charge	01/02/2018	180118	921 Office Supplies	Amazon	6140 · Office c...		54.90	-11,077.76
Check	01/08/2018	ACH	Bank 7 Credit Cards		1107 · Checkin...	11,077.76		0.00
Credit Card Charge	01/10/2018	180118	921 Office Supplies	Amazon	6140 · Office c...		67.96	-67.96
Credit Card Charge	01/11/2018	180118	921 Office Supplies	Nest	6120 · Comm ...		20.00	-87.96
Credit Card Charge	01/11/2018	180209	921 Office Supplies	Lowe's	6140 · Office c...		21.51	-109.47
Credit Card Charge	01/11/2018	180209	921 Office Supplies	Amazon	6110 · Comm ...		25.74	-135.21
Credit Card Charge	01/11/2018	180212	921 Office Supplies	Dropbox	6120 · Comm ...		420.00	-555.21
Credit Card Charge	01/17/2018	180118	921 Office Supplies	Micro Center	6110 · Comm ...		145.45	-700.66
Credit Card Charge	01/17/2018	180118	921 Office Supplies	Amazon	6110 · Comm ...		31.19	-731.85
Credit Card Charge	01/18/2018	180209	FedEx		6130 · Postage		178.68	-910.53
Credit Card Charge	01/20/2018	180212	921 Office Supplies	SiteKreator	6120 · Comm ...		59.95	-970.48
Credit Card Charge	01/22/2018	180212	921 Office Supplies	**Amazon	6110 · Comm ...		7.99	-978.47
Credit Card Charge	01/23/2018	180212	921 Office Supplies	Microsoft	6120 · Comm ...		844.51	-1,822.98
Credit Card Charge	01/23/2018	180212	921 Office Supplies	**Amazon	6110 · Comm ...		462.25	-2,285.23
Credit Card Charge	01/26/2018	180209	United States Postal...	Harvest Station	6130 · Postage		250.00	-2,535.23
Credit Card Charge	01/26/2018	180209	1605 Office equipm...	Amazon	1605 · Office e...		304.69	-2,839.92
Credit Card Charge	01/31/2018	180209	921 Office Supplies	Amazon	6110 · Comm ...		162.93	-3,002.85
Credit Card Charge	02/01/2018	180209	CQG		851.46 · Sys C...		205.00	-3,207.85
Check	02/06/2018	ACH	Bank 7 Credit Cards		1107 · Checkin...	3,207.85		0.00
Credit Card Charge	02/09/2018	180309	921 Office Supplies	Nest	6120 · Comm ...		20.00	-20.00
Credit Card Charge	02/11/2018	180309	921 Office Supplies	Dropbox	6120 · Comm ...		420.00	-440.00
Credit Card Charge	02/12/2018	180219	921 Office Supplies	Icon Signs	6140 · Office c...		86.20	-526.20
Credit Card Charge	02/13/2018	180219	921 Office Supplies	GoDaddy	6120 · Comm ...		176.96	-703.16
Credit Card Charge	02/14/2018	180219	921 Office Supplies	Stater Bros	6140 · Office c...		21.37	-724.53
Credit Card Charge	02/15/2018	180219	921 Office Supplies	Amazon	6110 · Comm ...		129.71	-854.24
Credit Card Charge	02/18/2018	180219	921 Office Supplies	SiteKreator	6120 · Comm ...		59.95	-914.19
Credit Card Charge	02/19/2018	180219	1605 Office equipm...	Amazon	1605 · Office e...		586.40	-1,500.59
Credit Card Charge	02/20/2018	180226	921 Office Supplies	Shred Connect	6140 · Office c...		50.00	-1,550.59
Credit Card Charge	02/23/2018	180226	921 Office Supplies	UPS	6130 · Postage		64.86	-1,615.45
Credit Card Charge	02/23/2018	180226	921 Office Supplies	Amazon	6110 · Comm ...		99.96	-1,715.41
Credit Card Charge	02/23/2018	180309	921 Office Supplies	Microsoft	6120 · Comm ...		836.00	-2,551.41
Credit Card Charge	02/28/2018	180309	United States Postal...	usps.com	6130 · Postage		6.70	-2,558.11
Credit Card Charge	03/01/2018	180301	CQG		851.46 · Sys C...		205.00	-2,763.11
Credit Card Charge	03/01/2018	180301	903 Customer Reco...	UPS	6130 · Postage		67.36	-2,830.47
Credit Card Charge	03/01/2018	180305	921 Office Supplies	Micro Center	6110 · Comm ...		323.24	-3,153.71
Credit Card Charge	03/02/2018	180305	903 Customer Reco...	UPS	6130 · Postage		196.23	-3,349.94
Credit Card Charge	03/02/2018	180305	921 Office Supplies	Weldfabulous	6110 · Comm ...		55.85	-3,405.79

Navitas Utility Corporation
General Ledger
As of December 31, 2018

Type	Date	Num	Name	Memo	Split	Debit	Credit	Balance
Check	03/05/2018	ACH	Bank 7 Credit Cards		1107 · Checkin...	152.41		-3,253.38
Credit Card Charge	03/07/2018	180309	1605 Office equipm...	Amazon	1605 · Office e...		460.09	-3,713.47
Credit Card Charge	03/09/2018	180309	1605 Office equipm...	Amazon	-SPLIT-		1,138.26	-4,851.73
Credit Card Charge	03/09/2018	180309	921 Office Supplies	Nest	6120 · Comm ...		20.00	-4,871.73
Credit Card Charge	03/11/2018	180311	921 Office Supplies	Dropbox	6120 · Comm ...		420.00	-5,291.73
Credit Card Charge	03/12/2018	180320	1605 Office equipm...	Amazon	1605 · Office e...		230.37	-5,522.10
Credit Card Charge	03/13/2018	180320	921 Office Supplies	Amazon	6110 · Comm ...		208.00	-5,730.10
Credit Card Charge	03/18/2018	180418	921 Office Supplies	**Amazon	6140 · Office c...		121.63	-5,851.73
Credit Card Charge	03/19/2018	180418	921 Office Supplies	**Amazon	6140 · Office c...		559.08	-6,410.81
Credit Card Charge	03/20/2018	180418	921 Office Supplies	**Amazon	6140 · Office c...		22.54	-6,433.35
Credit Card Charge	03/21/2018	180418	921 Office Supplies	SiteKreator	6120 · Comm ...		59.95	-6,493.30
Credit Card Charge	03/23/2018	180323	921 Office Supplies	Microsoft	6120 · Comm ...		836.00	-7,329.30
Credit Card Charge	03/26/2018	180418	903 Customer Reco...	UPS	6130 · Postage		71.81	-7,401.11
Credit Card Charge	03/28/2018	180418	921 Office Supplies	Amazon	6140 · Office c...		25.04	-7,426.15
Credit Card Charge	03/28/2018	180418	921 Office Supplies	Amazon	6110 · Comm ...		234.43	-7,660.58
Credit Card Charge	04/02/2018	180402	CQG	CQG	851.46 · Sys C...		205.00	-7,865.58
Credit Card Charge	04/09/2018	180409	921 Office Supplies	Nest	6120 · Comm ...		20.00	-7,885.58
Credit Card Charge	04/11/2018	180411	921 Office Supplies	Dropbox	6120 · Comm ...		420.00	-8,305.58
Credit Card Charge	04/12/2018	180418	903 Customer Reco...	Uline	874.46 · Mains...		884.50	-9,190.08
Credit Card Charge	04/21/2018	180421	921 Office Supplies	SiteKreator	6120 · Comm ...		59.95	-9,250.03
Credit Card Charge	04/22/2018	180422	921 Office Supplies	Microsoft	6120 · Comm ...		836.00	-10,086.03
Credit Card Charge	04/23/2018	180423	921 Office Supplies	Micro Center	6110 · Comm ...		96.95	-10,182.98
Credit Card Charge	04/23/2018	180423	921 Office Supplies	TechSmith - ...	6110 · Comm ...		62.44	-10,245.42
Check	04/27/2018	ACH	Bank 7 Credit Cards		1107 · Checkin...	6,515.35		-3,730.07
Credit Card Charge	05/01/2018	180501	CQG	CQG	851.46 · Sys C...		888.62	-4,618.69
Credit Card Charge	05/03/2018	180503	923 Outside Services	Delaware Cor...	6120 · Comm ...		300.00	-4,918.69
Credit Card Charge	05/03/2018	180503	923 Outside Services	Incorp Services	6120 · Comm ...		31.00	-4,949.69
Credit Card Charge	05/08/2018	180508	921 Office Supplies	DropBox	6120 · Comm ...		1.50	-4,951.19
Credit Card Charge	05/09/2018	180520	921 Office Supplies	Nest Lab - Mo...	6120 · Comm ...		20.00	-4,971.19
Credit Card Charge	05/09/2018	180509	921 Office Supplies	Amazon	6140 · Office c...		436.39	-5,407.58
Credit Card Charge	05/09/2018	180509	921 Office Supplies	PCH INTELIUS	6120 · Comm ...		4.95	-5,412.53
Credit Card Charge	05/10/2018	180510	921 Office Supplies	DropBox	6120 · Comm ...		580.00	-5,992.53
Credit Card Charge	05/15/2018	47524	874 Mains & Services	Burris	874.46 · Mains...		1,100.08	-7,092.61
Credit Card Charge	05/15/2018	180515	921 Office Supplies	Amazon - Pri...	6110 · Comm ...		699.99	-7,792.60
Credit Card Charge	05/16/2018	85554...	921 Office Supplies	4Team Corpo...	6120 · Comm ...		119.00	-7,911.60
Credit Card Charge	05/17/2018	180517	903 Customer Reco...	UPS	6130 · Postage		6.70	-7,918.30
Credit Card Charge	05/20/2018	180520	921 Office Supplies	SiteKreator	6120 · Comm ...		59.95	-7,978.25
Credit Card Charge	05/22/2018	180522	903 Customer Reco...	UPS	6130 · Postage		6.70	-7,984.95
Credit Card Charge	05/23/2018	180523	921 Office Supplies	MSFT	6120 · Comm ...		868.27	-8,853.22
Credit Card Charge	05/29/2018	180529	921 Office Supplies	Amazon - har...	6110 · Comm ...		560.24	-9,413.46
Credit Card Charge	06/04/2018	783165	CQG	CQG	851.46 · Sys C...		410.00	-9,823.46
Credit Card Charge	06/05/2018	180605	921 Office Supplies	Amazon - Pri...	6110 · Comm ...		508.50	-10,331.96
Check	06/05/2018	ACH	Bank 7 Credit Cards		1107 · Checkin...	9,413.46		-918.50
Credit Card Charge	06/09/2018	180609	921 Office Supplies	Nest Lab - Mo...	6120 · Comm ...		20.00	-938.50
Credit Card Charge	06/11/2018	180611	921 Office Supplies	***DropBox	6120 · Comm ...		500.00	-1,438.50
Credit Card Charge	06/12/2018	180612	921 Office Supplies	Amazon - LE...	2000 · Acquisit...		316.79	-1,755.29
Credit Card Charge	06/12/2018	180612	921 Office Supplies	Amazon - TV ...	6110 · Comm ...		27.98	-1,783.27
Credit Card Charge	06/13/2018	180613	921 Office Supplies	PCH INTELIUS	6120 · Comm ...		4.95	-1,788.22
Credit Card Credit	06/16/2018	180616	921 Office Supplies	PCH INTELIUS	6120 · Comm ...	4.95		-1,783.27

Navitas Utility Corporation
General Ledger
As of December 31, 2018

Type	Date	Num	Name	Memo	Split	Debit	Credit	Balance
Credit Card Charge	06/17/2018	180617	923 Outside Services	***Shutterstock	6120 · Comm ...		49.00	-1,832.27
Credit Card Charge	06/21/2018	180621	903 Customer Reco...	UPS	6130 · Postage		69.30	-1,901.57
Credit Card Charge	06/21/2018	180621	921 Office Supplies	SiteKreator	6120 · Comm ...		59.95	-1,961.52
Credit Card Charge	06/23/2018	180623	921 Office Supplies	***MSFT	6120 · Comm ...		858.00	-2,819.52
Credit Card Charge	06/30/2018	180702	CQG	CQG	851.46 · Sys C...		410.00	-3,229.52
Credit Card Charge	07/03/2018	180703	921 Office Supplies	Amazon - Pri...	6110 · Comm ...		479.66	-3,709.18
Credit Card Charge	07/09/2018	180709	921 Office Supplies	Nest Lab - Mo...	6120 · Comm ...		20.00	-3,729.18
Credit Card Charge	07/10/2018	180710	921 Office Supplies	DropBox	6120 · Comm ...		500.00	-4,229.18
Credit Card Charge	07/11/2018	180711	903 Customer Reco...	UPS	6130 · Postage		89.37	-4,318.55
Credit Card Charge	07/21/2018	180721	921 Office Supplies	SiteKreator	6120 · Comm ...		59.95	-4,378.50
Check	07/23/2018	ACH	Bank 7 Credit Cards		1107 · Checkin...	3,229.52		-1,148.98
Credit Card Charge	07/23/2018	180723	921 Office Supplies	MSFT	6120 · Comm ...		858.00	-2,006.98
Credit Card Charge	07/25/2018	180725	903 Customer Reco...	UPS	6130 · Postage		76.52	-2,083.50
Credit Card Charge	07/30/2018	180730	CQG	CQG	851.46 · Sys C...		410.00	-2,493.50
Credit Card Charge	07/31/2018	180731	921 Office Supplies	Amazon - Cis...	6110 · Comm ...		197.41	-2,690.91
Credit Card Charge	08/01/2018	180801	921 Office Supplies	***Carbonite ...	6120 · Comm ...		28.49	-2,719.40
Credit Card Charge	08/02/2018	180731	921 Office Supplies	Amazon - Cis...	6110 · Comm ...		492.40	-3,211.80
Check	08/02/2018	ACH	Bank 7 Credit Cards		1107 · Checkin...	2,083.50		-1,128.30
General Journal	08/03/2018	180803		Annual Fee fo...	2275 · Johnny ...		49.00	-1,177.30
Credit Card Charge	08/07/2018	180807	921 Office Supplies	Valero - diese...	6140 · Office c...		99.63	-1,276.93
Credit Card Charge	08/09/2018	180809	921 Office Supplies	Nest Lab - Mo...	6120 · Comm ...		20.00	-1,296.93
Credit Card Charge	08/11/2018	180811	921 Office Supplies	DropBox	6120 · Comm ...		500.00	-1,796.93
Credit Card Charge	08/13/2018	180813	921 Office Supplies	Amazon - Mot...	6110 · Comm ...		14.99	-1,811.92
Check	08/14/2018	ACH	Bank 7 Credit Cards		1107 · Checkin...	635.90		-1,176.02
Credit Card Charge	08/21/2018	180821	921 Office Supplies	SiteKreator	6120 · Comm ...		59.95	-1,235.97
Credit Card Charge	08/22/2018	180822	921 Office Supplies	Lowes	6140 · Office c...		74.81	-1,310.78
Credit Card Credit	08/22/2018	180822	921 Office Supplies	Lowes	6140 · Office c...	74.81		-1,235.97
Credit Card Charge	08/22/2018	180822	921 Office Supplies	*** INT*IN W...	6140 · Office c...		501.45	-1,737.42
Credit Card Charge	08/27/2018	180827	921 Office Supplies	***MSFT	6120 · Comm ...		893.48	-2,630.90
Credit Card Charge	08/28/2018	180828	921 Office Supplies	Amazon - air ...	6110 · Comm ...		46.99	-2,677.89
Credit Card Charge	08/28/2018	180828	921 Office Supplies	Amazon - 2 x ...	6110 · Comm ...		34.18	-2,712.07
Credit Card Charge	08/31/2018	180831	921 Office Supplies	DropBox	6120 · Comm ...		7.10	-2,719.17
Credit Card Charge	08/31/2018	180831	921 Office Supplies	*** INT*IN W...	6140 · Office c...		1,150.00	-3,869.17
Credit Card Charge	09/03/2018	180831	CQG	CQG	851.46 · Sys C...		410.00	-4,279.17
Credit Card Charge	09/04/2018	180904	921 Office Supplies	Lowes	6140 · Office c...		322.17	-4,601.34
Credit Card Charge	09/06/2018	180906	921 Office Supplies	Amazon - Sur...	6110 · Comm ...		35.59	-4,636.93
Credit Card Charge	09/06/2018	180906ii	921 Office Supplies	Amazon - Sur...	6110 · Comm ...		38.76	-4,675.69
Credit Card Charge	09/09/2018	180909	921 Office Supplies	Nest Lab - Mo...	6120 · Comm ...		20.00	-4,695.69
Credit Card Charge	09/09/2018	180909	921 Office Supplies	Amazon	921 · Office Su...		901.62	-5,597.31
Credit Card Charge	09/11/2018	180911	921 Office Supplies	DropBox	6120 · Comm ...		520.00	-6,117.31
Check	09/13/2018	ACH	Bank 7 Credit Cards		1107 · Checkin...	3,869.17		-2,248.14
Credit Card Charge	09/19/2018	180919	903 Customer Reco...	USPS	6130 · Postage		6.70	-2,254.84
Credit Card Charge	09/19/2018	180919	921 Office Supplies	SiteKreator	6120 · Comm ...		59.95	-2,314.79
Credit Card Charge	09/21/2018	180921	921 Office Supplies	Amazon - Pri...	1605 · Office e...		757.69	-3,072.48
Credit Card Charge	09/21/2018	180921	874 Mains & Services	Fast Signs	874.46 · Mains...		237.96	-3,310.44
Credit Card Charge	09/23/2018	180923	921 Office Supplies	***MSFT	6120 · Comm ...		919.03	-4,229.47
Credit Card Charge	09/26/2018	180926	921 Office Supplies	Amazon - De...	1605 · Office e...		278.65	-4,508.12
Credit Card Charge	09/27/2018	180927	921 Office Supplies	Amazon	921 · Office Su...		56.31	-4,564.43
Credit Card Charge	10/02/2018	181002	921 Office Supplies	Amazon - 3/4...	6140 · Office c...		16.49	-4,580.92

Navitas Utility Corporation
General Ledger
As of December 31, 2018

Type	Date	Num	Name	Memo	Split	Debit	Credit	Balance
Credit Card Charge	10/03/2018	181003	921 Office Supplies	Amazon - Pri...	1605 · Office e...		761.91	-5,342.83
Credit Card Charge	10/05/2018	181005	921 Office Supplies	Nest Lab - Mo...	6120 · Comm ...		0.83	-5,343.66
Check	10/09/2018	ACH	Bank 7 Credit Cards		1107 · Checkin...	4,564.43		-779.23
Credit Card Charge	10/09/2018	181009	921 Office Supplies	Nest Lab - Mo...	6120 · Comm ...		25.00	-804.23
Credit Card Charge	10/09/2018	180910	921 Office Supplies	DropBox	6120 · Comm ...		520.00	-1,324.23
Credit Card Charge	10/10/2018	18010...	CQG	CQG	851.46 · Sys C...		410.00	-1,734.23
Credit Card Charge	10/12/2018	181012	921 Office Supplies	Amazon	894 · Maintena...		116.12	-1,850.35
Credit Card Charge	10/19/2018	181019	921 Office Supplies	SiteKreator	6120 · Comm ...		59.95	-1,910.30
Credit Card Charge	10/23/2018	181023	921 Office Supplies	***MSFT	6120 · Comm ...		902.00	-2,812.30
Credit Card Charge	10/31/2018	181031	921 Office Supplies	America's Tire	6120 · Comm ...		432.00	-3,244.30
Credit Card Charge	11/01/2018	181101	CQG	CQG	851.46 · Sys C...		410.00	-3,654.30
Credit Card Charge	11/02/2018	181102	921 Office Supplies	Incorp - TNNG	6120 · Comm ...		168.47	-3,822.77
Credit Card Charge	11/02/2018	181102	921 Office Supplies	Incorp - KYNG	6120 · Comm ...		148.00	-3,970.77
Credit Card Charge	11/02/2018	181102	921 Office Supplies	Incorp - Assets	6120 · Comm ...		276.00	-4,246.77
Check	11/05/2018	ACH	Bank 7 Credit Cards		1107 · Checkin...	3,654.30		-592.47
Credit Card Charge	11/06/2018	181106	921 Office Supplies	Incorp - NUC ...	-SPLIT-		147.00	-739.47
Credit Card Charge	11/09/2018	181109	921 Office Supplies	Incorp - Assets	-SPLIT-		70.00	-809.47
Credit Card Charge	11/09/2018	181109	921 Office Supplies	Nest Lab - Mo...	6120 · Comm ...		25.00	-834.47
Credit Card Charge	11/11/2018	181111	921 Office Supplies	DropBox	6120 · Comm ...		520.00	-1,354.47
Credit Card Charge	11/19/2018	181119	921 Office Supplies	SiteKreator	6120 · Comm ...		59.95	-1,414.42
Credit Card Charge	11/23/2018	181123	921 Office Supplies	***MSFT	6120 · Comm ...		902.00	-2,316.42
Credit Card Charge	11/26/2018	181126	921 Office Supplies	***LogMein.C...	6120 · Comm ...		899.99	-3,216.41
Credit Card Charge	12/01/2018	181201	CQG	CQG	851.46 · Sys C...		410.00	-3,626.41
Check	12/04/2018	ACH	Bank 7 Credit Cards		1107 · Checkin...	3,216.41		-410.00
Credit Card Charge	12/04/2018	181204	921 Office Supplies	*** Shell	6140 · Office c...		79.87	-489.87
Credit Card Charge	12/07/2018	181207	921 Office Supplies	RubberStamp...	894 · Maintena...		65.10	-554.97
Credit Card Charge	12/07/2018	181207	921 Office Supplies	*** Home Depot	6140 · Office c...		83.94	-638.91
Credit Card Charge	12/09/2018	181209	921 Office Supplies	Nest Lab - Mo...	6120 · Comm ...		25.00	-663.91
Credit Card Charge	12/10/2018	181210	City of Costa Mesa	Business Lice...	6420 · Tax con...		339.00	-1,002.91
Credit Card Charge	12/10/2018	181210	921 Office Supplies	Staples - Spe...	894 · Maintena...		26.93	-1,029.84
Credit Card Charge	12/11/2018	181211	921 Office Supplies	DropBox	6120 · Comm ...		520.00	-1,549.84
Credit Card Charge	12/11/2018	181211	921 Office Supplies	Incorp - Assets	-SPLIT-		50.00	-1,599.84
Credit Card Charge	12/14/2018	181214	921 Office Supplies	ULine	894 · Maintena...		781.92	-2,381.76
Credit Card Charge	12/14/2018	181214	921 Office Supplies	Amazon - key...	6140 · Office c...		49.99	-2,431.75
Credit Card Charge	12/17/2018	181217	United States Postal...	USPS	6130 · Postage		201.75	-2,633.50
Credit Card Charge	12/19/2018	181219	921 Office Supplies	SiteKreator	6120 · Comm ...		59.95	-2,693.45
Credit Card Charge	12/20/2018	181220	921 Office Supplies	***Amazon -	6140 · Office c...		211.32	-2,904.77
Credit Card Charge	12/21/2018	181221	921 Office Supplies	***Amazon -	6140 · Office c...		11.45	-2,916.22
Credit Card Charge	12/22/2018	181222	921 Office Supplies	***Amazon -	6140 · Office c...		214.04	-3,130.26
Credit Card Charge	12/23/2018	181223	921 Office Supplies	***MSFT	6120 · Comm ...		925.47	-4,055.73
Credit Card Charge	12/31/2018	181231	921 Office Supplies	Staples	894 · Maintena...		65.71	-4,121.44
Total 2291 · Ross Modglin 1222						51,699.82	45,472.40	-4,121.44
2292 · Noelle Ward 2004								0.00
Total 2292 · Noelle Ward 2004								0.00

Navitas Utility Corporation
General Ledger
As of December 31, 2018

Type	Date	Num	Name	Memo	Split	Debit	Credit	Balance
2293 · Noelle Ward 0885								-3,456.42
Credit Card Charge	01/04/2018	180118	United States Postal...	UPS	6130 · Postage		48.96	-3,505.38
Credit Card Charge	01/05/2018	180118	921 Office Supplies	Target	6140 · Office c...		72.40	-3,577.78
Check	01/08/2018	ACH	Bank 7 Credit Cards		1107 · Checkin...	3,577.78		0.00
Credit Card Charge	01/08/2018	180212	United States Postal...	usps.com	6130 · Postage		7.50	-7.50
Credit Card Charge	01/09/2018	180212	921 Office Supplies	**Staples	6140 · Office c...		54.06	-61.56
Credit Card Charge	01/10/2018	180209	921 Office Supplies	Staples	6140 · Office c...		508.69	-570.25
Credit Card Charge	01/10/2018	180212	United States Postal...	usps.com	6130 · Postage		6.65	-576.90
Credit Card Charge	01/15/2018	180209	921 Office Supplies	French's	6140 · Office c...		20.96	-597.86
Credit Card Charge	01/19/2018	180209	921 Office Supplies	Staples	6140 · Office c...		114.32	-712.18
Credit Card Charge	01/23/2018	180209	921 Office Supplies	Vons	6140 · Office c...		25.24	-737.42
Credit Card Charge	01/25/2018	180212	United States Postal...	usps.com	6130 · Postage		6.70	-744.12
Credit Card Charge	01/26/2018	180212	United States Postal...	usps.com	6130 · Postage		6.70	-750.82
Credit Card Charge	01/26/2018	180212	United States Postal...	usps.com	6130 · Postage		13.40	-764.22
Credit Card Charge	01/26/2018	180212	921 Office Supplies	**Amazon	6140 · Office c...		199.01	-963.23
Credit Card Charge	01/30/2018	180209	921 Office Supplies	Target	6140 · Office c...		126.86	-1,090.09
Credit Card Charge	01/30/2018	180209	United States Postal...	USPS	6130 · Postage		50.00	-1,140.09
Credit Card Charge	01/30/2018	180209	903 Customer Reco...	UPS	6130 · Postage		38.36	-1,178.45
Credit Card Credit	02/01/2018	180209	921 Office Supplies	Staples	6140 · Office c...	114.21		-1,064.24
Check	02/06/2018	ACH	Bank 7 Credit Cards		1107 · Checkin...	246.12		-818.12
Credit Card Charge	02/09/2018	180309	United States Postal...	usps.com	6130 · Postage		6.70	-824.82
Credit Card Charge	02/11/2018	180309	903 Customer Reco...	UPS	6130 · Postage		24.77	-849.59
Credit Card Charge	02/14/2018	180309	United States Postal...	usps.com	6130 · Postage		6.70	-856.29
Credit Card Charge	02/19/2018	180309	United States Postal...	usps.com	6130 · Postage		6.70	-862.99
Credit Card Charge	02/20/2018	180309	United States Postal...	usps.com	6130 · Postage		6.70	-869.69
Credit Card Charge	02/22/2018	180309	United States Postal...	usps.com	6130 · Postage		6.70	-876.39
Credit Card Charge	03/07/2018	180418	United States Postal...	usps.com	6130 · Postage		6.70	-883.09
Credit Card Charge	03/08/2018	180309	921 Office Supplies	Target	6140 · Office c...		133.25	-1,016.34
Credit Card Charge	03/09/2018	180309	921 Office Supplies	Quill	6140 · Office c...		748.04	-1,764.38
Credit Card Charge	03/09/2018	180309	921 Office Supplies	Smart & Final	6140 · Office c...		25.01	-1,789.39
Credit Card Charge	03/09/2018	180320	921 Office Supplies	Frenchs	6140 · Office c...		22.98	-1,812.37
Credit Card Charge	03/12/2018	180418	United States Postal...	usps.com	6130 · Postage		20.35	-1,832.72
Credit Card Charge	03/21/2018	180418	UPS	UPS	6130 · Postage		182.14	-2,014.86
Credit Card Charge	03/23/2018	180418	921 Office Supplies	Vons	6140 · Office c...		11.48	-2,026.34
Credit Card Charge	03/28/2018	180418	United States Postal...	usps.com	6130 · Postage		6.70	-2,033.04
Credit Card Charge	03/30/2018	180418	United States Postal...	Harvest Station	6130 · Postage		5.00	-2,038.04
Credit Card Charge	04/06/2018	180418	921 Office Supplies	Amazon	6140 · Office c...		64.13	-2,102.17
Credit Card Charge	04/06/2018	180418	921 Office Supplies	Quill	6140 · Office c...		876.27	-2,978.44
Credit Card Charge	04/08/2018	180408	United States Postal...	usps.com	6130 · Postage		6.70	-2,985.14
Credit Card Charge	04/09/2018	180418	921 Office Supplies	Quill	6140 · Office c...		10.76	-2,995.90
Credit Card Charge	04/16/2018	180418	921 Office Supplies	Vons	6140 · Office c...		15.06	-3,010.96
Credit Card Charge	04/18/2018	180419	921 Office Supplies	Amazon	6140 · Office c...		20.21	-3,031.17
Check	04/27/2018	ACH	Bank 7 Credit Cards		1107 · Checkin...	3,031.17		0.00
Credit Card Charge	05/02/2018	180502	United States Postal...	usps.com	6130 · Postage		6.70	-6.70
Credit Card Charge	05/02/2018	180502	921 Office Supplies	Staples	6140 · Office c...		113.11	-119.81
Credit Card Charge	05/03/2018	180502	920 Administration ...	In N Out	920 · Administr...		21.39	-141.20
Credit Card Charge	05/03/2018	180501	921 Office Supplies	Quill	6140 · Office c...		122.79	-263.99
Credit Card Charge	05/10/2018	180510	921 Office Supplies	Vons	6140 · Office c...		18.75	-282.74
Credit Card Charge	05/13/2018	180513	United States Postal...	usps.com	6130 · Postage		16.41	-299.15

Navitas Utility Corporation
General Ledger
As of December 31, 2018

Type	Date	Num	Name	Memo	Split	Debit	Credit	Balance
Credit Card Charge	05/17/2018	180517	United States Postal...	usps.com	6130 · Postage		201.75	-500.90
Credit Card Charge	05/18/2018	180518	921 Office Supplies	Target	6140 · Office c...		123.86	-624.76
Credit Card Charge	05/22/2018	180522	921 Office Supplies	Avery dividers	6140 · Office c...		7.53	-632.29
Credit Card Charge	05/22/2018	180522	United States Postal...	usps.com	6130 · Postage		44.70	-676.99
Credit Card Charge	05/29/2018	180529	921 Office Supplies	Albertsons	6140 · Office c...		11.58	-688.57
Credit Card Charge	06/04/2018	180604	921 Office Supplies	Stater Bros	6140 · Office c...		18.31	-706.88
Check	06/05/2018	ACH	Bank 7 Credit Cards		1107 · Checkin...	688.57		-18.31
Credit Card Charge	06/06/2018	180606	921 Office Supplies	Quill	6140 · Office c...		11.94	-30.25
Credit Card Charge	06/07/2018	180607	921 Office Supplies	CA HR Confe...	925 · I/D - Safe...		520.00	-550.25
Credit Card Charge	06/08/2018	180608	United States Postal...	***usps.com	6130 · Postage		9.25	-559.50
Credit Card Charge	06/10/2018	180610	United States Postal...	***usps.com	6130 · Postage		29.86	-589.36
Credit Card Charge	06/16/2018	180616	United States Postal...	usps.com	6130 · Postage		17.34	-606.70
Credit Card Charge	06/20/2018	180620	921 Office Supplies	Smart & Final	6140 · Office c...		35.88	-642.58
Credit Card Charge	06/21/2018	180621	921 Office Supplies	Vons	6140 · Office c...		123.97	-766.55
Credit Card Charge	06/25/2018	180625	921 Office Supplies	Quill	6140 · Office c...		28.00	-794.55
Credit Card Charge	06/29/2018	180629	921 Office Supplies	Polly's Pies - ...	6140 · Office c...		17.49	-812.04
Credit Card Charge	07/03/2018	180703	921 Office Supplies	Best Buy	6140 · Office c...		43.09	-855.13
Credit Card Charge	07/16/2018	180716	United States Postal...	****usps.com	6130 · Postage		14.65	-869.78
Credit Card Charge	07/19/2018	180719	921 Office Supplies	Bagelmania - ...	6140 · Office c...		16.35	-886.13
Credit Card Charge	07/20/2018	180720	921 Office Supplies	Professionals ...	6140 · Office c...		30.00	-916.13
Credit Card Charge	07/20/2018	180720	921 Office Supplies	Quill	6140 · Office c...		125.60	-1,041.73
Credit Card Charge	07/20/2018	180720	United States Postal...	usps.com	6130 · Postage		33.50	-1,075.23
Credit Card Charge	07/23/2018	180723	921 Office Supplies	Vons	6140 · Office c...		44.52	-1,119.75
Check	07/23/2018	ACH	Bank 7 Credit Cards		1107 · Checkin...	812.04		-307.71
Credit Card Charge	07/24/2018	180724	921 Office Supplies	ACE Hardware	6140 · Office c...		1.70	-309.41
Check	08/02/2018	ACH	Bank 7 Credit Cards		1107 · Checkin...	309.41		0.00
Credit Card Charge	08/02/2018	180802	United States Postal...	usps.com	6130 · Postage		201.75	-201.75
General Journal	08/03/2018	180803		Annual Fee fo...	2275 · Johnny ...		49.00	-250.75
Credit Card Charge	08/09/2018	180809	921 Office Supplies	Nespresso	6140 · Office c...		109.31	-360.06
Credit Card Charge	08/13/2018	180813	921 Office Supplies	Vons	6140 · Office c...		116.00	-476.06
Credit Card Charge	08/13/2018	180813	United States Postal...	***usps.com	6130 · Postage		6.70	-482.76
Credit Card Charge	08/14/2018	180814	921 Office Supplies	Quill	6140 · Office c...		28.37	-511.13
Check	08/14/2018	ACH	Bank 7 Credit Cards		1107 · Checkin...	0.00		-511.13
Credit Card Charge	08/14/2018	180814	921 Office Supplies	***Quill	6140 · Office c...		3.73	-514.86
Credit Card Charge	08/15/2018	180815	921 Office Supplies	***Quill	6140 · Office c...		67.34	-582.20
Credit Card Charge	08/18/2018	180818	921 Office Supplies	ACE Hardware	6140 · Office c...		43.09	-625.29
Credit Card Charge	08/19/2018	180819	United States Postal...	***usps.com	6130 · Postage		23.51	-648.80
Credit Card Charge	08/23/2018	180823	903 Customer Reco...	FedEX	6130 · Postage		85.70	-734.50
Credit Card Charge	09/01/2018	180901	United States Postal...	***usps.com	6130 · Postage		6.90	-741.40
Credit Card Charge	09/03/2018	180831	921 Office Supplies	Vons	6140 · Office c...		18.49	-759.89
Credit Card Charge	09/03/2018	180831	921 Office Supplies	French's Past...	6140 · Office c...		27.98	-787.87
Credit Card Charge	09/04/2018	180904	United States Postal...	***USPS	6130 · Postage		24.70	-812.57
Credit Card Charge	09/09/2018	181009	921 Office Supplies	***Amazon	6140 · Office c...		21.99	-834.56
Credit Card Charge	09/10/2018	180910	United States Postal...	***USPS	6130 · Postage		18.90	-853.46
Credit Card Charge	09/12/2018	180912	921 Office Supplies	Staples	6140 · Office c...		107.74	-961.20
Credit Card Charge	09/12/2018	180912	921 Office Supplies	Quill	6140 · Office c...		116.80	-1,078.00
Credit Card Charge	09/12/2018	180912	United States Postal...	USPS	6130 · Postage		201.75	-1,279.75
Check	09/13/2018	ACH	Bank 7 Credit Cards		1107 · Checkin...	741.40		-538.35
Credit Card Charge	09/15/2018	180915	921 Office Supplies	Target	6140 · Office c...		19.38	-557.73

Navitas Utility Corporation
General Ledger
As of December 31, 2018

Type	Date	Num	Name	Memo	Split	Debit	Credit	Balance
Credit Card Charge	09/21/2018	180921	921 Office Supplies	Vons	6140 · Office c...		47.55	-605.28
Credit Card Charge	09/21/2018	180921	921 Office Supplies	Quill	6140 · Office c...		56.43	-661.71
Credit Card Charge	10/01/2018	181001	921 Office Supplies	Quill	6140 · Office c...		151.27	-812.98
Credit Card Charge	10/04/2018	181004	United States Postal...	***usps.com	6130 · Postage		6.70	-819.68
Credit Card Charge	10/05/2018	181005	921 Office Supplies	Vons	6140 · Office c...		42.00	-861.68
Credit Card Charge	10/05/2018	181005	921 Office Supplies	Smart & Final	6140 · Office c...		103.69	-965.37
Check	10/09/2018	ACH	Bank 7 Credit Cards		1107 · Checkin...	598.15		-367.22
Credit Card Charge	10/09/2018	181009	921 Office Supplies	Amazon	6140 · Office c...		9.89	-377.11
Credit Card Charge	10/10/2018	181010	921 Office Supplies	Dell	6140 · Office c...		187.87	-564.98
Credit Card Charge	10/10/2018	181010	921 Office Supplies	***Orange Co...	6140 · Office c...		230.00	-794.98
Credit Card Charge	10/12/2018	181012	921 Office Supplies	Professionals ...	926 · Employe...		99.00	-893.98
Credit Card Charge	10/13/2018	181013	921 Office Supplies	***Ready Refr...	6140 · Office c...		80.19	-974.17
Credit Card Charge	10/15/2018	181015	921 Office Supplies	Vons	6140 · Office c...		25.21	-999.38
Credit Card Charge	11/02/2018	181102	921 Office Supplies	Amazon	6140 · Office c...		24.98	-1,024.36
Check	11/05/2018	ACH	Bank 7 Credit Cards		1107 · Checkin...	999.38		-24.98
Credit Card Charge	11/05/2018	181105	921 Office Supplies	Vons	6140 · Office c...		8.18	-33.16
Credit Card Charge	11/05/2018	181119	921 Office Supplies	91 Express L...	6140 · Office c...		41.40	-74.56
Credit Card Charge	11/06/2018	181106	921 Office Supplies	Survey Monk...	6140 · Office c...		37.00	-111.56
Credit Card Charge	11/06/2018	181106	921 Office Supplies	Smart & Final	6140 · Office c...		44.21	-155.77
Credit Card Charge	11/19/2018	181118	921 Office Supplies	Target	6140 · Office c...		9.99	-165.76
Credit Card Charge	11/19/2018	181119	921 Office Supplies	Staples	6140 · Office c...		55.88	-221.64
Credit Card Charge	11/21/2018	181121	921 Office Supplies	Quill	6140 · Office c...		243.40	-465.04
Credit Card Charge	11/21/2018	181121	921 Office Supplies	Nespresso	6140 · Office c...		71.00	-536.04
Credit Card Charge	11/27/2018	181127	921 Office Supplies	Vons	6140 · Office c...		14.28	-550.32
Credit Card Charge	11/27/2018	181127	921 Office Supplies	Vons	6140 · Office c...		155.70	-706.02
Credit Card Charge	11/30/2018	181130	United States Postal...	***usps.com	6130 · Postage		6.70	-712.72
Credit Card Charge	11/30/2018	181130	United States Postal...	***usps.com	6130 · Postage		6.70	-719.42
Credit Card Charge	12/03/2018	181203	874 Mains & Services	American Airli...	887.46 · Maint...		343.80	-1,063.22
Credit Card Charge	12/03/2018	181203	921 Office Supplies	Staples	6140 · Office c...		280.14	-1,343.36
Check	12/04/2018	ACH	Bank 7 Credit Cards		1107 · Checkin...	719.42		-623.94
Credit Card Charge	12/04/2018	181204	874 Mains & Services	American Airli...	-SPLIT-		313.80	-937.74
Credit Card Charge	12/06/2018	181206	921 Office Supplies	Survey Monk...	6140 · Office c...		37.00	-974.74
Credit Card Charge	12/06/2018	181206	921 Office Supplies	Quill	6140 · Office c...		22.62	-997.36
Credit Card Charge	12/10/2018	181210	921 Office Supplies	Quill	6140 · Office c...		32.31	-1,029.67
Credit Card Charge	12/11/2018	181211	United States Postal...	***usps.com	6130 · Postage		20.10	-1,049.77
Credit Card Charge	12/13/2018	181213	874 Mains & Services	United - Bagg...	887.46 · Maint...		30.00	-1,079.77
Credit Card Charge	12/14/2018	181214	874 Mains & Services	Courtyard Ma...	887.46 · Maint...		6.95	-1,086.72
Credit Card Charge	12/15/2018	181215	874 Mains & Services	United - Bagg...	887.46 · Maint...		30.00	-1,116.72
Credit Card Charge	12/17/2018	181217	921 Office Supplies	Quill	6140 · Office c...		29.08	-1,145.80
Credit Card Charge	12/19/2018	181219	921 Office Supplies	Quill	6140 · Office c...		58.46	-1,204.26
Credit Card Charge	12/28/2018	181228	921 Office Supplies	Amazon - Min...	6140 · Office c...		43.09	-1,247.35
Total 2293 · Noelle Ward 0885						11,837.65	9,628.58	-1,247.35

Navitas Utility Corporation
General Ledger
As of December 31, 2018

Type	Date	Num	Name	Memo	Split	Debit	Credit	Balance
2294 · Chris Crenshaw 1081								-300.58
Check	01/08/2018	ACH	Bank 7 Credit Cards		1107 · Checkin...	300.58		0.00
Credit Card Charge	01/20/2018	180212	874 Mains & Services	Walmart	874.46 · Mains...		52.59	-52.59
Credit Card Charge	02/05/2018	180219	874 Mains & Services	Walmart	874.46 · Mains...		35.87	-88.46
Check	02/06/2018	ACH	Bank 7 Credit Cards		1107 · Checkin...	52.59		-35.87
Credit Card Charge	03/08/2018	180417	921 Office Supplies	**Phillips	921.46 · Office...		68.00	-103.87
Credit Card Charge	03/23/2018	180417	874 Mains & Services	Atwoods	874.46 · Mains...		32.84	-136.71
Credit Card Charge	03/27/2018	180417	874 Mains & Services	Dollar General	874.46 · Mains...		25.19	-161.90
Credit Card Charge	03/29/2018	180417	874 Mains & Services	Atwoods	874.46 · Mains...		58.01	-219.91
Credit Card Charge	04/21/2018	180421	874 Mains & Services	**Walmart	874.46 · Mains...		10.86	-230.77
Credit Card Charge	04/24/2018	180424	921 Office Supplies	**Phillips	921.46 · Office...		72.00	-302.77
Check	04/27/2018	ACH	Bank 7 Credit Cards		1107 · Checkin...	302.77		0.00
Credit Card Charge	04/30/2018	180430	874 Mains & Services	**Walmart	874.46 · Mains...		21.64	-21.64
Credit Card Charge	05/11/2018	180511	921 Office Supplies	Phillips	921.46 · Office...		80.00	-101.64
Credit Card Charge	05/19/2018	180519	874 Mains & Services	Walmart	874.46 · Mains...		132.76	-234.40
Check	06/05/2018	ACH	Bank 7 Credit Cards		1107 · Checkin...	234.40		0.00
Credit Card Charge	06/18/2018	180618	874 Mains & Services	Walmart	874.46 · Mains...		26.28	-26.28
Credit Card Charge	06/29/2018	180629	874 Mains & Services	Walmart	874.46 · Mains...		72.94	-99.22
Credit Card Charge	07/07/2018	180707	874 Mains & Services	Walmart	874.46 · Mains...		127.63	-226.85
Check	07/23/2018	ACH	Bank 7 Credit Cards		1107 · Checkin...	99.22		-127.63
Check	08/02/2018	ACH	Bank 7 Credit Cards		1107 · Checkin...	127.63		0.00
Credit Card Charge	08/13/2018	180813	874 Mains & Services	Walmart	874.46 · Mains...		26.06	-26.06
Check	08/14/2018	ACH	Bank 7 Credit Cards		1107 · Checkin...	0.00		-26.06
Credit Card Charge	08/19/2018	180819	874 Mains & Services	Walmart	874.46 · Mains...		36.80	-62.86
Credit Card Charge	08/19/2018	180819	874 Mains & Services	Harbor Freigh...	874.46 · Mains...		32.80	-95.66
Credit Card Charge	08/23/2018	180823	921 Office Supplies	Pete's	921.46 · Office...		3.01	-98.67
Credit Card Charge	08/23/2018	180823	874 Mains & Services	Walmart	874.46 · Mains...		10.82	-109.49
Credit Card Charge	08/28/2018	180828	874 Mains & Services	Lowes	874.46 · Mains...		9.78	-119.27
Credit Card Charge	09/04/2018	180904	874 Mains & Services	Walmart	874.46 · Mains...		29.34	-148.61
Credit Card Charge	09/07/2018	180907	874 Mains & Services	Walmart	874.46 · Mains...		38.16	-186.77
Check	09/13/2018	ACH	Bank 7 Credit Cards		1107 · Checkin...	119.27		-67.50
Credit Card Charge	09/28/2018	180928	921 Office Supplies	Phillips	921.46 · Office...		85.01	-152.51
Credit Card Charge	10/06/2018	181006	874 Mains & Services	Walmart	874.46 · Mains...		26.00	-178.51
Check	10/09/2018	ACH	Bank 7 Credit Cards		1107 · Checkin...	152.43		-26.08
Credit Card Charge	10/22/2018	181022	874 Mains & Services	Walmart	874.46 · Mains...		33.27	-59.35
Check	11/05/2018	ACH	Bank 7 Credit Cards		1107 · Checkin...	59.35		0.00
Credit Card Charge	11/15/2018	181115	921 Office Supplies	Quicktrip	921.46 · Office...		19.02	-19.02
Credit Card Charge	11/26/2018	181126	874 Mains & Services	Harbor Freigh...	874.46 · Mains...		169.51	-188.53
Credit Card Charge	12/03/2018	181203	874 Mains & Services	Sam's Club - I...	1605 · Office e...		1,386.63	-1,575.16
Check	12/04/2018	ACH	Bank 7 Credit Cards		1107 · Checkin...	188.53		-1,386.63
General Journal	12/05/2018	181205		Annual Fees f...	6320 · Bank fees		49.00	-1,435.63
Credit Card Charge	12/08/2018	181208	874 Mains & Services	Lowes	874.46 · Mains...		27.11	-1,462.74
Credit Card Charge	12/11/2018	181211	921 Office Supplies	Phillips	6242 · Fuel		57.00	-1,519.74
Credit Card Charge	12/20/2018	181220	874 Mains & Services	Lowes	874.46 · Mains...		248.01	-1,767.75
Credit Card Charge	12/20/2018	181220	874 Mains & Services	Atwoods	874.46 · Mains...		16.31	-1,784.06

Navitas Utility Corporation
General Ledger
As of December 31, 2018

Type	Date	Num	Name	Memo	Split	Debit	Credit	Balance
Credit Card Charge	12/21/2018	181221	874 Mains & Services	Walmart	874.46 · Mains...		59.24	-1,843.30
Credit Card Charge	12/22/2018	181222	874 Mains & Services	Walmart	874.46 · Mains...		23.07	-1,866.37
Total 2294 · Chris Crenshaw 1081						1,636.77	3,202.56	-1,866.37
2295 · Colin Ratkowski 1354								0.00
Credit Card Charge	03/26/2018	180326	921 Office Supplies	Amazon + Ta...	6140 · Office c...		194.33	-194.33
Credit Card Charge	04/09/2018	180418	921 Office Supplies	PepBoys	6140 · Office c...		15.02	-209.35
Credit Card Charge	04/09/2018	180409	921 Office Supplies	WheelSkins	6140 · Office c...		65.50	-274.85
Credit Card Charge	04/11/2018	180411	921 Office Supplies	Poke Dot	6140 · Office c...		20.37	-295.22
Credit Card Charge	04/13/2018	180418	921 Office Supplies	Smart & Final	6140 · Office c...		67.92	-363.14
Credit Card Charge	04/17/2018	180417	921 Office Supplies	Rock Auto	6140 · Office c...		159.34	-522.48
Credit Card Charge	04/19/2018	180419	921 Office Supplies	Mc Fadden-D...	6140 · Office c...		7.56	-530.04
Credit Card Charge	04/20/2018	180420	921 Office Supplies	Detailing	6140 · Office c...		42.46	-572.50
Credit Card Charge	04/20/2018	180420	921 Office Supplies	Henderson C...	6140 · Office c...		45.00	-617.50
Credit Card Charge	04/20/2018	180424	921 Office Supplies	Oneil Storage	6140 · Office c...		22.00	-639.50
Credit Card Charge	04/23/2018	180423	921 Office Supplies	Mc Fadden-D...	6140 · Office c...		26.40	-665.90
Credit Card Charge	04/24/2018	180424	921 Office Supplies	PepBoys	6140 · Office c...		26.94	-692.84
Credit Card Charge	04/24/2018	180424	921 Office Supplies	Chevron	6140 · Office c...		100.00	-792.84
Check	04/27/2018	ACH	Bank 7 Credit Cards		1107 · Checkin...	792.84		0.00
Credit Card Charge	05/11/2018	93795	921 Office Supplies	Huntington H...	6140 · Office c...		157.50	-157.50
Credit Card Charge	05/12/2018	180512	921 Office Supplies	PepBoys	6140 · Office c...		140.06	-297.56
Credit Card Charge	05/17/2018	180517	921 Office Supplies	The Eastwoo...	6140 · Office c...		82.38	-379.94
Credit Card Charge	05/21/2018	018073	921 Office Supplies	Redbone For...	6140 · Office c...		79.34	-459.28
Credit Card Charge	05/21/2018	180521	921 Office Supplies	Airway Packin...	6140 · Office c...		73.44	-532.72
Credit Card Charge	05/21/2018	180521	921 Office Supplies	Airway Packin...	6140 · Office c...		30.05	-562.77
Credit Card Charge	05/30/2018	180530	921 Office Supplies	Amazon	6140 · Office c...		33.98	-596.75
Credit Card Charge	05/31/2018	180531	921 Office Supplies	Staples	6140 · Office c...		129.22	-725.97
Check	06/05/2018	ACH	Bank 7 Credit Cards		1107 · Checkin...	725.97		0.00
Credit Card Charge	06/05/2018	180605	921 Office Supplies	Burns Stainless	6140 · Office c...		77.84	-77.84
Credit Card Charge	06/07/2018	180607	921 Office Supplies	Redline Engin...	1604 · Tools a...		499.84	-577.68
Credit Card Charge	06/25/2018	180625	921 Office Supplies	Ganahl Lumber	6140 · Office c...		45.24	-622.92
Credit Card Charge	06/25/2018	180625	921 Office Supplies	Amazon	6140 · Office c...		37.33	-660.25
Credit Card Charge	06/26/2018	180626	921 Office Supplies	Amazon - Su...	6140 · Office c...		22.22	-682.47
Credit Card Charge	07/10/2018	180710	921 Office Supplies	UDSHARDW...	6140 · Office c...		59.73	-742.20
Credit Card Charge	07/12/2018	180712	921 Office Supplies	Harbor Freight	6140 · Office c...		71.63	-813.83
Credit Card Charge	07/17/2018	180717	921 Office Supplies	Ralphs	6140 · Office c...		50.30	-864.13
Credit Card Charge	07/17/2018	180718	921 Office Supplies	Chevron	6140 · Office c...		100.00	-964.13
Credit Card Charge	07/17/2018	180717	921 Office Supplies	***Chevron	6140 · Office c...		11.82	-975.95
Credit Card Charge	07/20/2018	180720	921 Office Supplies	Amazon	6140 · Office c...		63.32	-1,039.27
Check	07/23/2018	ACH	Bank 7 Credit Cards		1107 · Checkin...	682.47		-356.80
Credit Card Charge	07/24/2018	180724	921 Office Supplies	Chevron	6140 · Office c...		100.00	-456.80
Credit Card Charge	07/24/2018	180724	921 Office Supplies	O'Neil Storag...	6140 · Office c...		12.00	-468.80
Credit Card Charge	07/26/2018	180726	921 Office Supplies	Mc-Master-Ca...	6140 · Office c...		71.47	-540.27
Credit Card Charge	07/29/2018	180729	921 Office Supplies	***Amazon	6140 · Office c...		20.19	-560.46
Credit Card Charge	07/30/2018	180730	921 Office Supplies	Smart & Final	6140 · Office c...		25.98	-586.44
Credit Card Charge	07/30/2018	180730	921 Office Supplies	MarVac Corp	6140 · Office c...		58.69	-645.13
Check	08/02/2018	ACH	Bank 7 Credit Cards		1107 · Checkin...	645.13		0.00
Check	08/14/2018	ACH	Bank 7 Credit Cards		1107 · Checkin...	0.00		0.00

Navitas Utility Corporation
General Ledger
As of December 31, 2018

Type	Date	Num	Name	Memo	Split	Debit	Credit	Balance
Credit Card Charge	08/15/2018	180815	921 Office Supplies	Mc Fadden-D...	6140 · Office c...		49.97	-49.97
Credit Card Charge	08/15/2018	180815	921 Office Supplies	McMaster-Carr	6140 · Office c...		70.71	-120.68
Credit Card Charge	08/16/2018	180816	921 Office Supplies	Mc-Master-Carr	6140 · Office c...		42.82	-163.50
Credit Card Charge	08/21/2018	180821	921 Office Supplies	Chevron	6140 · Office c...		28.07	-191.57
Credit Card Charge	08/28/2018	180828	921 Office Supplies	Mc-Master-Carr	6140 · Office c...		23.21	-214.78
Credit Card Charge	08/29/2018	180829	921 Office Supplies	Harbor Freight	6140 · Office c...		237.43	-452.21
Credit Card Charge	09/05/2018	180905	921 Office Supplies	Smart & Final	6140 · Office c...		25.98	-478.19
Credit Card Charge	09/05/2018	180905	921 Office Supplies	Stater Bros.	6140 · Office c...		16.45	-494.64
Credit Card Charge	09/05/2018	180904	921 Office Supplies	***Mc-Master-...	6140 · Office c...		133.26	-627.90
Credit Card Charge	09/06/2018	180906	921 Office Supplies	Chevron	6140 · Office c...		24.26	-652.16
Credit Card Charge	09/06/2018	180906ii	921 Office Supplies	Chevron	6140 · Office c...		100.00	-752.16
Credit Card Charge	09/06/2018	180906	921 Office Supplies	Mc Fadden-D...	6140 · Office c...		59.86	-812.02
Credit Card Charge	09/06/2018	180906	921 Office Supplies	***Mc-Master-...	6140 · Office c...		37.38	-849.40
Credit Card Charge	09/10/2018	180910	921 Office Supplies	***Hessaire P...	6140 · Office c...		29.80	-879.20
Check	09/13/2018	ACH	Bank 7 Credit Cards		1107 · Checkin...	452.21		-426.99
Credit Card Charge	09/13/2018	180913	921 Office Supplies	Stater Bros	6140 · Office c...		45.33	-472.32
Credit Card Charge	09/17/2018	180917	921 Office Supplies	Walmart - To...	6140 · Office c...		45.70	-518.02
Credit Card Charge	09/24/2018	180924	921 Office Supplies	O'Reilly Auto ...	6140 · Office c...		3.22	-521.24
Credit Card Charge	10/01/2018	181001	921 Office Supplies	Ganahl Lumber	6140 · Office c...		32.77	-554.01
Credit Card Charge	10/02/2018	181002	921 Office Supplies	Revchem Co...	6140 · Office c...		28.34	-582.35
Credit Card Charge	10/04/2018	181004	921 Office Supplies	Chevron	6140 · Office c...		100.00	-682.35
Credit Card Charge	10/04/2018	181004	921 Office Supplies	PepBoys	6140 · Office c...		49.53	-731.88
Check	10/09/2018	ACH	Bank 7 Credit Cards		1107 · Checkin...	521.24		-210.64
Credit Card Charge	10/09/2018	181009	921 Office Supplies	Harbor Freight	6140 · Office c...		24.86	-235.50
Credit Card Charge	10/09/2018	181009	921 Office Supplies	***Strom Mot...	6140 · Office c...		195.00	-430.50
Credit Card Charge	10/10/2018	181010	921 Office Supplies	Amazon	6140 · Office c...		65.14	-495.64
Credit Card Charge	10/16/2018	181016	921 Office Supplies	Mc-Master-Carr	6140 · Office c...		20.57	-516.21
Credit Card Charge	10/17/2018	181017	921 Office Supplies	Amazon	6140 · Office c...		17.00	-533.21
Credit Card Charge	10/17/2018	181017	921 Office Supplies	Amazon	6140 · Office c...		35.31	-568.52
Credit Card Charge	10/22/2018	181022	921 Office Supplies	Amazon	6140 · Office c...		96.96	-665.48
Credit Card Charge	10/23/2018	181023	921 Office Supplies	Mc Fadden-D...	6140 · Office c...		31.24	-696.72
Credit Card Charge	10/24/2018	181024	921 Office Supplies	Chevron	6140 · Office c...		80.61	-777.33
Credit Card Charge	10/26/2018	181026	921 Office Supplies	Industrial Met...	6140 · Office c...		28.18	-805.51
Credit Card Charge	10/26/2018	181026	921 Office Supplies	Chevron	6140 · Office c...		88.04	-893.55
Credit Card Charge	10/29/2018	181029	921 Office Supplies	Mc Fadden-D...	6140 · Office c...		9.78	-903.33
Credit Card Charge	10/29/2018	181029	921 Office Supplies	Mc Fadden-D...	6140 · Office c...		13.57	-916.90
Credit Card Charge	10/30/2018	181030	921 Office Supplies	Connell Chevr...	6140 · Office c...		124.77	-1,041.67
Credit Card Charge	10/30/2018	181030	921 Office Supplies	Industrial Met...	6140 · Office c...		9.34	-1,051.01
Credit Card Charge	11/02/2018	181102	921 Office Supplies	PepBoys	6140 · Office c...		15.07	-1,066.08
Check	11/05/2018	ACH	Bank 7 Credit Cards		1107 · Checkin...	1,051.01		-15.07
Credit Card Charge	11/12/2018	181112	921 Office Supplies	PepBoys	6140 · Office c...		80.33	-95.40
Credit Card Charge	11/13/2018	181113	921 Office Supplies	Mikes Quik C...	6140 · Office c...		27.10	-122.50
Credit Card Charge	11/13/2018	181113	921 Office Supplies	Mc-Master-Carr	6140 · Office c...		15.40	-137.90
Credit Card Charge	11/14/2018	181114	921 Office Supplies	Mc-Master-Carr	6140 · Office c...		87.93	-225.83
Credit Card Charge	11/14/2018	181114	921 Office Supplies	Mc-Master-Carr	6140 · Office c...		16.22	-242.05
Credit Card Charge	11/19/2018	181119	921 Office Supplies	Stater Bros.	6140 · Office c...		17.36	-259.41
Credit Card Charge	11/28/2018	181128	921 Office Supplies	Mc Fadden-D...	6140 · Office c...		8.02	-267.43
Credit Card Charge	11/29/2018	181129	921 Office Supplies	Amazon	6140 · Office c...		172.22	-439.65
Check	12/04/2018	ACH	Bank 7 Credit Cards		1107 · Checkin...	439.65		0.00

Navitas Utility Corporation
General Ledger
As of December 31, 2018

Type	Date	Num	Name	Memo	Split	Debit	Credit	Balance
Credit Card Charge	12/05/2018	181205	921 Office Supplies	Mc-Master-Carr	6140 · Office c...		18.99	-18.99
Credit Card Charge	12/06/2018	181206	921 Office Supplies	PepBoys	6140 · Office c...		84.00	-102.99
Credit Card Charge	12/10/2018	181210	921 Office Supplies	Mc-Master-Carr	6140 · Office c...		77.87	-180.86
Credit Card Charge	12/11/2018	181211	921 Office Supplies	G&M Oil	6140 · Office c...		86.58	-267.44
Credit Card Charge	12/12/2018	181212	921 Office Supplies	John Wayne ...	6140 · Office c...		10.00	-277.44
Credit Card Charge	12/17/2018	181217	921 Office Supplies	Smart & Final	6140 · Office c...		34.47	-311.91
Credit Card Charge	12/17/2018	181217	921 Office Supplies	Ralphs	6140 · Office c...		33.89	-345.80
Credit Card Charge	12/17/2018	181217	921 Office Supplies	Theodore Ro...	6140 · Office c...		25.81	-371.61
Credit Card Charge	12/19/2018	181219	921 Office Supplies	Amazon	6140 · Office c...		63.76	-435.37
Credit Card Charge	12/19/2018	181219	921 Office Supplies	Mc-Master-Carr	6140 · Office c...		151.03	-586.40
Credit Card Charge	12/19/2018	181219	921 Office Supplies	PepBoys	6140 · Office c...		16.14	-602.54
Credit Card Charge	12/20/2018	181220	921 Office Supplies	Mc-Master-Carr	6140 · Office c...		48.15	-650.69
Total 2295 · Colin Ratkowski 1354						5,310.52	5,961.21	-650.69
2296 · Jerod Shaw 1420								0.00
Credit Card Charge	08/24/2018	180824		Cobb Creek S...	874.46 · Mains...		67.84	-67.84
Credit Card Charge	08/24/2018	180824		CGS Eakley ...	874.46 · Mains...		14.07	-81.91
Credit Card Charge	08/28/2018	180828		NAPA - Flare ...	874.46 · Mains...		76.63	-158.54
Credit Card Charge	08/28/2018	180828		McKinsey Mot...	874.46 · Mains...		17.47	-176.01
Credit Card Charge	09/11/2018	180911		Line-X - Ironcr...	874.46 · Mains...		322.68	-498.69
Credit Card Charge	09/11/2018	180911		Walmart	874.46 · Mains...		21.72	-520.41
Check	09/13/2018	ACH	Bank 7 Credit Cards		1107 · Checkin...	176.01		-344.40
Check	10/09/2018	ACH	Bank 7 Credit Cards		1107 · Checkin...	344.40		0.00
Credit Card Charge	10/16/2018	181016		CJ'S Grocery	874.46 · Mains...		7.69	-7.69
Check	11/05/2018	ACH	Bank 7 Credit Cards		1107 · Checkin...	7.69		0.00
Credit Card Charge	11/13/2018	181113		Walmart	874.46 · Mains...		76.24	-76.24
Credit Card Charge	11/14/2018	181114		Cummins- Tr...	874.46 · Mains...		150.92	-227.16
Check	12/04/2018	ACH	Bank 7 Credit Cards		1107 · Checkin...	227.16		0.00
Credit Card Charge	12/05/2018	181205		True Value - s...	874.46 · Mains...		5.98	-5.98
Credit Card Charge	12/11/2018	181211		Amazon - Sa...	874.46 · Mains...		25.17	-31.15
Credit Card Charge	12/19/2018	181219		Amazon - Wi...	874.46 · Mains...		28.98	-60.13
Total 2296 · Jerod Shaw 1420						755.26	815.39	-60.13
2271 · Bank 7 Credit Cards - Other								-232.15
General Journal	01/01/2018	180101		Credit card int...	-SPLIT-	231.71		-0.44
General Journal	01/01/2018	180101		Credit card int...	2271 · Bank 7 ...	156.07		155.63
General Journal	01/01/2018	180101		Credit card int...	2271 · Bank 7 ...	298.15		453.78
General Journal	01/01/2018	180101		Credit card int...	2271 · Bank 7 ...	93.67		547.45
General Journal	01/01/2018	180101		Fees Charged...	2271 · Bank 7 ...		809.00	-261.55
General Journal	01/01/2018	180101		Fees Charged...	2271 · Bank 7 ...		304.74	-566.29
Check	06/05/2018	ACH	Bank 7 Credit Cards		1107 · Checkin...			-566.29
Check	06/05/2018	ACH	Bank 7 Credit Cards		1107 · Checkin...	566.29		0.00
Total 2271 · Bank 7 Credit Cards - Other						1,345.89	1,113.74	0.00
Total 2271 · Bank 7 Credit Cards						231,246.63	217,813.61	-22,692.68

Navitas Utility Corporation
General Ledger
As of December 31, 2018

Type	Date	Num	Name	Memo	Split	Debit	Credit	Balance
2299 · Dell Revolving Business Account								-16,886.03
Credit Card Charge	01/07/2018	180107	Dell		426.30 · Penalt...		123.94	-17,009.97
Check	01/08/2018	7254	Dell	Pay down LOC	1107 · Checkin...	3,000.00		-14,009.97
Credit Card Charge	01/17/2018	180117	Dell		1605 · Office e...		2,710.04	-16,720.01
Credit Card Charge	01/19/2018	180119	Dell		1605 · Office e...		2,844.01	-19,564.02
Check	01/31/2018	ACH	Dell	Payment to D...	1107 · Checkin...	511.00		-19,053.02
Check	02/01/2018	7372	Dell	Pay down LOC	1107 · Checkin...	19,053.02		0.00
Credit Card Charge	08/22/2018	180823	Dell		1605 · Office e...		940.08	-940.08
Credit Card Charge	08/28/2018	180828	Dell	OptiPlex 5060...	1605 · Office e...		1,590.32	-2,530.40
Credit Card Charge	09/06/2018	180906	Dell	Dell Monitors(...	1605 · Office e...		657.94	-3,188.34
Check	09/18/2018	ACH	Dell	Payment to D...	1107 · Checkin...	2,530.40		-657.94
Check	10/03/2018	ACH	Dell	Payment to D...	1107 · Checkin...	76.00		-581.94
Check	10/16/2018	ACH	Dell	Payment to D...	1107 · Checkin...	581.94		0.00
Credit Card Charge	12/21/2018	181221	Dell	Dell laptop In...	1605 · Office e...		1,020.86	-1,020.86
Total 2299 · Dell Revolving Business Account						25,752.36	9,887.19	-1,020.86
2100 · Payroll Liabilities								0.00
2101 · Vacation accrual								0.00
Total 2101 · Vacation accrual								0.00
2160 · Employee garnishments								0.00
Total 2160 · Employee garnishments								0.00
2199 · Month ending P/R accrual								0.00
Total 2199 · Month ending P/R accrual								0.00
2100 · Payroll Liabilities - Other								0.00
Total 2100 · Payroll Liabilities - Other								0.00
Total 2100 · Payroll Liabilities								0.00
2300 · NP								-530,792.22
2301 · LOC - Bank 2								0.00
Total 2301 · LOC - Bank 2								0.00
2302 · SHL - RV								0.00
Total 2302 · SHL - RV								0.00

Navitas Utility Corporation
General Ledger
As of December 31, 2018

Type	Date	Num	Name	Memo	Split	Debit	Credit	Balance
2304 · IPL - AFCO								-24,777.33
Bill	01/12/2018	180117	IPFS Corporation	Account # TX...	2221 · Vendors	4,908.21		-19,869.12
Bill	02/12/2018	180220	IPFS Corporation	Account # TX...	2221 · Vendors	4,931.72		-14,937.40
Bill	03/12/2018	180319	IPFS Corporation	Account # TX...	2221 · Vendors	4,955.35		-9,982.05
Bill	04/11/2018	180416	IPFS Corporation	Account # TX...	2221 · Vendors	4,979.10		-5,002.95
Bill	05/14/2018	180514	IPFS Corporation	Account # TX...	2221 · Vendors	4,979.10		-23.85
General Journal	05/15/2018	180515		addjust balan...	924 · Insurance	23.85		0.00
Bill	06/11/2018	180611	IPFS Corporation	Account # TX...	2221 · Vendors			0.00
Bill	06/25/2018	180625	IPFS Corporation	Account # TX...	2221 · Vendors			0.00
Bill	06/30/2018	180630	IPFS Corporation	Financed pre...	2221 · Vendors		56,951.87	-56,951.87
Bill	08/01/2018	180801	IPFS Corporation	08/18 insuran...	2221 · Vendors	5,037.60		-51,914.27
Bill	09/01/2018	180901	IPFS Corporation	09/18 insuran...	2221 · Vendors	5,065.11		-46,849.16
Bill	10/01/2018	181001	IPFS Corporation	10/18 insuran...	2221 · Vendors	5,092.78		-41,756.38
Bill	11/01/2018	181101	IPFS Corporation	11/18 insuran...	2221 · Vendors	5,120.59		-36,635.79
Bill	12/01/2018	181201	IPFS Corporation	12/18 insuran...	2221 · Vendors	5,148.56		-31,487.23
Total 2304 · IPL - AFCO						50,241.97	56,951.87	-31,487.23
2307 · LOC - Bank 7								-500,000.00
General Journal	04/10/2018	LOC 1...		Pay down LOC	1107 · Checkin...	30,000.00		-470,000.00
General Journal	04/18/2018	180418		Pay down LOC	1107 · Checkin...	75,000.00		-395,000.00
General Journal	04/23/2018	18042...		Pay down LOC	1107 · Checkin...	100,000.00		-295,000.00
General Journal	05/09/2018	180509		Loan Advance	1107 · Checkin...		5,000.00	-300,000.00
General Journal	05/10/2018	18051...		Pay down LOC	1107 · Checkin...	150,000.00		-150,000.00
General Journal	05/15/2018	18051...		Pay down LOC	1107 · Checkin...	150,000.00		0.00
Total 2307 · LOC - Bank 7						505,000.00	5,000.00	0.00
2321 · MSL - FCFA								0.00
Total 2321 · MSL - FCFA								0.00
2322 · MSL - NALLC								0.00
Total 2322 · MSL - NALLC								0.00
2323 · MSL - Winstar								0.00
Total 2323 · MSL - Winstar								0.00
2324 · MSL - KYNG								0.00
Total 2324 · MSL - KYNG								0.00
2350 · MSL - NOK3								0.00
Total 2350 · MSL - NOK3								0.00

Navitas Utility Corporation
General Ledger
As of December 31, 2018

Type	Date	Num	Name	Memo	Split	Debit	Credit	Balance
2399 · Hull Insurance - Zanette								-6,014.89
Bill	01/15/2018	180123	AFCO	3rd payment ...	2221 · Vendors	798.10		-5,216.79
Bill	02/12/2018	180219	AFCO	4th payment ...	2221 · Vendors	801.82		-4,414.97
Bill	03/15/2018	180319	AFCO	5th payment ...	2221 · Vendors	805.55		-3,609.42
Bill	04/13/2018	180419	AFCO	6th payment ...	2221 · Vendors	809.30		-2,800.12
General Journal	05/09/2018	180628		Match decline...	924 · Insurance	466.69		-2,333.43
General Journal	06/08/2018	180628		Match decline...	924 · Insurance	466.69		-1,866.74
General Journal	07/09/2018	180628		Match decline...	924 · Insurance	466.69		-1,400.05
General Journal	08/09/2018	180628		Match decline...	924 · Insurance	466.69		-933.36
General Journal	09/10/2018	180628		Match decline...	924 · Insurance	466.69		-466.67
General Journal	10/09/2018	180629		Match decline...	924 · Insurance	466.67		0.00
Total 2399 · Hull Insurance - Zanette						6,014.89	0.00	0.00
2300 · NP - Other								0.00
Total 2300 · NP - Other								0.00
Total 2300 · NP						561,256.86	61,951.87	-31,487.23
2400 · A/E								0.00
2401 · Advalorem Tax Payable								0.00
Total 2401 · Advalorem Tax Payable								0.00
2431 · Other								0.00
General Journal	06/01/2018	180601		Property Tax ...	6420 · Tax con...		1,000.00	-1,000.00
General Journal	07/01/2018	180701		Property Tax ...	6420 · Tax con...		2,900.00	-3,900.00
General Journal	08/01/2018	180801		Property Tax ...	6420 · Tax con...		2,900.00	-6,800.00
General Journal	09/01/2018	180901		Property Tax ...	6420 · Tax con...		2,900.00	-9,700.00
General Journal	10/01/2018	181001	K E Andrews and C...	Property Tax ...	6420 · Tax con...		2,900.00	-12,600.00
General Journal	11/01/2018	181101		Property Tax ...	6420 · Tax con...		2,900.00	-15,500.00
General Journal	11/05/2018	181105		Reverse Prop...	6420 · Tax con...	7,000.00		-8,500.00
General Journal	12/01/2018	181201		Property Tax ...	6420 · Tax con...		2,900.00	-11,400.00
Total 2431 · Other						7,000.00	18,400.00	-11,400.00
2400 · A/E - Other								0.00
Total 2400 · A/E - Other								0.00
Total 2400 · A/E						7,000.00	18,400.00	-11,400.00
2500 · BIEC								0.00
2501 · Billing in excess of cost								0.00
Total 2501 · Billing in excess of cost								0.00
2500 · BIEC - Other								0.00
Total 2500 · BIEC - Other								0.00
Total 2500 · BIEC								0.00

Navitas Utility Corporation
General Ledger
As of December 31, 2018

Type	Date	Num	Name	Memo	Split	Debit	Credit	Balance
2600 · CPLTD								-43,540.63
2601 · Bank 2 - Equipment loan								0.00
Total 2601 · Bank 2 - Equipment loan								0.00
2602 · ALLY - Truck 00817								0.00
Total 2602 · ALLY - Truck 00817								0.00
2603 · ALLY - Truck 48604								0.00
Total 2603 · ALLY - Truck 48604								0.00
2604 · F & M Bank - Truck 69142								0.00
Total 2604 · F & M Bank - Truck 69142								0.00
2605 · ALLY - Truck 08647								0.00
Total 2605 · ALLY - Truck 08647								0.00
2606 · CNH - Tractor 07466								0.00
Total 2606 · CNH - Tractor 07466								0.00
2607 · F & M Bank - Backhoe - 05281								0.00
Total 2607 · F & M Bank - Backhoe - 05281								0.00
2608 · Ford - Truck 02868								0.00
Total 2608 · Ford - Truck 02868								0.00
2609 · Ford - Truck 02873								0.00
Total 2609 · Ford - Truck 02873								0.00
2610 · Ford - Truck 12144								0.00
Total 2610 · Ford - Truck 12144								0.00
2611 · F & M Bank-Truck 02871 & 02869								0.00
Total 2611 · F & M Bank-Truck 02871 & 02869								0.00
2612 · F&M Bank-Trk 12144,02868,02873								0.00
Total 2612 · F&M Bank-Trk 12144,02868,02873								0.00
2613 · F & M Bank - Truck 56529								0.00
Total 2613 · F & M Bank - Truck 56529								0.00
2614 · Ford - Truck 53365								0.00
Total 2614 · Ford - Truck 53365								0.00
2615 · Ford - Truck 53368								0.00
Total 2615 · Ford - Truck 53368								0.00
2616 · F & M Bank - Truck 53365, 53368								0.00
Total 2616 · F & M Bank - Truck 53365, 53368								0.00

Navitas Utility Corporation
General Ledger
As of December 31, 2018

Type	Date	Num	Name	Memo	Split	Debit	Credit	Balance
2617 · Ford MC - Truck 18367								0.00
Total 2617 · Ford MC - Truck 18367								0.00
2618 · Ford MC - Truck 24176								0.00
Total 2618 · Ford MC - Truck 24176								0.00
2619 · Ford MC - Truck 15865								0.00
Total 2619 · Ford MC - Truck 15865								0.00
2620 · F&M Bank - Trailer & S/S								0.00
Total 2620 · F&M Bank - Trailer & S/S								0.00
2621 · ALLY - Truck 71538								-6,512.10
Bill	01/18/2018	180123	Ally	024922596418	2221 · Vendors		32.83	-6,544.93
Bill	02/18/2018	180218	Ally	024922596418	2221 · Vendors		33.00	-6,577.93
Bill	02/18/2018	180218	Ally	024922596418	2221 · Vendors	5,977.93		-600.00
Bill	03/16/2018	180322	Ally	024922596418	2221 · Vendors	600.00		0.00
Total 2621 · ALLY - Truck 71538						6,577.93	65.83	0.00
2622 · ALLY - Truck 17348								-6,423.26
Bill	01/26/2018	180205	Ally	024921495072	2221 · Vendors		19.00	-6,442.26
Bill	02/23/2018	180301	Ally	024921495072	2221 · Vendors		19.06	-6,461.32
Bill	03/26/2018	180404	Ally	024921495072	2221 · Vendors		19.11	-6,480.43
Bill	04/25/2018	180502	Ally	024921495072	2221 · Vendors		19.17	-6,499.60
Bill	05/25/2018	18052...	Ally	024921495072	2221 · Vendors		19.23	-6,518.83
Bill	06/25/2018	18062...	Ally	024921495072	2221 · Vendors		19.28	-6,538.11
Bill	07/25/2018	18072...	Ally	024921495072	2221 · Vendors		19.34	-6,557.45
Bill	09/01/2018	18082...	Ally	024921495072	2221 · Vendors		19.40	-6,576.85
Bill	10/01/2018	18092...	Ally	024921495072	2221 · Vendors		19.46	-6,596.31
Bill	10/26/2018	18102...	Ally	024921495072	2221 · Vendors		19.51	-6,615.82
Bill	11/23/2018	18112...	Ally	024921495072	2221 · Vendors		19.57	-6,635.39
Bill	12/26/2018	18122...	Ally	024921495072	2221 · Vendors		19.63	-6,655.02
Total 2622 · ALLY - Truck 17348						0.00	231.76	-6,655.02
2623 · ALLY - Truck 33802								-6,257.67
Bill	01/30/2018	180206	Ally	024924239093	2221 · Vendors		26.02	-6,283.69
Bill	01/30/2018	180206	Ally	024924239093	2221 · Vendors	5,657.56		-626.13
Bill	02/27/2018	180305	Ally	024924239093	2221 · Vendors	515.14		-110.99
Bill	03/30/2018	180409	Ally	024924239093	2221 · Vendors	110.99		0.00
Total 2623 · ALLY - Truck 33802						6,283.69	26.02	0.00

Navitas Utility Corporation
General Ledger
As of December 31, 2018

Type	Date	Num	Name	Memo	Split	Debit	Credit	Balance
2624 · ALLY - Truck 66845								-6,535.11
Bill	01/05/2018	180115	Ally	024923459722	2221 · Vendors		25.87	-6,560.98
Bill	02/06/2018	180212	Ally	024923459722	2221 · Vendors		25.97	-6,586.95
Bill	03/06/2018	180312	Ally	024923459722	2221 · Vendors		26.07	-6,613.02
Bill	04/06/2018	180412	Ally	024923459722	2221 · Vendors		26.18	-6,639.20
Bill	05/04/2018	18050...	Ally	024923459722	2221 · Vendors		26.28	-6,665.48
Bill	06/05/2018	18060...	Ally	024923459722	2221 · Vendors		26.38	-6,691.86
Bill	07/03/2018	18070...	Ally	024923459722	2221 · Vendors		26.49	-6,718.35
Bill	07/11/2018	18070...	Ally	024923459722	2221 · Vendors	2,386.39		-4,331.96
Bill	08/01/2018	18080...	Ally	024923459722	2221 · Vendors	3,400.00		-931.96
Bill	08/05/2018	18080...	Ally	024923459722	2221 · Vendors	547.78		-384.18
Bill	09/14/2018	18090...	Ally	024923459722	2221 · Vendors	384.18		0.00
Total 2624 · ALLY - Truck 66845						6,718.35	183.24	0.00
2625 · F&M - New Case Excavator								-6,339.23
Bill	01/12/2018	180123	F & M Bank	Loan 9995000	2221 · Vendors		25.09	-6,364.32
Bill	02/09/2018	180219	F & M Bank	Loan 9995000	2221 · Vendors		25.19	-6,389.51
Bill	03/13/2018	180319	F & M Bank	Loan 9995000	2221 · Vendors		25.29	-6,414.80
Bill	04/12/2018	180420	F & M Bank	Loan 9995000	2221 · Vendors		25.39	-6,440.19
Bill	05/11/2018	180511	F & M Bank	Loan 999500...	2221 · Vendors		25.49	-6,465.68
Bill	06/12/2018	180612	F & M Bank	Loan 999500...	2221 · Vendors		25.59	-6,491.27
Bill	07/13/2018	180713	F & M Bank	Loan 999500...	2221 · Vendors		25.69	-6,516.96
Bill	08/13/2018	180813	F & M Bank	Loan 999500...	2221 · Vendors		25.80	-6,542.76
Bill	09/12/2018	180912	F & M Bank	Loan 999500...	2221 · Vendors		25.90	-6,568.66
Bill	10/19/2018	181012	F & M Bank	Loan 999500...	2221 · Vendors		26.00	-6,594.66
Bill	11/09/2018	181109	F & M Bank	Loan 999500...	2221 · Vendors		26.10	-6,620.76
Bill	12/13/2018	181213	F & M Bank	Loan 999500...	2221 · Vendors		26.21	-6,646.97
Total 2625 · F&M - New Case Excavator						0.00	307.74	-6,646.97
2626 · ALLY - Truck 52352								-6,469.03
Bill	01/19/2018	180126	Ally	611925685889	2221 · Vendors		25.82	-6,494.85
Bill	02/16/2018	180222	Ally	611925685889	2221 · Vendors		25.93	-6,520.78
Bill	03/20/2018	180327	Ally	611925685889	2221 · Vendors		26.03	-6,546.81
Bill	04/19/2018	180423	Ally	611925685889	2221 · Vendors		26.13	-6,572.94
Bill	05/18/2018	18051...	Ally	611925685889	2221 · Vendors		26.24	-6,599.18
Bill	06/19/2018	18061...	Ally	611925685889	2221 · Vendors		26.34	-6,625.52
Bill	08/01/2018	18080...	Ally	611925685889	2221 · Vendors		26.45	-6,651.97
Bill	08/01/2018	18080...	Ally	AN 61192568...	2221 · Vendors			-6,651.97
Bill	09/01/2018	18090...	Ally	AN 61192568...	2221 · Vendors		26.55	-6,678.52
Bill	09/05/2018	18090...	Ally	AN 61192568...	2221 · Vendors			-6,678.52
Bill	10/01/2018	18100...	Ally	AN 61192568...	2221 · Vendors		26.66	-6,705.18
Bill	10/05/2018	18100...	Ally	AN 61192568...	2221 · Vendors	6,366.48		-338.70
Bill	11/01/2018	18110...	Ally	AN 61192568...	2221 · Vendors	338.70		0.00
Total 2626 · ALLY - Truck 52352						6,705.18	236.15	0.00

Navitas Utility Corporation
General Ledger
As of December 31, 2018

Type	Date	Num	Name	Memo	Split	Debit	Credit	Balance
2627 · ALLY - Truck 84546								-5,004.23
Bill	01/04/2018	180108	Ally	611927038563	2221 · Vendors		19.81	-5,024.04
Bill	02/02/2018	180208	Ally	611927038563	2221 · Vendors		19.89	-5,043.93
Bill	03/02/2018	180308	Ally	611927038563	2221 · Vendors		19.97	-5,063.90
Bill	04/04/2018	180409	Ally	611927038563	2221 · Vendors		20.04	-5,083.94
Bill	05/04/2018	18050...	Ally	611927038563	2221 · Vendors		20.12	-5,104.06
Bill	06/05/2018	18060...	Ally	611927038563	2221 · Vendors		20.20	-5,124.26
Bill	07/05/2018	18070...	Ally	611927038563	2221 · Vendors		20.28	-5,144.54
Bill	08/05/2018	18050...	Ally	611927038563	2221 · Vendors		20.36	-5,164.90
Bill	09/01/2018	18090...	Ally	611927038563	2221 · Vendors		20.44	-5,185.34
Bill	10/01/2018	18100...	Ally	611927038563	2221 · Vendors		20.53	-5,205.87
Bill	11/01/2018	18110...	Ally	611927038563	2221 · Vendors		20.61	-5,226.48
Bill	11/05/2018	18110...	Ally	611927038563	2221 · Vendors	0.00		-5,226.48
Bill	12/01/2018	18120...	Ally	611927038563	2221 · Vendors		20.69	-5,247.17
Bill	12/05/2018	18120...	Ally	611927038563	2221 · Vendors	0.00		-5,247.17
Total 2627 · ALLY - Truck 84546						0.00	242.94	-5,247.17
2628 · FMC - Truck 85722								0.00
Bill	02/08/2018	180208	England Ford Inc	2017 Ford F-2...	2221 · Vendors		8,956.45	-8,956.45
Bill	02/28/2018	180305	Ford Credit	Account # 56...	2221 · Vendors		32.77	-8,989.22
Bill	04/05/2018	180410	Ford Credit	Account # 56...	2221 · Vendors		32.89	-9,022.11
Bill	05/05/2018	18050...	Ford Credit	Account # 56...	2221 · Vendors		33.01	-9,055.12
Bill	06/05/2018	18060...	Ford Credit	Account # 56...	2221 · Vendors		33.13	-9,088.25
Bill	07/05/2018	18070...	Ford Credit	Account # 56...	2221 · Vendors		33.25	-9,121.50
Bill	08/05/2018	18080...	Ford Credit	Account # 56...	2221 · Vendors		33.37	-9,154.87
Bill	09/01/2018	18090...	Ford Credit	Account # 56...	2221 · Vendors		33.49	-9,188.36
Bill	10/01/2018	18100...	Ford Credit	Account # 56...	2221 · Vendors		33.61	-9,221.97
Bill	11/01/2018	18110...	Ford Credit	Account # 56...	2221 · Vendors		33.74	-9,255.71
Bill	12/01/2018	18120...	Ford Credit	Account # 56...	2221 · Vendors		33.86	-9,289.57
Total 2628 · FMC - Truck 85722						0.00	9,289.57	-9,289.57
2629 · GMF - Truck 66930								0.00
Bill	02/09/2018	180209	Mike Hellack Chevro...	2018 Chevy S...	2221 · Vendors		6,210.38	-6,210.38
Bill	03/06/2018	180315	GM Financial	Acct # 21100...	2221 · Vendors		29.24	-6,239.62
Bill	04/06/2018	180416	GM Financial	Acct # 21100...	2221 · Vendors		29.38	-6,269.00
Bill	05/06/2018	18050...	GM Financial	Acct # 21100...	2221 · Vendors		29.52	-6,298.52
Bill	06/05/2018	18060...	GM Financial	Acct # 21100...	2221 · Vendors		29.66	-6,328.18
Bill	07/05/2018	18070...	GM Financial	Acct # 21100...	2221 · Vendors		29.80	-6,357.98
Bill	08/05/2018	18080...	GM Financial	Acct # 21100...	2221 · Vendors		29.94	-6,387.92
Bill	09/01/2018	18090...	GM Financial	Acct # 21100...	2221 · Vendors		30.08	-6,418.00
Bill	10/01/2018	18100...	GM Financial	Acct # 21100...	2221 · Vendors		30.22	-6,448.22
Bill	11/01/2018	18110...	GM Financial	Acct # 21100...	2221 · Vendors		30.36	-6,478.58
Bill	12/01/2018	18120...	GM Financial	Acct # 21100...	2221 · Vendors		30.50	-6,509.08
Total 2629 · GMF - Truck 66930						0.00	6,509.08	-6,509.08

Navitas Utility Corporation
General Ledger
As of December 31, 2018

Type	Date	Num	Name	Memo	Split	Debit	Credit	Balance
2630 · FMC - Truck 65305								0.00
Bill	06/05/2018	18053...	Ford Credit	Account # 56...	2221 · Vendors		54.79	-54.79
Bill	07/05/2018	18063...	Ford Credit	Account # 56...	2221 · Vendors		55.02	-109.81
Bill	07/31/2018	180731	England Ford Inc	2018 Ford F-2...	2221 · Vendors		13,176.79	-13,286.60
Bill	08/05/2018	18073...	Ford Credit	Account # 56...	2221 · Vendors		55.25	-13,341.85
Bill	09/01/2018	18083...	Ford Credit	Account # 56...	2221 · Vendors		55.48	-13,397.33
Bill	10/01/2018	18093...	Ford Credit	Account # 56...	2221 · Vendors		55.71	-13,453.04
Bill	10/30/2018	18103...	Ford Credit	Account # 56...	2221 · Vendors		55.94	-13,508.98
Bill	11/30/2018	18113...	Ford Credit	Account # 56...	2221 · Vendors		56.17	-13,565.15
Bill	12/30/2018	18123...	Ford Credit	Account # 56...	2221 · Vendors		56.41	-13,621.56
Total 2630 · FMC - Truck 65305						0.00	13,621.56	-13,621.56
2631 · FMC - Truck 59706								0.00
Bill	08/19/2018	18090...	Ford Credit	Account # 56...	2221 · Vendors		47.55	-47.55
Bill	09/01/2018	180901	England Ford Inc	2018 Ford F-5...	2221 · Vendors		9,606.88	-9,654.43
Bill	10/01/2018	18100...	Ford Credit	Account # 56...	2221 · Vendors		47.79	-9,702.22
Bill	11/01/2018	18110...	Ford Credit	Account # 56...	2221 · Vendors		48.03	-9,750.25
Bill	12/01/2018	18120...	Ford Credit	Account # 56...	2221 · Vendors		48.26	-9,798.51
Total 2631 · FMC - Truck 59706						0.00	9,798.51	-9,798.51
2632 · GMF - Truck 22354								0.00
Bill	10/25/2018	191025	Wheeler Chevrolet, I...	2018 Chevy S...	2221 · Vendors		5,877.34	-5,877.34
Bill	11/01/2018	18110...	GM Financial	Acct: # 21101...	2221 · Vendors		34.53	-5,911.87
Bill	12/01/2018	18120...	GM Financial	Acct: # 21101...	2221 · Vendors		34.73	-5,946.60
Total 2632 · GMF - Truck 22354						0.00	5,946.60	-5,946.60
2633 · Ally - Truck 44442								0.00
Total 2633 · Ally - Truck 44442								0.00
2600 · CPLTD - Other								0.00
Total 2600 · CPLTD - Other								0.00
Total 2600 · CPLTD						26,285.15	46,459.00	-63,714.48
2700 · LTD								-142,059.36
2701 · Bank 2 - Equipment loan								0.00
Total 2701 · Bank 2 - Equipment loan								0.00
2702 · ALLY - Truck 00817								0.00
Total 2702 · ALLY - Truck 00817								0.00
2703 · ALLY - Truck 48604								0.00
Total 2703 · ALLY - Truck 48604								0.00
2704 · F & M Bank - Truck 69142								0.00
Total 2704 · F & M Bank - Truck 69142								0.00

Navitas Utility Corporation
General Ledger
As of December 31, 2018

Type	Date	Num	Name	Memo	Split	Debit	Credit	Balance
2705 · ALLY - Truck 08647								0.00
Total 2705 · ALLY - Truck 08647								0.00
2706 · CNH - Tractor 07466								0.00
Total 2706 · CNH - Tractor 07466								0.00
2707 · F & M Bank - Backhoe - 05281								0.00
Total 2707 · F & M Bank - Backhoe - 05281								0.00
2708 · Ford - Truck 02868								0.00
Total 2708 · Ford - Truck 02868								0.00
2709 · Ford - Truck 02873								0.00
Total 2709 · Ford - Truck 02873								0.00
2710 · Ford - Truck 12144								0.00
Total 2710 · Ford - Truck 12144								0.00
2711 · F & M Bank-Truck 02871 & 02869								0.00
Total 2711 · F & M Bank-Truck 02871 & 02869								0.00
2712 · F&M Bank-Trk 12144,02868,02873								0.00
Total 2712 · F&M Bank-Trk 12144,02868,02873								0.00
2713 · F & M Bank - Truck 56529								0.00
Total 2713 · F & M Bank - Truck 56529								0.00
2716 · F & M Bank - Truck 53365, 53368								0.00
Total 2716 · F & M Bank - Truck 53365, 53368								0.00
2717 · Ford MC - Truck 18367								0.00
Total 2717 · Ford MC - Truck 18367								0.00
2718 · Ford MC - Truck 24176								0.00
Total 2718 · Ford MC - Truck 24176								0.00
2719 · Ford MC - Truck 15865								0.00
Total 2719 · Ford MC - Truck 15865								0.00
2720 · F&M Bank - Trailer & S/S								0.00
Total 2720 · F&M Bank - Trailer & S/S								0.00
2721 · ALLY - Truck 71538								-12,386.05
Bill	01/18/2018	180123	Ally	024922596418	2221 · Vendors	560.62		-11,825.43
Bill	02/18/2018	180218	Ally	024922596418	2221 · Vendors	563.45		-11,261.98
Bill	02/18/2018	180218	Ally	024922596418	2221 · Vendors	11,261.98		0.00
Total 2721 · ALLY - Truck 71538						12,386.05	0.00	0.00

Navitas Utility Corporation
General Ledger
As of December 31, 2018

Type	Date	Num	Name	Memo	Split	Debit	Credit	Balance
2722 · ALLY - Truck 17348								-15,903.48
Bill	01/26/2018	180205	Ally	024921495072	2221 · Vendors	545.62		-15,357.86
Bill	02/23/2018	180301	Ally	024921495072	2221 · Vendors	547.24		-14,810.62
Bill	03/26/2018	180404	Ally	024921495072	2221 · Vendors	548.85		-14,261.77
Bill	04/25/2018	180502	Ally	024921495072	2221 · Vendors	550.48		-13,711.29
Bill	05/25/2018	18052...	Ally	024921495072	2221 · Vendors	552.11		-13,159.18
Bill	06/25/2018	18062...	Ally	024921495072	2221 · Vendors	553.74		-12,605.44
Bill	07/25/2018	18072...	Ally	024921495072	2221 · Vendors	555.38		-12,050.06
Bill	09/01/2018	18082...	Ally	024921495072	2221 · Vendors	557.02		-11,493.04
Bill	10/01/2018	18092...	Ally	024921495072	2221 · Vendors	558.67		-10,934.37
Bill	10/26/2018	18102...	Ally	024921495072	2221 · Vendors	560.32		-10,374.05
Bill	11/23/2018	18112...	Ally	024921495072	2221 · Vendors	561.98		-9,812.07
Bill	12/26/2018	18122...	Ally	024921495072	2221 · Vendors	563.64		-9,248.43
Total 2722 · ALLY - Truck 17348						6,655.05	0.00	-9,248.43
2723 · ALLY - Truck 33802								-15,872.06
Bill	01/30/2018	180206	Ally	024924239093	2221 · Vendors	535.68		-15,336.38
Bill	01/30/2018	180206	Ally	024924239093	2221 · Vendors	15,336.38		0.00
Total 2723 · ALLY - Truck 33802						15,872.06	0.00	0.00
2724 · ALLY - Truck 66845								-21,571.32
Bill	01/05/2018	180115	Ally	024923459722	2221 · Vendors	558.71		-21,012.61
Bill	02/06/2018	180212	Ally	024923459722	2221 · Vendors	560.92		-20,451.69
Bill	03/06/2018	180312	Ally	024923459722	2221 · Vendors	563.14		-19,888.55
Bill	04/06/2018	180412	Ally	024923459722	2221 · Vendors	565.37		-19,323.18
Bill	05/04/2018	18050...	Ally	024923459722	2221 · Vendors	567.61		-18,755.57
Bill	06/05/2018	18060...	Ally	024923459722	2221 · Vendors	569.85		-18,185.72
Bill	06/05/2018	18060...	Ally	024923459722	2221 · Vendors	10,000.00		-8,185.72
Bill	07/03/2018	18070...	Ally	024923459722	2221 · Vendors	572.11		-7,613.61
Bill	07/11/2018	18070...	Ally	024923459722	2221 · Vendors	7,613.61		0.00
Bill	08/01/2018	18080...	Ally	024923459722	2221 · Vendors			0.00
Bill	08/05/2018	18080...	Ally	024923459722	2221 · Vendors	0.00		0.00
Bill	09/14/2018	18090...	Ally	024923459722	2221 · Vendors	0.00		0.00
Total 2724 · ALLY - Truck 66845						21,571.32	0.00	0.00

Navitas Utility Corporation
General Ledger
As of December 31, 2018

Type	Date	Num	Name	Memo	Split	Debit	Credit	Balance
2725 · F&M - New Case Excavator								-22,176.75
Bill	01/12/2018	180123	F & M Bank	Loan 9995000	2221 · Vendors	541.96		-21,634.79
Bill	02/09/2018	180219	F & M Bank	Loan 9995000	2221 · Vendors	544.10		-21,090.69
Bill	03/13/2018	180319	F & M Bank	Loan 9995000	2221 · Vendors	546.26		-20,544.43
Bill	04/12/2018	180420	F & M Bank	Loan 9995000	2221 · Vendors	548.42		-19,996.01
Bill	05/11/2018	180511	F & M Bank	Loan 999500...	2221 · Vendors	550.59		-19,445.42
Bill	06/12/2018	180612	F & M Bank	Loan 999500...	2221 · Vendors	552.77		-18,892.65
Bill	07/13/2018	180713	F & M Bank	Loan 999500...	2221 · Vendors	554.96		-18,337.69
Bill	08/13/2018	180813	F & M Bank	Loan 999500...	2221 · Vendors	557.16		-17,780.53
Bill	09/12/2018	180912	F & M Bank	Loan 999500...	2221 · Vendors	559.36		-17,221.17
Bill	10/19/2018	181012	F & M Bank	Loan 999500...	2221 · Vendors	561.58		-16,659.59
Bill	11/09/2018	181109	F & M Bank	Loan 999500...	2221 · Vendors	563.80		-16,095.79
Bill	12/13/2018	181213	F & M Bank	Loan 999500...	2221 · Vendors	566.03		-15,529.76
Total 2725 · F&M - New Case Excavator						6,646.99	0.00	-15,529.76
2726 · ALLY - Truck 52352								-25,239.75
Bill	01/19/2018	180126	Ally	611925685889	2221 · Vendors	553.17		-24,686.58
Bill	02/16/2018	180222	Ally	611925685889	2221 · Vendors	555.38		-24,131.20
Bill	03/20/2018	180327	Ally	611925685889	2221 · Vendors	557.60		-23,573.60
Bill	04/19/2018	180423	Ally	611925685889	2221 · Vendors	559.83		-23,013.77
Bill	05/18/2018	18051...	Ally	611925685889	2221 · Vendors	535.82		-22,477.95
Bill	06/19/2018	18061...	Ally	611925685889	2221 · Vendors	537.96		-21,939.99
Bill	08/01/2018	18080...	Ally	611925685889	2221 · Vendors	566.56		-21,373.43
Bill	08/01/2018	18080...	Ally	AN 61192568...	2221 · Vendors	6,600.00		-14,773.43
Bill	09/01/2018	18090...	Ally	AN 61192568...	2221 · Vendors	568.82		-14,204.61
Bill	09/05/2018	18090...	Ally	AN 61192568...	2221 · Vendors	10,000.00		-4,204.61
Bill	10/01/2018	18100...	Ally	AN 61192568...	2221 · Vendors	571.09		-3,633.52
Bill	10/05/2018	18100...	Ally	AN 61192568...	2221 · Vendors	3,633.52		0.00
Bill	11/01/2018	18110...	Ally	AN 61192568...	2221 · Vendors	0.00		0.00
Total 2726 · ALLY - Truck 52352						25,239.75	0.00	0.00
2727 · ALLY - Truck 84546								-28,909.95
Bill	01/04/2018	180108	Ally	611927038563	2221 · Vendors	427.83		-28,482.12
Bill	02/02/2018	180208	Ally	611927038563	2221 · Vendors	429.52		-28,052.60
Bill	03/02/2018	180308	Ally	611927038563	2221 · Vendors	431.22		-27,621.38
Bill	04/04/2018	180409	Ally	611927038563	2221 · Vendors	432.93		-27,188.45
Bill	05/04/2018	18050...	Ally	611927038563	2221 · Vendors	434.64		-26,753.81
Bill	06/05/2018	18060...	Ally	611927038563	2221 · Vendors	436.36		-26,317.45
Bill	07/05/2018	18070...	Ally	611927038563	2221 · Vendors	438.09		-25,879.36
Bill	08/05/2018	18050...	Ally	611927038563	2221 · Vendors	439.82		-25,439.54
Bill	09/01/2018	18090...	Ally	611927038563	2221 · Vendors	441.56		-24,997.98
Bill	10/01/2018	18100...	Ally	611927038563	2221 · Vendors	443.31		-24,554.67
Bill	11/01/2018	18110...	Ally	611927038563	2221 · Vendors	445.07		-24,109.60
Bill	11/05/2018	18110...	Ally	611927038563	2221 · Vendors	10,000.00		-14,109.60

Navitas Utility Corporation
General Ledger
As of December 31, 2018

Type	Date	Num	Name	Memo	Split	Debit	Credit	Balance
Bill	12/01/2018	18120...	Ally	611927038563	2221 · Vendors	446.83		-13,662.77
Bill	12/05/2018	18120...	Ally	611927038563	2221 · Vendors	10,000.00		-3,662.77
Total 2727 · ALLY - Truck 84546						25,247.18	0.00	-3,662.77
2728 · FMC - Truck 85722								0.00
Bill	02/08/2018	180208	England Ford Inc	2017 Ford F-2...	2221 · Vendors		40,021.55	-40,021.55
Bill	02/28/2018	180305	Ford Credit	Account # 56...	2221 · Vendors	764.24		-39,257.31
Bill	04/05/2018	180410	Ford Credit	Account # 56...	2221 · Vendors	767.03		-38,490.28
Bill	05/05/2018	18050...	Ford Credit	Account # 56...	2221 · Vendors	769.84		-37,720.44
Bill	06/05/2018	18060...	Ford Credit	Account # 56...	2221 · Vendors	772.66		-36,947.78
Bill	07/05/2018	18070...	Ford Credit	Account # 56...	2221 · Vendors	775.48		-36,172.30
Bill	08/05/2018	18080...	Ford Credit	Account # 56...	2221 · Vendors	778.32		-35,393.98
Bill	09/01/2018	18090...	Ford Credit	Account # 56...	2221 · Vendors	781.17		-34,612.81
Bill	10/01/2018	18100...	Ford Credit	Account # 56...	2221 · Vendors	784.02		-33,828.79
Bill	11/01/2018	18110...	Ford Credit	Account # 56...	2221 · Vendors	786.89		-33,041.90
Bill	12/01/2018	18120...	Ford Credit	Account # 56...	2221 · Vendors	789.77		-32,252.13
Total 2728 · FMC - Truck 85722						7,769.42	40,021.55	-32,252.13
2729 · GMF - Truck 66930								0.00
Bill	02/09/2018	180209	Mike Hellack Chevro...	2018 Chevy S...	2221 · Vendors		28,657.62	-28,657.62
Bill	03/06/2018	180315	GM Financial	Acct # 21100...	2221 · Vendors	533.51		-28,124.11
Bill	04/06/2018	180416	GM Financial	Acct # 21100...	2221 · Vendors	536.02		-27,588.09
Bill	05/06/2018	18050...	GM Financial	Acct # 21100...	2221 · Vendors	538.54		-27,049.55
Bill	06/05/2018	18060...	GM Financial	Acct # 21100...	2221 · Vendors	541.08		-26,508.47
Bill	07/05/2018	18070...	GM Financial	Acct # 21100...	2221 · Vendors	543.63		-25,964.84
Bill	08/05/2018	18080...	GM Financial	Acct # 21100...	2221 · Vendors	546.18		-25,418.66
Bill	09/01/2018	18090...	GM Financial	Acct # 21100...	2221 · Vendors	548.76		-24,869.90
Bill	10/01/2018	18100...	GM Financial	Acct # 21100...	2221 · Vendors	551.34		-24,318.56
Bill	11/01/2018	18110...	GM Financial	Acct # 21100...	2221 · Vendors	553.94		-23,764.62
Bill	12/01/2018	18120...	GM Financial	Acct # 21100...	2221 · Vendors	556.54		-23,208.08
Total 2729 · GMF - Truck 66930						5,449.54	28,657.62	-23,208.08
2730 · FMC - Truck 65305								0.00
Bill	06/05/2018	18053...	Ford Credit	Account # 56...	2221 · Vendors	1,127.97		1,127.97
Bill	07/05/2018	18063...	Ford Credit	Account # 56...	2221 · Vendors	1,132.66		2,260.63
Bill	07/31/2018	180731	England Ford Inc	2018 Ford F-2...	2221 · Vendors		59,787.21	-57,526.58
Bill	08/05/2018	18073...	Ford Credit	Account # 56...	2221 · Vendors	1,137.27		-56,389.31
Bill	09/01/2018	18083...	Ford Credit	Account # 56...	2221 · Vendors	1,142.10		-55,247.21
Bill	10/01/2018	18093...	Ford Credit	Account # 56...	2221 · Vendors	1,146.85		-54,100.36
Bill	10/30/2018	18103...	Ford Credit	Account # 56...	2221 · Vendors	1,151.65		-52,948.71
Bill	11/30/2018	18113...	Ford Credit	Account # 56...	2221 · Vendors	1,156.41		-51,792.30
Bill	12/30/2018	18123...	Ford Credit	Account # 56...	2221 · Vendors	1,161.22		-50,631.08
Total 2730 · FMC - Truck 65305						9,156.13	59,787.21	-50,631.08

Navitas Utility Corporation
General Ledger
As of December 31, 2018

Type	Date	Num	Name	Memo	Split	Debit	Credit	Balance
2731 · FMC - Truck 59706								0.00
Bill	08/19/2018	18090...	Ford Credit	Account # 56...	2221 · Vendors	826.56		826.56
Bill	09/01/2018	180901	England Ford Inc	2018 Ford F-5...	2221 · Vendors		44,661.00	-43,834.44
Bill	10/01/2018	18100...	Ford Credit	Account # 56...	2221 · Vendors	830.66		-43,003.78
Bill	11/01/2018	18110...	Ford Credit	Account # 56...	2221 · Vendors	834.77		-42,169.01
Bill	12/01/2018	18120...	Ford Credit	Account # 56...	2221 · Vendors	838.90		-41,330.11
Total 2731 · FMC - Truck 59706						3,330.89	44,661.00	-41,330.11
2732 · GMF - Truck 22354								0.00
Bill	10/25/2018	191025	Wheeler Chevrolet, I...	2018 Chevy S...	2221 · Vendors		28,112.66	-28,112.66
Bill	11/01/2018	18110...	GM Financial	Acct: # 21101...	2221 · Vendors	508.68		-27,603.98
Bill	12/01/2018	18120...	GM Financial	Acct: # 21101...	2221 · Vendors	511.67		-27,092.31
Total 2732 · GMF - Truck 22354						1,020.35	28,112.66	-27,092.31
2733 · Ally - Truck 44442								0.00
Total 2733 · Ally - Truck 44442								0.00
2799 · NALLC - Navitas 1 & CHQ								0.00
Total 2799 · NALLC - Navitas 1 & CHQ								0.00
2700 · LTD - Other								0.00
Total 2700 · LTD - Other								0.00
Total 2700 · LTD						140,344.73	201,240.04	-202,954.67
2800 · DL								-97,881.45
2801 · Deferred tax liability								0.00
Total 2801 · Deferred tax liability								0.00
2832 · Accrued Insurance Deductible								-79,640.73
Total 2832 · Accrued Insurance Deductible								-79,640.73
2833 · Accrued non-W/C Disability								-18,240.72
General Journal	03/07/2018	180307		BR took 4 co...	874.46 · Mains...	288.00		-17,952.72
General Journal	12/31/2018	10060...		Adj to 236 da...	926 · Employe...		927.28	-18,880.00
Total 2833 · Accrued non-W/C Disability						288.00	927.28	-18,880.00

Navitas Utility Corporation
General Ledger
As of December 31, 2018

Type	Date	Num	Name	Memo	Split	Debit	Credit	Balance
2899 · Prepaid vehicle lease								0.00
Credit	05/31/2018		Navitas 1, LLC		2221 · Vendors		10,000.00	-10,000.00
General Journal	06/01/2018	180602		Monthly lease...	3901 · Accum ...	2,000.00		-8,000.00
Credit	06/30/2018		Navitas 1, LLC		2221 · Vendors		10,000.00	-18,000.00
General Journal	07/01/2018	180602		Monthly lease...	3901 · Accum ...	2,000.00		-16,000.00
Credit	07/31/2018		Navitas 1, LLC		2221 · Vendors		10,000.00	-26,000.00
General Journal	08/01/2018	180602		Monthly lease...	3901 · Accum ...	2,000.00		-24,000.00
Credit	08/31/2018		Navitas 1, LLC		2221 · Vendors		10,000.00	-34,000.00
General Journal	09/01/2018	180602		Monthly lease...	3901 · Accum ...	2,000.00		-32,000.00
Credit	09/30/2018		Navitas 1, LLC		2221 · Vendors		10,000.00	-42,000.00
General Journal	10/01/2018	180602		Monthly lease...	3901 · Accum ...	2,000.00		-40,000.00
Credit	10/31/2018		Navitas 1, LLC		2221 · Vendors		10,000.00	-50,000.00
General Journal	11/01/2018	180602		Monthly lease...	3901 · Accum ...	2,000.00		-48,000.00
Credit	11/30/2018		Navitas 1, LLC		2221 · Vendors		10,000.00	-58,000.00
General Journal	12/01/2018	180602		Monthly lease...	3901 · Accum ...	2,000.00		-56,000.00
Credit	12/31/2018		Navitas 1, LLC		2221 · Vendors		10,000.00	-66,000.00
Total 2899 · Prepaid vehicle lease						14,000.00	80,000.00	-66,000.00
2800 · DL - Other								0.00
Total 2800 · DL - Other								0.00
Total 2800 · DL						14,288.00	80,927.28	-164,520.73
2900 · MI								0.00
2901 · Minority interest								0.00
Total 2901 · Minority interest								0.00
2900 · MI - Other								0.00
Total 2900 · MI - Other								0.00
Total 2900 · MI								0.00
3000 · Equity								-182,349.93
3001 · Opening Bal Equity								0.00
Total 3001 · Opening Bal Equity								0.00
3101 · Common stock								-66,000.00
Total 3101 · Common stock								-66,000.00
3201 · Additional paid-in capital								-113,723.20
Total 3201 · Additional paid-in capital								-113,723.20

Navitas Utility Corporation
General Ledger
As of December 31, 2018

Type	Date	Num	Name	Memo	Split	Debit	Credit	Balance
3901 · Accum other compre incom								-2,626.73
General Journal	01/01/2018	180101		01/01/18-01/3...	926 · Employe...		34,339.65	-36,966.38
General Journal	06/01/2018	180602		Monthly lease...	2899 · Prepaid...		2,000.00	-38,966.38
General Journal	07/01/2018	180602		Monthly lease...	2899 · Prepaid...		2,000.00	-40,966.38
General Journal	08/01/2018	180602		Monthly lease...	2899 · Prepaid...		2,000.00	-42,966.38
General Journal	09/01/2018	180602		Monthly lease...	2899 · Prepaid...		2,000.00	-44,966.38
General Journal	10/01/2018	180602		Monthly lease...	2899 · Prepaid...		2,000.00	-46,966.38
General Journal	11/01/2018	180602		Monthly lease...	2899 · Prepaid...		2,000.00	-48,966.38
General Journal	12/01/2018	180602		Monthly lease...	2899 · Prepaid...		2,000.00	-50,966.38
Total 3901 · Accum other compre incom						0.00	48,339.65	-50,966.38
3000 · Equity - Other								0.00
Total 3000 · Equity - Other								0.00
Total 3000 · Equity						0.00	48,339.65	-230,689.58
3301 · Retained Earnings								-982,614.85
Total 3301 · Retained Earnings								-982,614.85
3999 · Returned Cash Flow								55,000.00
Total 3999 · Returned Cash Flow								55,000.00
400 · Operating revenue								0.00
4100 · Revenue								0.00
4101 · Service crews NMS								0.00
Total 4101 · Service crews NMS								0.00
4102 · Commodity sales NMS								0.00
Total 4102 · Commodity sales NMS								0.00
4103 · Asset billing NMS								0.00
Total 4103 · Asset billing NMS								0.00
4104 · Construction crews NMS								0.00
Total 4104 · Construction crews NMS								0.00

Navitas Utility Corporation
General Ledger
As of December 31, 2018

Type	Date	Num	Name	Memo	Split	Debit	Credit	Balance
4111 · Service crews								0.00
Invoice	01/31/2018	1801F...	Fort Cobb Fuel Auth...	874 Mains & ...	1201 · From m...		21,076.00	-21,076.00
Invoice	01/31/2018	1801F...	Fort Cobb Fuel Auth...	887 Maintena...	1201 · From m...		2,725.00	-23,801.00
Invoice	01/31/2018	1801F...	Fort Cobb Fuel Auth...	893 Maintena...	1201 · From m...		3,429.00	-27,230.00
Invoice	01/31/2018	1801F...	Fort Cobb Fuel Auth...	903 Customer...	1201 · From m...		2,695.00	-29,925.00
Invoice	01/31/2018	1801F...	Fort Cobb Fuel Auth...	908 Customer...	1201 · From m...		6,548.00	-36,473.00
Invoice	01/31/2018	1801F...	Fort Cobb Fuel Auth...	920 Administr...	1201 · From m...		27,470.00	-63,943.00
Invoice	01/31/2018	1801F...	Fort Cobb Fuel Auth...	921 Office Su...	1201 · From m...		6,088.00	-70,031.00
Invoice	01/31/2018	1801F...	Fort Cobb Fuel Auth...	923 Outside ...	1201 · From m...		8,307.00	-78,338.00
Invoice	01/31/2018	1801F...	Fort Cobb Fuel Auth...	924 Insurance	1201 · From m...		4,512.00	-82,850.00
Invoice	01/31/2018	1801F...	Fort Cobb Fuel Auth...	925 Safety & ...	1201 · From m...		348.00	-83,198.00
Invoice	01/31/2018	1801F...	Fort Cobb Fuel Auth...	926 Employe...	1201 · From m...		13,383.00	-96,581.00
Invoice	01/31/2018	1801F...	Fort Cobb Fuel Auth...	931 Rents	1201 · From m...		691.00	-97,272.00
Invoice	01/31/2018	1801F...	Fort Cobb Fuel Auth...	932 Maintena...	1201 · From m...		235.00	-97,507.00
Invoice	01/31/2018	1801F...	Fort Cobb Fuel Auth...	931 Pickups	1201 · From m...		4,759.00	-102,266.00
Invoice	01/31/2018	1801F...	Fort Cobb Fuel Auth...	931 Trucks	1201 · From m...		501.00	-102,767.00
Invoice	01/31/2018	1801F...	Fort Cobb Fuel Auth...	931 Heavy Eq...	1201 · From m...		1,148.00	-103,915.00
Invoice	01/31/2018	1801F...	Fort Cobb Fuel Auth...	931 Tools & E...	1201 · From m...		1,243.00	-105,158.00
Invoice	01/31/2018	1801F...	Fort Cobb Fuel Auth...	931 Office Eq...	1201 · From m...		1,400.00	-106,558.00
Invoice	01/31/2018	1801F...	Fort Cobb Fuel Auth...	931 Meters	1201 · From m...		3,296.00	-109,854.00
Invoice	01/31/2018	1801F...	Fort Cobb Fuel Auth...	874 Mains & ...	1201 · From m...		24,345.00	-134,199.00
Invoice	01/31/2018	1801F...	Fort Cobb Fuel Auth...	887 Maintena...	1201 · From m...		3,147.00	-137,346.00
Invoice	01/31/2018	1801F...	Fort Cobb Fuel Auth...	893 Maintena...	1201 · From m...		3,961.00	-141,307.00
Invoice	01/31/2018	1801F...	Fort Cobb Fuel Auth...	903 Customer...	1201 · From m...		3,113.00	-144,420.00
Invoice	01/31/2018	1801F...	Fort Cobb Fuel Auth...	908 Customer...	1201 · From m...		7,563.00	-151,983.00
Invoice	01/31/2018	1801F...	Fort Cobb Fuel Auth...	920 Administr...	1201 · From m...		31,731.00	-183,714.00
Invoice	01/31/2018	1801F...	Fort Cobb Fuel Auth...	921 Office Su...	1201 · From m...		7,032.00	-190,746.00
Invoice	01/31/2018	1801F...	Fort Cobb Fuel Auth...	923 Outside ...	1201 · From m...		9,595.00	-200,341.00
Invoice	01/31/2018	1801F...	Fort Cobb Fuel Auth...	924 Insurance	1201 · From m...		5,212.00	-205,553.00
Invoice	01/31/2018	1801F...	Fort Cobb Fuel Auth...	925 Safety & ...	1201 · From m...		402.00	-205,955.00
Invoice	01/31/2018	1801F...	Fort Cobb Fuel Auth...	926 Employe...	1201 · From m...		15,459.00	-221,414.00
Invoice	01/31/2018	1801F...	Fort Cobb Fuel Auth...	931 Rents	1201 · From m...		798.00	-222,212.00
Invoice	01/31/2018	1801F...	Fort Cobb Fuel Auth...	932 Maintena...	1201 · From m...		272.00	-222,484.00
Invoice	01/31/2018	1801F...	Fort Cobb Fuel Auth...	931 Pickups	1201 · From m...		5,497.00	-227,981.00
Invoice	01/31/2018	1801F...	Fort Cobb Fuel Auth...	931 Trucks	1201 · From m...		579.00	-228,560.00
Invoice	01/31/2018	1801F...	Fort Cobb Fuel Auth...	931 Heavy Eq...	1201 · From m...		1,326.00	-229,886.00
Invoice	01/31/2018	1801F...	Fort Cobb Fuel Auth...	931 Tools & E...	1201 · From m...		1,435.00	-231,321.00
Invoice	01/31/2018	1801F...	Fort Cobb Fuel Auth...	931 Office Eq...	1201 · From m...		1,617.00	-232,938.00
Invoice	01/31/2018	1801F...	Fort Cobb Fuel Auth...	931 Meters	1201 · From m...		3,807.00	-236,745.00
Invoice	01/31/2018	1801N...	Navitas OK3, LLC	874 Mains & ...	1201 · From m...		2,500.00	-239,245.00
Invoice	01/31/2018	1801N...	Navitas OK3, LLC	887 Maintena...	1201 · From m...		245.00	-239,490.00
Invoice	01/31/2018	1801N...	Navitas OK3, LLC	893 Maintena...	1201 · From m...		309.00	-239,799.00
Invoice	01/31/2018	1801N...	Navitas OK3, LLC	894 Maintena...	1201 · From m...		3,360.00	-243,159.00
Invoice	01/31/2018	1801N...	Navitas OK3, LLC	903 Customer...	1201 · From m...		243.00	-243,402.00
Invoice	01/31/2018	1801N...	Navitas OK3, LLC	908 Customer...	1201 · From m...		590.00	-243,992.00
Invoice	01/31/2018	1801N...	Navitas OK3, LLC	920 Administr...	1201 · From m...		2,474.00	-246,466.00
Invoice	01/31/2018	1801N...	Navitas OK3, LLC	921 Office Su...	1201 · From m...		548.00	-247,014.00
Invoice	01/31/2018	1801N...	Navitas OK3, LLC	923 Outside ...	1201 · From m...		748.00	-247,762.00
Invoice	01/31/2018	1801N...	Navitas OK3, LLC	924 Insurance	1201 · From m...		406.00	-248,168.00

Navitas Utility Corporation
General Ledger
As of December 31, 2018

Type	Date	Num	Name	Memo	Split	Debit	Credit	Balance
Invoice	01/31/2018	1801N...	Navitas OK3, LLC	925 Safety & ...	1201 · From m...		31.00	-248,199.00
Invoice	01/31/2018	1801N...	Navitas OK3, LLC	926 Employe...	1201 · From m...		1,205.00	-249,404.00
Invoice	01/31/2018	1801N...	Navitas OK3, LLC	931 Rents	1201 · From m...		62.00	-249,466.00
Invoice	01/31/2018	1801N...	Navitas OK3, LLC	932 Maintena...	1201 · From m...		21.00	-249,487.00
Invoice	01/31/2018	1801N...	Navitas OK3, LLC	931 Pickups	1201 · From m...		429.00	-249,916.00
Invoice	01/31/2018	1801N...	Navitas OK3, LLC	931 Trucks	1201 · From m...		45.00	-249,961.00
Invoice	01/31/2018	1801N...	Navitas OK3, LLC	931 Heavy Eq...	1201 · From m...		103.00	-250,064.00
Invoice	01/31/2018	1801N...	Navitas OK3, LLC	931 Tools & E...	1201 · From m...		112.00	-250,176.00
Invoice	01/31/2018	1801N...	Navitas OK3, LLC	931 Office Eq...	1201 · From m...		126.00	-250,302.00
Invoice	01/31/2018	1801N...	Navitas OK3, LLC	931 Meters	1201 · From m...		297.00	-250,599.00
Invoice	01/31/2018	1801...	Navitas Winstar LLC	874 Mains & ...	1201 · From m...		2,500.00	-253,099.00
Invoice	01/31/2018	1801...	Navitas Winstar LLC	887 Maintena...	1201 · From m...		34.00	-253,133.00
Invoice	01/31/2018	1801...	Navitas Winstar LLC	893 Maintena...	1201 · From m...		43.00	-253,176.00
Invoice	01/31/2018	1801...	Navitas Winstar LLC	903 Customer...	1201 · From m...		34.00	-253,210.00
Invoice	01/31/2018	1801...	Navitas Winstar LLC	908 Customer...	1201 · From m...		82.00	-253,292.00
Invoice	01/31/2018	1801...	Navitas Winstar LLC	920 Administr...	1201 · From m...		344.00	-253,636.00
Invoice	01/31/2018	1801...	Navitas Winstar LLC	921 Office Su...	1201 · From m...		76.00	-253,712.00
Invoice	01/31/2018	1801...	Navitas Winstar LLC	923 Outside ...	1201 · From m...		104.00	-253,816.00
Invoice	01/31/2018	1801...	Navitas Winstar LLC	924 Insurance	1201 · From m...		56.00	-253,872.00
Invoice	01/31/2018	1801...	Navitas Winstar LLC	925 Safety & ...	1201 · From m...		4.00	-253,876.00
Invoice	01/31/2018	1801...	Navitas Winstar LLC	926 Employe...	1201 · From m...		167.00	-254,043.00
Invoice	01/31/2018	1801...	Navitas Winstar LLC	931 Rents	1201 · From m...		9.00	-254,052.00
Invoice	01/31/2018	1801...	Navitas Winstar LLC	932 Maintena...	1201 · From m...		3.00	-254,055.00
Invoice	01/31/2018	1801...	Navitas Winstar LLC	931 Pickups	1201 · From m...		60.00	-254,115.00
Invoice	01/31/2018	1801...	Navitas Winstar LLC	931 Trucks	1201 · From m...		6.00	-254,121.00
Invoice	01/31/2018	1801...	Navitas Winstar LLC	931 Heavy Eq...	1201 · From m...		14.00	-254,135.00
Invoice	01/31/2018	1801...	Navitas Winstar LLC	931 Tools & E...	1201 · From m...		16.00	-254,151.00
Invoice	01/31/2018	1801...	Navitas Winstar LLC	931 Office Eq...	1201 · From m...		18.00	-254,169.00
Invoice	01/31/2018	1801...	Navitas Winstar LLC	931 Meters	1201 · From m...		41.00	-254,210.00
Invoice	01/31/2018	1801T...	Navitas TN NG LLC	874 Mains & ...	1201 · From m...		5,966.00	-260,176.00
Invoice	01/31/2018	1801T...	Navitas TN NG LLC	887 Maintena...	1201 · From m...		300.00	-260,476.00
Invoice	01/31/2018	1801T...	Navitas TN NG LLC	893 Maintena...	1201 · From m...		1,033.00	-261,509.00
Invoice	01/31/2018	1801T...	Navitas TN NG LLC	903 Customer...	1201 · From m...		769.00	-262,278.00
Invoice	01/31/2018	1801T...	Navitas TN NG LLC	908 Customer...	1201 · From m...		941.00	-263,219.00
Invoice	01/31/2018	1801T...	Navitas TN NG LLC	920 Administr...	1201 · From m...		8,273.00	-271,492.00
Invoice	01/31/2018	1801T...	Navitas TN NG LLC	921 Office Su...	1201 · From m...		2,575.00	-274,067.00
Invoice	01/31/2018	1801T...	Navitas TN NG LLC	923 Outside ...	1201 · From m...		4,433.00	-278,500.00
Invoice	01/31/2018	1801T...	Navitas TN NG LLC	924 Insurance	1201 · From m...		1,359.00	-279,859.00
Invoice	01/31/2018	1801T...	Navitas TN NG LLC	925 Safety & ...	1201 · From m...		105.00	-279,964.00
Invoice	01/31/2018	1801T...	Navitas TN NG LLC	926 Employe...	1201 · From m...		4,031.00	-283,995.00
Invoice	01/31/2018	1801T...	Navitas TN NG LLC	931 Rents	1201 · From m...		208.00	-284,203.00
Invoice	01/31/2018	1801T...	Navitas TN NG LLC	932 Maintena...	1201 · From m...		71.00	-284,274.00
Invoice	01/31/2018	1801T...	Navitas TN NG LLC	931 Pickups	1201 · From m...		487.00	-284,761.00
Invoice	01/31/2018	1801T...	Navitas TN NG LLC	931 Tools & E...	1201 · From m...		374.00	-285,135.00
Invoice	01/31/2018	1801T...	Navitas TN NG LLC	931 Office Eq...	1201 · From m...		422.00	-285,557.00
Invoice	01/31/2018	1801T...	Navitas TN NG LLC	931 Meters	1201 · From m...		993.00	-286,550.00
Invoice	01/31/2018	1801K...	Navitas KY NG LLC	874 Mains & ...	1201 · From m...		2,500.00	-289,050.00
Invoice	01/31/2018	1801K...	Navitas KY NG LLC	887 Maintena...	1201 · From m...		1,188.00	-290,238.00
Invoice	01/31/2018	1801K...	Navitas KY NG LLC	893 Maintena...	1201 · From m...		309.00	-290,547.00

Navitas Utility Corporation
General Ledger
As of December 31, 2018

Type	Date	Num	Name	Memo	Split	Debit	Credit	Balance
Invoice	01/31/2018	1801K...	Navitas KY NG LLC	903 Customer...	1201 · From m...		201.00	-290,748.00
Invoice	01/31/2018	1801K...	Navitas KY NG LLC	908 Customer...	1201 · From m...		282.00	-291,030.00
Invoice	01/31/2018	1801K...	Navitas KY NG LLC	920 Administr...	1201 · From m...		2,476.00	-293,506.00
Invoice	01/31/2018	1801K...	Navitas KY NG LLC	921 Office Su...	1201 · From m...		363.00	-293,869.00
Invoice	01/31/2018	1801K...	Navitas KY NG LLC	923 Outside ...	1201 · From m...		2,671.00	-296,540.00
Invoice	01/31/2018	1801K...	Navitas KY NG LLC	924 Insurance	1201 · From m...		407.00	-296,947.00
Invoice	01/31/2018	1801K...	Navitas KY NG LLC	925 Safety & ...	1201 · From m...		31.00	-296,978.00
Invoice	01/31/2018	1801K...	Navitas KY NG LLC	926 Employe...	1201 · From m...		1,206.00	-298,184.00
Invoice	01/31/2018	1801K...	Navitas KY NG LLC	931 Rents	1201 · From m...		62.00	-298,246.00
Invoice	01/31/2018	1801K...	Navitas KY NG LLC	932 Maintena...	1201 · From m...		21.00	-298,267.00
Invoice	01/31/2018	1801K...	Navitas KY NG LLC	931 Tools & E...	1201 · From m...		112.00	-298,379.00
Invoice	01/31/2018	1801K...	Navitas KY NG LLC	931 Office Eq...	1201 · From m...		126.00	-298,505.00
Invoice	01/31/2018	1801K...	Navitas KY NG LLC	931 Meters	1201 · From m...		297.00	-298,802.00
Invoice	01/31/2018	1801T...	Navitas Utility TX, LLC	874 Mains & ...	1201 · From m...	0.00		-298,802.00
Invoice	01/31/2018	1801T...	Navitas Utility TX, LLC	887 Maintena...	1201 · From m...	0.00		-298,802.00
Invoice	01/31/2018	1801T...	Navitas Utility TX, LLC	893 Maintena...	1201 · From m...		3.00	-298,805.00
Invoice	01/31/2018	1801T...	Navitas Utility TX, LLC	903 Customer...	1201 · From m...		2.00	-298,807.00
Invoice	01/31/2018	1801T...	Navitas Utility TX, LLC	908 Customer...	1201 · From m...		2.00	-298,809.00
Invoice	01/31/2018	1801T...	Navitas Utility TX, LLC	920 Administr...	1201 · From m...		2,000.00	-300,809.00
Invoice	01/31/2018	1801T...	Navitas Utility TX, LLC	921 Office Su...	1201 · From m...		3.00	-300,812.00
Invoice	01/31/2018	1801T...	Navitas Utility TX, LLC	923 Outside ...	1201 · From m...		4.00	-300,816.00
Invoice	01/31/2018	1801T...	Navitas Utility TX, LLC	924 Insurance	1201 · From m...		3.00	-300,819.00
Invoice	01/31/2018	1801T...	Navitas Utility TX, LLC	925 Safety & ...	1201 · From m...	0.00		-300,819.00
Invoice	01/31/2018	1801T...	Navitas Utility TX, LLC	926 Employe...	1201 · From m...		1,000.00	-301,819.00
Invoice	01/31/2018	1801T...	Navitas Utility TX, LLC	930 Misc Gen...	1201 · From m...	0.00		-301,819.00
Invoice	01/31/2018	1801T...	Navitas Utility TX, LLC	931 Rents	1201 · From m...		1.00	-301,820.00
Invoice	01/31/2018	1801T...	Navitas Utility TX, LLC	932 Maintena...	1201 · From m...	0.00		-301,820.00
Invoice	01/31/2018	1801T...	Navitas Utility TX, LLC	931 Tools & E...	1201 · From m...		1.00	-301,821.00
Invoice	01/31/2018	1801T...	Navitas Utility TX, LLC	931 Office Eq...	1201 · From m...		1.00	-301,822.00
Invoice	01/31/2018	1801T...	Navitas Utility TX, LLC	931 Meters	1201 · From m...		2.00	-301,824.00
Invoice	02/28/2018	1802F...	Fort Cobb Fuel Auth...	874 Mains & ...	1201 · From m...		19,006.00	-320,830.00
Invoice	02/28/2018	1802F...	Fort Cobb Fuel Auth...	887 Maintena...	1201 · From m...		3,538.00	-324,368.00
Invoice	02/28/2018	1802F...	Fort Cobb Fuel Auth...	893 Maintena...	1201 · From m...		3,285.00	-327,653.00
Invoice	02/28/2018	1802F...	Fort Cobb Fuel Auth...	903 Customer...	1201 · From m...		2,691.00	-330,344.00
Invoice	02/28/2018	1802F...	Fort Cobb Fuel Auth...	908 Customer...	1201 · From m...		6,473.00	-336,817.00
Invoice	02/28/2018	1802F...	Fort Cobb Fuel Auth...	920 Administr...	1201 · From m...		26,298.00	-363,115.00
Invoice	02/28/2018	1802F...	Fort Cobb Fuel Auth...	921 Office Su...	1201 · From m...		6,543.00	-369,658.00
Invoice	02/28/2018	1802F...	Fort Cobb Fuel Auth...	923 Outside ...	1201 · From m...		6,550.00	-376,208.00
Invoice	02/28/2018	1802F...	Fort Cobb Fuel Auth...	924 Insurance	1201 · From m...		4,290.00	-380,498.00
Invoice	02/28/2018	1802F...	Fort Cobb Fuel Auth...	925 Safety & ...	1201 · From m...		322.00	-380,820.00
Invoice	02/28/2018	1802F...	Fort Cobb Fuel Auth...	926 Employe...	1201 · From m...		15,163.00	-395,983.00
Invoice	02/28/2018	1802F...	Fort Cobb Fuel Auth...	931 Rents	1201 · From m...		552.00	-396,535.00
Invoice	02/28/2018	1802F...	Fort Cobb Fuel Auth...	932 Maintena...	1201 · From m...		348.00	-396,883.00
Invoice	02/28/2018	1802F...	Fort Cobb Fuel Auth...	931 Pickups	1201 · From m...		4,759.00	-401,642.00
Invoice	02/28/2018	1802F...	Fort Cobb Fuel Auth...	931 Trucks	1201 · From m...		501.00	-402,143.00
Invoice	02/28/2018	1802F...	Fort Cobb Fuel Auth...	931 Heavy Eq...	1201 · From m...		1,148.00	-403,291.00
Invoice	02/28/2018	1802F...	Fort Cobb Fuel Auth...	931 Tools & E...	1201 · From m...		1,243.00	-404,534.00
Invoice	02/28/2018	1802F...	Fort Cobb Fuel Auth...	931 Office Eq...	1201 · From m...		1,400.00	-405,934.00
Invoice	02/28/2018	1802F...	Fort Cobb Fuel Auth...	931 Meters	1201 · From m...		3,296.00	-409,230.00

Navitas Utility Corporation
General Ledger
As of December 31, 2018

Type	Date	Num	Name	Memo	Split	Debit	Credit	Balance
Invoice	02/28/2018	1802F...	Fort Cobb Fuel Auth...	874 Mains & ...	1201 · From m...		21,954.00	-431,184.00
Invoice	02/28/2018	1802F...	Fort Cobb Fuel Auth...	887 Maintena...	1201 · From m...		4,087.00	-435,271.00
Invoice	02/28/2018	1802F...	Fort Cobb Fuel Auth...	893 Maintena...	1201 · From m...		3,795.00	-439,066.00
Invoice	02/28/2018	1802F...	Fort Cobb Fuel Auth...	903 Customer...	1201 · From m...		3,108.00	-442,174.00
Invoice	02/28/2018	1802F...	Fort Cobb Fuel Auth...	908 Customer...	1201 · From m...		7,477.00	-449,651.00
Invoice	02/28/2018	1802F...	Fort Cobb Fuel Auth...	920 Administr...	1201 · From m...		30,377.00	-480,028.00
Invoice	02/28/2018	1802F...	Fort Cobb Fuel Auth...	921 Office Su...	1201 · From m...		7,557.00	-487,585.00
Invoice	02/28/2018	1802F...	Fort Cobb Fuel Auth...	923 Outside ...	1201 · From m...		7,566.00	-495,151.00
Invoice	02/28/2018	1802F...	Fort Cobb Fuel Auth...	924 Insurance	1201 · From m...		4,955.00	-500,106.00
Invoice	02/28/2018	1802F...	Fort Cobb Fuel Auth...	925 Safety & ...	1201 · From m...		372.00	-500,478.00
Invoice	02/28/2018	1802F...	Fort Cobb Fuel Auth...	926 Employe...	1201 · From m...		17,515.00	-517,993.00
Invoice	02/28/2018	1802F...	Fort Cobb Fuel Auth...	931 Rents	1201 · From m...		638.00	-518,631.00
Invoice	02/28/2018	1802F...	Fort Cobb Fuel Auth...	932 Maintena...	1201 · From m...		402.00	-519,033.00
Invoice	02/28/2018	1802F...	Fort Cobb Fuel Auth...	931 Pickups	1201 · From m...		5,497.00	-524,530.00
Invoice	02/28/2018	1802F...	Fort Cobb Fuel Auth...	931 Trucks	1201 · From m...		579.00	-525,109.00
Invoice	02/28/2018	1802F...	Fort Cobb Fuel Auth...	931 Heavy Eq...	1201 · From m...		1,326.00	-526,435.00
Invoice	02/28/2018	1802F...	Fort Cobb Fuel Auth...	931 Tools & E...	1201 · From m...		1,435.00	-527,870.00
Invoice	02/28/2018	1802F...	Fort Cobb Fuel Auth...	931 Office Eq...	1201 · From m...		1,617.00	-529,487.00
Invoice	02/28/2018	1802F...	Fort Cobb Fuel Auth...	931 Meters	1201 · From m...		3,807.00	-533,294.00
Invoice	02/28/2018	1802N...	Navitas OK3, LLC	874 Mains & ...	1201 · From m...		2,500.00	-535,794.00
Invoice	02/28/2018	1802N...	Navitas OK3, LLC	887 Maintena...	1201 · From m...		319.00	-536,113.00
Invoice	02/28/2018	1802N...	Navitas OK3, LLC	893 Maintena...	1201 · From m...		296.00	-536,409.00
Invoice	02/28/2018	1802N...	Navitas OK3, LLC	894 Maintena...	1201 · From m...		3,065.00	-539,474.00
Invoice	02/28/2018	1802N...	Navitas OK3, LLC	903 Customer...	1201 · From m...		242.00	-539,716.00
Invoice	02/28/2018	1802N...	Navitas OK3, LLC	908 Customer...	1201 · From m...		583.00	-540,299.00
Invoice	02/28/2018	1802N...	Navitas OK3, LLC	920 Administr...	1201 · From m...		2,368.00	-542,667.00
Invoice	02/28/2018	1802N...	Navitas OK3, LLC	921 Office Su...	1201 · From m...		589.00	-543,256.00
Invoice	02/28/2018	1802N...	Navitas OK3, LLC	923 Outside ...	1201 · From m...		590.00	-543,846.00
Invoice	02/28/2018	1802N...	Navitas OK3, LLC	924 Insurance	1201 · From m...		386.00	-544,232.00
Invoice	02/28/2018	1802N...	Navitas OK3, LLC	925 Safety & ...	1201 · From m...		29.00	-544,261.00
Invoice	02/28/2018	1802N...	Navitas OK3, LLC	926 Employe...	1201 · From m...		1,366.00	-545,627.00
Invoice	02/28/2018	1802N...	Navitas OK3, LLC	931 Rents	1201 · From m...		50.00	-545,677.00
Invoice	02/28/2018	1802N...	Navitas OK3, LLC	932 Maintena...	1201 · From m...		31.00	-545,708.00
Invoice	02/28/2018	1802N...	Navitas OK3, LLC	931 Pickups	1201 · From m...		429.00	-546,137.00
Invoice	02/28/2018	1802N...	Navitas OK3, LLC	931 Trucks	1201 · From m...		45.00	-546,182.00
Invoice	02/28/2018	1802N...	Navitas OK3, LLC	931 Heavy Eq...	1201 · From m...		103.00	-546,285.00
Invoice	02/28/2018	1802N...	Navitas OK3, LLC	931 Tools & E...	1201 · From m...		112.00	-546,397.00
Invoice	02/28/2018	1802N...	Navitas OK3, LLC	931 Office Eq...	1201 · From m...		126.00	-546,523.00
Invoice	02/28/2018	1802N...	Navitas OK3, LLC	931 Meters	1201 · From m...		297.00	-546,820.00
Invoice	02/28/2018	1802...	Navitas Winstar LLC	874 Mains & ...	1201 · From m...		2,500.00	-549,320.00
Invoice	02/28/2018	1802...	Navitas Winstar LLC	887 Maintena...	1201 · From m...		44.00	-549,364.00
Invoice	02/28/2018	1802...	Navitas Winstar LLC	893 Maintena...	1201 · From m...		41.00	-549,405.00
Invoice	02/28/2018	1802...	Navitas Winstar LLC	903 Customer...	1201 · From m...		34.00	-549,439.00
Invoice	02/28/2018	1802...	Navitas Winstar LLC	908 Customer...	1201 · From m...		81.00	-549,520.00
Invoice	02/28/2018	1802...	Navitas Winstar LLC	920 Administr...	1201 · From m...		329.00	-549,849.00
Invoice	02/28/2018	1802...	Navitas Winstar LLC	921 Office Su...	1201 · From m...		82.00	-549,931.00
Invoice	02/28/2018	1802...	Navitas Winstar LLC	923 Outside ...	1201 · From m...		82.00	-550,013.00
Invoice	02/28/2018	1802...	Navitas Winstar LLC	924 Insurance	1201 · From m...		54.00	-550,067.00
Invoice	02/28/2018	1802...	Navitas Winstar LLC	925 Safety & ...	1201 · From m...		4.00	-550,071.00

Navitas Utility Corporation
General Ledger
As of December 31, 2018

Type	Date	Num	Name	Memo	Split	Debit	Credit	Balance
Invoice	02/28/2018	1802...	Navitas Winstar LLC	926 Employe...	1201 · From m...		190.00	-550,261.00
Invoice	02/28/2018	1802...	Navitas Winstar LLC	931 Rents	1201 · From m...		7.00	-550,268.00
Invoice	02/28/2018	1802...	Navitas Winstar LLC	932 Maintena...	1201 · From m...		4.00	-550,272.00
Invoice	02/28/2018	1802...	Navitas Winstar LLC	931 Pickups	1201 · From m...		60.00	-550,332.00
Invoice	02/28/2018	1802...	Navitas Winstar LLC	931 Trucks	1201 · From m...		6.00	-550,338.00
Invoice	02/28/2018	1802...	Navitas Winstar LLC	931 Heavy Eq...	1201 · From m...		14.00	-550,352.00
Invoice	02/28/2018	1802...	Navitas Winstar LLC	931 Tools & E...	1201 · From m...		16.00	-550,368.00
Invoice	02/28/2018	1802...	Navitas Winstar LLC	931 Office Eq...	1201 · From m...		18.00	-550,386.00
Invoice	02/28/2018	1802...	Navitas Winstar LLC	931 Meters	1201 · From m...		41.00	-550,427.00
Invoice	02/28/2018	1802T...	Navitas TN NG LLC	874 Mains & ...	1201 · From m...		4,602.00	-555,029.00
Invoice	02/28/2018	1802T...	Navitas TN NG LLC	887 Maintena...	1201 · From m...	0.00		-555,029.00
Invoice	02/28/2018	1802T...	Navitas TN NG LLC	893 Maintena...	1201 · From m...		989.00	-556,018.00
Invoice	02/28/2018	1802T...	Navitas TN NG LLC	903 Customer...	1201 · From m...		798.00	-556,816.00
Invoice	02/28/2018	1802T...	Navitas TN NG LLC	908 Customer...	1201 · From m...		922.00	-557,738.00
Invoice	02/28/2018	1802T...	Navitas TN NG LLC	920 Administr...	1201 · From m...		7,920.00	-565,658.00
Invoice	02/28/2018	1802T...	Navitas TN NG LLC	921 Office Su...	1201 · From m...		3,042.00	-568,700.00
Invoice	02/28/2018	1802T...	Navitas TN NG LLC	923 Outside ...	1201 · From m...		3,377.00	-572,077.00
Invoice	02/28/2018	1802T...	Navitas TN NG LLC	924 Insurance	1201 · From m...		1,292.00	-573,369.00
Invoice	02/28/2018	1802T...	Navitas TN NG LLC	925 Safety & ...	1201 · From m...		97.00	-573,466.00
Invoice	02/28/2018	1802T...	Navitas TN NG LLC	926 Employe...	1201 · From m...		4,567.00	-578,033.00
Invoice	02/28/2018	1802T...	Navitas TN NG LLC	931 Rents	1201 · From m...		166.00	-578,199.00
Invoice	02/28/2018	1802T...	Navitas TN NG LLC	932 Maintena...	1201 · From m...		105.00	-578,304.00
Invoice	02/28/2018	1802T...	Navitas TN NG LLC	931 Pickups	1201 · From m...		487.00	-578,791.00
Invoice	02/28/2018	1802T...	Navitas TN NG LLC	931 Tools & E...	1201 · From m...		374.00	-579,165.00
Invoice	02/28/2018	1802T...	Navitas TN NG LLC	931 Office Eq...	1201 · From m...		422.00	-579,587.00
Invoice	02/28/2018	1802T...	Navitas TN NG LLC	931 Meters	1201 · From m...		993.00	-580,580.00
Invoice	02/28/2018	1802K...	Navitas KY NG LLC	874 Mains & ...	1201 · From m...		2,500.00	-583,080.00
Invoice	02/28/2018	1802K...	Navitas KY NG LLC	887 Maintena...	1201 · From m...		3,868.00	-586,948.00
Invoice	02/28/2018	1802K...	Navitas KY NG LLC	893 Maintena...	1201 · From m...		296.00	-587,244.00
Invoice	02/28/2018	1802K...	Navitas KY NG LLC	903 Customer...	1201 · From m...		205.00	-587,449.00
Invoice	02/28/2018	1802K...	Navitas KY NG LLC	908 Customer...	1201 · From m...		276.00	-587,725.00
Invoice	02/28/2018	1802K...	Navitas KY NG LLC	920 Administr...	1201 · From m...		2,370.00	-590,095.00
Invoice	02/28/2018	1802K...	Navitas KY NG LLC	921 Office Su...	1201 · From m...		375.00	-590,470.00
Invoice	02/28/2018	1802K...	Navitas KY NG LLC	923 Outside ...	1201 · From m...		882.00	-591,352.00
Invoice	02/28/2018	1802K...	Navitas KY NG LLC	924 Insurance	1201 · From m...		387.00	-591,739.00
Invoice	02/28/2018	1802K...	Navitas KY NG LLC	925 Safety & ...	1201 · From m...		29.00	-591,768.00
Invoice	02/28/2018	1802K...	Navitas KY NG LLC	926 Employe...	1201 · From m...		1,367.00	-593,135.00
Invoice	02/28/2018	1802K...	Navitas KY NG LLC	931 Rents	1201 · From m...		50.00	-593,185.00
Invoice	02/28/2018	1802K...	Navitas KY NG LLC	932 Maintena...	1201 · From m...		31.00	-593,216.00
Invoice	02/28/2018	1802K...	Navitas KY NG LLC	931 Tools & E...	1201 · From m...		112.00	-593,328.00
Invoice	02/28/2018	1802K...	Navitas KY NG LLC	931 Office Eq...	1201 · From m...		126.00	-593,454.00
Invoice	02/28/2018	1802K...	Navitas KY NG LLC	931 Meters	1201 · From m...		297.00	-593,751.00
Invoice	02/28/2018	1802T...	Navitas Utility TX, LLC	874 Mains & ...	1201 · From m...	0.00		-593,751.00
Invoice	02/28/2018	1802T...	Navitas Utility TX, LLC	887 Maintena...	1201 · From m...	0.00		-593,751.00
Invoice	02/28/2018	1802T...	Navitas Utility TX, LLC	893 Maintena...	1201 · From m...		2.00	-593,753.00
Invoice	02/28/2018	1802T...	Navitas Utility TX, LLC	903 Customer...	1201 · From m...		2.00	-593,755.00
Invoice	02/28/2018	1802T...	Navitas Utility TX, LLC	908 Customer...	1201 · From m...		2.00	-593,757.00
Invoice	02/28/2018	1802T...	Navitas Utility TX, LLC	920 Administr...	1201 · From m...		2,000.00	-595,757.00
Invoice	02/28/2018	1802T...	Navitas Utility TX, LLC	921 Office Su...	1201 · From m...		3.00	-595,760.00

Navitas Utility Corporation
General Ledger
As of December 31, 2018

Type	Date	Num	Name	Memo	Split	Debit	Credit	Balance
Invoice	02/28/2018	1802T...	Navitas Utility TX, LLC	923 Outside ...	1201 · From m...		3.00	-595,763.00
Invoice	02/28/2018	1802T...	Navitas Utility TX, LLC	924 Insurance	1201 · From m...		3.00	-595,766.00
Invoice	02/28/2018	1802T...	Navitas Utility TX, LLC	925 Safety & ...	1201 · From m...	0.00		-595,766.00
Invoice	02/28/2018	1802T...	Navitas Utility TX, LLC	926 Employe...	1201 · From m...		1,000.00	-596,766.00
Invoice	02/28/2018	1802T...	Navitas Utility TX, LLC	930 Misc Gen...	1201 · From m...	0.00		-596,766.00
Invoice	02/28/2018	1802T...	Navitas Utility TX, LLC	931 Rents	1201 · From m...	0.00		-596,766.00
Invoice	02/28/2018	1802T...	Navitas Utility TX, LLC	932 Maintena...	1201 · From m...	0.00		-596,766.00
Invoice	02/28/2018	1802T...	Navitas Utility TX, LLC	931 Tools & E...	1201 · From m...		1.00	-596,767.00
Invoice	02/28/2018	1802T...	Navitas Utility TX, LLC	931 Office Eq...	1201 · From m...		1.00	-596,768.00
Invoice	02/28/2018	1802T...	Navitas Utility TX, LLC	931 Meters	1201 · From m...		2.00	-596,770.00
Invoice	03/31/2018	1803F...	Fort Cobb Fuel Auth...	874 Mains & ...	1201 · From m...		17,495.00	-614,265.00
Invoice	03/31/2018	1803F...	Fort Cobb Fuel Auth...	887 Maintena...	1201 · From m...		2,848.00	-617,113.00
Invoice	03/31/2018	1803F...	Fort Cobb Fuel Auth...	893 Maintena...	1201 · From m...		3,496.00	-620,609.00
Invoice	03/31/2018	1803F...	Fort Cobb Fuel Auth...	903 Customer...	1201 · From m...		2,733.00	-623,342.00
Invoice	03/31/2018	1803F...	Fort Cobb Fuel Auth...	908 Customer...	1201 · From m...		6,693.00	-630,035.00
Invoice	03/31/2018	1803F...	Fort Cobb Fuel Auth...	920 Administr...	1201 · From m...		25,370.00	-655,405.00
Invoice	03/31/2018	1803F...	Fort Cobb Fuel Auth...	921 Office Su...	1201 · From m...		6,155.00	-661,560.00
Invoice	03/31/2018	1803F...	Fort Cobb Fuel Auth...	923 Outside ...	1201 · From m...		6,609.00	-668,169.00
Invoice	03/31/2018	1803F...	Fort Cobb Fuel Auth...	924 Insurance	1201 · From m...		4,615.00	-672,784.00
Invoice	03/31/2018	1803F...	Fort Cobb Fuel Auth...	925 Safety & ...	1201 · From m...		7,195.00	-679,979.00
Invoice	03/31/2018	1803F...	Fort Cobb Fuel Auth...	926 Employe...	1201 · From m...		14,254.00	-694,233.00
Invoice	03/31/2018	1803F...	Fort Cobb Fuel Auth...	931 Rents	1201 · From m...		340.00	-694,573.00
Invoice	03/31/2018	1803F...	Fort Cobb Fuel Auth...	932 Maintena...	1201 · From m...		480.00	-695,053.00
Invoice	03/31/2018	1803F...	Fort Cobb Fuel Auth...	931 Pickups	1201 · From m...		4,759.00	-699,812.00
Invoice	03/31/2018	1803F...	Fort Cobb Fuel Auth...	931 Trucks	1201 · From m...		501.00	-700,313.00
Invoice	03/31/2018	1803F...	Fort Cobb Fuel Auth...	931 Heavy Eq...	1201 · From m...		1,148.00	-701,461.00
Invoice	03/31/2018	1803F...	Fort Cobb Fuel Auth...	931 Tools & E...	1201 · From m...		1,243.00	-702,704.00
Invoice	03/31/2018	1803F...	Fort Cobb Fuel Auth...	931 Office Eq...	1201 · From m...		1,400.00	-704,104.00
Invoice	03/31/2018	1803F...	Fort Cobb Fuel Auth...	931 Meters	1201 · From m...		3,296.00	-707,400.00
Invoice	03/31/2018	1803F...	Fort Cobb Fuel Auth...	874 Mains & ...	1201 · From m...		20,208.00	-727,608.00
Invoice	03/31/2018	1803F...	Fort Cobb Fuel Auth...	887 Maintena...	1201 · From m...		3,290.00	-730,898.00
Invoice	03/31/2018	1803F...	Fort Cobb Fuel Auth...	893 Maintena...	1201 · From m...		4,038.00	-734,936.00
Invoice	03/31/2018	1803F...	Fort Cobb Fuel Auth...	903 Customer...	1201 · From m...		3,156.00	-738,092.00
Invoice	03/31/2018	1803F...	Fort Cobb Fuel Auth...	908 Customer...	1201 · From m...		7,731.00	-745,823.00
Invoice	03/31/2018	1803F...	Fort Cobb Fuel Auth...	920 Administr...	1201 · From m...		29,305.00	-775,128.00
Invoice	03/31/2018	1803F...	Fort Cobb Fuel Auth...	921 Office Su...	1201 · From m...		7,109.00	-782,237.00
Invoice	03/31/2018	1803F...	Fort Cobb Fuel Auth...	923 Outside ...	1201 · From m...		7,634.00	-789,871.00
Invoice	03/31/2018	1803F...	Fort Cobb Fuel Auth...	924 Insurance	1201 · From m...		5,330.00	-795,201.00
Invoice	03/31/2018	1803F...	Fort Cobb Fuel Auth...	925 Safety & ...	1201 · From m...		8,311.00	-803,512.00
Invoice	03/31/2018	1803F...	Fort Cobb Fuel Auth...	926 Employe...	1201 · From m...		16,465.00	-819,977.00
Invoice	03/31/2018	1803F...	Fort Cobb Fuel Auth...	931 Rents	1201 · From m...		393.00	-820,370.00
Invoice	03/31/2018	1803F...	Fort Cobb Fuel Auth...	932 Maintena...	1201 · From m...		554.00	-820,924.00
Invoice	03/31/2018	1803F...	Fort Cobb Fuel Auth...	931 Pickups	1201 · From m...		5,497.00	-826,421.00
Invoice	03/31/2018	1803F...	Fort Cobb Fuel Auth...	931 Trucks	1201 · From m...		579.00	-827,000.00
Invoice	03/31/2018	1803F...	Fort Cobb Fuel Auth...	931 Heavy Eq...	1201 · From m...		1,326.00	-828,326.00
Invoice	03/31/2018	1803F...	Fort Cobb Fuel Auth...	931 Tools & E...	1201 · From m...		1,435.00	-829,761.00
Invoice	03/31/2018	1803F...	Fort Cobb Fuel Auth...	931 Office Eq...	1201 · From m...		1,617.00	-831,378.00
Invoice	03/31/2018	1803F...	Fort Cobb Fuel Auth...	931 Meters	1201 · From m...		3,807.00	-835,185.00
Invoice	03/31/2018	1803N...	Navitas OK3, LLC	874 Mains & ...	1201 · From m...		2,500.00	-837,685.00

Navitas Utility Corporation
General Ledger
As of December 31, 2018

Type	Date	Num	Name	Memo	Split	Debit	Credit	Balance
Invoice	03/31/2018	1803N...	Navitas OK3, LLC	887 Maintena...	1201 · From m...		257.00	-837,942.00
Invoice	03/31/2018	1803N...	Navitas OK3, LLC	893 Maintena...	1201 · From m...		315.00	-838,257.00
Invoice	03/31/2018	1803N...	Navitas OK3, LLC	894 Maintena...	1201 · From m...		3,125.00	-841,382.00
Invoice	03/31/2018	1803N...	Navitas OK3, LLC	903 Customer...	1201 · From m...		246.00	-841,628.00
Invoice	03/31/2018	1803N...	Navitas OK3, LLC	908 Customer...	1201 · From m...		603.00	-842,231.00
Invoice	03/31/2018	1803N...	Navitas OK3, LLC	920 Administr...	1201 · From m...		2,285.00	-844,516.00
Invoice	03/31/2018	1803N...	Navitas OK3, LLC	921 Office Su...	1201 · From m...		554.00	-845,070.00
Invoice	03/31/2018	1803N...	Navitas OK3, LLC	923 Outside ...	1201 · From m...		595.00	-845,665.00
Invoice	03/31/2018	1803N...	Navitas OK3, LLC	924 Insurance	1201 · From m...		416.00	-846,081.00
Invoice	03/31/2018	1803N...	Navitas OK3, LLC	925 Safety & ...	1201 · From m...		648.00	-846,729.00
Invoice	03/31/2018	1803N...	Navitas OK3, LLC	926 Employe...	1201 · From m...		1,284.00	-848,013.00
Invoice	03/31/2018	1803N...	Navitas OK3, LLC	931 Rents	1201 · From m...		31.00	-848,044.00
Invoice	03/31/2018	1803N...	Navitas OK3, LLC	932 Maintena...	1201 · From m...		43.00	-848,087.00
Invoice	03/31/2018	1803N...	Navitas OK3, LLC	931 Pickups	1201 · From m...		429.00	-848,516.00
Invoice	03/31/2018	1803N...	Navitas OK3, LLC	931 Trucks	1201 · From m...		45.00	-848,561.00
Invoice	03/31/2018	1803N...	Navitas OK3, LLC	931 Heavy Eq...	1201 · From m...		103.00	-848,664.00
Invoice	03/31/2018	1803N...	Navitas OK3, LLC	931 Tools & E...	1201 · From m...		112.00	-848,776.00
Invoice	03/31/2018	1803N...	Navitas OK3, LLC	931 Office Eq...	1201 · From m...		126.00	-848,902.00
Invoice	03/31/2018	1803N...	Navitas OK3, LLC	931 Meters	1201 · From m...		297.00	-849,199.00
Invoice	03/31/2018	1803...	Navitas Winstar LLC	874 Mains & ...	1201 · From m...		2,500.00	-851,699.00
Invoice	03/31/2018	1803...	Navitas Winstar LLC	887 Maintena...	1201 · From m...		36.00	-851,735.00
Invoice	03/31/2018	1803...	Navitas Winstar LLC	893 Maintena...	1201 · From m...		44.00	-851,779.00
Invoice	03/31/2018	1803...	Navitas Winstar LLC	903 Customer...	1201 · From m...		34.00	-851,813.00
Invoice	03/31/2018	1803...	Navitas Winstar LLC	908 Customer...	1201 · From m...		84.00	-851,897.00
Invoice	03/31/2018	1803...	Navitas Winstar LLC	920 Administr...	1201 · From m...		317.00	-852,214.00
Invoice	03/31/2018	1803...	Navitas Winstar LLC	921 Office Su...	1201 · From m...		77.00	-852,291.00
Invoice	03/31/2018	1803...	Navitas Winstar LLC	923 Outside ...	1201 · From m...		83.00	-852,374.00
Invoice	03/31/2018	1803...	Navitas Winstar LLC	924 Insurance	1201 · From m...		58.00	-852,432.00
Invoice	03/31/2018	1803...	Navitas Winstar LLC	925 Safety & ...	1201 · From m...		90.00	-852,522.00
Invoice	03/31/2018	1803...	Navitas Winstar LLC	926 Employe...	1201 · From m...		178.00	-852,700.00
Invoice	03/31/2018	1803...	Navitas Winstar LLC	931 Rents	1201 · From m...		4.00	-852,704.00
Invoice	03/31/2018	1803...	Navitas Winstar LLC	932 Maintena...	1201 · From m...		6.00	-852,710.00
Invoice	03/31/2018	1803...	Navitas Winstar LLC	931 Pickups	1201 · From m...		60.00	-852,770.00
Invoice	03/31/2018	1803...	Navitas Winstar LLC	931 Trucks	1201 · From m...		6.00	-852,776.00
Invoice	03/31/2018	1803...	Navitas Winstar LLC	931 Heavy Eq...	1201 · From m...		14.00	-852,790.00
Invoice	03/31/2018	1803...	Navitas Winstar LLC	931 Tools & E...	1201 · From m...		16.00	-852,806.00
Invoice	03/31/2018	1803...	Navitas Winstar LLC	931 Office Eq...	1201 · From m...		18.00	-852,824.00
Invoice	03/31/2018	1803...	Navitas Winstar LLC	931 Meters	1201 · From m...		41.00	-852,865.00
Invoice	03/31/2018	1803T...	Navitas TN NG LLC	874 Mains & ...	1201 · From m...		6,648.00	-859,513.00
Invoice	03/31/2018	1803T...	Navitas TN NG LLC	887 Maintena...	1201 · From m...		785.00	-860,298.00
Invoice	03/31/2018	1803T...	Navitas TN NG LLC	893 Maintena...	1201 · From m...		1,053.00	-861,351.00
Invoice	03/31/2018	1803T...	Navitas TN NG LLC	903 Customer...	1201 · From m...		794.00	-862,145.00
Invoice	03/31/2018	1803T...	Navitas TN NG LLC	908 Customer...	1201 · From m...		947.00	-863,092.00
Invoice	03/31/2018	1803T...	Navitas TN NG LLC	920 Administr...	1201 · From m...		7,641.00	-870,733.00
Invoice	03/31/2018	1803T...	Navitas TN NG LLC	921 Office Su...	1201 · From m...		2,826.00	-873,559.00
Invoice	03/31/2018	1803T...	Navitas TN NG LLC	923 Outside ...	1201 · From m...		3,387.00	-876,946.00
Invoice	03/31/2018	1803T...	Navitas TN NG LLC	924 Insurance	1201 · From m...		1,390.00	-878,336.00
Invoice	03/31/2018	1803T...	Navitas TN NG LLC	925 Safety & ...	1201 · From m...		2,167.00	-880,503.00
Invoice	03/31/2018	1803T...	Navitas TN NG LLC	926 Employe...	1201 · From m...		4,293.00	-884,796.00

Navitas Utility Corporation
General Ledger
As of December 31, 2018

Type	Date	Num	Name	Memo	Split	Debit	Credit	Balance
Invoice	03/31/2018	1803T...	Navitas TN NG LLC	931 Rents	1201 · From m...		102.00	-884,898.00
Invoice	03/31/2018	1803T...	Navitas TN NG LLC	932 Maintena...	1201 · From m...		144.00	-885,042.00
Invoice	03/31/2018	1803T...	Navitas TN NG LLC	931 Pickups	1201 · From m...		487.00	-885,529.00
Invoice	03/31/2018	1803T...	Navitas TN NG LLC	931 Tools & E...	1201 · From m...		374.00	-885,903.00
Invoice	03/31/2018	1803T...	Navitas TN NG LLC	931 Office Eq...	1201 · From m...		422.00	-886,325.00
Invoice	03/31/2018	1803T...	Navitas TN NG LLC	931 Meters	1201 · From m...		993.00	-887,318.00
Invoice	03/31/2018	1803K...	Navitas KY NG LLC	874 Mains & ...	1201 · From m...		2,500.00	-889,818.00
Invoice	03/31/2018	1803K...	Navitas KY NG LLC	887 Maintena...	1201 · From m...		2,375.00	-892,193.00
Invoice	03/31/2018	1803K...	Navitas KY NG LLC	893 Maintena...	1201 · From m...		315.00	-892,508.00
Invoice	03/31/2018	1803K...	Navitas KY NG LLC	903 Customer...	1201 · From m...		207.00	-892,715.00
Invoice	03/31/2018	1803K...	Navitas KY NG LLC	908 Customer...	1201 · From m...		283.00	-892,998.00
Invoice	03/31/2018	1803K...	Navitas KY NG LLC	920 Administr...	1201 · From m...		2,287.00	-895,285.00
Invoice	03/31/2018	1803K...	Navitas KY NG LLC	921 Office Su...	1201 · From m...		357.00	-895,642.00
Invoice	03/31/2018	1803K...	Navitas KY NG LLC	923 Outside ...	1201 · From m...		885.00	-896,527.00
Invoice	03/31/2018	1803K...	Navitas KY NG LLC	924 Insurance	1201 · From m...		416.00	-896,943.00
Invoice	03/31/2018	1803K...	Navitas KY NG LLC	925 Safety & ...	1201 · From m...		648.00	-897,591.00
Invoice	03/31/2018	1803K...	Navitas KY NG LLC	926 Employe...	1201 · From m...		1,285.00	-898,876.00
Invoice	03/31/2018	1803K...	Navitas KY NG LLC	931 Rents	1201 · From m...		31.00	-898,907.00
Invoice	03/31/2018	1803K...	Navitas KY NG LLC	932 Maintena...	1201 · From m...		43.00	-898,950.00
Invoice	03/31/2018	1803K...	Navitas KY NG LLC	931 Tools & E...	1201 · From m...		112.00	-899,062.00
Invoice	03/31/2018	1803K...	Navitas KY NG LLC	931 Office Eq...	1201 · From m...		126.00	-899,188.00
Invoice	03/31/2018	1803K...	Navitas KY NG LLC	931 Meters	1201 · From m...		297.00	-899,485.00
Invoice	03/31/2018	1803T...	Navitas Utility TX, LLC	874 Mains & ...	1201 · From m...	0.00		-899,485.00
Invoice	03/31/2018	1803T...	Navitas Utility TX, LLC	887 Maintena...	1201 · From m...	0.00		-899,485.00
Invoice	03/31/2018	1803T...	Navitas Utility TX, LLC	893 Maintena...	1201 · From m...		3.00	-899,488.00
Invoice	03/31/2018	1803T...	Navitas Utility TX, LLC	903 Customer...	1201 · From m...		2.00	-899,490.00
Invoice	03/31/2018	1803T...	Navitas Utility TX, LLC	908 Customer...	1201 · From m...		2.00	-899,492.00
Invoice	03/31/2018	1803T...	Navitas Utility TX, LLC	920 Administr...	1201 · From m...		2,000.00	-901,492.00
Invoice	03/31/2018	1803T...	Navitas Utility TX, LLC	921 Office Su...	1201 · From m...		3.00	-901,495.00
Invoice	03/31/2018	1803T...	Navitas Utility TX, LLC	923 Outside ...	1201 · From m...		3.00	-901,498.00
Invoice	03/31/2018	1803T...	Navitas Utility TX, LLC	924 Insurance	1201 · From m...		3.00	-901,501.00
Invoice	03/31/2018	1803T...	Navitas Utility TX, LLC	925 Safety & ...	1201 · From m...		5.00	-901,506.00
Invoice	03/31/2018	1803T...	Navitas Utility TX, LLC	926 Employe...	1201 · From m...		1,000.00	-902,506.00
Invoice	03/31/2018	1803T...	Navitas Utility TX, LLC	930 Misc Gen...	1201 · From m...	0.00		-902,506.00
Invoice	03/31/2018	1803T...	Navitas Utility TX, LLC	931 Rents	1201 · From m...	0.00		-902,506.00
Invoice	03/31/2018	1803T...	Navitas Utility TX, LLC	932 Maintena...	1201 · From m...	0.00		-902,506.00
Invoice	03/31/2018	1803T...	Navitas Utility TX, LLC	931 Tools & E...	1201 · From m...		1.00	-902,507.00
Invoice	03/31/2018	1803T...	Navitas Utility TX, LLC	931 Office Eq...	1201 · From m...		1.00	-902,508.00
Invoice	03/31/2018	1803T...	Navitas Utility TX, LLC	931 Meters	1201 · From m...		2.00	-902,510.00
Invoice	04/30/2018	1804F...	Fort Cobb Fuel Auth...	874 Mains & ...	1201 · From m...		17,560.00	-920,070.00
Invoice	04/30/2018	1804F...	Fort Cobb Fuel Auth...	887 Maintena...	1201 · From m...		5,245.00	-925,315.00
Invoice	04/30/2018	1804F...	Fort Cobb Fuel Auth...	893 Maintena...	1201 · From m...		4,384.00	-929,699.00
Invoice	04/30/2018	1804F...	Fort Cobb Fuel Auth...	903 Customer...	1201 · From m...		3,588.00	-933,287.00
Invoice	04/30/2018	1804F...	Fort Cobb Fuel Auth...	908 Customer...	1201 · From m...		6,449.00	-939,736.00
Invoice	04/30/2018	1804F...	Fort Cobb Fuel Auth...	920 Administr...	1201 · From m...		27,211.00	-966,947.00
Invoice	04/30/2018	1804F...	Fort Cobb Fuel Auth...	921 Office Su...	1201 · From m...		5,573.00	-972,520.00
Invoice	04/30/2018	1804F...	Fort Cobb Fuel Auth...	923 Outside ...	1201 · From m...		4,750.00	-977,270.00
Invoice	04/30/2018	1804F...	Fort Cobb Fuel Auth...	924 Insurance	1201 · From m...		4,698.00	-981,968.00
Invoice	04/30/2018	1804F...	Fort Cobb Fuel Auth...	925 Safety & ...	1201 · From m...		18.00	-981,986.00

Navitas Utility Corporation
General Ledger
As of December 31, 2018

Type	Date	Num	Name	Memo	Split	Debit	Credit	Balance
Invoice	04/30/2018	1804F...	Fort Cobb Fuel Auth...	926 Employe...	1201 · From m...		13,184.00	-995,170.00
Invoice	04/30/2018	1804F...	Fort Cobb Fuel Auth...	931 Rents	1201 · From m...		100.00	-995,270.00
Invoice	04/30/2018	1804F...	Fort Cobb Fuel Auth...	932 Maintena...	1201 · From m...		179.00	-995,449.00
Invoice	04/30/2018	1804F...	Fort Cobb Fuel Auth...	931 Pickups	1201 · From m...		4,759.00	-1,000,208.00
Invoice	04/30/2018	1804F...	Fort Cobb Fuel Auth...	931 Trucks	1201 · From m...		501.00	-1,000,709.00
Invoice	04/30/2018	1804F...	Fort Cobb Fuel Auth...	931 Heavy Eq...	1201 · From m...		1,148.00	-1,001,857.00
Invoice	04/30/2018	1804F...	Fort Cobb Fuel Auth...	931 Tools & E...	1201 · From m...		1,243.00	-1,003,100.00
Invoice	04/30/2018	1804F...	Fort Cobb Fuel Auth...	931 Office Eq...	1201 · From m...		1,400.00	-1,004,500.00
Invoice	04/30/2018	1804F...	Fort Cobb Fuel Auth...	931 Meters	1201 · From m...		3,296.00	-1,007,796.00
Invoice	04/30/2018	1804F...	Fort Cobb Fuel Auth...	874 Mains & ...	1201 · From m...		20,284.00	-1,028,080.00
Invoice	04/30/2018	1804F...	Fort Cobb Fuel Auth...	887 Maintena...	1201 · From m...		6,058.00	-1,034,138.00
Invoice	04/30/2018	1804F...	Fort Cobb Fuel Auth...	893 Maintena...	1201 · From m...		5,063.00	-1,039,201.00
Invoice	04/30/2018	1804F...	Fort Cobb Fuel Auth...	903 Customer...	1201 · From m...		4,145.00	-1,043,346.00
Invoice	04/30/2018	1804F...	Fort Cobb Fuel Auth...	908 Customer...	1201 · From m...		7,449.00	-1,050,795.00
Invoice	04/30/2018	1804F...	Fort Cobb Fuel Auth...	920 Administr...	1201 · From m...		31,431.00	-1,082,226.00
Invoice	04/30/2018	1804F...	Fort Cobb Fuel Auth...	921 Office Su...	1201 · From m...		6,437.00	-1,088,663.00
Invoice	04/30/2018	1804F...	Fort Cobb Fuel Auth...	923 Outside ...	1201 · From m...		5,487.00	-1,094,150.00
Invoice	04/30/2018	1804F...	Fort Cobb Fuel Auth...	924 Insurance	1201 · From m...		5,427.00	-1,099,577.00
Invoice	04/30/2018	1804F...	Fort Cobb Fuel Auth...	925 Safety & ...	1201 · From m...		20.00	-1,099,597.00
Invoice	04/30/2018	1804F...	Fort Cobb Fuel Auth...	926 Employe...	1201 · From m...		15,229.00	-1,114,826.00
Invoice	04/30/2018	1804F...	Fort Cobb Fuel Auth...	931 Rents	1201 · From m...		115.00	-1,114,941.00
Invoice	04/30/2018	1804F...	Fort Cobb Fuel Auth...	932 Maintena...	1201 · From m...		206.00	-1,115,147.00
Invoice	04/30/2018	1804F...	Fort Cobb Fuel Auth...	931 Pickups	1201 · From m...		5,497.00	-1,120,644.00
Invoice	04/30/2018	1804F...	Fort Cobb Fuel Auth...	931 Trucks	1201 · From m...		579.00	-1,121,223.00
Invoice	04/30/2018	1804F...	Fort Cobb Fuel Auth...	931 Heavy Eq...	1201 · From m...		1,326.00	-1,122,549.00
Invoice	04/30/2018	1804F...	Fort Cobb Fuel Auth...	931 Tools & E...	1201 · From m...		1,435.00	-1,123,984.00
Invoice	04/30/2018	1804F...	Fort Cobb Fuel Auth...	931 Office Eq...	1201 · From m...		1,617.00	-1,125,601.00
Invoice	04/30/2018	1804F...	Fort Cobb Fuel Auth...	931 Meters	1201 · From m...		3,807.00	-1,129,408.00
Invoice	04/30/2018	1804N...	Navitas OK3, LLC	874 Mains & ...	1201 · From m...		2,500.00	-1,131,908.00
Invoice	04/30/2018	1804N...	Navitas OK3, LLC	887 Maintena...	1201 · From m...		472.00	-1,132,380.00
Invoice	04/30/2018	1804N...	Navitas OK3, LLC	893 Maintena...	1201 · From m...		395.00	-1,132,775.00
Invoice	04/30/2018	1804N...	Navitas OK3, LLC	894 Maintena...	1201 · From m...		3,348.00	-1,136,123.00
Invoice	04/30/2018	1804N...	Navitas OK3, LLC	903 Customer...	1201 · From m...		323.00	-1,136,446.00
Invoice	04/30/2018	1804N...	Navitas OK3, LLC	908 Customer...	1201 · From m...		581.00	-1,137,027.00
Invoice	04/30/2018	1804N...	Navitas OK3, LLC	920 Administr...	1201 · From m...		2,451.00	-1,139,478.00
Invoice	04/30/2018	1804N...	Navitas OK3, LLC	921 Office Su...	1201 · From m...		502.00	-1,139,980.00
Invoice	04/30/2018	1804N...	Navitas OK3, LLC	923 Outside ...	1201 · From m...		428.00	-1,140,408.00
Invoice	04/30/2018	1804N...	Navitas OK3, LLC	924 Insurance	1201 · From m...		423.00	-1,140,831.00
Invoice	04/30/2018	1804N...	Navitas OK3, LLC	925 Safety & ...	1201 · From m...		2.00	-1,140,833.00
Invoice	04/30/2018	1804N...	Navitas OK3, LLC	926 Employe...	1201 · From m...		1,187.00	-1,142,020.00
Invoice	04/30/2018	1804N...	Navitas OK3, LLC	931 Rents	1201 · From m...		9.00	-1,142,029.00
Invoice	04/30/2018	1804N...	Navitas OK3, LLC	932 Maintena...	1201 · From m...		16.00	-1,142,045.00
Invoice	04/30/2018	1804N...	Navitas OK3, LLC	931 Pickups	1201 · From m...		429.00	-1,142,474.00
Invoice	04/30/2018	1804N...	Navitas OK3, LLC	931 Trucks	1201 · From m...		45.00	-1,142,519.00
Invoice	04/30/2018	1804N...	Navitas OK3, LLC	931 Heavy Eq...	1201 · From m...		103.00	-1,142,622.00
Invoice	04/30/2018	1804N...	Navitas OK3, LLC	931 Tools & E...	1201 · From m...		112.00	-1,142,734.00
Invoice	04/30/2018	1804N...	Navitas OK3, LLC	931 Office Eq...	1201 · From m...		126.00	-1,142,860.00
Invoice	04/30/2018	1804N...	Navitas OK3, LLC	931 Meters	1201 · From m...		297.00	-1,143,157.00
Invoice	04/30/2018	1804...	Navitas Winstar LLC	874 Mains & ...	1201 · From m...		2,500.00	-1,145,657.00

Navitas Utility Corporation
General Ledger
As of December 31, 2018

Type	Date	Num	Name	Memo	Split	Debit	Credit	Balance
Invoice	04/30/2018	1804...	Navitas Winstar LLC	887 Maintena...	1201 · From m...		66.00	-1,145,723.00
Invoice	04/30/2018	1804...	Navitas Winstar LLC	893 Maintena...	1201 · From m...		55.00	-1,145,778.00
Invoice	04/30/2018	1804...	Navitas Winstar LLC	903 Customer...	1201 · From m...		45.00	-1,145,823.00
Invoice	04/30/2018	1804...	Navitas Winstar LLC	908 Customer...	1201 · From m...		81.00	-1,145,904.00
Invoice	04/30/2018	1804...	Navitas Winstar LLC	920 Administr...	1201 · From m...		340.00	-1,146,244.00
Invoice	04/30/2018	1804...	Navitas Winstar LLC	921 Office Su...	1201 · From m...		70.00	-1,146,314.00
Invoice	04/30/2018	1804...	Navitas Winstar LLC	923 Outside ...	1201 · From m...		59.00	-1,146,373.00
Invoice	04/30/2018	1804...	Navitas Winstar LLC	924 Insurance	1201 · From m...		59.00	-1,146,432.00
Invoice	04/30/2018	1804...	Navitas Winstar LLC	925 Safety & ...	1201 · From m...	0.00		-1,146,432.00
Invoice	04/30/2018	1804...	Navitas Winstar LLC	926 Employe...	1201 · From m...		165.00	-1,146,597.00
Invoice	04/30/2018	1804...	Navitas Winstar LLC	931 Rents	1201 · From m...		1.00	-1,146,598.00
Invoice	04/30/2018	1804...	Navitas Winstar LLC	932 Maintena...	1201 · From m...		2.00	-1,146,600.00
Invoice	04/30/2018	1804...	Navitas Winstar LLC	931 Pickups	1201 · From m...		60.00	-1,146,660.00
Invoice	04/30/2018	1804...	Navitas Winstar LLC	931 Trucks	1201 · From m...		6.00	-1,146,666.00
Invoice	04/30/2018	1804...	Navitas Winstar LLC	931 Heavy Eq...	1201 · From m...		14.00	-1,146,680.00
Invoice	04/30/2018	1804...	Navitas Winstar LLC	931 Tools & E...	1201 · From m...		16.00	-1,146,696.00
Invoice	04/30/2018	1804...	Navitas Winstar LLC	931 Office Eq...	1201 · From m...		18.00	-1,146,714.00
Invoice	04/30/2018	1804...	Navitas Winstar LLC	931 Meters	1201 · From m...		41.00	-1,146,755.00
Invoice	04/30/2018	1804T...	Navitas TN NG LLC	874 Mains & ...	1201 · From m...		5,018.00	-1,151,773.00
Invoice	04/30/2018	1804T...	Navitas TN NG LLC	887 Maintena...	1201 · From m...		1,560.00	-1,153,333.00
Invoice	04/30/2018	1804T...	Navitas TN NG LLC	893 Maintena...	1201 · From m...		1,320.00	-1,154,653.00
Invoice	04/30/2018	1804T...	Navitas TN NG LLC	903 Customer...	1201 · From m...		1,034.00	-1,155,687.00
Invoice	04/30/2018	1804T...	Navitas TN NG LLC	908 Customer...	1201 · From m...		911.00	-1,156,598.00
Invoice	04/30/2018	1804T...	Navitas TN NG LLC	920 Administr...	1201 · From m...		8,195.00	-1,164,793.00
Invoice	04/30/2018	1804T...	Navitas TN NG LLC	921 Office Su...	1201 · From m...		2,386.00	-1,167,179.00
Invoice	04/30/2018	1804T...	Navitas TN NG LLC	923 Outside ...	1201 · From m...		2,350.00	-1,169,529.00
Invoice	04/30/2018	1804T...	Navitas TN NG LLC	924 Insurance	1201 · From m...		1,415.00	-1,170,944.00
Invoice	04/30/2018	1804T...	Navitas TN NG LLC	925 Safety & ...	1201 · From m...		5.00	-1,170,949.00
Invoice	04/30/2018	1804T...	Navitas TN NG LLC	926 Employe...	1201 · From m...		3,971.00	-1,174,920.00
Invoice	04/30/2018	1804T...	Navitas TN NG LLC	931 Rents	1201 · From m...		30.00	-1,174,950.00
Invoice	04/30/2018	1804T...	Navitas TN NG LLC	932 Maintena...	1201 · From m...		54.00	-1,175,004.00
Invoice	04/30/2018	1804T...	Navitas TN NG LLC	931 Pickups	1201 · From m...		487.00	-1,175,491.00
Invoice	04/30/2018	1804T...	Navitas TN NG LLC	931 Tools & E...	1201 · From m...		374.00	-1,175,865.00
Invoice	04/30/2018	1804T...	Navitas TN NG LLC	931 Office Eq...	1201 · From m...		422.00	-1,176,287.00
Invoice	04/30/2018	1804T...	Navitas TN NG LLC	931 Meters	1201 · From m...		993.00	-1,177,280.00
Invoice	04/30/2018	1804K...	Navitas KY NG LLC	874 Mains & ...	1201 · From m...		2,500.00	-1,179,780.00
Invoice	04/30/2018	1804K...	Navitas KY NG LLC	887 Maintena...	1201 · From m...		3,262.00	-1,183,042.00
Invoice	04/30/2018	1804K...	Navitas KY NG LLC	893 Maintena...	1201 · From m...		395.00	-1,183,437.00
Invoice	04/30/2018	1804K...	Navitas KY NG LLC	903 Customer...	1201 · From m...		283.00	-1,183,720.00
Invoice	04/30/2018	1804K...	Navitas KY NG LLC	908 Customer...	1201 · From m...		272.00	-1,183,992.00
Invoice	04/30/2018	1804K...	Navitas KY NG LLC	920 Administr...	1201 · From m...		2,453.00	-1,186,445.00
Invoice	04/30/2018	1804K...	Navitas KY NG LLC	921 Office Su...	1201 · From m...		293.00	-1,186,738.00
Invoice	04/30/2018	1804K...	Navitas KY NG LLC	923 Outside ...	1201 · From m...		1,326.00	-1,188,064.00
Invoice	04/30/2018	1804K...	Navitas KY NG LLC	924 Insurance	1201 · From m...		423.00	-1,188,487.00
Invoice	04/30/2018	1804K...	Navitas KY NG LLC	925 Safety & ...	1201 · From m...		2.00	-1,188,489.00
Invoice	04/30/2018	1804K...	Navitas KY NG LLC	926 Employe...	1201 · From m...		1,188.00	-1,189,677.00
Invoice	04/30/2018	1804K...	Navitas KY NG LLC	931 Rents	1201 · From m...		9.00	-1,189,686.00
Invoice	04/30/2018	1804K...	Navitas KY NG LLC	932 Maintena...	1201 · From m...		16.00	-1,189,702.00
Invoice	04/30/2018	1804K...	Navitas KY NG LLC	931 Tools & E...	1201 · From m...		112.00	-1,189,814.00

Navitas Utility Corporation
General Ledger
As of December 31, 2018

Type	Date	Num	Name	Memo	Split	Debit	Credit	Balance
Invoice	04/30/2018	1804K...	Navitas KY NG LLC	931 Office Eq...	1201 · From m...		126.00	-1,189,940.00
Invoice	04/30/2018	1804K...	Navitas KY NG LLC	931 Meters	1201 · From m...		297.00	-1,190,237.00
Invoice	04/30/2018	1804T...	Navitas Utility TX, LLC	874 Mains & ...	1201 · From m...		310.00	-1,190,547.00
Invoice	04/30/2018	1804T...	Navitas Utility TX, LLC	887 Maintena...	1201 · From m...		146.00	-1,190,693.00
Invoice	04/30/2018	1804T...	Navitas Utility TX, LLC	893 Maintena...	1201 · From m...		3.00	-1,190,696.00
Invoice	04/30/2018	1804T...	Navitas Utility TX, LLC	903 Customer...	1201 · From m...		2.00	-1,190,698.00
Invoice	04/30/2018	1804T...	Navitas Utility TX, LLC	908 Customer...	1201 · From m...		2.00	-1,190,700.00
Invoice	04/30/2018	1804T...	Navitas Utility TX, LLC	920 Administr...	1201 · From m...		2,000.00	-1,192,700.00
Invoice	04/30/2018	1804T...	Navitas Utility TX, LLC	921 Office Su...	1201 · From m...		101.00	-1,192,801.00
Invoice	04/30/2018	1804T...	Navitas Utility TX, LLC	923 Outside ...	1201 · From m...		2.00	-1,192,803.00
Invoice	04/30/2018	1804T...	Navitas Utility TX, LLC	924 Insurance	1201 · From m...		3.00	-1,192,806.00
Invoice	04/30/2018	1804T...	Navitas Utility TX, LLC	925 Safety & ...	1201 · From m...	0.00		-1,192,806.00
Invoice	04/30/2018	1804T...	Navitas Utility TX, LLC	926 Employe...	1201 · From m...		1,000.00	-1,193,806.00
Invoice	04/30/2018	1804T...	Navitas Utility TX, LLC	930 Misc Gen...	1201 · From m...	0.00		-1,193,806.00
Invoice	04/30/2018	1804T...	Navitas Utility TX, LLC	931 Rents	1201 · From m...	0.00		-1,193,806.00
Invoice	04/30/2018	1804T...	Navitas Utility TX, LLC	932 Maintena...	1201 · From m...	0.00		-1,193,806.00
Invoice	04/30/2018	1804T...	Navitas Utility TX, LLC	931 Tools & E...	1201 · From m...		1.00	-1,193,807.00
Invoice	04/30/2018	1804T...	Navitas Utility TX, LLC	931 Office Eq...	1201 · From m...		1.00	-1,193,808.00
Invoice	04/30/2018	1804T...	Navitas Utility TX, LLC	931 Meters	1201 · From m...		2.00	-1,193,810.00
Invoice	05/31/2018	1805K...	Navitas KY NG LLC	874 Mains & ...	1201 · From m...		2,500.00	-1,196,310.00
Invoice	05/31/2018	1805K...	Navitas KY NG LLC	887 Maintena...	1201 · From m...		2,250.00	-1,198,560.00
Invoice	05/31/2018	1805K...	Navitas KY NG LLC	893 Maintena...	1201 · From m...		508.00	-1,199,068.00
Invoice	05/31/2018	1805K...	Navitas KY NG LLC	903 Customer...	1201 · From m...		137.00	-1,199,205.00
Invoice	05/31/2018	1805K...	Navitas KY NG LLC	908 Customer...	1201 · From m...		407.00	-1,199,612.00
Invoice	05/31/2018	1805K...	Navitas KY NG LLC	920 Administr...	1201 · From m...		2,471.00	-1,202,083.00
Invoice	05/31/2018	1805K...	Navitas KY NG LLC	921 Office Su...	1201 · From m...		479.00	-1,202,562.00
Invoice	05/31/2018	1805K...	Navitas KY NG LLC	923 Outside ...	1201 · From m...		1,224.00	-1,203,786.00
Invoice	05/31/2018	1805K...	Navitas KY NG LLC	924 Insurance	1201 · From m...		386.00	-1,204,172.00
Invoice	05/31/2018	1805K...	Navitas KY NG LLC	925 Safety & ...	1201 · From m...		128.00	-1,204,300.00
Invoice	05/31/2018	1805K...	Navitas KY NG LLC	926 Employe...	1201 · From m...		1,188.00	-1,205,488.00
Invoice	05/31/2018	1805K...	Navitas KY NG LLC	931 Rents	1201 · From m...		48.00	-1,205,536.00
Invoice	05/31/2018	1805K...	Navitas KY NG LLC	932 Maintena...	1201 · From m...		29.00	-1,205,565.00
Invoice	05/31/2018	1805K...	Navitas KY NG LLC	931 Tools & E...	1201 · From m...		112.00	-1,205,677.00
Invoice	05/31/2018	1805K...	Navitas KY NG LLC	931 Office Eq...	1201 · From m...		126.00	-1,205,803.00
Invoice	05/31/2018	1805K...	Navitas KY NG LLC	931 Meters	1201 · From m...		297.00	-1,206,100.00
Invoice	05/31/2018	1805T...	Navitas TN NG LLC	874 Mains & ...	1201 · From m...		7,933.00	-1,214,033.00
Invoice	05/31/2018	1805T...	Navitas TN NG LLC	887 Maintena...	1201 · From m...	0.00		-1,214,033.00
Invoice	05/31/2018	1805T...	Navitas TN NG LLC	893 Maintena...	1201 · From m...		1,697.00	-1,215,730.00
Invoice	05/31/2018	1805T...	Navitas TN NG LLC	903 Customer...	1201 · From m...		548.00	-1,216,278.00
Invoice	05/31/2018	1805T...	Navitas TN NG LLC	908 Customer...	1201 · From m...		1,361.00	-1,217,639.00
Invoice	05/31/2018	1805T...	Navitas TN NG LLC	920 Administr...	1201 · From m...		8,258.00	-1,225,897.00
Invoice	05/31/2018	1805T...	Navitas TN NG LLC	921 Office Su...	1201 · From m...		2,818.00	-1,228,715.00
Invoice	05/31/2018	1805T...	Navitas TN NG LLC	923 Outside ...	1201 · From m...		3,348.00	-1,232,063.00
Invoice	05/31/2018	1805T...	Navitas TN NG LLC	924 Insurance	1201 · From m...		1,290.00	-1,233,353.00
Invoice	05/31/2018	1805T...	Navitas TN NG LLC	925 Safety & ...	1201 · From m...		426.00	-1,233,779.00
Invoice	05/31/2018	1805T...	Navitas TN NG LLC	926 Employe...	1201 · From m...		3,970.00	-1,237,749.00
Invoice	05/31/2018	1805T...	Navitas TN NG LLC	931 Rents	1201 · From m...		161.00	-1,237,910.00
Invoice	05/31/2018	1805T...	Navitas TN NG LLC	932 Maintena...	1201 · From m...		96.00	-1,238,006.00
Invoice	05/31/2018	1805T...	Navitas TN NG LLC	931 Pickups	1201 · From m...		487.00	-1,238,493.00

Navitas Utility Corporation
General Ledger
As of December 31, 2018

Type	Date	Num	Name	Memo	Split	Debit	Credit	Balance
Invoice	05/31/2018	1805T...	Navitas TN NG LLC	931 Tools & E...	1201 · From m...		374.00	-1,238,867.00
Invoice	05/31/2018	1805T...	Navitas TN NG LLC	931 Office Eq...	1201 · From m...		422.00	-1,239,289.00
Invoice	05/31/2018	1805T...	Navitas TN NG LLC	931 Meters	1201 · From m...		993.00	-1,240,282.00
Invoice	05/31/2018	1805...	Navitas Winstar LLC	874 Mains & ...	1201 · From m...		2,500.00	-1,242,782.00
Invoice	05/31/2018	1805...	Navitas Winstar LLC	887 Maintena...	1201 · From m...	58.00		-1,242,724.00
Invoice	05/31/2018	1805...	Navitas Winstar LLC	893 Maintena...	1201 · From m...		70.00	-1,242,794.00
Invoice	05/31/2018	1805...	Navitas Winstar LLC	903 Customer...	1201 · From m...		27.00	-1,242,821.00
Invoice	05/31/2018	1805...	Navitas Winstar LLC	908 Customer...	1201 · From m...		120.00	-1,242,941.00
Invoice	05/31/2018	1805...	Navitas Winstar LLC	920 Administr...	1201 · From m...		343.00	-1,243,284.00
Invoice	05/31/2018	1805...	Navitas Winstar LLC	921 Office Su...	1201 · From m...		87.00	-1,243,371.00
Invoice	05/31/2018	1805...	Navitas Winstar LLC	923 Outside ...	1201 · From m...		65.00	-1,243,436.00
Invoice	05/31/2018	1805...	Navitas Winstar LLC	924 Insurance	1201 · From m...		54.00	-1,243,490.00
Invoice	05/31/2018	1805...	Navitas Winstar LLC	925 Safety & ...	1201 · From m...		18.00	-1,243,508.00
Invoice	05/31/2018	1805...	Navitas Winstar LLC	926 Employe...	1201 · From m...		165.00	-1,243,673.00
Invoice	05/31/2018	1805...	Navitas Winstar LLC	931 Rents	1201 · From m...		7.00	-1,243,680.00
Invoice	05/31/2018	1805...	Navitas Winstar LLC	932 Maintena...	1201 · From m...		4.00	-1,243,684.00
Invoice	05/31/2018	1805...	Navitas Winstar LLC	931 Pickups	1201 · From m...		60.00	-1,243,744.00
Invoice	05/31/2018	1805...	Navitas Winstar LLC	931 Trucks	1201 · From m...		6.00	-1,243,750.00
Invoice	05/31/2018	1805...	Navitas Winstar LLC	931 Heavy Eq...	1201 · From m...		14.00	-1,243,764.00
Invoice	05/31/2018	1805...	Navitas Winstar LLC	931 Tools & E...	1201 · From m...		16.00	-1,243,780.00
Invoice	05/31/2018	1805...	Navitas Winstar LLC	931 Office Eq...	1201 · From m...		18.00	-1,243,798.00
Invoice	05/31/2018	1805...	Navitas Winstar LLC	931 Meters	1201 · From m...		41.00	-1,243,839.00
Invoice	05/31/2018	1805T...	Navitas Utility TX, LLC	874 Mains & ...	1201 · From m...	0.00		-1,243,839.00
Invoice	05/31/2018	1805T...	Navitas Utility TX, LLC	887 Maintena...	1201 · From m...		87.00	-1,243,926.00
Invoice	05/31/2018	1805T...	Navitas Utility TX, LLC	893 Maintena...	1201 · From m...		4.00	-1,243,930.00
Invoice	05/31/2018	1805T...	Navitas Utility TX, LLC	903 Customer...	1201 · From m...		1.00	-1,243,931.00
Invoice	05/31/2018	1805T...	Navitas Utility TX, LLC	908 Customer...	1201 · From m...		3.00	-1,243,934.00
Invoice	05/31/2018	1805T...	Navitas Utility TX, LLC	920 Administr...	1201 · From m...		2,000.00	-1,245,934.00
Invoice	05/31/2018	1805T...	Navitas Utility TX, LLC	921 Office Su...	1201 · From m...		3.00	-1,245,937.00
Invoice	05/31/2018	1805T...	Navitas Utility TX, LLC	923 Outside ...	1201 · From m...		2.00	-1,245,939.00
Invoice	05/31/2018	1805T...	Navitas Utility TX, LLC	924 Insurance	1201 · From m...		3.00	-1,245,942.00
Invoice	05/31/2018	1805T...	Navitas Utility TX, LLC	925 Safety & ...	1201 · From m...		1.00	-1,245,943.00
Invoice	05/31/2018	1805T...	Navitas Utility TX, LLC	926 Employe...	1201 · From m...		1,000.00	-1,246,943.00
Invoice	05/31/2018	1805T...	Navitas Utility TX, LLC	930 Misc Gen...	1201 · From m...	0.00		-1,246,943.00
Invoice	05/31/2018	1805T...	Navitas Utility TX, LLC	931 Rents	1201 · From m...	0.00		-1,246,943.00
Invoice	05/31/2018	1805T...	Navitas Utility TX, LLC	932 Maintena...	1201 · From m...	0.00		-1,246,943.00
Invoice	05/31/2018	1805T...	Navitas Utility TX, LLC	931 Tools & E...	1201 · From m...		1.00	-1,246,944.00
Invoice	05/31/2018	1805T...	Navitas Utility TX, LLC	931 Office Eq...	1201 · From m...		1.00	-1,246,945.00
Invoice	05/31/2018	1805T...	Navitas Utility TX, LLC	931 Meters	1201 · From m...		2.00	-1,246,947.00
Invoice	05/31/2018	1805N...	Navitas OK3, LLC	874 Mains & ...	1201 · From m...		3,168.00	-1,250,115.00
Invoice	05/31/2018	1805N...	Navitas OK3, LLC	887 Maintena...	1201 · From m...	418.00		-1,249,697.00
Invoice	05/31/2018	1805N...	Navitas OK3, LLC	893 Maintena...	1201 · From m...		507.00	-1,250,204.00
Invoice	05/31/2018	1805N...	Navitas OK3, LLC	894 Maintena...	1201 · From m...		4,580.00	-1,254,784.00
Invoice	05/31/2018	1805N...	Navitas OK3, LLC	903 Customer...	1201 · From m...		198.00	-1,254,982.00
Invoice	05/31/2018	1805N...	Navitas OK3, LLC	908 Customer...	1201 · From m...		866.00	-1,255,848.00
Invoice	05/31/2018	1805N...	Navitas OK3, LLC	920 Administr...	1201 · From m...		2,469.00	-1,258,317.00
Invoice	05/31/2018	1805N...	Navitas OK3, LLC	921 Office Su...	1201 · From m...		624.00	-1,258,941.00
Invoice	05/31/2018	1805N...	Navitas OK3, LLC	923 Outside ...	1201 · From m...		466.00	-1,259,407.00
Invoice	05/31/2018	1805N...	Navitas OK3, LLC	924 Insurance	1201 · From m...		386.00	-1,259,793.00

Navitas Utility Corporation
General Ledger
As of December 31, 2018

Type	Date	Num	Name	Memo	Split	Debit	Credit	Balance
Invoice	05/31/2018	1805N...	Navitas OK3, LLC	925 Safety & ...	1201 · From m...		128.00	-1,259,921.00
Invoice	05/31/2018	1805N...	Navitas OK3, LLC	926 Employe...	1201 · From m...		1,187.00	-1,261,108.00
Invoice	05/31/2018	1805N...	Navitas OK3, LLC	931 Rents	1201 · From m...		48.00	-1,261,156.00
Invoice	05/31/2018	1805N...	Navitas OK3, LLC	932 Maintena...	1201 · From m...		29.00	-1,261,185.00
Invoice	05/31/2018	1805N...	Navitas OK3, LLC	931 Pickups	1201 · From m...		429.00	-1,261,614.00
Invoice	05/31/2018	1805N...	Navitas OK3, LLC	931 Trucks	1201 · From m...		45.00	-1,261,659.00
Invoice	05/31/2018	1805N...	Navitas OK3, LLC	931 Heavy Eq...	1201 · From m...		103.00	-1,261,762.00
Invoice	05/31/2018	1805N...	Navitas OK3, LLC	931 Tools & E...	1201 · From m...		112.00	-1,261,874.00
Invoice	05/31/2018	1805N...	Navitas OK3, LLC	931 Office Eq...	1201 · From m...		126.00	-1,262,000.00
Invoice	05/31/2018	1805N...	Navitas OK3, LLC	931 Meters	1201 · From m...		297.00	-1,262,297.00
Invoice	05/31/2018	1805F...	Fort Cobb Fuel Auth...	874 Mains & ...	1201 · From m...		39,527.00	-1,301,824.00
Invoice	05/31/2018	1805F...	Fort Cobb Fuel Auth...	887 Maintena...	1201 · From m...	5,361.00		-1,296,463.00
Invoice	05/31/2018	1805F...	Fort Cobb Fuel Auth...	893 Maintena...	1201 · From m...		6,509.00	-1,302,972.00
Invoice	05/31/2018	1805F...	Fort Cobb Fuel Auth...	903 Customer...	1201 · From m...		2,538.00	-1,305,510.00
Invoice	05/31/2018	1805F...	Fort Cobb Fuel Auth...	908 Customer...	1201 · From m...		11,103.00	-1,316,613.00
Invoice	05/31/2018	1805F...	Fort Cobb Fuel Auth...	920 Administr...	1201 · From m...		31,673.00	-1,348,286.00
Invoice	05/31/2018	1805F...	Fort Cobb Fuel Auth...	921 Office Su...	1201 · From m...		8,005.00	-1,356,291.00
Invoice	05/31/2018	1805F...	Fort Cobb Fuel Auth...	923 Outside ...	1201 · From m...		5,980.00	-1,362,271.00
Invoice	05/31/2018	1805F...	Fort Cobb Fuel Auth...	924 Insurance	1201 · From m...		4,948.00	-1,367,219.00
Invoice	05/31/2018	1805F...	Fort Cobb Fuel Auth...	925 Safety & ...	1201 · From m...		1,636.00	-1,368,855.00
Invoice	05/31/2018	1805F...	Fort Cobb Fuel Auth...	926 Employe...	1201 · From m...		15,228.00	-1,384,083.00
Invoice	05/31/2018	1805F...	Fort Cobb Fuel Auth...	931 Rents	1201 · From m...		617.00	-1,384,700.00
Invoice	05/31/2018	1805F...	Fort Cobb Fuel Auth...	932 Maintena...	1201 · From m...		367.00	-1,385,067.00
Invoice	05/31/2018	1805F...	Fort Cobb Fuel Auth...	931 Pickups	1201 · From m...		5,497.00	-1,390,564.00
Invoice	05/31/2018	1805F...	Fort Cobb Fuel Auth...	931 Trucks	1201 · From m...		579.00	-1,391,143.00
Invoice	05/31/2018	1805F...	Fort Cobb Fuel Auth...	931 Heavy Eq...	1201 · From m...		1,326.00	-1,392,469.00
Invoice	05/31/2018	1805F...	Fort Cobb Fuel Auth...	931 Tools & E...	1201 · From m...		1,435.00	-1,393,904.00
Invoice	05/31/2018	1805F...	Fort Cobb Fuel Auth...	931 Office Eq...	1201 · From m...		1,617.00	-1,395,521.00
Invoice	05/31/2018	1805F...	Fort Cobb Fuel Auth...	931 Meters	1201 · From m...		3,807.00	-1,399,328.00
Invoice	05/31/2018	1805F...	Fort Cobb Fuel Auth...	874 Mains & ...	1201 · From m...		34,220.00	-1,433,548.00
Invoice	05/31/2018	1805F...	Fort Cobb Fuel Auth...	887 Maintena...	1201 · From m...	4,641.00		-1,428,907.00
Invoice	05/31/2018	1805F...	Fort Cobb Fuel Auth...	893 Maintena...	1201 · From m...		5,635.00	-1,434,542.00
Invoice	05/31/2018	1805F...	Fort Cobb Fuel Auth...	903 Customer...	1201 · From m...		2,198.00	-1,436,740.00
Invoice	05/31/2018	1805F...	Fort Cobb Fuel Auth...	908 Customer...	1201 · From m...		9,612.00	-1,446,352.00
Invoice	05/31/2018	1805F...	Fort Cobb Fuel Auth...	920 Administr...	1201 · From m...		27,420.00	-1,473,772.00
Invoice	05/31/2018	1805F...	Fort Cobb Fuel Auth...	921 Office Su...	1201 · From m...		6,930.00	-1,480,702.00
Invoice	05/31/2018	1805F...	Fort Cobb Fuel Auth...	923 Outside ...	1201 · From m...		5,177.00	-1,485,879.00
Invoice	05/31/2018	1805F...	Fort Cobb Fuel Auth...	924 Insurance	1201 · From m...		4,284.00	-1,490,163.00
Invoice	05/31/2018	1805F...	Fort Cobb Fuel Auth...	925 Safety & ...	1201 · From m...		1,416.00	-1,491,579.00
Invoice	05/31/2018	1805F...	Fort Cobb Fuel Auth...	926 Employe...	1201 · From m...		13,183.00	-1,504,762.00
Invoice	05/31/2018	1805F...	Fort Cobb Fuel Auth...	931 Rents	1201 · From m...		534.00	-1,505,296.00
Invoice	05/31/2018	1805F...	Fort Cobb Fuel Auth...	932 Maintena...	1201 · From m...		318.00	-1,505,614.00
Invoice	05/31/2018	1805F...	Fort Cobb Fuel Auth...	931 Pickups	1201 · From m...		4,759.00	-1,510,373.00
Invoice	05/31/2018	1805F...	Fort Cobb Fuel Auth...	931 Trucks	1201 · From m...		501.00	-1,510,874.00
Invoice	05/31/2018	1805F...	Fort Cobb Fuel Auth...	931 Heavy Eq...	1201 · From m...		1,148.00	-1,512,022.00
Invoice	05/31/2018	1805F...	Fort Cobb Fuel Auth...	931 Tools & E...	1201 · From m...		1,243.00	-1,513,265.00
Invoice	05/31/2018	1805F...	Fort Cobb Fuel Auth...	931 Office Eq...	1201 · From m...		1,400.00	-1,514,665.00
Invoice	05/31/2018	1805F...	Fort Cobb Fuel Auth...	931 Meters	1201 · From m...		3,296.00	-1,517,961.00
Invoice	06/30/2018	1806F...	Fort Cobb Fuel Auth...	874 Mains & ...	1201 · From m...		19,529.00	-1,537,490.00

Navitas Utility Corporation
General Ledger
As of December 31, 2018

Type	Date	Num	Name	Memo	Split	Debit	Credit	Balance
Invoice	06/30/2018	1806F...	Fort Cobb Fuel Auth...	887 Maintena...	1201 · From m...		6,589.00	-1,544,079.00
Invoice	06/30/2018	1806F...	Fort Cobb Fuel Auth...	893 Maintena...	1201 · From m...		5,306.00	-1,549,385.00
Invoice	06/30/2018	1806F...	Fort Cobb Fuel Auth...	903 Customer...	1201 · From m...		2,954.00	-1,552,339.00
Invoice	06/30/2018	1806F...	Fort Cobb Fuel Auth...	908 Customer...	1201 · From m...		6,566.00	-1,558,905.00
Invoice	06/30/2018	1806F...	Fort Cobb Fuel Auth...	920 Administr...	1201 · From m...		27,387.00	-1,586,292.00
Invoice	06/30/2018	1806F...	Fort Cobb Fuel Auth...	921 Office Su...	1201 · From m...		8,237.00	-1,594,529.00
Invoice	06/30/2018	1806F...	Fort Cobb Fuel Auth...	923 Outside ...	1201 · From m...		7,729.00	-1,602,258.00
Invoice	06/30/2018	1806F...	Fort Cobb Fuel Auth...	924 Insurance	1201 · From m...		5,208.00	-1,607,466.00
Invoice	06/30/2018	1806F...	Fort Cobb Fuel Auth...	925 Safety & ...	1201 · From m...		3,931.00	-1,611,397.00
Invoice	06/30/2018	1806F...	Fort Cobb Fuel Auth...	926 Employe...	1201 · From m...		13,120.00	-1,624,517.00
Invoice	06/30/2018	1806F...	Fort Cobb Fuel Auth...	931 Rents	1201 · From m...		655.00	-1,625,172.00
Invoice	06/30/2018	1806F...	Fort Cobb Fuel Auth...	932 Maintena...	1201 · From m...		254.00	-1,625,426.00
Invoice	06/30/2018	1806F...	Fort Cobb Fuel Auth...	931 Pickups	1201 · From m...		4,759.00	-1,630,185.00
Invoice	06/30/2018	1806F...	Fort Cobb Fuel Auth...	931 Trucks	1201 · From m...		501.00	-1,630,686.00
Invoice	06/30/2018	1806F...	Fort Cobb Fuel Auth...	931 Heavy Eq...	1201 · From m...		1,148.00	-1,631,834.00
Invoice	06/30/2018	1806F...	Fort Cobb Fuel Auth...	931 Tools & E...	1201 · From m...		1,243.00	-1,633,077.00
Invoice	06/30/2018	1806F...	Fort Cobb Fuel Auth...	931 Office Eq...	1201 · From m...		1,400.00	-1,634,477.00
Invoice	06/30/2018	1806F...	Fort Cobb Fuel Auth...	931 Meters	1201 · From m...		3,296.00	-1,637,773.00
Invoice	06/30/2018	1806N...	Navitas OK3, LLC	874 Mains & ...	1201 · From m...		2,500.00	-1,640,273.00
Invoice	06/30/2018	1806N...	Navitas OK3, LLC	887 Maintena...	1201 · From m...		593.00	-1,640,866.00
Invoice	06/30/2018	1806N...	Navitas OK3, LLC	893 Maintena...	1201 · From m...		478.00	-1,641,344.00
Invoice	06/30/2018	1806N...	Navitas OK3, LLC	894 Maintena...	1201 · From m...		3,391.00	-1,644,735.00
Invoice	06/30/2018	1806N...	Navitas OK3, LLC	903 Customer...	1201 · From m...		266.00	-1,645,001.00
Invoice	06/30/2018	1806N...	Navitas OK3, LLC	908 Customer...	1201 · From m...		591.00	-1,645,592.00
Invoice	06/30/2018	1806N...	Navitas OK3, LLC	920 Administr...	1201 · From m...		2,466.00	-1,648,058.00
Invoice	06/30/2018	1806N...	Navitas OK3, LLC	921 Office Su...	1201 · From m...		742.00	-1,648,800.00
Invoice	06/30/2018	1806N...	Navitas OK3, LLC	923 Outside ...	1201 · From m...		696.00	-1,649,496.00
Invoice	06/30/2018	1806N...	Navitas OK3, LLC	924 Insurance	1201 · From m...		469.00	-1,649,965.00
Invoice	06/30/2018	1806N...	Navitas OK3, LLC	925 Safety & ...	1201 · From m...		354.00	-1,650,319.00
Invoice	06/30/2018	1806N...	Navitas OK3, LLC	926 Employe...	1201 · From m...		1,182.00	-1,651,501.00
Invoice	06/30/2018	1806N...	Navitas OK3, LLC	931 Rents	1201 · From m...		59.00	-1,651,560.00
Invoice	06/30/2018	1806N...	Navitas OK3, LLC	932 Maintena...	1201 · From m...		23.00	-1,651,583.00
Invoice	06/30/2018	1806N...	Navitas OK3, LLC	931 Pickups	1201 · From m...		429.00	-1,652,012.00
Invoice	06/30/2018	1806N...	Navitas OK3, LLC	931 Trucks	1201 · From m...		45.00	-1,652,057.00
Invoice	06/30/2018	1806N...	Navitas OK3, LLC	931 Heavy Eq...	1201 · From m...		103.00	-1,652,160.00
Invoice	06/30/2018	1806N...	Navitas OK3, LLC	931 Tools & E...	1201 · From m...		112.00	-1,652,272.00
Invoice	06/30/2018	1806N...	Navitas OK3, LLC	931 Office Eq...	1201 · From m...		126.00	-1,652,398.00
Invoice	06/30/2018	1806N...	Navitas OK3, LLC	931 Meters	1201 · From m...		297.00	-1,652,695.00
Invoice	06/30/2018	1806...	Navitas Winstar LLC	874 Mains & ...	1201 · From m...		2,500.00	-1,655,195.00
Invoice	06/30/2018	1806...	Navitas Winstar LLC	887 Maintena...	1201 · From m...		82.00	-1,655,277.00
Invoice	06/30/2018	1806...	Navitas Winstar LLC	893 Maintena...	1201 · From m...		66.00	-1,655,343.00
Invoice	06/30/2018	1806...	Navitas Winstar LLC	903 Customer...	1201 · From m...		37.00	-1,655,380.00
Invoice	06/30/2018	1806...	Navitas Winstar LLC	908 Customer...	1201 · From m...		82.00	-1,655,462.00
Invoice	06/30/2018	1806...	Navitas Winstar LLC	920 Administr...	1201 · From m...		343.00	-1,655,805.00
Invoice	06/30/2018	1806...	Navitas Winstar LLC	921 Office Su...	1201 · From m...		103.00	-1,655,908.00
Invoice	06/30/2018	1806...	Navitas Winstar LLC	923 Outside ...	1201 · From m...		97.00	-1,656,005.00
Invoice	06/30/2018	1806...	Navitas Winstar LLC	924 Insurance	1201 · From m...		65.00	-1,656,070.00
Invoice	06/30/2018	1806...	Navitas Winstar LLC	925 Safety & ...	1201 · From m...		49.00	-1,656,119.00
Invoice	06/30/2018	1806...	Navitas Winstar LLC	926 Employe...	1201 · From m...		164.00	-1,656,283.00

Navitas Utility Corporation
General Ledger
As of December 31, 2018

Type	Date	Num	Name	Memo	Split	Debit	Credit	Balance
Invoice	06/30/2018	1806...	Navitas Winstar LLC	931 Rents	1201 · From m...		8.00	-1,656,291.00
Invoice	06/30/2018	1806...	Navitas Winstar LLC	932 Maintena...	1201 · From m...		3.00	-1,656,294.00
Invoice	06/30/2018	1806...	Navitas Winstar LLC	931 Pickups	1201 · From m...		60.00	-1,656,354.00
Invoice	06/30/2018	1806...	Navitas Winstar LLC	931 Trucks	1201 · From m...		6.00	-1,656,360.00
Invoice	06/30/2018	1806...	Navitas Winstar LLC	931 Heavy Eq...	1201 · From m...		14.00	-1,656,374.00
Invoice	06/30/2018	1806...	Navitas Winstar LLC	931 Tools & E...	1201 · From m...		16.00	-1,656,390.00
Invoice	06/30/2018	1806...	Navitas Winstar LLC	931 Office Eq...	1201 · From m...		18.00	-1,656,408.00
Invoice	06/30/2018	1806...	Navitas Winstar LLC	931 Meters	1201 · From m...		41.00	-1,656,449.00
Invoice	06/30/2018	1806T...	Navitas TN NG LLC	874 Mains & ...	1201 · From m...		5,612.00	-1,662,061.00
Invoice	06/30/2018	1806T...	Navitas TN NG LLC	887 Maintena...	1201 · From m...		228.00	-1,662,289.00
Invoice	06/30/2018	1806T...	Navitas TN NG LLC	893 Maintena...	1201 · From m...		1,598.00	-1,663,887.00
Invoice	06/30/2018	1806T...	Navitas TN NG LLC	903 Customer...	1201 · From m...		873.00	-1,664,760.00
Invoice	06/30/2018	1806T...	Navitas TN NG LLC	908 Customer...	1201 · From m...		922.00	-1,665,682.00
Invoice	06/30/2018	1806T...	Navitas TN NG LLC	920 Administr...	1201 · From m...		8,248.00	-1,673,930.00
Invoice	06/30/2018	1806T...	Navitas TN NG LLC	921 Office Su...	1201 · From m...		2,909.00	-1,676,839.00
Invoice	06/30/2018	1806T...	Navitas TN NG LLC	923 Outside ...	1201 · From m...		3,746.00	-1,680,585.00
Invoice	06/30/2018	1806T...	Navitas TN NG LLC	924 Insurance	1201 · From m...		1,568.00	-1,682,153.00
Invoice	06/30/2018	1806T...	Navitas TN NG LLC	925 Safety & ...	1201 · From m...		1,184.00	-1,683,337.00
Invoice	06/30/2018	1806T...	Navitas TN NG LLC	926 Employe...	1201 · From m...		3,951.00	-1,687,288.00
Invoice	06/30/2018	1806T...	Navitas TN NG LLC	931 Rents	1201 · From m...		197.00	-1,687,485.00
Invoice	06/30/2018	1806T...	Navitas TN NG LLC	932 Maintena...	1201 · From m...		76.00	-1,687,561.00
Invoice	06/30/2018	1806T...	Navitas TN NG LLC	931 Pickups	1201 · From m...		487.00	-1,688,048.00
Invoice	06/30/2018	1806T...	Navitas TN NG LLC	931 Tools & E...	1201 · From m...		374.00	-1,688,422.00
Invoice	06/30/2018	1806T...	Navitas TN NG LLC	931 Office Eq...	1201 · From m...		422.00	-1,688,844.00
Invoice	06/30/2018	1806T...	Navitas TN NG LLC	931 Meters	1201 · From m...		993.00	-1,689,837.00
Invoice	06/30/2018	1806K...	Navitas KY NG LLC	874 Mains & ...	1201 · From m...		2,500.00	-1,692,337.00
Invoice	06/30/2018	1806K...	Navitas KY NG LLC	887 Maintena...	1201 · From m...		2,077.00	-1,694,414.00
Invoice	06/30/2018	1806K...	Navitas KY NG LLC	893 Maintena...	1201 · From m...		478.00	-1,694,892.00
Invoice	06/30/2018	1806K...	Navitas KY NG LLC	903 Customer...	1201 · From m...		233.00	-1,695,125.00
Invoice	06/30/2018	1806K...	Navitas KY NG LLC	908 Customer...	1201 · From m...		276.00	-1,695,401.00
Invoice	06/30/2018	1806K...	Navitas KY NG LLC	920 Administr...	1201 · From m...		2,468.00	-1,697,869.00
Invoice	06/30/2018	1806K...	Navitas KY NG LLC	921 Office Su...	1201 · From m...		550.00	-1,698,419.00
Invoice	06/30/2018	1806K...	Navitas KY NG LLC	923 Outside ...	1201 · From m...		989.00	-1,699,408.00
Invoice	06/30/2018	1806K...	Navitas KY NG LLC	924 Insurance	1201 · From m...		469.00	-1,699,877.00
Invoice	06/30/2018	1806K...	Navitas KY NG LLC	925 Safety & ...	1201 · From m...		354.00	-1,700,231.00
Invoice	06/30/2018	1806K...	Navitas KY NG LLC	926 Employe...	1201 · From m...		1,183.00	-1,701,414.00
Invoice	06/30/2018	1806K...	Navitas KY NG LLC	931 Rents	1201 · From m...		59.00	-1,701,473.00
Invoice	06/30/2018	1806K...	Navitas KY NG LLC	932 Maintena...	1201 · From m...		23.00	-1,701,496.00
Invoice	06/30/2018	1806K...	Navitas KY NG LLC	931 Tools & E...	1201 · From m...		112.00	-1,701,608.00
Invoice	06/30/2018	1806K...	Navitas KY NG LLC	931 Office Eq...	1201 · From m...		126.00	-1,701,734.00
Invoice	06/30/2018	1806K...	Navitas KY NG LLC	931 Meters	1201 · From m...		297.00	-1,702,031.00
Invoice	06/30/2018	1806T...	Navitas Utility TX, LLC	874 Mains & ...	1201 · From m...	0.00		-1,702,031.00
Invoice	06/30/2018	1806T...	Navitas Utility TX, LLC	887 Maintena...	1201 · From m...		142.00	-1,702,173.00
Invoice	06/30/2018	1806T...	Navitas Utility TX, LLC	893 Maintena...	1201 · From m...		4.00	-1,702,177.00
Invoice	06/30/2018	1806T...	Navitas Utility TX, LLC	903 Customer...	1201 · From m...		2.00	-1,702,179.00
Invoice	06/30/2018	1806T...	Navitas Utility TX, LLC	908 Customer...	1201 · From m...		2.00	-1,702,181.00
Invoice	06/30/2018	1806T...	Navitas Utility TX, LLC	920 Administr...	1201 · From m...		2,000.00	-1,704,181.00
Invoice	06/30/2018	1806T...	Navitas Utility TX, LLC	921 Office Su...	1201 · From m...		45.00	-1,704,226.00
Invoice	06/30/2018	1806T...	Navitas Utility TX, LLC	923 Outside ...	1201 · From m...		4.00	-1,704,230.00

Navitas Utility Corporation
General Ledger
As of December 31, 2018

Type	Date	Num	Name	Memo	Split	Debit	Credit	Balance
Invoice	06/30/2018	1806T...	Navitas Utility TX, LLC	924 Insurance	1201 · From m...		4.00	-1,704,234.00
Invoice	06/30/2018	1806T...	Navitas Utility TX, LLC	925 Safety & ...	1201 · From m...		3.00	-1,704,237.00
Invoice	06/30/2018	1806T...	Navitas Utility TX, LLC	926 Employe...	1201 · From m...		1,000.00	-1,705,237.00
Invoice	06/30/2018	1806T...	Navitas Utility TX, LLC	930 Misc Gen...	1201 · From m...	0.00		-1,705,237.00
Invoice	06/30/2018	1806T...	Navitas Utility TX, LLC	931 Rents	1201 · From m...	0.00		-1,705,237.00
Invoice	06/30/2018	1806T...	Navitas Utility TX, LLC	932 Maintena...	1201 · From m...	0.00		-1,705,237.00
Invoice	06/30/2018	1806T...	Navitas Utility TX, LLC	931 Tools & E...	1201 · From m...		1.00	-1,705,238.00
Invoice	06/30/2018	1806T...	Navitas Utility TX, LLC	931 Office Eq...	1201 · From m...		1.00	-1,705,239.00
Invoice	06/30/2018	1806T...	Navitas Utility TX, LLC	931 Meters	1201 · From m...		2.00	-1,705,241.00
Invoice	06/30/2018	1806F...	Fort Cobb Fuel Auth...	874 Mains & ...	1201 · From m...		22,558.00	-1,727,799.00
Invoice	06/30/2018	1806F...	Fort Cobb Fuel Auth...	887 Maintena...	1201 · From m...		7,611.00	-1,735,410.00
Invoice	06/30/2018	1806F...	Fort Cobb Fuel Auth...	893 Maintena...	1201 · From m...		6,129.00	-1,741,539.00
Invoice	06/30/2018	1806F...	Fort Cobb Fuel Auth...	903 Customer...	1201 · From m...		3,412.00	-1,744,951.00
Invoice	06/30/2018	1806F...	Fort Cobb Fuel Auth...	908 Customer...	1201 · From m...		7,584.00	-1,752,535.00
Invoice	06/30/2018	1806F...	Fort Cobb Fuel Auth...	920 Administr...	1201 · From m...		31,635.00	-1,784,170.00
Invoice	06/30/2018	1806F...	Fort Cobb Fuel Auth...	921 Office Su...	1201 · From m...		9,515.00	-1,793,685.00
Invoice	06/30/2018	1806F...	Fort Cobb Fuel Auth...	923 Outside ...	1201 · From m...		8,927.00	-1,802,612.00
Invoice	06/30/2018	1806F...	Fort Cobb Fuel Auth...	924 Insurance	1201 · From m...		6,015.00	-1,808,627.00
Invoice	06/30/2018	1806F...	Fort Cobb Fuel Auth...	925 Safety & ...	1201 · From m...		4,541.00	-1,813,168.00
Invoice	06/30/2018	1806F...	Fort Cobb Fuel Auth...	926 Employe...	1201 · From m...		15,155.00	-1,828,323.00
Invoice	06/30/2018	1806F...	Fort Cobb Fuel Auth...	931 Rents	1201 · From m...		757.00	-1,829,080.00
Invoice	06/30/2018	1806F...	Fort Cobb Fuel Auth...	932 Maintena...	1201 · From m...		293.00	-1,829,373.00
Invoice	06/30/2018	1806F...	Fort Cobb Fuel Auth...	931 Pickups	1201 · From m...		5,497.00	-1,834,870.00
Invoice	06/30/2018	1806F...	Fort Cobb Fuel Auth...	931 Trucks	1201 · From m...		579.00	-1,835,449.00
Invoice	06/30/2018	1806F...	Fort Cobb Fuel Auth...	931 Heavy Eq...	1201 · From m...		1,326.00	-1,836,775.00
Invoice	06/30/2018	1806F...	Fort Cobb Fuel Auth...	931 Tools & E...	1201 · From m...		1,435.00	-1,838,210.00
Invoice	06/30/2018	1806F...	Fort Cobb Fuel Auth...	931 Office Eq...	1201 · From m...		1,617.00	-1,839,827.00
Invoice	06/30/2018	1806F...	Fort Cobb Fuel Auth...	931 Meters	1201 · From m...		3,807.00	-1,843,634.00
Invoice	07/31/2018	1807F...	Fort Cobb Fuel Auth...	874 Mains & ...	1201 · From m...		33,304.00	-1,876,938.00
Invoice	07/31/2018	1807F...	Fort Cobb Fuel Auth...	887 Maintena...	1201 · From m...		9,325.00	-1,886,263.00
Invoice	07/31/2018	1807F...	Fort Cobb Fuel Auth...	893 Maintena...	1201 · From m...		6,858.00	-1,893,121.00
Invoice	07/31/2018	1807F...	Fort Cobb Fuel Auth...	903 Customer...	1201 · From m...		2,080.00	-1,895,201.00
Invoice	07/31/2018	1807F...	Fort Cobb Fuel Auth...	908 Customer...	1201 · From m...		12,117.00	-1,907,318.00
Invoice	07/31/2018	1807F...	Fort Cobb Fuel Auth...	920 Administr...	1201 · From m...		28,714.00	-1,936,032.00
Invoice	07/31/2018	1807F...	Fort Cobb Fuel Auth...	921 Office Su...	1201 · From m...		7,202.00	-1,943,234.00
Invoice	07/31/2018	1807F...	Fort Cobb Fuel Auth...	923 Outside ...	1201 · From m...		5,708.00	-1,948,942.00
Invoice	07/31/2018	1807F...	Fort Cobb Fuel Auth...	924 Insurance	1201 · From m...		5,198.00	-1,954,140.00
Invoice	07/31/2018	1807F...	Fort Cobb Fuel Auth...	925 Safety & ...	1201 · From m...		1,493.00	-1,955,633.00
Invoice	07/31/2018	1807F...	Fort Cobb Fuel Auth...	926 Employe...	1201 · From m...		15,312.00	-1,970,945.00
Invoice	07/31/2018	1807F...	Fort Cobb Fuel Auth...	931 Rents	1201 · From m...		133.00	-1,971,078.00
Invoice	07/31/2018	1807F...	Fort Cobb Fuel Auth...	932 Maintena...	1201 · From m...		184.00	-1,971,262.00
Invoice	07/31/2018	1807F...	Fort Cobb Fuel Auth...	931 Pickups	1201 · From m...		5,497.00	-1,976,759.00
Invoice	07/31/2018	1807F...	Fort Cobb Fuel Auth...	931 Trucks	1201 · From m...		579.00	-1,977,338.00
Invoice	07/31/2018	1807F...	Fort Cobb Fuel Auth...	931 Heavy Eq...	1201 · From m...		1,326.00	-1,978,664.00
Invoice	07/31/2018	1807F...	Fort Cobb Fuel Auth...	931 Tools & E...	1201 · From m...		1,435.00	-1,980,099.00
Invoice	07/31/2018	1807F...	Fort Cobb Fuel Auth...	931 Office Eq...	1201 · From m...		1,617.00	-1,981,716.00
Invoice	07/31/2018	1807F...	Fort Cobb Fuel Auth...	931 Meters	1201 · From m...		3,807.00	-1,985,523.00
Invoice	07/31/2018	1807...	Navitas Winstar LLC	874 Mains & ...	1201 · From m...		2,500.00	-1,988,023.00
Invoice	07/31/2018	1807...	Navitas Winstar LLC	887 Maintena...	1201 · From m...		101.00	-1,988,124.00

Navitas Utility Corporation
General Ledger
As of December 31, 2018

Type	Date	Num	Name	Memo	Split	Debit	Credit	Balance
Invoice	07/31/2018	1807...	Navitas Winstar LLC	893 Maintena...	1201 · From m...		74.00	-1,988,198.00
Invoice	07/31/2018	1807...	Navitas Winstar LLC	903 Customer...	1201 · From m...		23.00	-1,988,221.00
Invoice	07/31/2018	1807...	Navitas Winstar LLC	908 Customer...	1201 · From m...		131.00	-1,988,352.00
Invoice	07/31/2018	1807...	Navitas Winstar LLC	920 Administr...	1201 · From m...		311.00	-1,988,663.00
Invoice	07/31/2018	1807...	Navitas Winstar LLC	921 Office Su...	1201 · From m...		78.00	-1,988,741.00
Invoice	07/31/2018	1807...	Navitas Winstar LLC	923 Outside ...	1201 · From m...		62.00	-1,988,803.00
Invoice	07/31/2018	1807...	Navitas Winstar LLC	924 Insurance	1201 · From m...		56.00	-1,988,859.00
Invoice	07/31/2018	1807...	Navitas Winstar LLC	925 Safety & ...	1201 · From m...		16.00	-1,988,875.00
Invoice	07/31/2018	1807...	Navitas Winstar LLC	926 Employe...	1201 · From m...		166.00	-1,989,041.00
Invoice	07/31/2018	1807...	Navitas Winstar LLC	931 Rents	1201 · From m...		1.00	-1,989,042.00
Invoice	07/31/2018	1807...	Navitas Winstar LLC	932 Maintena...	1201 · From m...		2.00	-1,989,044.00
Invoice	07/31/2018	1807...	Navitas Winstar LLC	931 Pickups	1201 · From m...		60.00	-1,989,104.00
Invoice	07/31/2018	1807...	Navitas Winstar LLC	931 Trucks	1201 · From m...		6.00	-1,989,110.00
Invoice	07/31/2018	1807...	Navitas Winstar LLC	931 Heavy Eq...	1201 · From m...		14.00	-1,989,124.00
Invoice	07/31/2018	1807...	Navitas Winstar LLC	931 Tools & E...	1201 · From m...		16.00	-1,989,140.00
Invoice	07/31/2018	1807...	Navitas Winstar LLC	931 Office Eq...	1201 · From m...		18.00	-1,989,158.00
Invoice	07/31/2018	1807...	Navitas Winstar LLC	931 Meters	1201 · From m...		41.00	-1,989,199.00
Invoice	07/31/2018	1807F...	Fort Cobb Fuel Auth...	874 Mains & ...	1201 · From m...		28,833.00	-2,018,032.00
Invoice	07/31/2018	1807F...	Fort Cobb Fuel Auth...	887 Maintena...	1201 · From m...		8,073.00	-2,026,105.00
Invoice	07/31/2018	1807F...	Fort Cobb Fuel Auth...	893 Maintena...	1201 · From m...		5,937.00	-2,032,042.00
Invoice	07/31/2018	1807F...	Fort Cobb Fuel Auth...	903 Customer...	1201 · From m...		1,800.00	-2,033,842.00
Invoice	07/31/2018	1807F...	Fort Cobb Fuel Auth...	908 Customer...	1201 · From m...		10,490.00	-2,044,332.00
Invoice	07/31/2018	1807F...	Fort Cobb Fuel Auth...	920 Administr...	1201 · From m...		24,859.00	-2,069,191.00
Invoice	07/31/2018	1807F...	Fort Cobb Fuel Auth...	921 Office Su...	1201 · From m...		6,235.00	-2,075,426.00
Invoice	07/31/2018	1807F...	Fort Cobb Fuel Auth...	923 Outside ...	1201 · From m...		4,942.00	-2,080,368.00
Invoice	07/31/2018	1807F...	Fort Cobb Fuel Auth...	924 Insurance	1201 · From m...		4,500.00	-2,084,868.00
Invoice	07/31/2018	1807F...	Fort Cobb Fuel Auth...	925 Safety & ...	1201 · From m...		1,293.00	-2,086,161.00
Invoice	07/31/2018	1807F...	Fort Cobb Fuel Auth...	926 Employe...	1201 · From m...		13,256.00	-2,099,417.00
Invoice	07/31/2018	1807F...	Fort Cobb Fuel Auth...	931 Rents	1201 · From m...		115.00	-2,099,532.00
Invoice	07/31/2018	1807F...	Fort Cobb Fuel Auth...	932 Maintena...	1201 · From m...		159.00	-2,099,691.00
Invoice	07/31/2018	1807F...	Fort Cobb Fuel Auth...	931 Pickups	1201 · From m...		4,759.00	-2,104,450.00
Invoice	07/31/2018	1807F...	Fort Cobb Fuel Auth...	931 Trucks	1201 · From m...		501.00	-2,104,951.00
Invoice	07/31/2018	1807F...	Fort Cobb Fuel Auth...	931 Heavy Eq...	1201 · From m...		1,148.00	-2,106,099.00
Invoice	07/31/2018	1807F...	Fort Cobb Fuel Auth...	931 Tools & E...	1201 · From m...		1,243.00	-2,107,342.00
Invoice	07/31/2018	1807F...	Fort Cobb Fuel Auth...	931 Office Eq...	1201 · From m...		1,400.00	-2,108,742.00
Invoice	07/31/2018	1807F...	Fort Cobb Fuel Auth...	931 Meters	1201 · From m...		3,296.00	-2,112,038.00
Invoice	07/31/2018	1807N...	Navitas OK3, LLC	874 Mains & ...	1201 · From m...		2,685.00	-2,114,723.00
Invoice	07/31/2018	1807N...	Navitas OK3, LLC	887 Maintena...	1201 · From m...		727.00	-2,115,450.00
Invoice	07/31/2018	1807N...	Navitas OK3, LLC	893 Maintena...	1201 · From m...		535.00	-2,115,985.00
Invoice	07/31/2018	1807N...	Navitas OK3, LLC	894 Maintena...	1201 · From m...		5,149.00	-2,121,134.00
Invoice	07/31/2018	1807N...	Navitas OK3, LLC	903 Customer...	1201 · From m...		162.00	-2,121,296.00
Invoice	07/31/2018	1807N...	Navitas OK3, LLC	908 Customer...	1201 · From m...		945.00	-2,122,241.00
Invoice	07/31/2018	1807N...	Navitas OK3, LLC	920 Administr...	1201 · From m...		2,239.00	-2,124,480.00
Invoice	07/31/2018	1807N...	Navitas OK3, LLC	921 Office Su...	1201 · From m...		561.00	-2,125,041.00
Invoice	07/31/2018	1807N...	Navitas OK3, LLC	923 Outside ...	1201 · From m...		445.00	-2,125,486.00
Invoice	07/31/2018	1807N...	Navitas OK3, LLC	924 Insurance	1201 · From m...		405.00	-2,125,891.00
Invoice	07/31/2018	1807N...	Navitas OK3, LLC	925 Safety & ...	1201 · From m...		116.00	-2,126,007.00
Invoice	07/31/2018	1807N...	Navitas OK3, LLC	926 Employe...	1201 · From m...		1,194.00	-2,127,201.00
Invoice	07/31/2018	1807N...	Navitas OK3, LLC	931 Rents	1201 · From m...		10.00	-2,127,211.00

Navitas Utility Corporation
General Ledger
As of December 31, 2018

Type	Date	Num	Name	Memo	Split	Debit	Credit	Balance
Invoice	07/31/2018	1807N...	Navitas OK3, LLC	932 Maintena...	1201 · From m...		14.00	-2,127,225.00
Invoice	07/31/2018	1807N...	Navitas OK3, LLC	931 Pickups	1201 · From m...		429.00	-2,127,654.00
Invoice	07/31/2018	1807N...	Navitas OK3, LLC	931 Trucks	1201 · From m...		45.00	-2,127,699.00
Invoice	07/31/2018	1807N...	Navitas OK3, LLC	931 Heavy Eq...	1201 · From m...		103.00	-2,127,802.00
Invoice	07/31/2018	1807N...	Navitas OK3, LLC	931 Tools & E...	1201 · From m...		112.00	-2,127,914.00
Invoice	07/31/2018	1807N...	Navitas OK3, LLC	931 Office Eq...	1201 · From m...		126.00	-2,128,040.00
Invoice	07/31/2018	1807N...	Navitas OK3, LLC	931 Meters	1201 · From m...		297.00	-2,128,337.00
Invoice	07/31/2018	1807K...	Navitas KY NG LLC	874 Mains & ...	1201 · From m...		2,500.00	-2,130,837.00
Invoice	07/31/2018	1807K...	Navitas KY NG LLC	887 Maintena...	1201 · From m...		1,277.00	-2,132,114.00
Invoice	07/31/2018	1807K...	Navitas KY NG LLC	893 Maintena...	1201 · From m...		535.00	-2,132,649.00
Invoice	07/31/2018	1807K...	Navitas KY NG LLC	903 Customer...	1201 · From m...		113.00	-2,132,762.00
Invoice	07/31/2018	1807K...	Navitas KY NG LLC	908 Customer...	1201 · From m...		435.00	-2,133,197.00
Invoice	07/31/2018	1807K...	Navitas KY NG LLC	920 Administr...	1201 · From m...		2,241.00	-2,135,438.00
Invoice	07/31/2018	1807K...	Navitas KY NG LLC	921 Office Su...	1201 · From m...		350.00	-2,135,788.00
Invoice	07/31/2018	1807K...	Navitas KY NG LLC	923 Outside ...	1201 · From m...		278.00	-2,136,066.00
Invoice	07/31/2018	1807K...	Navitas KY NG LLC	924 Insurance	1201 · From m...		406.00	-2,136,472.00
Invoice	07/31/2018	1807K...	Navitas KY NG LLC	925 Safety & ...	1201 · From m...		117.00	-2,136,589.00
Invoice	07/31/2018	1807K...	Navitas KY NG LLC	926 Employe...	1201 · From m...		1,195.00	-2,137,784.00
Invoice	07/31/2018	1807K...	Navitas KY NG LLC	931 Rents	1201 · From m...		10.00	-2,137,794.00
Invoice	07/31/2018	1807K...	Navitas KY NG LLC	932 Maintena...	1201 · From m...		14.00	-2,137,808.00
Invoice	07/31/2018	1807K...	Navitas KY NG LLC	931 Tools & E...	1201 · From m...		112.00	-2,137,920.00
Invoice	07/31/2018	1807K...	Navitas KY NG LLC	931 Office Eq...	1201 · From m...		126.00	-2,138,046.00
Invoice	07/31/2018	1807K...	Navitas KY NG LLC	931 Meters	1201 · From m...		297.00	-2,138,343.00
Invoice	07/31/2018	1807T...	Navitas TN NG LLC	874 Mains & ...	1201 · From m...		9,203.00	-2,147,546.00
Invoice	07/31/2018	1807T...	Navitas TN NG LLC	887 Maintena...	1201 · From m...	0.00		-2,147,546.00
Invoice	07/31/2018	1807T...	Navitas TN NG LLC	893 Maintena...	1201 · From m...		1,788.00	-2,149,334.00
Invoice	07/31/2018	1807T...	Navitas TN NG LLC	903 Customer...	1201 · From m...		467.00	-2,149,801.00
Invoice	07/31/2018	1807T...	Navitas TN NG LLC	908 Customer...	1201 · From m...		1,453.00	-2,151,254.00
Invoice	07/31/2018	1807T...	Navitas TN NG LLC	920 Administr...	1201 · From m...		7,487.00	-2,158,741.00
Invoice	07/31/2018	1807T...	Navitas TN NG LLC	921 Office Su...	1201 · From m...		2,315.00	-2,161,056.00
Invoice	07/31/2018	1807T...	Navitas TN NG LLC	923 Outside ...	1201 · From m...		2,882.00	-2,163,938.00
Invoice	07/31/2018	1807T...	Navitas TN NG LLC	924 Insurance	1201 · From m...		1,355.00	-2,165,293.00
Invoice	07/31/2018	1807T...	Navitas TN NG LLC	925 Safety & ...	1201 · From m...		389.00	-2,165,682.00
Invoice	07/31/2018	1807T...	Navitas TN NG LLC	926 Employe...	1201 · From m...		3,992.00	-2,169,674.00
Invoice	07/31/2018	1807T...	Navitas TN NG LLC	931 Rents	1201 · From m...		35.00	-2,169,709.00
Invoice	07/31/2018	1807T...	Navitas TN NG LLC	932 Maintena...	1201 · From m...		48.00	-2,169,757.00
Invoice	07/31/2018	1807T...	Navitas TN NG LLC	931 Pickups	1201 · From m...		487.00	-2,170,244.00
Invoice	07/31/2018	1807T...	Navitas TN NG LLC	931 Tools & E...	1201 · From m...		374.00	-2,170,618.00
Invoice	07/31/2018	1807T...	Navitas TN NG LLC	931 Office Eq...	1201 · From m...		422.00	-2,171,040.00
Invoice	07/31/2018	1807T...	Navitas TN NG LLC	931 Meters	1201 · From m...		993.00	-2,172,033.00
Invoice	07/31/2018	1807T...	Navitas Utility TX, LLC	874 Mains & ...	1201 · From m...		279.00	-2,172,312.00
Invoice	07/31/2018	1807T...	Navitas Utility TX, LLC	887 Maintena...	1201 · From m...		308.00	-2,172,620.00
Invoice	07/31/2018	1807T...	Navitas Utility TX, LLC	893 Maintena...	1201 · From m...		4.00	-2,172,624.00
Invoice	07/31/2018	1807T...	Navitas Utility TX, LLC	903 Customer...	1201 · From m...		1.00	-2,172,625.00
Invoice	07/31/2018	1807T...	Navitas Utility TX, LLC	908 Customer...	1201 · From m...		4.00	-2,172,629.00
Invoice	07/31/2018	1807T...	Navitas Utility TX, LLC	920 Administr...	1201 · From m...		2,000.00	-2,174,629.00
Invoice	07/31/2018	1807T...	Navitas Utility TX, LLC	921 Office Su...	1201 · From m...		3.00	-2,174,632.00
Invoice	07/31/2018	1807T...	Navitas Utility TX, LLC	923 Outside ...	1201 · From m...		2.00	-2,174,634.00
Invoice	07/31/2018	1807T...	Navitas Utility TX, LLC	924 Insurance	1201 · From m...		3.00	-2,174,637.00

Navitas Utility Corporation
General Ledger
As of December 31, 2018

Type	Date	Num	Name	Memo	Split	Debit	Credit	Balance
Invoice	07/31/2018	1807T...	Navitas Utility TX, LLC	925 Safety & ...	1201 · From m...		1.00	-2,174,638.00
Invoice	07/31/2018	1807T...	Navitas Utility TX, LLC	926 Employe...	1201 · From m...		1,000.00	-2,175,638.00
Invoice	07/31/2018	1807T...	Navitas Utility TX, LLC	930 Misc Gen...	1201 · From m...	0.00		-2,175,638.00
Invoice	07/31/2018	1807T...	Navitas Utility TX, LLC	931 Rents	1201 · From m...	0.00		-2,175,638.00
Invoice	07/31/2018	1807T...	Navitas Utility TX, LLC	932 Maintena...	1201 · From m...	0.00		-2,175,638.00
Invoice	07/31/2018	1807T...	Navitas Utility TX, LLC	931 Tools & E...	1201 · From m...		1.00	-2,175,639.00
Invoice	07/31/2018	1807T...	Navitas Utility TX, LLC	931 Office Eq...	1201 · From m...		1.00	-2,175,640.00
Invoice	07/31/2018	1807T...	Navitas Utility TX, LLC	931 Meters	1201 · From m...		2.00	-2,175,642.00
Invoice	08/31/2018	1808...	Navitas Winstar LLC	874 Mains & ...	1201 · From m...		2,500.00	-2,178,142.00
Invoice	08/31/2018	1808...	Navitas Winstar LLC	887 Maintena...	1201 · From m...		88.00	-2,178,230.00
Invoice	08/31/2018	1808...	Navitas Winstar LLC	893 Maintena...	1201 · From m...		75.00	-2,178,305.00
Invoice	08/31/2018	1808...	Navitas Winstar LLC	903 Customer...	1201 · From m...		42.00	-2,178,347.00
Invoice	08/31/2018	1808...	Navitas Winstar LLC	908 Customer...	1201 · From m...		121.00	-2,178,468.00
Invoice	08/31/2018	1808...	Navitas Winstar LLC	920 Administr...	1201 · From m...		322.00	-2,178,790.00
Invoice	08/31/2018	1808...	Navitas Winstar LLC	921 Office Su...	1201 · From m...		74.00	-2,178,864.00
Invoice	08/31/2018	1808...	Navitas Winstar LLC	923 Outside ...	1201 · From m...		66.00	-2,178,930.00
Invoice	08/31/2018	1808...	Navitas Winstar LLC	924 Insurance	1201 · From m...		56.00	-2,178,986.00
Invoice	08/31/2018	1808...	Navitas Winstar LLC	925 Safety & ...	1201 · From m...		18.00	-2,179,004.00
Invoice	08/31/2018	1808...	Navitas Winstar LLC	926 Employe...	1201 · From m...		166.00	-2,179,170.00
Invoice	08/31/2018	1808...	Navitas Winstar LLC	931 Heavy Eq...	1201 · From m...		14.00	-2,179,184.00
Invoice	08/31/2018	1808...	Navitas Winstar LLC	931 Meters	1201 · From m...		41.00	-2,179,225.00
Invoice	08/31/2018	1808...	Navitas Winstar LLC	931 Office Eq...	1201 · From m...		18.00	-2,179,243.00
Invoice	08/31/2018	1808...	Navitas Winstar LLC	931 Pickups	1201 · From m...		60.00	-2,179,303.00
Invoice	08/31/2018	1808...	Navitas Winstar LLC	931 Rents	1201 · From m...		3.00	-2,179,306.00
Invoice	08/31/2018	1808...	Navitas Winstar LLC	931 Tools & E...	1201 · From m...		16.00	-2,179,322.00
Invoice	08/31/2018	1808...	Navitas Winstar LLC	931 Trucks	1201 · From m...		6.00	-2,179,328.00
Invoice	08/31/2018	1808...	Navitas Winstar LLC	932 Maintena...	1201 · From m...		2.00	-2,179,330.00
Invoice	08/31/2018	1808N...	Navitas OK3, LLC	874 Mains & ...	1201 · From m...		2,541.00	-2,181,871.00
Invoice	08/31/2018	1808N...	Navitas OK3, LLC	887 Maintena...	1201 · From m...		637.00	-2,182,508.00
Invoice	08/31/2018	1808N...	Navitas OK3, LLC	893 Maintena...	1201 · From m...		539.00	-2,183,047.00
Invoice	08/31/2018	1808N...	Navitas OK3, LLC	894 Maintena...	1201 · From m...		5,074.00	-2,188,121.00
Invoice	08/31/2018	1808N...	Navitas OK3, LLC	903 Customer...	1201 · From m...		302.00	-2,188,423.00
Invoice	08/31/2018	1808N...	Navitas OK3, LLC	908 Customer...	1201 · From m...		874.00	-2,189,297.00
Invoice	08/31/2018	1808N...	Navitas OK3, LLC	920 Administr...	1201 · From m...		2,315.00	-2,191,612.00
Invoice	08/31/2018	1808N...	Navitas OK3, LLC	921 Office Su...	1201 · From m...		535.00	-2,192,147.00
Invoice	08/31/2018	1808N...	Navitas OK3, LLC	923 Outside ...	1201 · From m...		477.00	-2,192,624.00
Invoice	08/31/2018	1808N...	Navitas OK3, LLC	924 Insurance	1201 · From m...		404.00	-2,193,028.00
Invoice	08/31/2018	1808N...	Navitas OK3, LLC	925 Safety & ...	1201 · From m...		129.00	-2,193,157.00
Invoice	08/31/2018	1808N...	Navitas OK3, LLC	926 Employe...	1201 · From m...		1,193.00	-2,194,350.00
Invoice	08/31/2018	1808N...	Navitas OK3, LLC	931 Rents	1201 · From m...		25.00	-2,194,375.00
Invoice	08/31/2018	1808N...	Navitas OK3, LLC	932 Maintena...	1201 · From m...		16.00	-2,194,391.00
Invoice	08/31/2018	1808N...	Navitas OK3, LLC	931 Pickups	1201 · From m...		429.00	-2,194,820.00
Invoice	08/31/2018	1808N...	Navitas OK3, LLC	931 Trucks	1201 · From m...		45.00	-2,194,865.00
Invoice	08/31/2018	1808N...	Navitas OK3, LLC	931 Heavy Eq...	1201 · From m...		103.00	-2,194,968.00
Invoice	08/31/2018	1808N...	Navitas OK3, LLC	931 Tools & E...	1201 · From m...		112.00	-2,195,080.00
Invoice	08/31/2018	1808N...	Navitas OK3, LLC	931 Office Eq...	1201 · From m...		126.00	-2,195,206.00
Invoice	08/31/2018	1808N...	Navitas OK3, LLC	931 Meters	1201 · From m...		297.00	-2,195,503.00
Invoice	08/31/2018	1808F...	Fort Cobb Fuel Auth...	874 Mains & ...	1201 · From m...		31,436.00	-2,226,939.00
Invoice	08/31/2018	1808F...	Fort Cobb Fuel Auth...	887 Maintena...	1201 · From m...		8,170.00	-2,235,109.00

Navitas Utility Corporation
General Ledger
As of December 31, 2018

Type	Date	Num	Name	Memo	Split	Debit	Credit	Balance
Invoice	08/31/2018	1808F...	Fort Cobb Fuel Auth...	893 Maintena...	1201 · From m...		6,910.00	-2,242,019.00
Invoice	08/31/2018	1808F...	Fort Cobb Fuel Auth...	903 Customer...	1201 · From m...		3,870.00	-2,245,889.00
Invoice	08/31/2018	1808F...	Fort Cobb Fuel Auth...	908 Customer...	1201 · From m...		11,208.00	-2,257,097.00
Invoice	08/31/2018	1808F...	Fort Cobb Fuel Auth...	920 Administr...	1201 · From m...		29,694.00	-2,286,791.00
Invoice	08/31/2018	1808F...	Fort Cobb Fuel Auth...	921 Office Su...	1201 · From m...		6,867.00	-2,293,658.00
Invoice	08/31/2018	1808F...	Fort Cobb Fuel Auth...	923 Outside ...	1201 · From m...		6,115.00	-2,299,773.00
Invoice	08/31/2018	1808F...	Fort Cobb Fuel Auth...	924 Insurance	1201 · From m...		5,176.00	-2,304,949.00
Invoice	08/31/2018	1808F...	Fort Cobb Fuel Auth...	925 Safety & ...	1201 · From m...		1,657.00	-2,306,606.00
Invoice	08/31/2018	1808F...	Fort Cobb Fuel Auth...	926 Employe...	1201 · From m...		15,303.00	-2,321,909.00
Invoice	08/31/2018	1808F...	Fort Cobb Fuel Auth...	931 Rents	1201 · From m...		321.00	-2,322,230.00
Invoice	08/31/2018	1808F...	Fort Cobb Fuel Auth...	932 Maintena...	1201 · From m...		208.00	-2,322,438.00
Invoice	08/31/2018	1808F...	Fort Cobb Fuel Auth...	931 Pickups	1201 · From m...		5,497.00	-2,327,935.00
Invoice	08/31/2018	1808F...	Fort Cobb Fuel Auth...	931 Trucks	1201 · From m...		579.00	-2,328,514.00
Invoice	08/31/2018	1808F...	Fort Cobb Fuel Auth...	931 Heavy Eq...	1201 · From m...		1,326.00	-2,329,840.00
Invoice	08/31/2018	1808F...	Fort Cobb Fuel Auth...	931 Tools & E...	1201 · From m...		1,435.00	-2,331,275.00
Invoice	08/31/2018	1808F...	Fort Cobb Fuel Auth...	931 Office Eq...	1201 · From m...		1,617.00	-2,332,892.00
Invoice	08/31/2018	1808F...	Fort Cobb Fuel Auth...	931 Meters	1201 · From m...		3,807.00	-2,336,699.00
Invoice	08/31/2018	1808F...	Fort Cobb Fuel Auth...	874 Mains & ...	1201 · From m...		27,215.00	-2,363,914.00
Invoice	08/31/2018	1808F...	Fort Cobb Fuel Auth...	887 Maintena...	1201 · From m...		7,073.00	-2,370,987.00
Invoice	08/31/2018	1808F...	Fort Cobb Fuel Auth...	893 Maintena...	1201 · From m...		5,982.00	-2,376,969.00
Invoice	08/31/2018	1808F...	Fort Cobb Fuel Auth...	903 Customer...	1201 · From m...		3,350.00	-2,380,319.00
Invoice	08/31/2018	1808F...	Fort Cobb Fuel Auth...	908 Customer...	1201 · From m...		9,703.00	-2,390,022.00
Invoice	08/31/2018	1808F...	Fort Cobb Fuel Auth...	920 Administr...	1201 · From m...		25,707.00	-2,415,729.00
Invoice	08/31/2018	1808F...	Fort Cobb Fuel Auth...	921 Office Su...	1201 · From m...		5,945.00	-2,421,674.00
Invoice	08/31/2018	1808F...	Fort Cobb Fuel Auth...	923 Outside ...	1201 · From m...		5,294.00	-2,426,968.00
Invoice	08/31/2018	1808F...	Fort Cobb Fuel Auth...	924 Insurance	1201 · From m...		4,481.00	-2,431,449.00
Invoice	08/31/2018	1808F...	Fort Cobb Fuel Auth...	925 Safety & ...	1201 · From m...		1,434.00	-2,432,883.00
Invoice	08/31/2018	1808F...	Fort Cobb Fuel Auth...	926 Employe...	1201 · From m...		13,248.00	-2,446,131.00
Invoice	08/31/2018	1808F...	Fort Cobb Fuel Auth...	931 Rents	1201 · From m...		278.00	-2,446,409.00
Invoice	08/31/2018	1808F...	Fort Cobb Fuel Auth...	932 Maintena...	1201 · From m...		180.00	-2,446,589.00
Invoice	08/31/2018	1808F...	Fort Cobb Fuel Auth...	931 Pickups	1201 · From m...		4,759.00	-2,451,348.00
Invoice	08/31/2018	1808F...	Fort Cobb Fuel Auth...	931 Trucks	1201 · From m...		501.00	-2,451,849.00
Invoice	08/31/2018	1808F...	Fort Cobb Fuel Auth...	931 Heavy Eq...	1201 · From m...		1,148.00	-2,452,997.00
Invoice	08/31/2018	1808F...	Fort Cobb Fuel Auth...	931 Tools & E...	1201 · From m...		1,243.00	-2,454,240.00
Invoice	08/31/2018	1808F...	Fort Cobb Fuel Auth...	931 Office Eq...	1201 · From m...		1,400.00	-2,455,640.00
Invoice	08/31/2018	1808F...	Fort Cobb Fuel Auth...	931 Meters	1201 · From m...		3,296.00	-2,458,936.00
Invoice	08/31/2018	1808T...	Navitas TN NG LLC	874 Mains & ...	1201 · From m...		7,642.00	-2,466,578.00
Invoice	08/31/2018	1808T...	Navitas TN NG LLC	887 Maintena...	1201 · From m...		155.00	-2,466,733.00
Invoice	08/31/2018	1808T...	Navitas TN NG LLC	893 Maintena...	1201 · From m...		1,802.00	-2,468,535.00
Invoice	08/31/2018	1808T...	Navitas TN NG LLC	903 Customer...	1201 · From m...		931.00	-2,469,466.00
Invoice	08/31/2018	1808T...	Navitas TN NG LLC	908 Customer...	1201 · From m...		1,365.00	-2,470,831.00
Invoice	08/31/2018	1808T...	Navitas TN NG LLC	920 Administr...	1201 · From m...		7,742.00	-2,478,573.00
Invoice	08/31/2018	1808T...	Navitas TN NG LLC	921 Office Su...	1201 · From m...		2,487.00	-2,481,060.00
Invoice	08/31/2018	1808T...	Navitas TN NG LLC	923 Outside ...	1201 · From m...		2,928.00	-2,483,988.00
Invoice	08/31/2018	1808T...	Navitas TN NG LLC	924 Insurance	1201 · From m...		1,350.00	-2,485,338.00
Invoice	08/31/2018	1808T...	Navitas TN NG LLC	925 Safety & ...	1201 · From m...		432.00	-2,485,770.00
Invoice	08/31/2018	1808T...	Navitas TN NG LLC	926 Employe...	1201 · From m...		3,990.00	-2,489,760.00
Invoice	08/31/2018	1808T...	Navitas TN NG LLC	931 Rents	1201 · From m...		84.00	-2,489,844.00
Invoice	08/31/2018	1808T...	Navitas TN NG LLC	932 Maintena...	1201 · From m...		54.00	-2,489,898.00

Navitas Utility Corporation
General Ledger
As of December 31, 2018

Type	Date	Num	Name	Memo	Split	Debit	Credit	Balance
Invoice	08/31/2018	1808T...	Navitas TN NG LLC	931 Pickups	1201 · From m...		487.00	-2,490,385.00
Invoice	08/31/2018	1808T...	Navitas TN NG LLC	931 Tools & E...	1201 · From m...		374.00	-2,490,759.00
Invoice	08/31/2018	1808T...	Navitas TN NG LLC	931 Office Eq...	1201 · From m...		422.00	-2,491,181.00
Invoice	08/31/2018	1808T...	Navitas TN NG LLC	931 Meters	1201 · From m...		993.00	-2,492,174.00
Invoice	08/31/2018	1808K...	Navitas KY NG LLC	874 Mains & ...	1201 · From m...		2,530.00	-2,494,704.00
Invoice	08/31/2018	1808K...	Navitas KY NG LLC	887 Maintena...	1201 · From m...		600.00	-2,495,304.00
Invoice	08/31/2018	1808K...	Navitas KY NG LLC	893 Maintena...	1201 · From m...		539.00	-2,495,843.00
Invoice	08/31/2018	1808K...	Navitas KY NG LLC	903 Customer...	1201 · From m...		239.00	-2,496,082.00
Invoice	08/31/2018	1808K...	Navitas KY NG LLC	908 Customer...	1201 · From m...		409.00	-2,496,491.00
Invoice	08/31/2018	1808K...	Navitas KY NG LLC	920 Administr...	1201 · From m...		2,317.00	-2,498,808.00
Invoice	08/31/2018	1808K...	Navitas KY NG LLC	921 Office Su...	1201 · From m...		424.00	-2,499,232.00
Invoice	08/31/2018	1808K...	Navitas KY NG LLC	923 Outside ...	1201 · From m...		736.00	-2,499,968.00
Invoice	08/31/2018	1808K...	Navitas KY NG LLC	924 Insurance	1201 · From m...		404.00	-2,500,372.00
Invoice	08/31/2018	1808K...	Navitas KY NG LLC	925 Safety & ...	1201 · From m...		129.00	-2,500,501.00
Invoice	08/31/2018	1808K...	Navitas KY NG LLC	926 Employe...	1201 · From m...		1,194.00	-2,501,695.00
Invoice	08/31/2018	1808K...	Navitas KY NG LLC	931 Rents	1201 · From m...		25.00	-2,501,720.00
Invoice	08/31/2018	1808K...	Navitas KY NG LLC	932 Maintena...	1201 · From m...		16.00	-2,501,736.00
Invoice	08/31/2018	1808K...	Navitas KY NG LLC	931 Tools & E...	1201 · From m...		112.00	-2,501,848.00
Invoice	08/31/2018	1808K...	Navitas KY NG LLC	931 Office Eq...	1201 · From m...		126.00	-2,501,974.00
Invoice	08/31/2018	1808K...	Navitas KY NG LLC	931 Meters	1201 · From m...		297.00	-2,502,271.00
Invoice	08/31/2018	1808T...	Navitas Utility TX, LLC	874 Mains & ...	1201 · From m...	0.00		-2,502,271.00
Invoice	08/31/2018	1808T...	Navitas Utility TX, LLC	887 Maintena...	1201 · From m...	755.00		-2,501,516.00
Invoice	08/31/2018	1808T...	Navitas Utility TX, LLC	893 Maintena...	1201 · From m...		4.00	-2,501,520.00
Invoice	08/31/2018	1808T...	Navitas Utility TX, LLC	903 Customer...	1201 · From m...		2.00	-2,501,522.00
Invoice	08/31/2018	1808T...	Navitas Utility TX, LLC	908 Customer...	1201 · From m...		3.00	-2,501,525.00
Invoice	08/31/2018	1808T...	Navitas Utility TX, LLC	920 Administr...	1201 · From m...		2,000.00	-2,503,525.00
Invoice	08/31/2018	1808T...	Navitas Utility TX, LLC	921 Office Su...	1201 · From m...		3.00	-2,503,528.00
Invoice	08/31/2018	1808T...	Navitas Utility TX, LLC	923 Outside ...	1201 · From m...		2.00	-2,503,530.00
Invoice	08/31/2018	1808T...	Navitas Utility TX, LLC	924 Insurance	1201 · From m...		3.00	-2,503,533.00
Invoice	08/31/2018	1808T...	Navitas Utility TX, LLC	925 Safety & ...	1201 · From m...		1.00	-2,503,534.00
Invoice	08/31/2018	1808T...	Navitas Utility TX, LLC	926 Employe...	1201 · From m...		1,000.00	-2,504,534.00
Invoice	08/31/2018	1808T...	Navitas Utility TX, LLC	930 Misc Gen...	1201 · From m...	0.00		-2,504,534.00
Invoice	08/31/2018	1808T...	Navitas Utility TX, LLC	931 Rents	1201 · From m...	0.00		-2,504,534.00
Invoice	08/31/2018	1808T...	Navitas Utility TX, LLC	932 Maintena...	1201 · From m...	0.00		-2,504,534.00
Invoice	08/31/2018	1808T...	Navitas Utility TX, LLC	931 Tools & E...	1201 · From m...		1.00	-2,504,535.00
Invoice	08/31/2018	1808T...	Navitas Utility TX, LLC	931 Office Eq...	1201 · From m...		1.00	-2,504,536.00
Invoice	08/31/2018	1808T...	Navitas Utility TX, LLC	931 Meters	1201 · From m...		2.00	-2,504,538.00
Invoice	09/30/2018	1809...	Navitas Winstar LLC	874 Mains & ...	1201 · From m...		2,500.00	-2,507,038.00
Invoice	09/30/2018	1809...	Navitas Winstar LLC	887 Maintena...	1201 · From m...		33.00	-2,507,071.00
Invoice	09/30/2018	1809...	Navitas Winstar LLC	893 Maintena...	1201 · From m...		63.00	-2,507,134.00
Invoice	09/30/2018	1809...	Navitas Winstar LLC	903 Customer...	1201 · From m...		21.00	-2,507,155.00
Invoice	09/30/2018	1809...	Navitas Winstar LLC	908 Customer...	1201 · From m...		83.00	-2,507,238.00
Invoice	09/30/2018	1809...	Navitas Winstar LLC	920 Administr...	1201 · From m...		340.00	-2,507,578.00
Invoice	09/30/2018	1809...	Navitas Winstar LLC	921 Office Su...	1201 · From m...		74.00	-2,507,652.00
Invoice	09/30/2018	1809...	Navitas Winstar LLC	923 Outside ...	1201 · From m...		85.00	-2,507,737.00
Invoice	09/30/2018	1809...	Navitas Winstar LLC	924 Insurance	1201 · From m...		54.00	-2,507,791.00
Invoice	09/30/2018	1809...	Navitas Winstar LLC	925 Safety & ...	1201 · From m...		18.00	-2,507,809.00
Invoice	09/30/2018	1809...	Navitas Winstar LLC	926 Employe...	1201 · From m...		136.00	-2,507,945.00
Invoice	09/30/2018	1809...	Navitas Winstar LLC	931 Heavy Eq...	1201 · From m...		14.00	-2,507,959.00

Navitas Utility Corporation
General Ledger
As of December 31, 2018

Type	Date	Num	Name	Memo	Split	Debit	Credit	Balance
Invoice	09/30/2018	1809...	Navitas Winstar LLC	931 Meters	1201 · From m...		41.00	-2,508,000.00
Invoice	09/30/2018	1809...	Navitas Winstar LLC	931 Office Eq...	1201 · From m...		18.00	-2,508,018.00
Invoice	09/30/2018	1809...	Navitas Winstar LLC	931 Pickups	1201 · From m...		60.00	-2,508,078.00
Invoice	09/30/2018	1809...	Navitas Winstar LLC	931 Rents	1201 · From m...		6.00	-2,508,084.00
Invoice	09/30/2018	1809...	Navitas Winstar LLC	931 Tools & E...	1201 · From m...		16.00	-2,508,100.00
Invoice	09/30/2018	1809...	Navitas Winstar LLC	931 Trucks	1201 · From m...		6.00	-2,508,106.00
Invoice	09/30/2018	1809...	Navitas Winstar LLC	932 Maintena...	1201 · From m...		2.00	-2,508,108.00
Invoice	09/30/2018	1809N...	Navitas OK3, LLC	874 Mains & ...	1201 · From m...		2,500.00	-2,510,608.00
Invoice	09/30/2018	1809N...	Navitas OK3, LLC	887 Maintena...	1201 · From m...		234.00	-2,510,842.00
Invoice	09/30/2018	1809N...	Navitas OK3, LLC	893 Maintena...	1201 · From m...		456.00	-2,511,298.00
Invoice	09/30/2018	1809N...	Navitas OK3, LLC	894 Maintena...	1201 · From m...		4,388.00	-2,515,686.00
Invoice	09/30/2018	1809N...	Navitas OK3, LLC	903 Customer...	1201 · From m...		154.00	-2,515,840.00
Invoice	09/30/2018	1809N...	Navitas OK3, LLC	908 Customer...	1201 · From m...		599.00	-2,516,439.00
Invoice	09/30/2018	1809N...	Navitas OK3, LLC	920 Administr...	1201 · From m...		2,452.00	-2,518,891.00
Invoice	09/30/2018	1809N...	Navitas OK3, LLC	921 Office Su...	1201 · From m...		534.00	-2,519,425.00
Invoice	09/30/2018	1809N...	Navitas OK3, LLC	923 Outside ...	1201 · From m...		611.00	-2,520,036.00
Invoice	09/30/2018	1809N...	Navitas OK3, LLC	924 Insurance	1201 · From m...		391.00	-2,520,427.00
Invoice	09/30/2018	1809N...	Navitas OK3, LLC	925 Safety & ...	1201 · From m...		127.00	-2,520,554.00
Invoice	09/30/2018	1809N...	Navitas OK3, LLC	926 Employe...	1201 · From m...		978.00	-2,521,532.00
Invoice	09/30/2018	1809N...	Navitas OK3, LLC	931 Rents	1201 · From m...		43.00	-2,521,575.00
Invoice	09/30/2018	1809N...	Navitas OK3, LLC	932 Maintena...	1201 · From m...		16.00	-2,521,591.00
Invoice	09/30/2018	1809N...	Navitas OK3, LLC	931 Pickups	1201 · From m...		429.00	-2,522,020.00
Invoice	09/30/2018	1809N...	Navitas OK3, LLC	931 Trucks	1201 · From m...		45.00	-2,522,065.00
Invoice	09/30/2018	1809N...	Navitas OK3, LLC	931 Heavy Eq...	1201 · From m...		103.00	-2,522,168.00
Invoice	09/30/2018	1809N...	Navitas OK3, LLC	931 Tools & E...	1201 · From m...		112.00	-2,522,280.00
Invoice	09/30/2018	1809N...	Navitas OK3, LLC	931 Office Eq...	1201 · From m...		126.00	-2,522,406.00
Invoice	09/30/2018	1809N...	Navitas OK3, LLC	931 Meters	1201 · From m...		297.00	-2,522,703.00
Invoice	09/30/2018	1809F...	Fort Cobb Fuel Auth...	874 Mains & ...	1201 · From m...		24,711.00	-2,547,414.00
Invoice	09/30/2018	1809F...	Fort Cobb Fuel Auth...	887 Maintena...	1201 · From m...		3,004.00	-2,550,418.00
Invoice	09/30/2018	1809F...	Fort Cobb Fuel Auth...	893 Maintena...	1201 · From m...		5,848.00	-2,556,266.00
Invoice	09/30/2018	1809F...	Fort Cobb Fuel Auth...	903 Customer...	1201 · From m...		1,971.00	-2,558,237.00
Invoice	09/30/2018	1809F...	Fort Cobb Fuel Auth...	908 Customer...	1201 · From m...		7,678.00	-2,565,915.00
Invoice	09/30/2018	1809F...	Fort Cobb Fuel Auth...	920 Administr...	1201 · From m...		31,445.00	-2,597,360.00
Invoice	09/30/2018	1809F...	Fort Cobb Fuel Auth...	921 Office Su...	1201 · From m...		6,854.00	-2,604,214.00
Invoice	09/30/2018	1809F...	Fort Cobb Fuel Auth...	923 Outside ...	1201 · From m...		7,841.00	-2,612,055.00
Invoice	09/30/2018	1809F...	Fort Cobb Fuel Auth...	924 Insurance	1201 · From m...		5,009.00	-2,617,064.00
Invoice	09/30/2018	1809F...	Fort Cobb Fuel Auth...	925 Safety & ...	1201 · From m...		1,628.00	-2,618,692.00
Invoice	09/30/2018	1809F...	Fort Cobb Fuel Auth...	926 Employe...	1201 · From m...		12,542.00	-2,631,234.00
Invoice	09/30/2018	1809F...	Fort Cobb Fuel Auth...	931 Rents	1201 · From m...		549.00	-2,631,783.00
Invoice	09/30/2018	1809F...	Fort Cobb Fuel Auth...	932 Maintena...	1201 · From m...		209.00	-2,631,992.00
Invoice	09/30/2018	1809F...	Fort Cobb Fuel Auth...	931 Pickups	1201 · From m...		5,497.00	-2,637,489.00
Invoice	09/30/2018	1809F...	Fort Cobb Fuel Auth...	931 Trucks	1201 · From m...		579.00	-2,638,068.00
Invoice	09/30/2018	1809F...	Fort Cobb Fuel Auth...	931 Heavy Eq...	1201 · From m...		1,326.00	-2,639,394.00
Invoice	09/30/2018	1809F...	Fort Cobb Fuel Auth...	931 Tools & E...	1201 · From m...		1,435.00	-2,640,829.00
Invoice	09/30/2018	1809F...	Fort Cobb Fuel Auth...	931 Office Eq...	1201 · From m...		1,617.00	-2,642,446.00
Invoice	09/30/2018	1809F...	Fort Cobb Fuel Auth...	931 Meters	1201 · From m...		3,807.00	-2,646,253.00
Invoice	09/30/2018	1809F...	Fort Cobb Fuel Auth...	874 Mains & ...	1201 · From m...		21,393.00	-2,667,646.00
Invoice	09/30/2018	1809F...	Fort Cobb Fuel Auth...	887 Maintena...	1201 · From m...		2,600.00	-2,670,246.00
Invoice	09/30/2018	1809F...	Fort Cobb Fuel Auth...	893 Maintena...	1201 · From m...		5,063.00	-2,675,309.00

Navitas Utility Corporation
General Ledger
As of December 31, 2018

Type	Date	Num	Name	Memo	Split	Debit	Credit	Balance
Invoice	09/30/2018	1809F...	Fort Cobb Fuel Auth...	903 Customer...	1201 · From m...		1,707.00	-2,677,016.00
Invoice	09/30/2018	1809F...	Fort Cobb Fuel Auth...	908 Customer...	1201 · From m...		6,647.00	-2,683,663.00
Invoice	09/30/2018	1809F...	Fort Cobb Fuel Auth...	920 Administr...	1201 · From m...		27,223.00	-2,710,886.00
Invoice	09/30/2018	1809F...	Fort Cobb Fuel Auth...	921 Office Su...	1201 · From m...		5,933.00	-2,716,819.00
Invoice	09/30/2018	1809F...	Fort Cobb Fuel Auth...	923 Outside ...	1201 · From m...		6,788.00	-2,723,607.00
Invoice	09/30/2018	1809F...	Fort Cobb Fuel Auth...	924 Insurance	1201 · From m...		4,336.00	-2,727,943.00
Invoice	09/30/2018	1809F...	Fort Cobb Fuel Auth...	925 Safety & ...	1201 · From m...		1,409.00	-2,729,352.00
Invoice	09/30/2018	1809F...	Fort Cobb Fuel Auth...	926 Employe...	1201 · From m...		10,858.00	-2,740,210.00
Invoice	09/30/2018	1809F...	Fort Cobb Fuel Auth...	931 Rents	1201 · From m...		475.00	-2,740,685.00
Invoice	09/30/2018	1809F...	Fort Cobb Fuel Auth...	932 Maintena...	1201 · From m...		181.00	-2,740,866.00
Invoice	09/30/2018	1809F...	Fort Cobb Fuel Auth...	931 Pickups	1201 · From m...		4,759.00	-2,745,625.00
Invoice	09/30/2018	1809F...	Fort Cobb Fuel Auth...	931 Trucks	1201 · From m...		501.00	-2,746,126.00
Invoice	09/30/2018	1809F...	Fort Cobb Fuel Auth...	931 Heavy Eq...	1201 · From m...		1,148.00	-2,747,274.00
Invoice	09/30/2018	1809F...	Fort Cobb Fuel Auth...	931 Tools & E...	1201 · From m...		1,243.00	-2,748,517.00
Invoice	09/30/2018	1809F...	Fort Cobb Fuel Auth...	931 Office Eq...	1201 · From m...		1,400.00	-2,749,917.00
Invoice	09/30/2018	1809F...	Fort Cobb Fuel Auth...	931 Meters	1201 · From m...		3,296.00	-2,753,213.00
Invoice	09/30/2018	1809T...	Navitas TN NG LLC	874 Mains & ...	1201 · From m...		5,021.00	-2,758,234.00
Invoice	09/30/2018	1809T...	Navitas TN NG LLC	887 Maintena...	1201 · From m...		210.00	-2,758,444.00
Invoice	09/30/2018	1809T...	Navitas TN NG LLC	893 Maintena...	1201 · From m...		1,525.00	-2,759,969.00
Invoice	09/30/2018	1809T...	Navitas TN NG LLC	903 Customer...	1201 · From m...		499.00	-2,760,468.00
Invoice	09/30/2018	1809T...	Navitas TN NG LLC	908 Customer...	1201 · From m...		925.00	-2,761,393.00
Invoice	09/30/2018	1809T...	Navitas TN NG LLC	920 Administr...	1201 · From m...		8,199.00	-2,769,592.00
Invoice	09/30/2018	1809T...	Navitas TN NG LLC	921 Office Su...	1201 · From m...		2,197.00	-2,771,789.00
Invoice	09/30/2018	1809T...	Navitas TN NG LLC	923 Outside ...	1201 · From m...		3,400.00	-2,775,189.00
Invoice	09/30/2018	1809T...	Navitas TN NG LLC	924 Insurance	1201 · From m...		1,306.00	-2,776,495.00
Invoice	09/30/2018	1809T...	Navitas TN NG LLC	925 Safety & ...	1201 · From m...		424.00	-2,776,919.00
Invoice	09/30/2018	1809T...	Navitas TN NG LLC	926 Employe...	1201 · From m...		3,270.00	-2,780,189.00
Invoice	09/30/2018	1809T...	Navitas TN NG LLC	931 Rents	1201 · From m...		143.00	-2,780,332.00
Invoice	09/30/2018	1809T...	Navitas TN NG LLC	932 Maintena...	1201 · From m...		55.00	-2,780,387.00
Invoice	09/30/2018	1809T...	Navitas TN NG LLC	931 Pickups	1201 · From m...		487.00	-2,780,874.00
Invoice	09/30/2018	1809T...	Navitas TN NG LLC	931 Tools & E...	1201 · From m...		374.00	-2,781,248.00
Invoice	09/30/2018	1809T...	Navitas TN NG LLC	931 Office Eq...	1201 · From m...		422.00	-2,781,670.00
Invoice	09/30/2018	1809T...	Navitas TN NG LLC	931 Meters	1201 · From m...		993.00	-2,782,663.00
Invoice	09/30/2018	1809K...	Navitas KY NG LLC	874 Mains & ...	1201 · From m...		2,500.00	-2,785,163.00
Invoice	09/30/2018	1809K...	Navitas KY NG LLC	887 Maintena...	1201 · From m...		2,000.00	-2,787,163.00
Invoice	09/30/2018	1809K...	Navitas KY NG LLC	893 Maintena...	1201 · From m...		456.00	-2,787,619.00
Invoice	09/30/2018	1809K...	Navitas KY NG LLC	903 Customer...	1201 · From m...		111.00	-2,787,730.00
Invoice	09/30/2018	1809K...	Navitas KY NG LLC	908 Customer...	1201 · From m...		277.00	-2,788,007.00
Invoice	09/30/2018	1809K...	Navitas KY NG LLC	920 Administr...	1201 · From m...		2,454.00	-2,790,461.00
Invoice	09/30/2018	1809K...	Navitas KY NG LLC	921 Office Su...	1201 · From m...		347.00	-2,790,808.00
Invoice	09/30/2018	1809K...	Navitas KY NG LLC	923 Outside ...	1201 · From m...		886.00	-2,791,694.00
Invoice	09/30/2018	1809K...	Navitas KY NG LLC	924 Insurance	1201 · From m...		391.00	-2,792,085.00
Invoice	09/30/2018	1809K...	Navitas KY NG LLC	925 Safety & ...	1201 · From m...		127.00	-2,792,212.00
Invoice	09/30/2018	1809K...	Navitas KY NG LLC	926 Employe...	1201 · From m...		979.00	-2,793,191.00
Invoice	09/30/2018	1809K...	Navitas KY NG LLC	931 Rents	1201 · From m...		43.00	-2,793,234.00
Invoice	09/30/2018	1809K...	Navitas KY NG LLC	932 Maintena...	1201 · From m...		16.00	-2,793,250.00
Invoice	09/30/2018	1809K...	Navitas KY NG LLC	931 Tools & E...	1201 · From m...		112.00	-2,793,362.00
Invoice	09/30/2018	1809K...	Navitas KY NG LLC	931 Office Eq...	1201 · From m...		126.00	-2,793,488.00
Invoice	09/30/2018	1809K...	Navitas KY NG LLC	931 Meters	1201 · From m...		297.00	-2,793,785.00

Navitas Utility Corporation
General Ledger
As of December 31, 2018

Type	Date	Num	Name	Memo	Split	Debit	Credit	Balance
Invoice	09/30/2018	1809T...	Navitas Utility TX, LLC	874 Mains & ...	1201 · From m...		217.00	-2,794,002.00
Invoice	09/30/2018	1809T...	Navitas Utility TX, LLC	887 Maintena...	1201 · From m...		1,033.00	-2,795,035.00
Invoice	09/30/2018	1809T...	Navitas Utility TX, LLC	893 Maintena...	1201 · From m...		4.00	-2,795,039.00
Invoice	09/30/2018	1809T...	Navitas Utility TX, LLC	903 Customer...	1201 · From m...		1.00	-2,795,040.00
Invoice	09/30/2018	1809T...	Navitas Utility TX, LLC	908 Customer...	1201 · From m...		2.00	-2,795,042.00
Invoice	09/30/2018	1809T...	Navitas Utility TX, LLC	920 Administr...	1201 · From m...		2,000.00	-2,797,042.00
Invoice	09/30/2018	1809T...	Navitas Utility TX, LLC	921 Office Su...	1201 · From m...		3.00	-2,797,045.00
Invoice	09/30/2018	1809T...	Navitas Utility TX, LLC	923 Outside ...	1201 · From m...		3.00	-2,797,048.00
Invoice	09/30/2018	1809T...	Navitas Utility TX, LLC	924 Insurance	1201 · From m...		3.00	-2,797,051.00
Invoice	09/30/2018	1809T...	Navitas Utility TX, LLC	925 Safety & ...	1201 · From m...		1.00	-2,797,052.00
Invoice	09/30/2018	1809T...	Navitas Utility TX, LLC	926 Employe...	1201 · From m...		1,000.00	-2,798,052.00
Invoice	09/30/2018	1809T...	Navitas Utility TX, LLC	930 Misc Gen...	1201 · From m...	0.00		-2,798,052.00
Invoice	09/30/2018	1809T...	Navitas Utility TX, LLC	931 Rents	1201 · From m...	0.00		-2,798,052.00
Invoice	09/30/2018	1809T...	Navitas Utility TX, LLC	932 Maintena...	1201 · From m...	0.00		-2,798,052.00
Invoice	09/30/2018	1809T...	Navitas Utility TX, LLC	931 Tools & E...	1201 · From m...		1.00	-2,798,053.00
Invoice	09/30/2018	1809T...	Navitas Utility TX, LLC	931 Office Eq...	1201 · From m...		1.00	-2,798,054.00
Invoice	09/30/2018	1809T...	Navitas Utility TX, LLC	931 Meters	1201 · From m...		2.00	-2,798,056.00
Invoice	10/31/2018	1810...	Navitas Winstar LLC	874 Mains & ...	1201 · From m...		2,500.00	-2,800,556.00
Invoice	10/31/2018	1810...	Navitas Winstar LLC	887 Maintena...	1201 · From m...		20.00	-2,800,576.00
Invoice	10/31/2018	1810...	Navitas Winstar LLC	893 Maintena...	1201 · From m...		62.00	-2,800,638.00
Invoice	10/31/2018	1810...	Navitas Winstar LLC	903 Customer...	1201 · From m...		25.00	-2,800,663.00
Invoice	10/31/2018	1810...	Navitas Winstar LLC	908 Customer...	1201 · From m...		84.00	-2,800,747.00
Invoice	10/31/2018	1810...	Navitas Winstar LLC	920 Administr...	1201 · From m...		332.00	-2,801,079.00
Invoice	10/31/2018	1810...	Navitas Winstar LLC	921 Office Su...	1201 · From m...		77.00	-2,801,156.00
Invoice	10/31/2018	1810...	Navitas Winstar LLC	923 Outside ...	1201 · From m...		77.00	-2,801,233.00
Invoice	10/31/2018	1810...	Navitas Winstar LLC	924 Insurance	1201 · From m...		54.00	-2,801,287.00
Invoice	10/31/2018	1810...	Navitas Winstar LLC	925 Safety & ...	1201 · From m...		12.00	-2,801,299.00
Invoice	10/31/2018	1810...	Navitas Winstar LLC	926 Employe...	1201 · From m...		148.00	-2,801,447.00
Invoice	10/31/2018	1810...	Navitas Winstar LLC	930 Misc Gen...	1201 · From m...		1.00	-2,801,448.00
Invoice	10/31/2018	1810...	Navitas Winstar LLC	931 Heavy Eq...	1201 · From m...		14.00	-2,801,462.00
Invoice	10/31/2018	1810...	Navitas Winstar LLC	931 Meters	1201 · From m...		41.00	-2,801,503.00
Invoice	10/31/2018	1810...	Navitas Winstar LLC	931 Office Eq...	1201 · From m...		18.00	-2,801,521.00
Invoice	10/31/2018	1810...	Navitas Winstar LLC	931 Pickups	1201 · From m...		60.00	-2,801,581.00
Invoice	10/31/2018	1810...	Navitas Winstar LLC	931 Rents	1201 · From m...		4.00	-2,801,585.00
Invoice	10/31/2018	1810...	Navitas Winstar LLC	931 Tools & E...	1201 · From m...		16.00	-2,801,601.00
Invoice	10/31/2018	1810...	Navitas Winstar LLC	931 Trucks	1201 · From m...		6.00	-2,801,607.00
Invoice	10/31/2018	1810...	Navitas Winstar LLC	932 Maintena...	1201 · From m...		14.00	-2,801,621.00
Invoice	10/31/2018	1810N...	Navitas OK3, LLC	874 Mains & ...	1201 · From m...		2,500.00	-2,804,121.00
Invoice	10/31/2018	1810N...	Navitas OK3, LLC	887 Maintena...	1201 · From m...		141.00	-2,804,262.00
Invoice	10/31/2018	1810N...	Navitas OK3, LLC	893 Maintena...	1201 · From m...		448.00	-2,804,710.00
Invoice	10/31/2018	1810N...	Navitas OK3, LLC	894 Maintena...	1201 · From m...		3,202.00	-2,807,912.00
Invoice	10/31/2018	1810N...	Navitas OK3, LLC	903 Customer...	1201 · From m...		179.00	-2,808,091.00
Invoice	10/31/2018	1810N...	Navitas OK3, LLC	908 Customer...	1201 · From m...		603.00	-2,808,694.00
Invoice	10/31/2018	1810N...	Navitas OK3, LLC	920 Administr...	1201 · From m...		2,389.00	-2,811,083.00
Invoice	10/31/2018	1810N...	Navitas OK3, LLC	921 Office Su...	1201 · From m...		554.00	-2,811,637.00
Invoice	10/31/2018	1810N...	Navitas OK3, LLC	923 Outside ...	1201 · From m...		555.00	-2,812,192.00
Invoice	10/31/2018	1810N...	Navitas OK3, LLC	924 Insurance	1201 · From m...		387.00	-2,812,579.00
Invoice	10/31/2018	1810N...	Navitas OK3, LLC	925 Safety & ...	1201 · From m...		85.00	-2,812,664.00
Invoice	10/31/2018	1810N...	Navitas OK3, LLC	926 Employe...	1201 · From m...		1,063.00	-2,813,727.00

Navitas Utility Corporation
General Ledger
As of December 31, 2018

Type	Date	Num	Name	Memo	Split	Debit	Credit	Balance
Invoice	10/31/2018	1810N...	Navitas OK3, LLC	931 Rents	1201 · From m...		29.00	-2,813,756.00
Invoice	10/31/2018	1810N...	Navitas OK3, LLC	932 Maintena...	1201 · From m...		101.00	-2,813,857.00
Invoice	10/31/2018	1810N...	Navitas OK3, LLC	931 Pickups	1201 · From m...		429.00	-2,814,286.00
Invoice	10/31/2018	1810N...	Navitas OK3, LLC	931 Trucks	1201 · From m...		45.00	-2,814,331.00
Invoice	10/31/2018	1810N...	Navitas OK3, LLC	931 Heavy Eq...	1201 · From m...		103.00	-2,814,434.00
Invoice	10/31/2018	1810N...	Navitas OK3, LLC	931 Tools & E...	1201 · From m...		112.00	-2,814,546.00
Invoice	10/31/2018	1810N...	Navitas OK3, LLC	931 Office Eq...	1201 · From m...		126.00	-2,814,672.00
Invoice	10/31/2018	1810N...	Navitas OK3, LLC	931 Meters	1201 · From m...		297.00	-2,814,969.00
Invoice	10/31/2018	1810N...	Navitas OK3, LLC	930 Misc Gen...	1201 · From m...		5.00	-2,814,974.00
Invoice	10/31/2018	1810F...	Fort Cobb Fuel Auth...	874 Mains & ...	1201 · From m...		21,577.00	-2,836,551.00
Invoice	10/31/2018	1810F...	Fort Cobb Fuel Auth...	887 Maintena...	1201 · From m...		1,804.00	-2,838,355.00
Invoice	10/31/2018	1810F...	Fort Cobb Fuel Auth...	893 Maintena...	1201 · From m...		5,747.00	-2,844,102.00
Invoice	10/31/2018	1810F...	Fort Cobb Fuel Auth...	903 Customer...	1201 · From m...		2,298.00	-2,846,400.00
Invoice	10/31/2018	1810F...	Fort Cobb Fuel Auth...	908 Customer...	1201 · From m...		7,728.00	-2,854,128.00
Invoice	10/31/2018	1810F...	Fort Cobb Fuel Auth...	920 Administr...	1201 · From m...		30,641.00	-2,884,769.00
Invoice	10/31/2018	1810F...	Fort Cobb Fuel Auth...	921 Office Su...	1201 · From m...		7,105.00	-2,891,874.00
Invoice	10/31/2018	1810F...	Fort Cobb Fuel Auth...	923 Outside ...	1201 · From m...		7,116.00	-2,898,990.00
Invoice	10/31/2018	1810F...	Fort Cobb Fuel Auth...	924 Insurance	1201 · From m...		4,958.00	-2,903,948.00
Invoice	10/31/2018	1810F...	Fort Cobb Fuel Auth...	925 Safety & ...	1201 · From m...		1,089.00	-2,905,037.00
Invoice	10/31/2018	1810F...	Fort Cobb Fuel Auth...	926 Employe...	1201 · From m...		13,635.00	-2,918,672.00
Invoice	10/31/2018	1810F...	Fort Cobb Fuel Auth...	931 Rents	1201 · From m...		377.00	-2,919,049.00
Invoice	10/31/2018	1810F...	Fort Cobb Fuel Auth...	932 Maintena...	1201 · From m...		1,293.00	-2,920,342.00
Invoice	10/31/2018	1810F...	Fort Cobb Fuel Auth...	931 Pickups	1201 · From m...		5,497.00	-2,925,839.00
Invoice	10/31/2018	1810F...	Fort Cobb Fuel Auth...	931 Trucks	1201 · From m...		579.00	-2,926,418.00
Invoice	10/31/2018	1810F...	Fort Cobb Fuel Auth...	931 Heavy Eq...	1201 · From m...		1,326.00	-2,927,744.00
Invoice	10/31/2018	1810F...	Fort Cobb Fuel Auth...	931 Tools & E...	1201 · From m...		1,435.00	-2,929,179.00
Invoice	10/31/2018	1810F...	Fort Cobb Fuel Auth...	931 Office Eq...	1201 · From m...		1,617.00	-2,930,796.00
Invoice	10/31/2018	1810F...	Fort Cobb Fuel Auth...	931 Meters	1201 · From m...		3,807.00	-2,934,603.00
Invoice	10/31/2018	1810F...	Fort Cobb Fuel Auth...	930 Misc Gen...	1201 · From m...		70.00	-2,934,673.00
Invoice	10/31/2018	1810F...	Fort Cobb Fuel Auth...	874 Mains & ...	1201 · From m...		18,680.00	-2,953,353.00
Invoice	10/31/2018	1810F...	Fort Cobb Fuel Auth...	887 Maintena...	1201 · From m...		1,562.00	-2,954,915.00
Invoice	10/31/2018	1810F...	Fort Cobb Fuel Auth...	893 Maintena...	1201 · From m...		4,975.00	-2,959,890.00
Invoice	10/31/2018	1810F...	Fort Cobb Fuel Auth...	903 Customer...	1201 · From m...		1,989.00	-2,961,879.00
Invoice	10/31/2018	1810F...	Fort Cobb Fuel Auth...	908 Customer...	1201 · From m...		6,691.00	-2,968,570.00
Invoice	10/31/2018	1810F...	Fort Cobb Fuel Auth...	920 Administr...	1201 · From m...		26,527.00	-2,995,097.00
Invoice	10/31/2018	1810F...	Fort Cobb Fuel Auth...	921 Office Su...	1201 · From m...		6,151.00	-3,001,248.00
Invoice	10/31/2018	1810F...	Fort Cobb Fuel Auth...	923 Outside ...	1201 · From m...		6,161.00	-3,007,409.00
Invoice	10/31/2018	1810F...	Fort Cobb Fuel Auth...	924 Insurance	1201 · From m...		4,292.00	-3,011,701.00
Invoice	10/31/2018	1810F...	Fort Cobb Fuel Auth...	925 Safety & ...	1201 · From m...		943.00	-3,012,644.00
Invoice	10/31/2018	1810F...	Fort Cobb Fuel Auth...	926 Employe...	1201 · From m...		11,804.00	-3,024,448.00
Invoice	10/31/2018	1810F...	Fort Cobb Fuel Auth...	931 Rents	1201 · From m...		326.00	-3,024,774.00
Invoice	10/31/2018	1810F...	Fort Cobb Fuel Auth...	932 Maintena...	1201 · From m...		1,119.00	-3,025,893.00
Invoice	10/31/2018	1810F...	Fort Cobb Fuel Auth...	931 Pickups	1201 · From m...		4,759.00	-3,030,652.00
Invoice	10/31/2018	1810F...	Fort Cobb Fuel Auth...	931 Trucks	1201 · From m...		501.00	-3,031,153.00
Invoice	10/31/2018	1810F...	Fort Cobb Fuel Auth...	931 Heavy Eq...	1201 · From m...		1,148.00	-3,032,301.00
Invoice	10/31/2018	1810F...	Fort Cobb Fuel Auth...	931 Tools & E...	1201 · From m...		1,243.00	-3,033,544.00
Invoice	10/31/2018	1810F...	Fort Cobb Fuel Auth...	931 Office Eq...	1201 · From m...		1,400.00	-3,034,944.00
Invoice	10/31/2018	1810F...	Fort Cobb Fuel Auth...	931 Meters	1201 · From m...		3,296.00	-3,038,240.00
Invoice	10/31/2018	1810F...	Fort Cobb Fuel Auth...	930 Misc Gen...	1201 · From m...		60.00	-3,038,300.00

Navitas Utility Corporation
General Ledger
As of December 31, 2018

Type	Date	Num	Name	Memo	Split	Debit	Credit	Balance
Invoice	10/31/2018	1810T...	Navitas Utility TX, LLC	874 Mains & ...	1201 · From m...		39.00	-3,038,339.00
Invoice	10/31/2018	1810T...	Navitas Utility TX, LLC	887 Maintena...	1201 · From m...		1,087.00	-3,039,426.00
Invoice	10/31/2018	1810T...	Navitas Utility TX, LLC	893 Maintena...	1201 · From m...		4.00	-3,039,430.00
Invoice	10/31/2018	1810T...	Navitas Utility TX, LLC	903 Customer...	1201 · From m...		1.00	-3,039,431.00
Invoice	10/31/2018	1810T...	Navitas Utility TX, LLC	908 Customer...	1201 · From m...		2.00	-3,039,433.00
Invoice	10/31/2018	1810T...	Navitas Utility TX, LLC	920 Administr...	1201 · From m...		2,000.00	-3,041,433.00
Invoice	10/31/2018	1810T...	Navitas Utility TX, LLC	921 Office Su...	1201 · From m...		3.00	-3,041,436.00
Invoice	10/31/2018	1810T...	Navitas Utility TX, LLC	923 Outside ...	1201 · From m...		3.00	-3,041,439.00
Invoice	10/31/2018	1810T...	Navitas Utility TX, LLC	924 Insurance	1201 · From m...		3.00	-3,041,442.00
Invoice	10/31/2018	1810T...	Navitas Utility TX, LLC	925 Safety & ...	1201 · From m...		1.00	-3,041,443.00
Invoice	10/31/2018	1810T...	Navitas Utility TX, LLC	926 Employe...	1201 · From m...		1,000.00	-3,042,443.00
Invoice	10/31/2018	1810T...	Navitas Utility TX, LLC	930 Misc Gen...	1201 · From m...	0.00		-3,042,443.00
Invoice	10/31/2018	1810T...	Navitas Utility TX, LLC	931 Rents	1201 · From m...	0.00		-3,042,443.00
Invoice	10/31/2018	1810T...	Navitas Utility TX, LLC	932 Maintena...	1201 · From m...		1.00	-3,042,444.00
Invoice	10/31/2018	1810T...	Navitas Utility TX, LLC	931 Tools & E...	1201 · From m...		1.00	-3,042,445.00
Invoice	10/31/2018	1810T...	Navitas Utility TX, LLC	931 Office Eq...	1201 · From m...		1.00	-3,042,446.00
Invoice	10/31/2018	1810T...	Navitas Utility TX, LLC	931 Meters	1201 · From m...		2.00	-3,042,448.00
Invoice	10/31/2018	1810K...	Navitas KY NG LLC	874 Mains & ...	1201 · From m...		5,014.00	-3,047,462.00
Invoice	10/31/2018	1810K...	Navitas KY NG LLC	887 Maintena...	1201 · From m...		3,476.00	-3,050,938.00
Invoice	10/31/2018	1810K...	Navitas KY NG LLC	893 Maintena...	1201 · From m...		448.00	-3,051,386.00
Invoice	10/31/2018	1810K...	Navitas KY NG LLC	903 Customer...	1201 · From m...		139.00	-3,051,525.00
Invoice	10/31/2018	1810K...	Navitas KY NG LLC	908 Customer...	1201 · From m...		277.00	-3,051,802.00
Invoice	10/31/2018	1810K...	Navitas KY NG LLC	920 Administr...	1201 · From m...		2,391.00	-3,054,193.00
Invoice	10/31/2018	1810K...	Navitas KY NG LLC	921 Office Su...	1201 · From m...		391.00	-3,054,584.00
Invoice	10/31/2018	1810K...	Navitas KY NG LLC	923 Outside ...	1201 · From m...		833.00	-3,055,417.00
Invoice	10/31/2018	1810K...	Navitas KY NG LLC	924 Insurance	1201 · From m...		387.00	-3,055,804.00
Invoice	10/31/2018	1810K...	Navitas KY NG LLC	925 Safety & ...	1201 · From m...		85.00	-3,055,889.00
Invoice	10/31/2018	1810K...	Navitas KY NG LLC	926 Employe...	1201 · From m...		1,064.00	-3,056,953.00
Invoice	10/31/2018	1810K...	Navitas KY NG LLC	931 Rents	1201 · From m...		29.00	-3,056,982.00
Invoice	10/31/2018	1810K...	Navitas KY NG LLC	932 Maintena...	1201 · From m...		101.00	-3,057,083.00
Invoice	10/31/2018	1810K...	Navitas KY NG LLC	931 Tools & E...	1201 · From m...		112.00	-3,057,195.00
Invoice	10/31/2018	1810K...	Navitas KY NG LLC	931 Office Eq...	1201 · From m...		126.00	-3,057,321.00
Invoice	10/31/2018	1810K...	Navitas KY NG LLC	931 Meters	1201 · From m...		297.00	-3,057,618.00
Invoice	10/31/2018	1810K...	Navitas KY NG LLC	930 Misc Gen...	1201 · From m...		5.00	-3,057,623.00
Invoice	10/31/2018	1810T...	Navitas TN NG LLC	874 Mains & ...	1201 · From m...		6,161.00	-3,063,784.00
Invoice	10/31/2018	1810T...	Navitas TN NG LLC	887 Maintena...	1201 · From m...		105.00	-3,063,889.00
Invoice	10/31/2018	1810T...	Navitas TN NG LLC	893 Maintena...	1201 · From m...		1,498.00	-3,065,387.00
Invoice	10/31/2018	1810T...	Navitas TN NG LLC	903 Customer...	1201 · From m...		588.00	-3,065,975.00
Invoice	10/31/2018	1810T...	Navitas TN NG LLC	908 Customer...	1201 · From m...		927.00	-3,066,902.00
Invoice	10/31/2018	1810T...	Navitas TN NG LLC	920 Administr...	1201 · From m...		7,989.00	-3,074,891.00
Invoice	10/31/2018	1810T...	Navitas TN NG LLC	921 Office Su...	1201 · From m...		2,588.00	-3,077,479.00
Invoice	10/31/2018	1810T...	Navitas TN NG LLC	923 Outside ...	1201 · From m...		3,196.00	-3,080,675.00
Invoice	10/31/2018	1810T...	Navitas TN NG LLC	924 Insurance	1201 · From m...		1,293.00	-3,081,968.00
Invoice	10/31/2018	1810T...	Navitas TN NG LLC	925 Safety & ...	1201 · From m...		284.00	-3,082,252.00
Invoice	10/31/2018	1810T...	Navitas TN NG LLC	926 Employe...	1201 · From m...		3,555.00	-3,085,807.00
Invoice	10/31/2018	1810T...	Navitas TN NG LLC	931 Rents	1201 · From m...		98.00	-3,085,905.00
Invoice	10/31/2018	1810T...	Navitas TN NG LLC	932 Maintena...	1201 · From m...		337.00	-3,086,242.00
Invoice	10/31/2018	1810T...	Navitas TN NG LLC	931 Pickups	1201 · From m...		487.00	-3,086,729.00
Invoice	10/31/2018	1810T...	Navitas TN NG LLC	931 Tools & E...	1201 · From m...		374.00	-3,087,103.00

Navitas Utility Corporation
General Ledger
As of December 31, 2018

Type	Date	Num	Name	Memo	Split	Debit	Credit	Balance
Invoice	10/31/2018	1810T...	Navitas TN NG LLC	931 Office Eq...	1201 · From m...		422.00	-3,087,525.00
Invoice	10/31/2018	1810T...	Navitas TN NG LLC	931 Meters	1201 · From m...		993.00	-3,088,518.00
Invoice	10/31/2018	1810T...	Navitas TN NG LLC	930 Misc Gen...	1201 · From m...		18.00	-3,088,536.00
Invoice	11/30/2018	1811...	Navitas Winstar LLC	874 Mains & ...	1201 · From m...		2,500.00	-3,091,036.00
Invoice	11/30/2018	1811...	Navitas Winstar LLC	887 Maintena...	1201 · From m...		18.00	-3,091,054.00
Invoice	11/30/2018	1811...	Navitas Winstar LLC	893 Maintena...	1201 · From m...		61.00	-3,091,115.00
Invoice	11/30/2018	1811...	Navitas Winstar LLC	903 Customer...	1201 · From m...		27.00	-3,091,142.00
Invoice	11/30/2018	1811...	Navitas Winstar LLC	908 Customer...	1201 · From m...		82.00	-3,091,224.00
Invoice	11/30/2018	1811...	Navitas Winstar LLC	920 Administr...	1201 · From m...		330.00	-3,091,554.00
Invoice	11/30/2018	1811...	Navitas Winstar LLC	921 Office Su...	1201 · From m...		110.00	-3,091,664.00
Invoice	11/30/2018	1811...	Navitas Winstar LLC	923 Outside ...	1201 · From m...		92.00	-3,091,756.00
Invoice	11/30/2018	1811...	Navitas Winstar LLC	924 Insurance	1201 · From m...		56.00	-3,091,812.00
Invoice	11/30/2018	1811...	Navitas Winstar LLC	925 Safety & ...	1201 · From m...		31.00	-3,091,843.00
Invoice	11/30/2018	1811...	Navitas Winstar LLC	926 Employe...	1201 · From m...		135.00	-3,091,978.00
Invoice	11/30/2018	1811...	Navitas Winstar LLC	930 Misc Gen...	1201 · From m...	0.00		-3,091,978.00
Invoice	11/30/2018	1811...	Navitas Winstar LLC	931 Heavy Eq...	1201 · From m...		14.00	-3,091,992.00
Invoice	11/30/2018	1811...	Navitas Winstar LLC	931 Meters	1201 · From m...		41.00	-3,092,033.00
Invoice	11/30/2018	1811...	Navitas Winstar LLC	931 Office Eq...	1201 · From m...		18.00	-3,092,051.00
Invoice	11/30/2018	1811...	Navitas Winstar LLC	931 Pickups	1201 · From m...		60.00	-3,092,111.00
Invoice	11/30/2018	1811...	Navitas Winstar LLC	931 Rents	1201 · From m...		3.00	-3,092,114.00
Invoice	11/30/2018	1811...	Navitas Winstar LLC	931 Tools & E...	1201 · From m...		16.00	-3,092,130.00
Invoice	11/30/2018	1811...	Navitas Winstar LLC	931 Trucks	1201 · From m...		6.00	-3,092,136.00
Invoice	11/30/2018	1811...	Navitas Winstar LLC	932 Maintena...	1201 · From m...		1.00	-3,092,137.00
Invoice	11/30/2018	1811N...	Navitas OK3, LLC	874 Mains & ...	1201 · From m...		2,500.00	-3,094,637.00
Invoice	11/30/2018	1811N...	Navitas OK3, LLC	887 Maintena...	1201 · From m...		129.00	-3,094,766.00
Invoice	11/30/2018	1811N...	Navitas OK3, LLC	893 Maintena...	1201 · From m...		441.00	-3,095,207.00
Invoice	11/30/2018	1811N...	Navitas OK3, LLC	894 Maintena...	1201 · From m...		3,357.00	-3,098,564.00
Invoice	11/30/2018	1811N...	Navitas OK3, LLC	903 Customer...	1201 · From m...		197.00	-3,098,761.00
Invoice	11/30/2018	1811N...	Navitas OK3, LLC	908 Customer...	1201 · From m...		592.00	-3,099,353.00
Invoice	11/30/2018	1811N...	Navitas OK3, LLC	920 Administr...	1201 · From m...		2,376.00	-3,101,729.00
Invoice	11/30/2018	1811N...	Navitas OK3, LLC	921 Office Su...	1201 · From m...		791.00	-3,102,520.00
Invoice	11/30/2018	1811N...	Navitas OK3, LLC	923 Outside ...	1201 · From m...		664.00	-3,103,184.00
Invoice	11/30/2018	1811N...	Navitas OK3, LLC	924 Insurance	1201 · From m...		401.00	-3,103,585.00
Invoice	11/30/2018	1811N...	Navitas OK3, LLC	925 Safety & ...	1201 · From m...		221.00	-3,103,806.00
Invoice	11/30/2018	1811N...	Navitas OK3, LLC	926 Employe...	1201 · From m...		975.00	-3,104,781.00
Invoice	11/30/2018	1811N...	Navitas OK3, LLC	931 Rents	1201 · From m...		23.00	-3,104,804.00
Invoice	11/30/2018	1811N...	Navitas OK3, LLC	932 Maintena...	1201 · From m...		10.00	-3,104,814.00
Invoice	11/30/2018	1811N...	Navitas OK3, LLC	931 Pickups	1201 · From m...		429.00	-3,105,243.00
Invoice	11/30/2018	1811N...	Navitas OK3, LLC	931 Trucks	1201 · From m...		45.00	-3,105,288.00
Invoice	11/30/2018	1811N...	Navitas OK3, LLC	931 Heavy Eq...	1201 · From m...		103.00	-3,105,391.00
Invoice	11/30/2018	1811N...	Navitas OK3, LLC	931 Tools & E...	1201 · From m...		112.00	-3,105,503.00
Invoice	11/30/2018	1811N...	Navitas OK3, LLC	931 Office Eq...	1201 · From m...		126.00	-3,105,629.00
Invoice	11/30/2018	1811N...	Navitas OK3, LLC	931 Meters	1201 · From m...		297.00	-3,105,926.00
Invoice	11/30/2018	1811N...	Navitas OK3, LLC	930 Misc Gen...	1201 · From m...	0.00		-3,105,926.00
Invoice	11/30/2018	1811F...	Fort Cobb Fuel Auth...	874 Mains & ...	1201 · From m...		24,335.00	-3,130,261.00
Invoice	11/30/2018	1811F...	Fort Cobb Fuel Auth...	887 Maintena...	1201 · From m...		1,653.00	-3,131,914.00
Invoice	11/30/2018	1811F...	Fort Cobb Fuel Auth...	893 Maintena...	1201 · From m...		5,658.00	-3,137,572.00
Invoice	11/30/2018	1811F...	Fort Cobb Fuel Auth...	903 Customer...	1201 · From m...		2,526.00	-3,140,098.00
Invoice	11/30/2018	1811F...	Fort Cobb Fuel Auth...	908 Customer...	1201 · From m...		7,593.00	-3,147,691.00

Navitas Utility Corporation
General Ledger
As of December 31, 2018

Type	Date	Num	Name	Memo	Split	Debit	Credit	Balance
Invoice	11/30/2018	1811F...	Fort Cobb Fuel Auth...	920 Administr...	1201 · From m...		30,475.00	-3,178,166.00
Invoice	11/30/2018	1811F...	Fort Cobb Fuel Auth...	921 Office Su...	1201 · From m...		10,144.00	-3,188,310.00
Invoice	11/30/2018	1811F...	Fort Cobb Fuel Auth...	923 Outside ...	1201 · From m...		8,522.00	-3,196,832.00
Invoice	11/30/2018	1811F...	Fort Cobb Fuel Auth...	924 Insurance	1201 · From m...		5,140.00	-3,201,972.00
Invoice	11/30/2018	1811F...	Fort Cobb Fuel Auth...	925 Safety & ...	1201 · From m...		2,832.00	-3,204,804.00
Invoice	11/30/2018	1811F...	Fort Cobb Fuel Auth...	926 Employe...	1201 · From m...		12,503.00	-3,217,307.00
Invoice	11/30/2018	1811F...	Fort Cobb Fuel Auth...	931 Rents	1201 · From m...		289.00	-3,217,596.00
Invoice	11/30/2018	1811F...	Fort Cobb Fuel Auth...	932 Maintena...	1201 · From m...		122.00	-3,217,718.00
Invoice	11/30/2018	1811F...	Fort Cobb Fuel Auth...	931 Pickups	1201 · From m...		5,497.00	-3,223,215.00
Invoice	11/30/2018	1811F...	Fort Cobb Fuel Auth...	931 Trucks	1201 · From m...		579.00	-3,223,794.00
Invoice	11/30/2018	1811F...	Fort Cobb Fuel Auth...	931 Heavy Eq...	1201 · From m...		1,326.00	-3,225,120.00
Invoice	11/30/2018	1811F...	Fort Cobb Fuel Auth...	931 Tools & E...	1201 · From m...		1,435.00	-3,226,555.00
Invoice	11/30/2018	1811F...	Fort Cobb Fuel Auth...	931 Office Eq...	1201 · From m...		1,617.00	-3,228,172.00
Invoice	11/30/2018	1811F...	Fort Cobb Fuel Auth...	931 Meters	1201 · From m...		3,807.00	-3,231,979.00
Invoice	11/30/2018	1811F...	Fort Cobb Fuel Auth...	930 Misc Gen...	1201 · From m...			-3,231,979.00
Invoice	11/30/2018	1811F...	Fort Cobb Fuel Auth...	874 Mains & ...	1201 · From m...		21,067.00	-3,253,046.00
Invoice	11/30/2018	1811F...	Fort Cobb Fuel Auth...	887 Maintena...	1201 · From m...		1,431.00	-3,254,477.00
Invoice	11/30/2018	1811F...	Fort Cobb Fuel Auth...	893 Maintena...	1201 · From m...		4,899.00	-3,259,376.00
Invoice	11/30/2018	1811F...	Fort Cobb Fuel Auth...	903 Customer...	1201 · From m...		2,187.00	-3,261,563.00
Invoice	11/30/2018	1811F...	Fort Cobb Fuel Auth...	908 Customer...	1201 · From m...		6,573.00	-3,268,136.00
Invoice	11/30/2018	1811F...	Fort Cobb Fuel Auth...	920 Administr...	1201 · From m...		26,383.00	-3,294,519.00
Invoice	11/30/2018	1811F...	Fort Cobb Fuel Auth...	921 Office Su...	1201 · From m...		8,782.00	-3,303,301.00
Invoice	11/30/2018	1811F...	Fort Cobb Fuel Auth...	923 Outside ...	1201 · From m...		7,377.00	-3,310,678.00
Invoice	11/30/2018	1811F...	Fort Cobb Fuel Auth...	924 Insurance	1201 · From m...		4,450.00	-3,315,128.00
Invoice	11/30/2018	1811F...	Fort Cobb Fuel Auth...	925 Safety & ...	1201 · From m...		2,452.00	-3,317,580.00
Invoice	11/30/2018	1811F...	Fort Cobb Fuel Auth...	926 Employe...	1201 · From m...		10,824.00	-3,328,404.00
Invoice	11/30/2018	1811F...	Fort Cobb Fuel Auth...	931 Rents	1201 · From m...		250.00	-3,328,654.00
Invoice	11/30/2018	1811F...	Fort Cobb Fuel Auth...	932 Maintena...	1201 · From m...		106.00	-3,328,760.00
Invoice	11/30/2018	1811F...	Fort Cobb Fuel Auth...	931 Pickups	1201 · From m...		4,759.00	-3,333,519.00
Invoice	11/30/2018	1811F...	Fort Cobb Fuel Auth...	931 Trucks	1201 · From m...		501.00	-3,334,020.00
Invoice	11/30/2018	1811F...	Fort Cobb Fuel Auth...	931 Heavy Eq...	1201 · From m...		1,148.00	-3,335,168.00
Invoice	11/30/2018	1811F...	Fort Cobb Fuel Auth...	931 Tools & E...	1201 · From m...		1,243.00	-3,336,411.00
Invoice	11/30/2018	1811F...	Fort Cobb Fuel Auth...	931 Office Eq...	1201 · From m...		1,400.00	-3,337,811.00
Invoice	11/30/2018	1811F...	Fort Cobb Fuel Auth...	931 Meters	1201 · From m...		3,296.00	-3,341,107.00
Invoice	11/30/2018	1811F...	Fort Cobb Fuel Auth...	930 Misc Gen...	1201 · From m...	0.00		-3,341,107.00
Invoice	11/30/2018	1811T...	Navitas TN NG LLC	874 Mains & ...	1201 · From m...		4,960.00	-3,346,067.00
Invoice	11/30/2018	1811T...	Navitas TN NG LLC	887 Maintena...	1201 · From m...		271.00	-3,346,338.00
Invoice	11/30/2018	1811T...	Navitas TN NG LLC	893 Maintena...	1201 · From m...		1,475.00	-3,347,813.00
Invoice	11/30/2018	1811T...	Navitas TN NG LLC	903 Customer...	1201 · From m...		621.00	-3,348,434.00
Invoice	11/30/2018	1811T...	Navitas TN NG LLC	908 Customer...	1201 · From m...		927.00	-3,349,361.00
Invoice	11/30/2018	1811T...	Navitas TN NG LLC	920 Administr...	1201 · From m...		7,946.00	-3,357,307.00
Invoice	11/30/2018	1811T...	Navitas TN NG LLC	921 Office Su...	1201 · From m...		2,882.00	-3,360,189.00
Invoice	11/30/2018	1811T...	Navitas TN NG LLC	923 Outside ...	1201 · From m...		2,745.00	-3,362,934.00
Invoice	11/30/2018	1811T...	Navitas TN NG LLC	924 Insurance	1201 · From m...		1,340.00	-3,364,274.00
Invoice	11/30/2018	1811T...	Navitas TN NG LLC	925 Safety & ...	1201 · From m...		738.00	-3,365,012.00
Invoice	11/30/2018	1811T...	Navitas TN NG LLC	926 Employe...	1201 · From m...		3,260.00	-3,368,272.00
Invoice	11/30/2018	1811T...	Navitas TN NG LLC	931 Rents	1201 · From m...		75.00	-3,368,347.00
Invoice	11/30/2018	1811T...	Navitas TN NG LLC	932 Maintena...	1201 · From m...		32.00	-3,368,379.00
Invoice	11/30/2018	1811T...	Navitas TN NG LLC	931 Pickups	1201 · From m...		487.00	-3,368,866.00

Navitas Utility Corporation
General Ledger
As of December 31, 2018

Type	Date	Num	Name	Memo	Split	Debit	Credit	Balance
Invoice	11/30/2018	1811T...	Navitas TN NG LLC	931 Tools & E...	1201 · From m...		374.00	-3,369,240.00
Invoice	11/30/2018	1811T...	Navitas TN NG LLC	931 Office Eq...	1201 · From m...		422.00	-3,369,662.00
Invoice	11/30/2018	1811T...	Navitas TN NG LLC	931 Meters	1201 · From m...		993.00	-3,370,655.00
Invoice	11/30/2018	1811T...	Navitas TN NG LLC	930 Misc Gen...	1201 · From m...	0.00		-3,370,655.00
Invoice	11/30/2018	1811K...	Navitas KY NG LLC	874 Mains & ...	1201 · From m...		2,445.00	-3,373,100.00
Invoice	11/30/2018	1811K...	Navitas KY NG LLC	887 Maintena...	1201 · From m...		1,000.00	-3,374,100.00
Invoice	11/30/2018	1811K...	Navitas KY NG LLC	893 Maintena...	1201 · From m...		442.00	-3,374,542.00
Invoice	11/30/2018	1811K...	Navitas KY NG LLC	903 Customer...	1201 · From m...		157.00	-3,374,699.00
Invoice	11/30/2018	1811K...	Navitas KY NG LLC	908 Customer...	1201 · From m...		277.00	-3,374,976.00
Invoice	11/30/2018	1811K...	Navitas KY NG LLC	920 Administr...	1201 · From m...		2,378.00	-3,377,354.00
Invoice	11/30/2018	1811K...	Navitas KY NG LLC	921 Office Su...	1201 · From m...		546.00	-3,377,900.00
Invoice	11/30/2018	1811K...	Navitas KY NG LLC	923 Outside ...	1201 · From m...		331.00	-3,378,231.00
Invoice	11/30/2018	1811K...	Navitas KY NG LLC	924 Insurance	1201 · From m...		401.00	-3,378,632.00
Invoice	11/30/2018	1811K...	Navitas KY NG LLC	925 Safety & ...	1201 · From m...		221.00	-3,378,853.00
Invoice	11/30/2018	1811K...	Navitas KY NG LLC	926 Employe...	1201 · From m...		976.00	-3,379,829.00
Invoice	11/30/2018	1811K...	Navitas KY NG LLC	931 Rents	1201 · From m...		23.00	-3,379,852.00
Invoice	11/30/2018	1811K...	Navitas KY NG LLC	932 Maintena...	1201 · From m...		10.00	-3,379,862.00
Invoice	11/30/2018	1811K...	Navitas KY NG LLC	931 Tools & E...	1201 · From m...		112.00	-3,379,974.00
Invoice	11/30/2018	1811K...	Navitas KY NG LLC	931 Office Eq...	1201 · From m...		126.00	-3,380,100.00
Invoice	11/30/2018	1811K...	Navitas KY NG LLC	931 Meters	1201 · From m...		297.00	-3,380,397.00
Invoice	11/30/2018	1811K...	Navitas KY NG LLC	930 Misc Gen...	1201 · From m...	0.00		-3,380,397.00
Invoice	11/30/2018	1811T...	Navitas Utility TX, LLC	874 Mains & ...	1201 · From m...	1.00		-3,380,396.00
Invoice	11/30/2018	1811T...	Navitas Utility TX, LLC	887 Maintena...	1201 · From m...		4,921.00	-3,385,317.00
Invoice	11/30/2018	1811T...	Navitas Utility TX, LLC	893 Maintena...	1201 · From m...		4.00	-3,385,321.00
Invoice	11/30/2018	1811T...	Navitas Utility TX, LLC	903 Customer...	1201 · From m...		1.00	-3,385,322.00
Invoice	11/30/2018	1811T...	Navitas Utility TX, LLC	908 Customer...	1201 · From m...		2.00	-3,385,324.00
Invoice	11/30/2018	1811T...	Navitas Utility TX, LLC	920 Administr...	1201 · From m...		2,000.00	-3,387,324.00
Invoice	11/30/2018	1811T...	Navitas Utility TX, LLC	921 Office Su...	1201 · From m...		4.00	-3,387,328.00
Invoice	11/30/2018	1811T...	Navitas Utility TX, LLC	923 Outside ...	1201 · From m...		3.00	-3,387,331.00
Invoice	11/30/2018	1811T...	Navitas Utility TX, LLC	924 Insurance	1201 · From m...		3.00	-3,387,334.00
Invoice	11/30/2018	1811T...	Navitas Utility TX, LLC	925 Safety & ...	1201 · From m...		2.00	-3,387,336.00
Invoice	11/30/2018	1811T...	Navitas Utility TX, LLC	926 Employe...	1201 · From m...		1,000.00	-3,388,336.00
Invoice	11/30/2018	1811T...	Navitas Utility TX, LLC	930 Misc Gen...	1201 · From m...	0.00		-3,388,336.00
Invoice	11/30/2018	1811T...	Navitas Utility TX, LLC	931 Rents	1201 · From m...	0.00		-3,388,336.00
Invoice	11/30/2018	1811T...	Navitas Utility TX, LLC	932 Maintena...	1201 · From m...	0.00		-3,388,336.00
Invoice	11/30/2018	1811T...	Navitas Utility TX, LLC	931 Tools & E...	1201 · From m...		1.00	-3,388,337.00
Invoice	11/30/2018	1811T...	Navitas Utility TX, LLC	931 Office Eq...	1201 · From m...		1.00	-3,388,338.00
Invoice	11/30/2018	1811T...	Navitas Utility TX, LLC	931 Meters	1201 · From m...		2.00	-3,388,340.00
Invoice	12/31/2018	1812...	Navitas Winstar LLC	874 Mains & ...	1201 · From m...		2,500.00	-3,390,840.00
Invoice	12/31/2018	1812...	Navitas Winstar LLC	887 Maintena...	1201 · From m...		56.00	-3,390,896.00
Invoice	12/31/2018	1812...	Navitas Winstar LLC	893 Maintena...	1201 · From m...		74.00	-3,390,970.00
Invoice	12/31/2018	1812...	Navitas Winstar LLC	903 Customer...	1201 · From m...		19.00	-3,390,989.00
Invoice	12/31/2018	1812...	Navitas Winstar LLC	908 Customer...	1201 · From m...		89.00	-3,391,078.00
Invoice	12/31/2018	1812...	Navitas Winstar LLC	920 Administr...	1201 · From m...		343.00	-3,391,421.00
Invoice	12/31/2018	1812...	Navitas Winstar LLC	921 Office Su...	1201 · From m...		105.00	-3,391,526.00
Invoice	12/31/2018	1812...	Navitas Winstar LLC	923 Outside ...	1201 · From m...		75.00	-3,391,601.00
Invoice	12/31/2018	1812...	Navitas Winstar LLC	924 Insurance	1201 · From m...		56.00	-3,391,657.00
Invoice	12/31/2018	1812...	Navitas Winstar LLC	925 Safety & ...	1201 · From m...		29.00	-3,391,686.00
Invoice	12/31/2018	1812...	Navitas Winstar LLC	926 Employe...	1201 · From m...		135.00	-3,391,821.00

Navitas Utility Corporation
General Ledger
As of December 31, 2018

Type	Date	Num	Name	Memo	Split	Debit	Credit	Balance
Invoice	12/31/2018	1812...	Navitas Winstar LLC	930 Misc Gen...	1201 · From m...	0.00		-3,391,821.00
Invoice	12/31/2018	1812...	Navitas Winstar LLC	931 Heavy Eq...	1201 · From m...		14.00	-3,391,835.00
Invoice	12/31/2018	1812...	Navitas Winstar LLC	931 Meters	1201 · From m...		41.00	-3,391,876.00
Invoice	12/31/2018	1812...	Navitas Winstar LLC	931 Office Eq...	1201 · From m...		18.00	-3,391,894.00
Invoice	12/31/2018	1812...	Navitas Winstar LLC	931 Pickups	1201 · From m...		60.00	-3,391,954.00
Invoice	12/31/2018	1812...	Navitas Winstar LLC	931 Rents	1201 · From m...		6.00	-3,391,960.00
Invoice	12/31/2018	1812...	Navitas Winstar LLC	931 Tools & E...	1201 · From m...		16.00	-3,391,976.00
Invoice	12/31/2018	1812...	Navitas Winstar LLC	931 Trucks	1201 · From m...		6.00	-3,391,982.00
Invoice	12/31/2018	1812...	Navitas Winstar LLC	932 Maintena...	1201 · From m...		2.00	-3,391,984.00
Invoice	12/31/2018	1812N...	Navitas OK3, LLC	874 Mains & ...	1201 · From m...		2,500.00	-3,394,484.00
Invoice	12/31/2018	1812N...	Navitas OK3, LLC	887 Maintena...	1201 · From m...		404.00	-3,394,888.00
Invoice	12/31/2018	1812N...	Navitas OK3, LLC	893 Maintena...	1201 · From m...		533.00	-3,395,421.00
Invoice	12/31/2018	1812N...	Navitas OK3, LLC	894 Maintena...	1201 · From m...		4,111.00	-3,399,532.00
Invoice	12/31/2018	1812N...	Navitas OK3, LLC	903 Customer...	1201 · From m...		134.00	-3,399,666.00
Invoice	12/31/2018	1812N...	Navitas OK3, LLC	908 Customer...	1201 · From m...		639.00	-3,400,305.00
Invoice	12/31/2018	1812N...	Navitas OK3, LLC	920 Administr...	1201 · From m...		2,471.00	-3,402,776.00
Invoice	12/31/2018	1812N...	Navitas OK3, LLC	921 Office Su...	1201 · From m...		753.00	-3,403,529.00
Invoice	12/31/2018	1812N...	Navitas OK3, LLC	923 Outside ...	1201 · From m...		542.00	-3,404,071.00
Invoice	12/31/2018	1812N...	Navitas OK3, LLC	924 Insurance	1201 · From m...		404.00	-3,404,475.00
Invoice	12/31/2018	1812N...	Navitas OK3, LLC	925 Safety & ...	1201 · From m...		206.00	-3,404,681.00
Invoice	12/31/2018	1812N...	Navitas OK3, LLC	926 Employe...	1201 · From m...		975.00	-3,405,656.00
Invoice	12/31/2018	1812N...	Navitas OK3, LLC	931 Rents	1201 · From m...		43.00	-3,405,699.00
Invoice	12/31/2018	1812N...	Navitas OK3, LLC	932 Maintena...	1201 · From m...		16.00	-3,405,715.00
Invoice	12/31/2018	1812N...	Navitas OK3, LLC	931 Pickups	1201 · From m...		429.00	-3,406,144.00
Invoice	12/31/2018	1812N...	Navitas OK3, LLC	931 Trucks	1201 · From m...		45.00	-3,406,189.00
Invoice	12/31/2018	1812N...	Navitas OK3, LLC	931 Heavy Eq...	1201 · From m...		103.00	-3,406,292.00
Invoice	12/31/2018	1812N...	Navitas OK3, LLC	931 Tools & E...	1201 · From m...		112.00	-3,406,404.00
Invoice	12/31/2018	1812N...	Navitas OK3, LLC	931 Office Eq...	1201 · From m...		126.00	-3,406,530.00
Invoice	12/31/2018	1812N...	Navitas OK3, LLC	931 Meters	1201 · From m...		297.00	-3,406,827.00
Invoice	12/31/2018	1812N...	Navitas OK3, LLC	930 Misc Gen...	1201 · From m...	0.00		-3,406,827.00
Invoice	12/31/2018	1812F...	Fort Cobb Fuel Auth...	874 Mains & ...	1201 · From m...		22,612.00	-3,429,439.00
Invoice	12/31/2018	1812F...	Fort Cobb Fuel Auth...	887 Maintena...	1201 · From m...		5,185.00	-3,434,624.00
Invoice	12/31/2018	1812F...	Fort Cobb Fuel Auth...	893 Maintena...	1201 · From m...		6,833.00	-3,441,457.00
Invoice	12/31/2018	1812F...	Fort Cobb Fuel Auth...	903 Customer...	1201 · From m...		1,719.00	-3,443,176.00
Invoice	12/31/2018	1812F...	Fort Cobb Fuel Auth...	908 Customer...	1201 · From m...		8,202.00	-3,451,378.00
Invoice	12/31/2018	1812F...	Fort Cobb Fuel Auth...	920 Administr...	1201 · From m...		31,690.00	-3,483,068.00
Invoice	12/31/2018	1812F...	Fort Cobb Fuel Auth...	921 Office Su...	1201 · From m...		9,664.00	-3,492,732.00
Invoice	12/31/2018	1812F...	Fort Cobb Fuel Auth...	923 Outside ...	1201 · From m...		6,956.00	-3,499,688.00
Invoice	12/31/2018	1812F...	Fort Cobb Fuel Auth...	924 Insurance	1201 · From m...		5,177.00	-3,504,865.00
Invoice	12/31/2018	1812F...	Fort Cobb Fuel Auth...	925 Safety & ...	1201 · From m...		2,644.00	-3,507,509.00
Invoice	12/31/2018	1812F...	Fort Cobb Fuel Auth...	926 Employe...	1201 · From m...		12,503.00	-3,520,012.00
Invoice	12/31/2018	1812F...	Fort Cobb Fuel Auth...	931 Rents	1201 · From m...		556.00	-3,520,568.00
Invoice	12/31/2018	1812F...	Fort Cobb Fuel Auth...	932 Maintena...	1201 · From m...		209.00	-3,520,777.00
Invoice	12/31/2018	1812F...	Fort Cobb Fuel Auth...	931 Pickups	1201 · From m...		5,497.00	-3,526,274.00
Invoice	12/31/2018	1812F...	Fort Cobb Fuel Auth...	931 Trucks	1201 · From m...		579.00	-3,526,853.00
Invoice	12/31/2018	1812F...	Fort Cobb Fuel Auth...	931 Heavy Eq...	1201 · From m...		1,326.00	-3,528,179.00
Invoice	12/31/2018	1812F...	Fort Cobb Fuel Auth...	931 Tools & E...	1201 · From m...		1,435.00	-3,529,614.00
Invoice	12/31/2018	1812F...	Fort Cobb Fuel Auth...	931 Office Eq...	1201 · From m...		1,617.00	-3,531,231.00
Invoice	12/31/2018	1812F...	Fort Cobb Fuel Auth...	931 Meters	1201 · From m...		3,807.00	-3,535,038.00

Navitas Utility Corporation
General Ledger
As of December 31, 2018

Type	Date	Num	Name	Memo	Split	Debit	Credit	Balance
Invoice	12/31/2018	1812F...	Fort Cobb Fuel Auth...	930 Misc Gen...	1201 · From m...			-3,535,038.00
Invoice	12/31/2018	1812F...	Fort Cobb Fuel Auth...	874 Mains & ...	1201 · From m...		19,576.00	-3,554,614.00
Invoice	12/31/2018	1812F...	Fort Cobb Fuel Auth...	887 Maintena...	1201 · From m...		4,489.00	-3,559,103.00
Invoice	12/31/2018	1812F...	Fort Cobb Fuel Auth...	893 Maintena...	1201 · From m...		5,915.00	-3,565,018.00
Invoice	12/31/2018	1812F...	Fort Cobb Fuel Auth...	903 Customer...	1201 · From m...		1,488.00	-3,566,506.00
Invoice	12/31/2018	1812F...	Fort Cobb Fuel Auth...	908 Customer...	1201 · From m...		7,100.00	-3,573,606.00
Invoice	12/31/2018	1812F...	Fort Cobb Fuel Auth...	920 Administr...	1201 · From m...		27,434.00	-3,601,040.00
Invoice	12/31/2018	1812F...	Fort Cobb Fuel Auth...	921 Office Su...	1201 · From m...		8,366.00	-3,609,406.00
Invoice	12/31/2018	1812F...	Fort Cobb Fuel Auth...	923 Outside ...	1201 · From m...		6,022.00	-3,615,428.00
Invoice	12/31/2018	1812F...	Fort Cobb Fuel Auth...	924 Insurance	1201 · From m...		4,482.00	-3,619,910.00
Invoice	12/31/2018	1812F...	Fort Cobb Fuel Auth...	925 Safety & ...	1201 · From m...		2,289.00	-3,622,199.00
Invoice	12/31/2018	1812F...	Fort Cobb Fuel Auth...	926 Employe...	1201 · From m...		10,824.00	-3,633,023.00
Invoice	12/31/2018	1812F...	Fort Cobb Fuel Auth...	931 Rents	1201 · From m...		481.00	-3,633,504.00
Invoice	12/31/2018	1812F...	Fort Cobb Fuel Auth...	932 Maintena...	1201 · From m...		181.00	-3,633,685.00
Invoice	12/31/2018	1812F...	Fort Cobb Fuel Auth...	931 Pickups	1201 · From m...		4,759.00	-3,638,444.00
Invoice	12/31/2018	1812F...	Fort Cobb Fuel Auth...	931 Trucks	1201 · From m...		501.00	-3,638,945.00
Invoice	12/31/2018	1812F...	Fort Cobb Fuel Auth...	931 Heavy Eq...	1201 · From m...		1,148.00	-3,640,093.00
Invoice	12/31/2018	1812F...	Fort Cobb Fuel Auth...	931 Tools & E...	1201 · From m...		1,243.00	-3,641,336.00
Invoice	12/31/2018	1812F...	Fort Cobb Fuel Auth...	931 Office Eq...	1201 · From m...		1,400.00	-3,642,736.00
Invoice	12/31/2018	1812F...	Fort Cobb Fuel Auth...	931 Meters	1201 · From m...		3,296.00	-3,646,032.00
Invoice	12/31/2018	1812F...	Fort Cobb Fuel Auth...	930 Misc Gen...	1201 · From m...	0.00		-3,646,032.00
Invoice	12/31/2018	1812T...	Navitas Utility TX, LLC	874 Mains & ...	1201 · From m...	1.00		-3,646,031.00
Invoice	12/31/2018	1812T...	Navitas Utility TX, LLC	887 Maintena...	1201 · From m...		7,097.00	-3,653,128.00
Invoice	12/31/2018	1812T...	Navitas Utility TX, LLC	893 Maintena...	1201 · From m...		4.00	-3,653,132.00
Invoice	12/31/2018	1812T...	Navitas Utility TX, LLC	903 Customer...	1201 · From m...		1.00	-3,653,133.00
Invoice	12/31/2018	1812T...	Navitas Utility TX, LLC	908 Customer...	1201 · From m...		2.00	-3,653,135.00
Invoice	12/31/2018	1812T...	Navitas Utility TX, LLC	920 Administr...	1201 · From m...		2,000.00	-3,655,135.00
Invoice	12/31/2018	1812T...	Navitas Utility TX, LLC	921 Office Su...	1201 · From m...		4.00	-3,655,139.00
Invoice	12/31/2018	1812T...	Navitas Utility TX, LLC	923 Outside ...	1201 · From m...		3.00	-3,655,142.00
Invoice	12/31/2018	1812T...	Navitas Utility TX, LLC	924 Insurance	1201 · From m...		3.00	-3,655,145.00
Invoice	12/31/2018	1812T...	Navitas Utility TX, LLC	925 Safety & ...	1201 · From m...		2.00	-3,655,147.00
Invoice	12/31/2018	1812T...	Navitas Utility TX, LLC	926 Employe...	1201 · From m...		1,000.00	-3,656,147.00
Invoice	12/31/2018	1812T...	Navitas Utility TX, LLC	930 Misc Gen...	1201 · From m...	0.00		-3,656,147.00
Invoice	12/31/2018	1812T...	Navitas Utility TX, LLC	931 Rents	1201 · From m...	0.00		-3,656,147.00
Invoice	12/31/2018	1812T...	Navitas Utility TX, LLC	932 Maintena...	1201 · From m...	0.00		-3,656,147.00
Invoice	12/31/2018	1812T...	Navitas Utility TX, LLC	931 Tools & E...	1201 · From m...		1.00	-3,656,148.00
Invoice	12/31/2018	1812T...	Navitas Utility TX, LLC	931 Office Eq...	1201 · From m...		1.00	-3,656,149.00
Invoice	12/31/2018	1812T...	Navitas Utility TX, LLC	931 Meters	1201 · From m...		2.00	-3,656,151.00
Invoice	12/31/2018	1812K...	Navitas KY NG LLC	874 Mains & ...	1201 · From m...		2,403.00	-3,658,554.00
Invoice	12/31/2018	1812K...	Navitas KY NG LLC	887 Maintena...	1201 · From m...		1,365.00	-3,659,919.00
Invoice	12/31/2018	1812K...	Navitas KY NG LLC	893 Maintena...	1201 · From m...		533.00	-3,660,452.00
Invoice	12/31/2018	1812K...	Navitas KY NG LLC	903 Customer...	1201 · From m...		96.00	-3,660,548.00
Invoice	12/31/2018	1812K...	Navitas KY NG LLC	908 Customer...	1201 · From m...		277.00	-3,660,825.00
Invoice	12/31/2018	1812K...	Navitas KY NG LLC	920 Administr...	1201 · From m...		2,473.00	-3,663,298.00
Invoice	12/31/2018	1812K...	Navitas KY NG LLC	921 Office Su...	1201 · From m...		550.00	-3,663,848.00
Invoice	12/31/2018	1812K...	Navitas KY NG LLC	923 Outside ...	1201 · From m...		822.00	-3,664,670.00
Invoice	12/31/2018	1812K...	Navitas KY NG LLC	924 Insurance	1201 · From m...		404.00	-3,665,074.00
Invoice	12/31/2018	1812K...	Navitas KY NG LLC	925 Safety & ...	1201 · From m...		206.00	-3,665,280.00
Invoice	12/31/2018	1812K...	Navitas KY NG LLC	926 Employe...	1201 · From m...		976.00	-3,666,256.00

Navitas Utility Corporation
General Ledger
As of December 31, 2018

Type	Date	Num	Name	Memo	Split	Debit	Credit	Balance
Invoice	12/31/2018	1812K...	Navitas KY NG LLC	931 Rents	1201 · From m...		43.00	-3,666,299.00
Invoice	12/31/2018	1812K...	Navitas KY NG LLC	932 Maintena...	1201 · From m...		16.00	-3,666,315.00
Invoice	12/31/2018	1812K...	Navitas KY NG LLC	931 Tools & E...	1201 · From m...		112.00	-3,666,427.00
Invoice	12/31/2018	1812K...	Navitas KY NG LLC	931 Office Eq...	1201 · From m...		126.00	-3,666,553.00
Invoice	12/31/2018	1812K...	Navitas KY NG LLC	931 Meters	1201 · From m...		297.00	-3,666,850.00
Invoice	12/31/2018	1812K...	Navitas KY NG LLC	930 Misc Gen...	1201 · From m...	0.00		-3,666,850.00
Invoice	12/31/2018	1812T...	Navitas TN NG LLC	874 Mains & ...	1201 · From m...		5,953.00	-3,672,803.00
Invoice	12/31/2018	1812T...	Navitas TN NG LLC	887 Maintena...	1201 · From m...		113.00	-3,672,916.00
Invoice	12/31/2018	1812T...	Navitas TN NG LLC	893 Maintena...	1201 · From m...		1,782.00	-3,674,698.00
Invoice	12/31/2018	1812T...	Navitas TN NG LLC	903 Customer...	1201 · From m...		415.00	-3,675,113.00
Invoice	12/31/2018	1812T...	Navitas TN NG LLC	908 Customer...	1201 · From m...		925.00	-3,676,038.00
Invoice	12/31/2018	1812T...	Navitas TN NG LLC	920 Administr...	1201 · From m...		8,262.00	-3,684,300.00
Invoice	12/31/2018	1812T...	Navitas TN NG LLC	921 Office Su...	1201 · From m...		3,244.00	-3,687,544.00
Invoice	12/31/2018	1812T...	Navitas TN NG LLC	923 Outside ...	1201 · From m...		3,193.00	-3,690,737.00
Invoice	12/31/2018	1812T...	Navitas TN NG LLC	924 Insurance	1201 · From m...		1,350.00	-3,692,087.00
Invoice	12/31/2018	1812T...	Navitas TN NG LLC	925 Safety & ...	1201 · From m...		689.00	-3,692,776.00
Invoice	12/31/2018	1812T...	Navitas TN NG LLC	926 Employe...	1201 · From m...		3,260.00	-3,696,036.00
Invoice	12/31/2018	1812T...	Navitas TN NG LLC	931 Rents	1201 · From m...		145.00	-3,696,181.00
Invoice	12/31/2018	1812T...	Navitas TN NG LLC	932 Maintena...	1201 · From m...		55.00	-3,696,236.00
Invoice	12/31/2018	1812T...	Navitas TN NG LLC	931 Pickups	1201 · From m...		487.00	-3,696,723.00
Invoice	12/31/2018	1812T...	Navitas TN NG LLC	931 Tools & E...	1201 · From m...		374.00	-3,697,097.00
Invoice	12/31/2018	1812T...	Navitas TN NG LLC	931 Office Eq...	1201 · From m...		422.00	-3,697,519.00
Invoice	12/31/2018	1812T...	Navitas TN NG LLC	931 Meters	1201 · From m...		993.00	-3,698,512.00
Invoice	12/31/2018	1812T...	Navitas TN NG LLC	930 Misc Gen...	1201 · From m...	0.00		-3,698,512.00
Total 4111 · Service crews						11,235.00	3,709,747.00	-3,698,512.00
4112 · Commodity sales								0.00
Invoice	01/31/2018	1801F...	Fort Cobb Fuel Auth...	804 City Gate...	1201 · From m...		44,116.00	-44,116.00
Invoice	01/31/2018	1801F...	Fort Cobb Fuel Auth...	851 Sys Cont...	1201 · From m...		4,672.00	-48,788.00
Invoice	01/31/2018	1801F...	Fort Cobb Fuel Auth...	800 Well Hea...	1201 · From m...	0.00		-48,788.00
Invoice	01/31/2018	1801F...	Fort Cobb Fuel Auth...	804 City Gate...	1201 · From m...		145,246.00	-194,034.00
Invoice	01/31/2018	1801F...	Fort Cobb Fuel Auth...	851 Sys Cont...	1201 · From m...		15,380.00	-209,414.00
Invoice	01/31/2018	1801N...	Navitas OK3, LLC	804 City Gate...	1201 · From m...		3,981.00	-213,395.00
Invoice	01/31/2018	1801N...	Navitas OK3, LLC	851 Sys Cont...	1201 · From m...		422.00	-213,817.00
Invoice	01/31/2018	1801...	Navitas Winstar LLC	804 City Gate...	1201 · From m...		13,866.00	-227,683.00
Invoice	01/31/2018	1801...	Navitas Winstar LLC	851 Sys Cont...	1201 · From m...		1,472.00	-229,155.00
Invoice	01/31/2018	1801...	Navitas Winstar LLC	855 Other Util...	1201 · From m...		38.00	-229,193.00
Invoice	01/31/2018	1801T...	Navitas TN NG LLC	804 Commodi...	1201 · From m...		15,585.00	-244,778.00
Invoice	01/31/2018	1801T...	Navitas TN NG LLC	804 Commodi...	1201 · From m...		26,857.00	-271,635.00
Invoice	01/31/2018	1801K...	Navitas KY NG LLC	804 City Gate...	1201 · From m...		92,923.00	-364,558.00
Invoice	01/31/2018	1801T...	Navitas Utility TX, LLC	804 City Gate...	1201 · From m...		10,518.00	-375,076.00
Invoice	02/28/2018	1802F...	Fort Cobb Fuel Auth...	804 City Gate...	1201 · From m...		104,413.00	-479,489.00
Invoice	02/28/2018	1802F...	Fort Cobb Fuel Auth...	851 Sys Cont...	1201 · From m...		10,456.00	-489,945.00
Invoice	02/28/2018	1802F...	Fort Cobb Fuel Auth...	800 Well Hea...	1201 · From m...	0.00		-489,945.00
Invoice	02/28/2018	1802F...	Fort Cobb Fuel Auth...	804 City Gate...	1201 · From m...		152,140.00	-642,085.00
Invoice	02/28/2018	1802F...	Fort Cobb Fuel Auth...	851 Sys Cont...	1201 · From m...		15,235.00	-657,320.00
Invoice	02/28/2018	1802N...	Navitas OK3, LLC	804 City Gate...	1201 · From m...		6,154.00	-663,474.00
Invoice	02/28/2018	1802N...	Navitas OK3, LLC	851 Sys Cont...	1201 · From m...		616.00	-664,090.00

Navitas Utility Corporation
General Ledger
As of December 31, 2018

Type	Date	Num	Name	Memo	Split	Debit	Credit	Balance
Invoice	02/28/2018	1802...	Navitas Winstar LLC	804 City Gate...	1201 · From m...		16,308.00	-680,398.00
Invoice	02/28/2018	1802...	Navitas Winstar LLC	851 Sys Cont...	1201 · From m...		1,637.00	-682,035.00
Invoice	02/28/2018	1802...	Navitas Winstar LLC	855 Other Util...	1201 · From m...		38.00	-682,073.00
Invoice	02/28/2018	1802T...	Navitas TN NG LLC	804 Commodi...	1201 · From m...		34,879.00	-716,952.00
Invoice	02/28/2018	1802T...	Navitas TN NG LLC	804 Commodi...	1201 · From m...		31,272.00	-748,224.00
Invoice	02/28/2018	1802K...	Navitas KY NG LLC	804 City Gate...	1201 · From m...		99,743.00	-847,967.00
Invoice	02/28/2018	1802T...	Navitas Utility TX, LLC	804 City Gate...	1201 · From m...		12,691.00	-860,658.00
Invoice	03/31/2018	1803F...	Fort Cobb Fuel Auth...	804 City Gate...	1201 · From m...		76,153.00	-936,811.00
Invoice	03/31/2018	1803F...	Fort Cobb Fuel Auth...	851 Sys Cont...	1201 · From m...		7,603.00	-944,414.00
Invoice	03/31/2018	1803F...	Fort Cobb Fuel Auth...	800 Well Hea...	1201 · From m...	0.00		-944,414.00
Invoice	03/31/2018	1803F...	Fort Cobb Fuel Auth...	804 City Gate...	1201 · From m...		100,406.00	-1,044,820.00
Invoice	03/31/2018	1803F...	Fort Cobb Fuel Auth...	851 Sys Cont...	1201 · From m...		11,022.00	-1,055,842.00
Invoice	03/31/2018	1803N...	Navitas OK3, LLC	804 City Gate...	1201 · From m...		4,576.00	-1,060,418.00
Invoice	03/31/2018	1803N...	Navitas OK3, LLC	851 Sys Cont...	1201 · From m...		457.00	-1,060,875.00
Invoice	03/31/2018	1803...	Navitas Winstar LLC	804 City Gate...	1201 · From m...		25,982.00	-1,086,857.00
Invoice	03/31/2018	1803...	Navitas Winstar LLC	851 Sys Cont...	1201 · From m...		2,598.00	-1,089,455.00
Invoice	03/31/2018	1803...	Navitas Winstar LLC	855 Other Util...	1201 · From m...		38.00	-1,089,493.00
Invoice	03/31/2018	1803T...	Navitas TN NG LLC	804 Commodi...	1201 · From m...		14,034.00	-1,103,527.00
Invoice	03/31/2018	1803T...	Navitas TN NG LLC	804 Commodi...	1201 · From m...		19,853.00	-1,123,380.00
Invoice	03/31/2018	1803K...	Navitas KY NG LLC	804 City Gate...	1201 · From m...		89,066.00	-1,212,446.00
Invoice	03/31/2018	1803T...	Navitas Utility TX, LLC	804 City Gate...	1201 · From m...		12,846.00	-1,225,292.00
Invoice	04/30/2018	1804F...	Fort Cobb Fuel Auth...	804 City Gate...	1201 · From m...		35,912.00	-1,261,204.00
Invoice	04/30/2018	1804F...	Fort Cobb Fuel Auth...	851 Sys Cont...	1201 · From m...		4,579.00	-1,265,783.00
Invoice	04/30/2018	1804F...	Fort Cobb Fuel Auth...	800 Well Hea...	1201 · From m...	0.00		-1,265,783.00
Invoice	04/30/2018	1804F...	Fort Cobb Fuel Auth...	804 City Gate...	1201 · From m...		68,457.00	-1,334,240.00
Invoice	04/30/2018	1804F...	Fort Cobb Fuel Auth...	851 Sys Cont...	1201 · From m...		8,728.00	-1,342,968.00
Invoice	04/30/2018	1804N...	Navitas OK3, LLC	804 City Gate...	1201 · From m...		3,066.00	-1,346,034.00
Invoice	04/30/2018	1804N...	Navitas OK3, LLC	851 Sys Cont...	1201 · From m...		391.00	-1,346,425.00
Invoice	04/30/2018	1804...	Navitas Winstar LLC	804 City Gate...	1201 · From m...		11,184.00	-1,357,609.00
Invoice	04/30/2018	1804...	Navitas Winstar LLC	851 Sys Cont...	1201 · From m...		1,431.00	-1,359,040.00
Invoice	04/30/2018	1804...	Navitas Winstar LLC	855 Other Util...	1201 · From m...		38.00	-1,359,078.00
Invoice	04/30/2018	1804T...	Navitas TN NG LLC	804 Commodi...	1201 · From m...		14,636.00	-1,373,714.00
Invoice	04/30/2018	1804T...	Navitas TN NG LLC	804 Commodi...	1201 · From m...		16,655.00	-1,390,369.00
Invoice	04/30/2018	1804K...	Navitas KY NG LLC	804 City Gate...	1201 · From m...		81,356.00	-1,471,725.00
Invoice	04/30/2018	1804T...	Navitas Utility TX, LLC	804 City Gate...	1201 · From m...		11,961.00	-1,483,686.00
Invoice	05/31/2018	1805K...	Navitas KY NG LLC	804 City Gate...	1201 · From m...		56,036.00	-1,539,722.00
Invoice	05/31/2018	1805T...	Navitas TN NG LLC	804 Commodi...	1201 · From m...		5,338.00	-1,545,060.00
Invoice	05/31/2018	1805T...	Navitas TN NG LLC	804 Commodi...	1201 · From m...		11,883.00	-1,556,943.00
Invoice	05/31/2018	1805...	Navitas Winstar LLC	804 City Gate...	1201 · From m...		20,988.00	-1,577,931.00
Invoice	05/31/2018	1805...	Navitas Winstar LLC	851 Sys Cont...	1201 · From m...		2,566.00	-1,580,497.00
Invoice	05/31/2018	1805...	Navitas Winstar LLC	855 Other Util...	1201 · From m...		38.00	-1,580,535.00
Invoice	05/31/2018	1805T...	Navitas Utility TX, LLC	804 City Gate...	1201 · From m...		12,086.00	-1,592,621.00
Invoice	05/31/2018	1805N...	Navitas OK3, LLC	804 City Gate...	1201 · From m...		4,389.00	-1,597,010.00
Invoice	05/31/2018	1805N...	Navitas OK3, LLC	851 Sys Cont...	1201 · From m...		536.00	-1,597,546.00
Invoice	05/31/2018	1805F...	Fort Cobb Fuel Auth...	800 Well Hea...	1201 · From m...	0.00		-1,597,546.00
Invoice	05/31/2018	1805F...	Fort Cobb Fuel Auth...	804 City Gate...	1201 · From m...		45,637.00	-1,643,183.00
Invoice	05/31/2018	1805F...	Fort Cobb Fuel Auth...	851 Sys Cont...	1201 · From m...		5,571.00	-1,648,754.00
Invoice	05/31/2018	1805F...	Fort Cobb Fuel Auth...	804 City Gate...	1201 · From m...		45,797.00	-1,694,551.00
Invoice	05/31/2018	1805F...	Fort Cobb Fuel Auth...	851 Sys Cont...	1201 · From m...		5,590.00	-1,700,141.00

Navitas Utility Corporation
General Ledger
As of December 31, 2018

Type	Date	Num	Name	Memo	Split	Debit	Credit	Balance
Invoice	06/30/2018	1806F...	Fort Cobb Fuel Auth...	804 City Gate...	1201 · From m...		32,780.00	-1,732,921.00
Invoice	06/30/2018	1806F...	Fort Cobb Fuel Auth...	851 Sys Cont...	1201 · From m...		4,017.00	-1,736,938.00
Invoice	06/30/2018	1806N...	Navitas OK3, LLC	804 City Gate...	1201 · From m...		6,700.00	-1,743,638.00
Invoice	06/30/2018	1806N...	Navitas OK3, LLC	851 Sys Cont...	1201 · From m...		821.00	-1,744,459.00
Invoice	06/30/2018	1806...	Navitas Winstar LLC	804 City Gate...	1201 · From m...		17,182.00	-1,761,641.00
Invoice	06/30/2018	1806...	Navitas Winstar LLC	851 Sys Cont...	1201 · From m...		2,110.00	-1,763,751.00
Invoice	06/30/2018	1806...	Navitas Winstar LLC	855 Other Util...	1201 · From m...		38.00	-1,763,789.00
Invoice	06/30/2018	1806T...	Navitas TN NG LLC	804 Commodi...	1201 · From m...		2,496.00	-1,766,285.00
Invoice	06/30/2018	1806T...	Navitas TN NG LLC	804 Commodi...	1201 · From m...		4,398.00	-1,770,683.00
Invoice	06/30/2018	1806K...	Navitas KY NG LLC	804 City Gate...	1201 · From m...		48,725.00	-1,819,408.00
Invoice	06/30/2018	1806T...	Navitas Utility TX, LLC	804 City Gate...	1201 · From m...		11,187.00	-1,830,595.00
Invoice	06/30/2018	1806F...	Fort Cobb Fuel Auth...	800 Well Hea...	1201 · From m...	0.00		-1,830,595.00
Invoice	06/30/2018	1806F...	Fort Cobb Fuel Auth...	804 City Gate...	1201 · From m...		18,915.00	-1,849,510.00
Invoice	06/30/2018	1806F...	Fort Cobb Fuel Auth...	851 Sys Cont...	1201 · From m...		2,318.00	-1,851,828.00
Invoice	07/31/2018	1807F...	Fort Cobb Fuel Auth...	800 Well Hea...	1201 · From m...	0.00		-1,851,828.00
Invoice	07/31/2018	1807F...	Fort Cobb Fuel Auth...	804 City Gate...	1201 · From m...		15,881.00	-1,867,709.00
Invoice	07/31/2018	1807F...	Fort Cobb Fuel Auth...	851 Sys Cont...	1201 · From m...		1,547.00	-1,869,256.00
Invoice	07/31/2018	1807...	Navitas Winstar LLC	804 City Gate...	1201 · From m...		18,049.00	-1,887,305.00
Invoice	07/31/2018	1807...	Navitas Winstar LLC	851 Sys Cont...	1201 · From m...		1,762.00	-1,889,067.00
Invoice	07/31/2018	1807...	Navitas Winstar LLC	855 Other Util...	1201 · From m...		38.00	-1,889,105.00
Invoice	07/31/2018	1807F...	Fort Cobb Fuel Auth...	804 City Gate...	1201 · From m...		20,390.00	-1,909,495.00
Invoice	07/31/2018	1807F...	Fort Cobb Fuel Auth...	851 Sys Cont...	1201 · From m...		1,987.00	-1,911,482.00
Invoice	07/31/2018	1807N...	Navitas OK3, LLC	804 City Gate...	1201 · From m...		18,284.00	-1,929,766.00
Invoice	07/31/2018	1807N...	Navitas OK3, LLC	851 Sys Cont...	1201 · From m...		1,781.00	-1,931,547.00
Invoice	07/31/2018	1807K...	Navitas KY NG LLC	804 City Gate...	1201 · From m...		41,817.00	-1,973,364.00
Invoice	07/31/2018	1807T...	Navitas TN NG LLC	804 Commodi...	1201 · From m...		1,603.52	-1,974,967.52
Invoice	07/31/2018	1807T...	Navitas TN NG LLC	804 Commodi...	1201 · From m...		3,677.10	-1,978,644.62
Invoice	07/31/2018	1807T...	Navitas Utility TX, LLC	804 City Gate...	1201 · From m...		11,840.00	-1,990,484.62
Invoice	08/31/2018	1808...	Navitas Winstar LLC	804 City Gate...	1201 · From m...		15,518.00	-2,006,002.62
Invoice	08/31/2018	1808...	Navitas Winstar LLC	851 Sys Cont...	1201 · From m...		1,435.00	-2,007,437.62
Invoice	08/31/2018	1808...	Navitas Winstar LLC	855 Other Util...	1201 · From m...		38.00	-2,007,475.62
Invoice	08/31/2018	1808N...	Navitas OK3, LLC	804 City Gate...	1201 · From m...		45,367.00	-2,052,842.62
Invoice	08/31/2018	1808N...	Navitas OK3, LLC	851 Sys Cont...	1201 · From m...		4,184.00	-2,057,026.62
Invoice	08/31/2018	1808F...	Fort Cobb Fuel Auth...	800 Well Hea...	1201 · From m...	0.00		-2,057,026.62
Invoice	08/31/2018	1808F...	Fort Cobb Fuel Auth...	804 City Gate...	1201 · From m...		20,056.00	-2,077,082.62
Invoice	08/31/2018	1808F...	Fort Cobb Fuel Auth...	851 Sys Cont...	1201 · From m...		1,850.00	-2,078,932.62
Invoice	08/31/2018	1808F...	Fort Cobb Fuel Auth...	804 City Gate...	1201 · From m...		33,653.00	-2,112,585.62
Invoice	08/31/2018	1808F...	Fort Cobb Fuel Auth...	851 Sys Cont...	1201 · From m...		3,104.00	-2,115,689.62
Invoice	08/31/2018	1808T...	Navitas TN NG LLC	804 Commodi...	1201 · From m...		1,820.00	-2,117,509.62
Invoice	08/31/2018	1808T...	Navitas TN NG LLC	804 Commodi...	1201 · From m...		3,677.10	-2,121,186.72
Invoice	08/31/2018	1808K...	Navitas KY NG LLC	804 City Gate...	1201 · From m...		46,060.92	-2,167,247.64
Invoice	08/31/2018	1808T...	Navitas Utility TX, LLC	804 City Gate...	1201 · From m...		13,396.00	-2,180,643.64
Invoice	09/30/2018	1809...	Navitas Winstar LLC	804 City Gate...	1201 · From m...		15,342.00	-2,195,985.64
Invoice	09/30/2018	1809...	Navitas Winstar LLC	851 Sys Cont...	1201 · From m...		1,536.00	-2,197,521.64
Invoice	09/30/2018	1809...	Navitas Winstar LLC	855 Other Util...	1201 · From m...		37.00	-2,197,558.64
Invoice	09/30/2018	1809N...	Navitas OK3, LLC	804 City Gate...	1201 · From m...		42,531.00	-2,240,089.64
Invoice	09/30/2018	1809N...	Navitas OK3, LLC	851 Sys Cont...	1201 · From m...		4,248.00	-2,244,337.64
Invoice	09/30/2018	1809F...	Fort Cobb Fuel Auth...	800 Well Hea...	1201 · From m...	0.00		-2,244,337.64
Invoice	09/30/2018	1809F...	Fort Cobb Fuel Auth...	804 City Gate...	1201 · From m...		18,587.00	-2,262,924.64

Navitas Utility Corporation
General Ledger
As of December 31, 2018

Type	Date	Num	Name	Memo	Split	Debit	Credit	Balance
Invoice	09/30/2018	1809F...	Fort Cobb Fuel Auth...	851 Sys Cont...	1201 · From m...		1,856.00	-2,264,780.64
Invoice	09/30/2018	1809F...	Fort Cobb Fuel Auth...	804 City Gate...	1201 · From m...		27,116.00	-2,291,896.64
Invoice	09/30/2018	1809F...	Fort Cobb Fuel Auth...	851 Sys Cont...	1201 · From m...		2,708.00	-2,294,604.64
Invoice	09/30/2018	1809T...	Navitas TN NG LLC	804 Commodi...	1201 · From m...		2,153.31	-2,296,757.95
Invoice	09/30/2018	1809T...	Navitas TN NG LLC	804 Commodi...	1201 · From m...		3,534.30	-2,300,292.25
Invoice	09/30/2018	1809K...	Navitas KY NG LLC	804 City Gate...	1201 · From m...		43,407.50	-2,343,699.75
Invoice	09/30/2018	1809T...	Navitas Utility TX, LLC	804 City Gate...	1201 · From m...		13,396.00	-2,357,095.75
Invoice	10/31/2018	1810...	Navitas Winstar LLC	804 City Gate...	1201 · From m...		19,906.00	-2,377,001.75
Invoice	10/31/2018	1810...	Navitas Winstar LLC	851 Sys Cont...	1201 · From m...		1,478.00	-2,378,479.75
Invoice	10/31/2018	1810...	Navitas Winstar LLC	855 Other Util...	1201 · From m...		37.00	-2,378,516.75
Invoice	10/31/2018	1810N...	Navitas OK3, LLC	804 City Gate...	1201 · From m...		9,926.00	-2,388,442.75
Invoice	10/31/2018	1810N...	Navitas OK3, LLC	851 Sys Cont...	1201 · From m...		736.00	-2,389,178.75
Invoice	10/31/2018	1810F...	Fort Cobb Fuel Auth...	800 Well Hea...	1201 · From m...	0.00		-2,389,178.75
Invoice	10/31/2018	1810F...	Fort Cobb Fuel Auth...	804 City Gate...	1201 · From m...		22,343.00	-2,411,521.75
Invoice	10/31/2018	1810F...	Fort Cobb Fuel Auth...	851 Sys Cont...	1201 · From m...		1,656.00	-2,413,177.75
Invoice	10/31/2018	1810F...	Fort Cobb Fuel Auth...	804 City Gate...	1201 · From m...		34,413.00	-2,447,590.75
Invoice	10/31/2018	1810F...	Fort Cobb Fuel Auth...	851 Sys Cont...	1201 · From m...		2,551.00	-2,450,141.75
Invoice	10/31/2018	1810T...	Navitas Utility TX, LLC	804 City Gate...	1201 · From m...		13,396.00	-2,463,537.75
Invoice	10/31/2018	1810K...	Navitas KY NG LLC	804 City Gate...	1201 · From m...		29,130.00	-2,492,667.75
Invoice	10/31/2018	1810T...	Navitas TN NG LLC	804 Commodi...	1201 · From m...		15,874.00	-2,508,541.75
Invoice	10/31/2018	1810T...	Navitas TN NG LLC	804 Commodi...	1201 · From m...		3,365.00	-2,511,906.75
Invoice	11/30/2018	1811...	Navitas Winstar LLC	804 City Gate...	1201 · From m...		15,322.00	-2,527,228.75
Invoice	11/30/2018	1811...	Navitas Winstar LLC	851 Sys Cont...	1201 · From m...		1,780.00	-2,529,008.75
Invoice	11/30/2018	1811...	Navitas Winstar LLC	855 Other Util...	1201 · From m...		38.00	-2,529,046.75
Invoice	11/30/2018	1811N...	Navitas OK3, LLC	804 City Gate...	1201 · From m...		987.00	-2,530,033.75
Invoice	11/30/2018	1811N...	Navitas OK3, LLC	851 Sys Cont...	1201 · From m...		114.00	-2,530,147.75
Invoice	11/30/2018	1811F...	Fort Cobb Fuel Auth...	800 Well Hea...	1201 · From m...	0.00		-2,530,147.75
Invoice	11/30/2018	1811F...	Fort Cobb Fuel Auth...	804 City Gate...	1201 · From m...		41,568.00	-2,571,715.75
Invoice	11/30/2018	1811F...	Fort Cobb Fuel Auth...	851 Sys Cont...	1201 · From m...		4,817.00	-2,576,532.75
Invoice	11/30/2018	1811F...	Fort Cobb Fuel Auth...	804 City Gate...	1201 · From m...		26,073.00	-2,602,605.75
Invoice	11/30/2018	1811F...	Fort Cobb Fuel Auth...	851 Sys Cont...	1201 · From m...		3,021.00	-2,605,626.75
Invoice	11/30/2018	1811T...	Navitas TN NG LLC	804 Commodi...	1201 · From m...		17,100.23	-2,622,726.98
Invoice	11/30/2018	1811T...	Navitas TN NG LLC	804 Commodi...	1201 · From m...		7,699.93	-2,630,426.91
Invoice	11/30/2018	1811K...	Navitas KY NG LLC	804 City Gate...	1201 · From m...		47,198.04	-2,677,624.95
Invoice	11/30/2018	1811T...	Navitas Utility TX, LLC	804 City Gate...	1201 · From m...		12,016.00	-2,689,640.95
Invoice	12/31/2018	1812...	Navitas Winstar LLC	804 City Gate...	1201 · From m...		17,780.00	-2,707,420.95
Invoice	12/31/2018	1812...	Navitas Winstar LLC	851 Sys Cont...	1201 · From m...		1,576.00	-2,708,996.95
Invoice	12/31/2018	1812...	Navitas Winstar LLC	855 Other Util...	1201 · From m...		38.00	-2,709,034.95
Invoice	12/31/2018	1812N...	Navitas OK3, LLC	804 City Gate...	1201 · From m...		2,969.00	-2,712,003.95
Invoice	12/31/2018	1812N...	Navitas OK3, LLC	851 Sys Cont...	1201 · From m...		263.00	-2,712,266.95
Invoice	12/31/2018	1812F...	Fort Cobb Fuel Auth...	800 Well Hea...	1201 · From m...		13,046.00	-2,725,312.95
Invoice	12/31/2018	1812F...	Fort Cobb Fuel Auth...	804 City Gate...	1201 · From m...		114,664.00	-2,839,976.95
Invoice	12/31/2018	1812F...	Fort Cobb Fuel Auth...	851 Sys Cont...	1201 · From m...		11,297.00	-2,851,273.95
Invoice	12/31/2018	1812F...	Fort Cobb Fuel Auth...	804 City Gate...	1201 · From m...		99,094.00	-2,950,367.95
Invoice	12/31/2018	1812F...	Fort Cobb Fuel Auth...	851 Sys Cont...	1201 · From m...		8,765.00	-2,959,132.95
Invoice	12/31/2018	1812T...	Navitas Utility TX, LLC	804 City Gate...	1201 · From m...		12,016.00	-2,971,148.95
Invoice	12/31/2018	1812K...	Navitas KY NG LLC	804 City Gate...	1201 · From m...		86,413.31	-3,057,562.26

Navitas Utility Corporation
General Ledger
As of December 31, 2018

Type	Date	Num	Name	Memo	Split	Debit	Credit	Balance
Invoice	12/31/2018	1812T...	Navitas TN NG LLC	804 Commodi...	1201 · From m...		20,599.01	-3,078,161.27
Invoice	12/31/2018	1812T...	Navitas TN NG LLC	804 Commodi...	1201 · From m...		19,282.32	-3,097,443.59
Total 4112 · Commodity sales						0.00	3,097,443.59	-3,097,443.59
4113 · Asset billing								0.00
Total 4113 · Asset billing								0.00
4114 · Construction crews								0.00
Invoice	04/09/2018	180409	Klent Lasley	Trenching	1251 · Other		1,336.30	-1,336.30
Total 4114 · Construction crews						0.00	1,336.30	-1,336.30
4100 · Revenue - Other								0.00
Credit	05/11/2018	Divide...	Equity Exchange	Dividend	2221 · Vendors		21.62	-21.62
Total 4100 · Revenue - Other						0.00	21.62	-21.62
Total 4100 · Revenue						11,235.00	6,808,548.51	-6,797,313.51
400 · Operating revenue - Other								0.00
Total 400 · Operating revenue - Other								0.00
Total 400 · Operating revenue						11,235.00	6,808,548.51	-6,797,313.51
Cost of Goods Sold								0.00
5001 · Commodity marketing & transport								0.00
Total 5001 · Commodity marketing & transport								0.00
800 · Well Head Purchases								0.00
800.15 · Well Head Purchases OK								0.00
Bill	11/26/2018	181126	Kenneth Lowe	MCF from Nic...	2221 · Vendors	13,046.00		13,046.00
Total 800.15 · Well Head Purchases OK						13,046.00	0.00	13,046.00
800 · Well Head Purchases - Other								0.00
Total 800 · Well Head Purchases - Other								0.00
Total 800 · Well Head Purchases						13,046.00	0.00	13,046.00

Navitas Utility Corporation
General Ledger
As of December 31, 2018

Type	Date	Num	Name	Memo	Split	Debit	Credit	Balance
804 · City Gate Purchases								0.00
804.15 · City Gate Purchases KY								0.00
Bill	01/09/2018	147	Petrol Energy, LLC	ETGP Decem...	2221 · Vendors	67,484.42		67,484.42
Bill	01/12/2018	17120...	Enbridge/Spectra E...	December 20...	2221 · Vendors	1,675.67		69,160.09
Bill	01/31/2018	332	B & W Pipeline	B & W Pipelin...	2221 · Vendors	13,897.67		83,057.76
Bill	01/31/2018	333	B & W Pipeline	B & W Pipelin...	2221 · Vendors	1,285.09		84,342.85
Bill	01/31/2018	39	Sparta Energy	FWM Product...	2221 · Vendors	18,218.53		102,561.38
Bill	02/06/2018	149	Petrol Energy, LLC	ETGP Januar...	2221 · Vendors	99,545.36		202,106.74
Bill	02/13/2018	18010...	Enbridge/Spectra E...	January 2018 ...	2221 · Vendors	1,675.08		203,781.82
Bill	02/28/2018	40	Sparta Energy	FWM Product...	2221 · Vendors	16,342.48		220,124.30
Bill	02/28/2018	337	B & W Pipeline	B & W Pipelin...	2221 · Vendors	13,897.67		234,021.97
Bill	02/28/2018	340	B & W Pipeline	B & W Pipelin...	2221 · Vendors	602.64		234,624.61
Bill	03/06/2018	151	Petrol Energy, LLC	ETGP Februa...	2221 · Vendors	70,585.25		305,209.86
Bill	03/13/2018	18020...	Enbridge/Spectra E...	February 201...	2221 · Vendors	1,671.98		306,881.84
Bill	03/31/2018	344	B & W Pipeline	B & W Pipelin...	2221 · Vendors	13,897.67		320,779.51
Bill	03/31/2018	345	B & W Pipeline	B & W Pipelin...	2221 · Vendors	1,599.66		322,379.17
Bill	03/31/2018	42	Sparta Energy	FWM Product...	2221 · Vendors	15,311.60		337,690.77
Bill	04/01/2018	44	Sparta Energy	FWM Product...	2221 · Vendors	3,320.24		341,011.01
Bill	04/01/2018	45	Sparta Energy	FWM Product...	2221 · Vendors	282.80		341,293.81
Bill	04/09/2018	154	Petrol Energy, LLC	ETGP March ...	2221 · Vendors	63,511.76		404,805.57
Bill	04/12/2018	18030...	Enbridge/Spectra E...	March 2018 tr...	2221 · Vendors	1,671.37		406,476.94
Bill	04/30/2018	46	Sparta Energy	FWM Product...	2221 · Vendors	16,574.40		423,051.34
Bill	04/30/2018	349	B & W Pipeline	B & W Pipelin...	2221 · Vendors	13,897.67		436,949.01
Bill	04/30/2018	350	B & W Pipeline	B & W Pipelin...	2221 · Vendors	325.35		437,274.36
Bill	05/09/2018	155	Petrol Energy, LLC	ETGP April 2...	2221 · Vendors	25,302.45		462,576.81
Bill	05/11/2018	1804 ...	Enbridge/Spectra E...	April 2018 tra...	2221 · Vendors	1,673.53		464,250.34
Bill	05/31/2018	354	B & W Pipeline	B & W Pipelin...	2221 · Vendors	13,897.67		478,148.01
Bill	05/31/2018	355	B & W Pipeline	B & W Pipelin...	2221 · Vendors	179.31		478,327.32
Bill	05/31/2018	48	Sparta Energy	FWM Product...	2221 · Vendors	17,047.50		495,374.82
Bill	06/13/2018	1805 ...	Enbridge/Spectra E...	May 2018 tra...	2221 · Vendors	1,680.61		497,055.43
Bill	06/15/2018	159	Petrol Energy, LLC	ETGP May 20...	2221 · Vendors	18,415.05		515,470.48
Bill	06/30/2018	358	B & W Pipeline	B & W Pipelin...	2221 · Vendors	13,897.67		529,368.15
Bill	06/30/2018	359	B & W Pipeline	B & W Pipelin...	2221 · Vendors	62.54		529,430.69
Bill	06/30/2018	49	Sparta Energy	FWM Product...	2221 · Vendors	19,265.45		548,696.14
Bill	07/06/2018	160	Petrol Energy, LLC	ETGP Jun.18 ...	2221 · Vendors	8,512.53		557,208.67
Bill	07/13/2018	1806 ...	Enbridge/Spectra E...	Jun 2018 tran...	2221 · Vendors	1,682.15		558,890.82
Bill	07/31/2018	361	B & W Pipeline	B & W Pipelin...	2221 · Vendors	13,897.67		572,788.49
Bill	07/31/2018	362	B & W Pipeline	B & W Pipelin...	2221 · Vendors	122.62		572,911.11
Bill	08/09/2018	163	Petrol Energy, LLC	ETGP 07/18 ...	2221 · Vendors	12,988.29		585,899.40
Bill	08/13/2018	1807 ...	Enbridge/Spectra E...	07/18 tranport...	2221 · Vendors	1,680.78		587,580.18
Bill	08/21/2018	51	Sparta Energy	FWM Product...	2221 · Vendors	19,191.56		606,771.74
Bill	08/31/2018	365	B & W Pipeline	B & W Pipelin...	2221 · Vendors	13,897.67		620,669.41
Bill	08/31/2018	363	B & W Pipeline	B & W Pipelin...	2221 · Vendors	369.41		621,038.82
Bill	08/31/2018	52	Sparta Energy	FWM Product...	2221 · Vendors	23,705.82		644,744.64
Bill	09/11/2018	164	Petrol Energy, LLC	ETGP 08/18 ...	2221 · Vendors	5,915.12		650,659.76
Bill	09/14/2018	1808 ...	Enbridge/Spectra E...	08/18 tranport...	2221 · Vendors	1,672.79		652,332.55
Bill	09/30/2018	369	B & W Pipeline	B & W Pipelin...	2221 · Vendors	13,897.67		666,230.22
Bill	09/30/2018	53	Sparta Energy	FWM Product...	2221 · Vendors	21,839.42		688,069.64
Bill	09/30/2018	370	B & W Pipeline	B & W Pipelin...	2221 · Vendors	125.40		688,195.04

Navitas Utility Corporation
General Ledger
As of December 31, 2018

Type	Date	Num	Name	Memo	Split	Debit	Credit	Balance
Bill	10/10/2018	166	Petrol Energy, LLC	ETGP 09/18 ...	2221 · Vendors	7,469.75		695,664.79
Bill	10/11/2018	1809 ...	Enbridge/Spectra E...	09/18 tranport...	2221 · Vendors	1,672.05		697,336.84
Credit	10/18/2018	181018	B & W Pipeline	B & W Pipelin...	2221 · Vendors		25.00	697,311.84
Bill	10/31/2018	374	B & W Pipeline	B & W Pipelin...	2221 · Vendors	262.50		697,574.34
Bill	10/31/2018	373	B & W Pipeline	B & W Pipelin...	2221 · Vendors	13,897.67		711,472.01
Bill	10/31/2018	54	Sparta Energy	FWM Product...	2221 · Vendors	23,271.06		734,743.07
Bill	11/13/2018	1810 ...	Enbridge/Spectra E...	10/18 tranport...	2221 · Vendors	1,672.53		736,415.60
Bill	11/21/2018	168	Petrol Energy, LLC	ETGP 10/18 ...	2221 · Vendors	25,190.60		761,606.20
Bill	11/30/2018	377	B & W Pipeline	B & W Pipelin...	2221 · Vendors	13,897.67		775,503.87
Bill	11/30/2018	376	B & W Pipeline	B & W Pipelin...	2221 · Vendors	569.06		776,072.93
Bill	11/30/2018	55	Sparta Energy	FWM Product...	2221 · Vendors	23,780.63		799,853.56
Bill	12/10/2018	170	Petrol Energy, LLC	ETGP 11/18 ...	2221 · Vendors	67,080.09		866,933.65
Bill	12/13/2018	1811 ...	Enbridge/Spectra E...	11/18 tranport...	2221 · Vendors	1,683.03		868,616.68
Bill	12/31/2018	382	B & W Pipeline	B & W Pipelin...	2221 · Vendors	763.78		869,380.46
Bill	12/31/2018	381	B & W Pipeline	B & W Pipelin...	2221 · Vendors	13,897.67		883,278.13
Bill	12/31/2018	56	Sparta Energy	Sparta FWN ...	2221 · Vendors	31,806.72		915,084.85
Total 804.15 · City Gate Purchases KY						915,109.85	25.00	915,084.85
804.16 · City Gate Purchases TN								0.00
Bill	01/10/2018	133470	Delgasco, Inc.	December 20...	2221 · Vendors	26,856.95		26,856.95
Bill	02/12/2018	133770	Delgasco, Inc.	January 2018 ...	2221 · Vendors	31,272.40		58,129.35
Bill	03/13/2018	134066	Delgasco, Inc.	February 201...	2221 · Vendors	19,852.56		77,981.91
Bill	04/12/2018	134362	Delgasco, Inc.	March 2018 I...	2221 · Vendors	16,654.87		94,636.78
Bill	05/08/2018	134658	Delgasco, Inc.	April 2018 Inv...	2221 · Vendors	11,883.48		106,520.26
Bill	06/12/2018	134955	Delgasco, Inc.	May 2018 Inv...	2221 · Vendors	4,398.10		110,918.36
Bill	07/11/2018	135250	Delgasco, Inc.	June 2018 Inv...	2221 · Vendors	3,677.10		114,595.46
Bill	08/13/2018	135543	Delgasco, Inc.	July 2018 Inv...	2221 · Vendors	3,685.50		118,280.96
Bill	09/12/2018	135833	Delgasco, Inc.	August 2018 I...	2221 · Vendors	3,534.30		121,815.26
Bill	10/10/2018	136123	Delgasco, Inc.	Sep 2018 Inv...	2221 · Vendors	3,365.02		125,180.28
Bill	11/12/2018	136412	Delgasco, Inc.	Oct 2018 Invo...	2221 · Vendors	7,699.93		132,880.21
Bill	12/11/2018	136701	Delgasco, Inc.	Nov 2018 Inv...	2221 · Vendors	19,282.32		152,162.53
Total 804.16 · City Gate Purchases TN						152,162.53	0.00	152,162.53

Navitas Utility Corporation
General Ledger
As of December 31, 2018

Type	Date	Num	Name	Memo	Split	Debit	Credit	Balance
804.28 · City Gate Purchases TX								0.00
Bill	01/03/2018	TR-53...	Enable Gas Transmi...	Transportatio...	2221 · Vendors	8,175.28		8,175.28
Bill	01/09/2018	147	Petrol Energy, LLC	TexAmerica ...	2221 · Vendors	2,405.48		10,580.76
Credit	01/26/2018	TR-53...	Enable Gas Transmi...	Gas for TexA...	2221 · Vendors		63.18	10,517.58
Bill	02/05/2018	TR-53...	Enable Gas Transmi...	Transportatio...	2221 · Vendors	8,177.99		18,695.57
Bill	02/06/2018	149	Petrol Energy, LLC	TexAmerica ...	2221 · Vendors	4,336.80		23,032.37
Bill	02/27/2018	TR-53...	Enable Gas Transmi...	Gas for TexA...	2221 · Vendors	176.68		23,209.05
Bill	03/05/2018	TR-53...	Enable Gas Transmi...	Transportatio...	2221 · Vendors	8,180.86		31,389.91
Bill	03/06/2018	151	Petrol Energy, LLC	TexAmerica ...	2221 · Vendors	4,518.20		35,908.11
Bill	03/26/2018	TR-53...	Enable Gas Transmi...	Gas for TexA...	2221 · Vendors	146.57		36,054.68
Bill	04/03/2018	TR-53...	Enable Gas Transmi...	Transportatio...	2221 · Vendors	8,179.77		44,234.45
Bill	04/09/2018	154	Petrol Energy, LLC	Navitas Enabl...	2221 · Vendors	3,390.00		47,624.45
Bill	04/25/2018	TR-53...	Enable Gas Transmi...	Gas for TexA...	2221 · Vendors	391.23		48,015.68
Bill	05/03/2018	TR-53...	Enable Gas Transmi...	Gas for TexA...	2221 · Vendors	8,179.75		56,195.43
Bill	05/09/2018	155	Petrol Energy, LLC	Navitas Enabl...	2221 · Vendors	3,906.00		60,101.43
Bill	05/24/2018	TR-53...	Enable Gas Transmi...	Gas for TexA...	2221 · Vendors	164.31		60,265.74
Bill	06/05/2018	TR-53...	Enable Gas Transmi...	Gas for TexA...	2221 · Vendors	8,177.66		68,443.40
Bill	06/15/2018	159	Petrol Energy, LLC	Navitas Enabl...	2221 · Vendors	3,008.85		71,452.25
Bill	06/26/2018	TR-53...	Enable Gas Transmi...	Gas for TexA...	2221 · Vendors	188.56		71,640.81
Bill	07/06/2018	160	Petrol Energy, LLC	Navitas Enabl...	2221 · Vendors	3,660.86		75,301.67
Bill	07/10/2018	TR-53...	Enable Gas Transmi...	Gas for TexA...	2221 · Vendors	8,178.67		83,480.34
Bill	07/12/2018	TR-53...	Enable Gas Transmi...	Gas for TexA...	2221 · Vendors	0.28		83,480.62
Bill	07/26/2018	TR-53...	Enable Gas Transmi...	Gas for TexA...	2221 · Vendors	101.67		83,582.29
Bill	08/03/2018	TR-53...	Enable Gas Transmi...	Gas for TexA...	2221 · Vendors	8,179.06		91,761.35
Bill	08/09/2018	163	Petrol Energy, LLC	Navitas Enabl...	2221 · Vendors	5,217.00		96,978.35
Credit	08/27/2018	TR-53...	Enable Gas Transmi...	Gas for TexA...	2221 · Vendors		826.75	96,151.60
Bill	09/05/2018	TR-53...	Enable Gas Transmi...	Gas for TexA...	2221 · Vendors	8,179.01		104,330.61
Bill	09/11/2018	164	Petrol Energy, LLC	Navitas Enabl...	2221 · Vendors	4,201.20		108,531.81
Bill	10/03/2018	TR-53...	Enable Gas Transmi...	Gas for TexA...	2221 · Vendors	8,175.26		116,707.07
Bill	10/10/2018	166	Petrol Energy, LLC	Navitas Enabl...	2221 · Vendors	1,750.13		118,457.20
Bill	11/05/2018	TR-53...	Enable Gas Transmi...	Gas for TexA...	2221 · Vendors	8,177.12		126,634.32
Bill	11/21/2018	168	Petrol Energy, LLC	CEGT Navita...	2221 · Vendors	3,838.50		130,472.82
Bill	12/04/2018	TR-53...	Enable Gas Transmi...	Gas for TexA...	2221 · Vendors	8,175.96		138,648.78
Bill	12/10/2018	170	Petrol Energy, LLC	CEGT Navita...	2221 · Vendors	4,338.00		142,986.78
Total 804.28 · City Gate Purchases TX						143,876.71	889.93	142,986.78

Navitas Utility Corporation
General Ledger
As of December 31, 2018

Type	Date	Num	Name	Memo	Split	Debit	Credit	Balance
804.46 · City Gate Purchases OK								0.00
Bill	01/04/2018	TR-53...	Enable Gas Transmi...	Transportatio...	2221 · Vendors	1,894.82		1,894.82
Bill	01/04/2018	180108	CenterPoint Energy	December us...	2221 · Vendors	69.12		1,963.94
Bill	01/05/2018	01180...	Natural Gas Pipeline...	Firm Transpor...	2221 · Vendors	495.16		2,459.10
Bill	01/06/2018	70-TN...	Southern Star Centr...	December 20...	2221 · Vendors	11,524.28		13,983.38
Bill	01/09/2018	147	Petrol Energy, LLC	Thackerville S...	2221 · Vendors	18,368.35		32,351.73
Bill	01/10/2018	TR-57...	Enable Oklahoma In...	December 20...	2221 · Vendors	3,524.60		35,876.33
Bill	01/10/2018	TR-57...	Enable Oklahoma In...	December 20...	2221 · Vendors	5,033.80		40,910.13
Bill	01/11/2018	10089...	Clearwater Enterpris...	Financial mon...	2221 · Vendors	21,595.60		62,505.73
Bill	01/12/2018	10089...	Clearwater Enterpris...	Financial mon...	2221 · Vendors	136,869.23		199,374.96
Bill	01/15/2018	18012...	Oklahoma Natural G...	ONG Transpo...	2221 · Vendors	266.10		199,641.06
Bill	01/15/2018	18012...	Oklahoma Natural G...	ONG Transpo...	2221 · Vendors	545.35		200,186.41
Bill	01/15/2018	18012...	Oklahoma Natural G...	ONG Transpo...	2221 · Vendors	282.10		200,468.51
Bill	01/15/2018	18012...	Oklahoma Natural G...	ONG Transpo...	2221 · Vendors	165.03		200,633.54
Bill	01/15/2018	18012...	Oklahoma Natural G...	ONG Transpo...	2221 · Vendors	1,793.22		202,426.76
Bill	01/15/2018	18012...	Oklahoma Natural G...	ONG Transpo...	2221 · Vendors	697.38		203,124.14
Bill	01/15/2018	18012...	Oklahoma Natural G...	ONG Transpo...	2221 · Vendors	450.39		203,574.53
Bill	01/25/2018	30177...	CenterPoint Energy ...	Dec 2017 Us...	2221 · Vendors	2,368.05		205,942.58
Bill	01/25/2018	30177...	CenterPoint Energy ...	Transportatio...	2221 · Vendors	117.23		206,059.81
Bill	02/01/2018	180205	CenterPoint Energy	January usag...	2221 · Vendors	911.08		206,970.89
Bill	02/05/2018	TR-53...	Enable Gas Transmi...	Transportatio...	2221 · Vendors	1,900.44		208,871.33
Bill	02/06/2018	149	Petrol Energy, LLC	Thackerville S...	2221 · Vendors	18,595.65		227,466.98
Bill	02/06/2018	70-TN...	Southern Star Centr...	January 2018 ...	2221 · Vendors	11,982.42		239,449.40
Bill	02/06/2018	02180...	Natural Gas Pipeline...	Firm Transpor...	2221 · Vendors	495.45		239,944.85
Bill	02/09/2018	TR-57...	Enable Oklahoma In...	January 2017 ...	2221 · Vendors	3,340.20		243,285.05
Bill	02/09/2018	TR-57...	Enable Oklahoma In...	January 2017 ...	2221 · Vendors	4,202.60		247,487.65
Bill	02/13/2018	10089...	Clearwater Enterpris...	Financial mon...	2221 · Vendors	25,014.31		272,501.96
Bill	02/14/2018	10089...	Clearwater Enterpris...	Financial mon...	2221 · Vendors	204,838.51		477,340.47
Bill	02/14/2018	18022...	Oklahoma Natural G...	ONG Transpo...	2221 · Vendors	2,042.30		479,382.77
Bill	02/14/2018	18022...	Oklahoma Natural G...	ONG Transpo...	2221 · Vendors	166.92		479,549.69
Bill	02/14/2018	18022...	Oklahoma Natural G...	ONG Transpo...	2221 · Vendors	331.96		479,881.65
Bill	02/14/2018	18022...	Oklahoma Natural G...	ONG Transpo...	2221 · Vendors	549.35		480,431.00
Bill	02/14/2018	18022...	Oklahoma Natural G...	ONG Transpo...	2221 · Vendors	454.21		480,885.21
Bill	02/14/2018	18022...	Oklahoma Natural G...	ONG Transpo...	2221 · Vendors	841.18		481,726.39
Bill	02/14/2018	18022...	Oklahoma Natural G...	ONG Transpo...	2221 · Vendors	316.37		482,042.76
Bill	02/22/2018	30387...	CenterPoint Energy ...	Jan 2018 Usa...	2221 · Vendors	2,878.90		484,921.66
Bill	02/22/2018	30387...	CenterPoint Energy ...	Transportatio...	2221 · Vendors	153.52		485,075.18
Bill	03/02/2018	180308	CenterPoint Energy	February usa...	2221 · Vendors	941.60		486,016.78
Bill	03/05/2018	TR-53...	Enable Gas Transmi...	Transportatio...	2221 · Vendors	1,894.28		487,911.06
Bill	03/06/2018	151	Petrol Energy, LLC	Thackerville S...	2221 · Vendors	19,039.86		506,950.92
Bill	03/06/2018	03180...	Natural Gas Pipeline...	Firm Transpor...	2221 · Vendors	489.16		507,440.08
Bill	03/06/2018	70-TN...	Southern Star Centr...	February 201...	2221 · Vendors	10,516.28		517,956.36
Bill	03/09/2018	TR-57...	Enable Oklahoma In...	February 201...	2221 · Vendors	1,560.00		519,516.36
Bill	03/09/2018	TR-57...	Enable Oklahoma In...	February 201...	2221 · Vendors	2,102.60		521,618.96
Bill	03/12/2018	10089...	Clearwater Enterpris...	Financial mon...	2221 · Vendors	152,223.42		673,842.38
Bill	03/12/2018	10089...	Clearwater Enterpris...	Financial mon...	2221 · Vendors	21,318.83		695,161.21
Bill	03/14/2018	18031...	Oklahoma Natural G...	ONG Transpo...	2221 · Vendors	2,324.29		697,485.50
Bill	03/14/2018	18031...	Oklahoma Natural G...	ONG Transpo...	2221 · Vendors	156.96		697,642.46
Bill	03/14/2018	18031...	Oklahoma Natural G...	ONG Transpo...	2221 · Vendors	450.63		698,093.09

Navitas Utility Corporation
General Ledger
As of December 31, 2018

Type	Date	Num	Name	Memo	Split	Debit	Credit	Balance
Bill	03/14/2018	18031...	Oklahoma Natural G...	ONG Transpo...	2221 · Vendors	281.26		698,374.35
Bill	03/14/2018	18031...	Oklahoma Natural G...	ONG Transpo...	2221 · Vendors	287.77		698,662.12
Bill	03/14/2018	18031...	Oklahoma Natural G...	ONG Transpo...	2221 · Vendors	680.26		699,342.38
Bill	03/14/2018	18031...	Oklahoma Natural G...	ONG Transpo...	2221 · Vendors	546.05		699,888.43
Bill	03/21/2018	30727...	CenterPoint Energy ...	Feb 2018 Usa...	2221 · Vendors	2,194.20		702,082.63
Bill	03/21/2018	30727...	CenterPoint Energy ...	Transportatio...	2221 · Vendors	109.25		702,191.88
Bill	04/03/2018	180409	CenterPoint Energy	March usage ...	2221 · Vendors	139.96		702,331.84
Bill	04/05/2018	04180...	Natural Gas Pipeline...	Firm Transpor...	2221 · Vendors	495.33		702,827.17
Bill	04/06/2018	70-TN...	Southern Star Centr...	March 2018 G...	2221 · Vendors	11,023.71		713,850.88
Bill	04/09/2018	154	Petrol Energy, LLC	NGPL Thacke...	2221 · Vendors	16,898.80		730,749.68
Bill	04/10/2018	TR-57...	Enable Oklahoma In...	March 2018 I...	2221 · Vendors	1,271.00		732,020.68
Bill	04/10/2018	TR-53...	Enable Gas Transmi...	Transportatio...	2221 · Vendors	1,895.17		733,915.85
Bill	04/11/2018	10089...	Clearwater Enterpris...	Financial mon...	2221 · Vendors	9,734.53		743,650.38
Bill	04/11/2018	TR-57...	Enable Oklahoma In...	March 2018 I...	2221 · Vendors	1,092.00		744,742.38
Bill	04/12/2018	10089...	Clearwater Enterpris...	Financial mon...	2221 · Vendors	70,875.00		815,617.38
Bill	04/13/2018	18041...	Oklahoma Natural G...	ONG Transpo...	2221 · Vendors	198.33		815,815.71
Bill	04/13/2018	18041...	Oklahoma Natural G...	ONG Transpo...	2221 · Vendors	217.86		816,033.57
Bill	04/13/2018	18041...	Oklahoma Natural G...	ONG Transpo...	2221 · Vendors	545.51		816,579.08
Bill	04/13/2018	18041...	Oklahoma Natural G...	ONG Transpo...	2221 · Vendors	143.05		816,722.13
Bill	04/13/2018	18041...	Oklahoma Natural G...	ONG Transpo...	2221 · Vendors	1,660.06		818,382.19
Bill	04/13/2018	18041...	Oklahoma Natural G...	ONG Transpo...	2221 · Vendors	525.86		818,908.05
Bill	04/13/2018	18041...	Oklahoma Natural G...	ONG Transpo...	2221 · Vendors	450.47		819,358.52
Bill	04/23/2018	31289...	CenterPoint Energy ...	Mar 2018 Usa...	2221 · Vendors	1,384.50		820,743.02
Bill	04/23/2018	31289...	CenterPoint Energy ...	Transportatio...	2221 · Vendors	67.45		820,810.47
Bill	05/02/2018	180502	CenterPoint Energy	0326-0425 us...	2221 · Vendors	126.26		820,936.73
Bill	05/03/2018	05180...	Natural Gas Pipeline...	Firm Transpor...	2221 · Vendors	494.82		821,431.55
Bill	05/07/2018	70-TN...	Southern Star Centr...	April 2018 Gr...	2221 · Vendors	10,674.12		832,105.67
Bill	05/08/2018	TR-53...	Enable Gas Transmi...	Transportatio...	2221 · Vendors	1,896.26		834,001.93
Bill	05/09/2018	155	Petrol Energy, LLC	NGPL Thacke...	2221 · Vendors	17,538.56		851,540.49
Bill	05/09/2018	TR-57...	Enable Oklahoma In...	April 2018 Tra...	2221 · Vendors	1,242.80		852,783.29
Bill	05/09/2018	TR-57...	Enable Oklahoma In...	April 2018 Tra...	2221 · Vendors	1,013.00		853,796.29
Bill	05/10/2018	10089...	Clearwater Enterpris...	Financial mon...	2221 · Vendors	4,517.96		858,314.25
Bill	05/14/2018	10089...	Clearwater Enterpris...	Financial mon...	2221 · Vendors	75,083.89		933,398.14
Bill	05/21/2018	18052...	Oklahoma Natural G...	ONG Transpo...	2221 · Vendors	506.28		933,904.42
Bill	05/21/2018	18052...	Oklahoma Natural G...	ONG Transpo...	2221 · Vendors	142.24		934,046.66
Bill	05/21/2018	18052...	Oklahoma Natural G...	ONG Transpo...	2221 · Vendors	1,022.72		935,069.38
Bill	05/21/2018	18052...	Oklahoma Natural G...	ONG Transpo...	2221 · Vendors	547.66		935,617.04
Bill	05/21/2018	18052...	Oklahoma Natural G...	ONG Transpo...	2221 · Vendors	189.46		935,806.50
Bill	05/21/2018	18052...	Oklahoma Natural G...	ONG Transpo...	2221 · Vendors	452.22		936,258.72
Bill	05/21/2018	18052...	Oklahoma Natural G...	ONG Transpo...	2221 · Vendors	208.08		936,466.80
Bill	05/31/2018	32024...	CenterPoint Energy ...	Apr 2018 Usa...	2221 · Vendors	1,088.48		937,555.28
Bill	05/31/2018	32024...	CenterPoint Energy ...	Transportatio...	2221 · Vendors	65.55		937,620.83
Bill	06/01/2018	180601	CenterPoint Energy	0425-0525 us...	2221 · Vendors	27.77		937,648.60
Bill	06/06/2018	TR-53...	Enable Gas Transmi...	Transportatio...	2221 · Vendors	1,897.99		939,546.59
Bill	06/06/2018	65180...	Natural Gas Pipeline...	Firm Transpor...	2221 · Vendors	495.31		940,041.90
Bill	06/07/2018	70-TN...	Southern Star Centr...	May 2018 Gro...	2221 · Vendors	10,607.36		950,649.26
Bill	06/11/2018	TR-57...	Enable Oklahoma In...	May 2018 Tra...	2221 · Vendors	1,092.00		951,741.26
Bill	06/11/2018	TR-57...	Enable Oklahoma In...	May 2018 Inv...	2221 · Vendors	1,271.00		953,012.26
Bill	06/12/2018	10089...	Clearwater Enterpris...	Financial mon...	2221 · Vendors	4,459.49		957,471.75

Navitas Utility Corporation
General Ledger
As of December 31, 2018

Type	Date	Num	Name	Memo	Split	Debit	Credit	Balance
Bill	06/13/2018	10089...	Clearwater Enterpris...	Financial mon...	2221 · Vendors	37,091.04		994,562.79
Bill	06/14/2018	18062...	Oklahoma Natural G...	ONG Transpo...	2221 · Vendors	168.57		994,731.36
Bill	06/14/2018	18061...	Oklahoma Natural G...	ONG Transpo...	2221 · Vendors	385.07		995,116.43
Bill	06/14/2018	18061...	Oklahoma Natural G...	ONG Transpo...	2221 · Vendors	149.15		995,265.58
Bill	06/14/2018	18061...	Oklahoma Natural G...	ONG Transpo...	2221 · Vendors	134.30		995,399.88
Bill	06/14/2018	18061...	Oklahoma Natural G...	ONG Transpo...	2221 · Vendors	966.99		996,366.87
Bill	06/14/2018	18061...	Oklahoma Natural G...	ONG Transpo...	2221 · Vendors	453.30		996,820.17
Bill	06/14/2018	18061...	Oklahoma Natural G...	ONG Transpo...	2221 · Vendors	548.96		997,369.13
Bill	06/15/2018	159	Petrol Energy, LLC	NGPL Thacke...	2221 · Vendors	15,169.87		1,012,539.00
Bill	06/28/2018	32455...	CenterPoint Energy ...	05/01-05/31 U...	2221 · Vendors	627.90		1,013,166.90
Bill	06/28/2018	32455...	CenterPoint Energy ...	Transportatio...	2221 · Vendors	30.59		1,013,197.49
Bill	07/03/2018	180703	CenterPoint Energy	0425-0525 us...	2221 · Vendors	93.29		1,013,290.78
Bill	07/06/2018	07180...	Natural Gas Pipeline...	Firm Transpor...	2221 · Vendors	494.70		1,013,785.48
Bill	07/06/2018	70-TN...	Southern Star Centr...	Jun 2018 Gro...	2221 · Vendors	10,221.93		1,024,007.41
Bill	07/06/2018	TR-53...	Enable Gas Transmi...	Transportatio...	2221 · Vendors	2,014.54		1,026,021.95
Bill	07/06/2018	160	Petrol Energy, LLC	NGPL Thacke...	2221 · Vendors	12,971.81		1,038,993.76
Bill	07/11/2018	TR-57...	Enable Oklahoma In...	June 2018 Tr...	2221 · Vendors	988.00		1,039,981.76
Bill	07/11/2018	TR-57...	Enable Oklahoma In...	June 2018 Inv...	2221 · Vendors	1,271.00		1,041,252.76
Bill	07/12/2018	10089...	Clearwater Enterpris...	Financial mon...	2221 · Vendors	3,768.04		1,045,020.80
Bill	07/13/2018	10089...	Clearwater Enterpris...	Financial mon...	2221 · Vendors	34,306.82		1,079,327.62
Bill	07/13/2018	18071...	Oklahoma Natural G...	ONG Transpo...	2221 · Vendors	160.08		1,079,487.70
Bill	07/13/2018	18071...	Oklahoma Natural G...	ONG Transpo...	2221 · Vendors	378.98		1,079,866.68
Bill	07/13/2018	18071...	Oklahoma Natural G...	ONG Transpo...	2221 · Vendors	145.20		1,080,011.88
Bill	07/13/2018	18071...	Oklahoma Natural G...	ONG Transpo...	2221 · Vendors	133.43		1,080,145.31
Bill	07/13/2018	18071...	Oklahoma Natural G...	ONG Transpo...	2221 · Vendors	988.45		1,081,133.76
Bill	07/13/2018	18071...	Oklahoma Natural G...	ONG Transpo...	2221 · Vendors	452.77		1,081,586.53
Bill	07/13/2018	18071...	Oklahoma Natural G...	ONG Transpo...	2221 · Vendors	548.34		1,082,134.87
Bill	07/30/2018	32896...	CenterPoint Energy ...	06/01-06/30 U...	2221 · Vendors	566.72		1,082,701.59
Bill	07/30/2018	32896...	CenterPoint Energy ...	Transportatio...	2221 · Vendors	26.98		1,082,728.57
Bill	07/31/2018	18073...	Natural Gas Pipeline...	Firm Transpor...	2221 · Vendors	494.70		1,083,223.27
Bill	08/03/2018	180803	CenterPoint Energy	0425-0525 us...	2221 · Vendors	27.28		1,083,250.55
Bill	08/06/2018	70-TN...	Southern Star Centr...	July 2018 Gro...	2221 · Vendors	10,570.01		1,093,820.56
Bill	08/07/2018	TR-53...	Enable Gas Transmi...	Transportatio...	2221 · Vendors	2,431.39		1,096,251.95
Bill	08/09/2018	TR-57...	Enable Oklahoma In...	July 2018 Tra...	2221 · Vendors	1,063.00		1,097,314.95
Bill	08/09/2018	TR-57...	Enable Oklahoma In...	July 2018 Tra...	2221 · Vendors	1,236.00		1,098,550.95
Bill	08/09/2018	163	Petrol Energy, LLC	NGPL Thacke...	2221 · Vendors	12,717.12		1,111,268.07
Bill	08/13/2018	10089...	Clearwater Enterpris...	Financial mon...	2221 · Vendors	4,957.66		1,116,225.73
Bill	08/14/2018	10089...	Clearwater Enterpris...	Financial mon...	2221 · Vendors	65,338.05		1,181,563.78
Bill	08/14/2018	18081...	Oklahoma Natural G...	ONG Transpo...	2221 · Vendors	1,048.96		1,182,612.74
Bill	08/14/2018	18081...	Oklahoma Natural G...	ONG Transpo...	2221 · Vendors	144.87		1,182,757.61
Bill	08/14/2018	18081...	Oklahoma Natural G...	ONG Transpo...	2221 · Vendors	453.91		1,183,211.52
Bill	08/14/2018	18081...	Oklahoma Natural G...	ONG Transpo...	2221 · Vendors	135.85		1,183,347.37
Bill	08/14/2018	18081...	Oklahoma Natural G...	ONG Transpo...	2221 · Vendors	549.69		1,183,897.06
Bill	08/14/2018	18081...	Oklahoma Natural G...	ONG Transpo...	2221 · Vendors	158.47		1,184,055.53
Bill	08/14/2018	18081...	Oklahoma Natural G...	ONG Transpo...	2221 · Vendors	379.92		1,184,435.45
Bill	08/28/2018	33328...	CenterPoint Energy ...	07/01-07/31 U...	2221 · Vendors	649.60		1,185,085.05
Bill	08/28/2018	33328...	CenterPoint Energy ...	Transportatio...	2221 · Vendors	42.56		1,185,127.61
Bill	09/04/2018	180904	CenterPoint Energy	07/30-08/27 u...	2221 · Vendors	29.44		1,185,157.05
Bill	09/07/2018	18083...	Natural Gas Pipeline...	Firm Transpor...	2221 · Vendors	478.06		1,185,635.11

Navitas Utility Corporation
General Ledger
As of December 31, 2018

Type	Date	Num	Name	Memo	Split	Debit	Credit	Balance
Bill	09/07/2018	70-TN...	Southern Star Centr...	August 2018 ...	2221 · Vendors	10,576.98		1,196,212.09
Bill	09/11/2018	164	Petrol Energy, LLC	NGPL Thacke...	2221 · Vendors	13,091.76		1,209,303.85
Bill	09/12/2018	TR-57...	Enable Oklahoma In...	Aug 2018 Tra...	2221 · Vendors	1,403.00		1,210,706.85
Bill	09/12/2018	TR-57...	Enable Oklahoma In...	Aug 2018 Tra...	2221 · Vendors	1,650.00		1,212,356.85
Bill	09/13/2018	10089...	Clearwater Enterpris...	Financial mon...	2221 · Vendors	4,218.48		1,216,575.33
Bill	09/13/2018	TR-53...	Enable Gas Transmi...	Transportatio...	2221 · Vendors	2,406.30		1,218,981.63
Bill	09/14/2018	10089...	Clearwater Enterpris...	Financial mon...	2221 · Vendors	53,884.87		1,272,866.50
Bill	09/14/2018	18091...	Oklahoma Natural G...	ONG Transpo...	2221 · Vendors	1,001.97		1,273,868.47
Bill	09/14/2018	18091...	Oklahoma Natural G...	ONG Transpo...	2221 · Vendors	144.94		1,274,013.41
Bill	09/14/2018	18091...	Oklahoma Natural G...	ONG Transpo...	2221 · Vendors	450.11		1,274,463.52
Bill	09/14/2018	18091...	Oklahoma Natural G...	ONG Transpo...	2221 · Vendors	136.77		1,274,600.29
Bill	09/14/2018	18091...	Oklahoma Natural G...	ONG Transpo...	2221 · Vendors	545.22		1,275,145.51
Bill	09/14/2018	18091...	Oklahoma Natural G...	ONG Transpo...	2221 · Vendors	157.67		1,275,303.18
Bill	09/14/2018	18091...	Oklahoma Natural G...	ONG Transpo...	2221 · Vendors	377.13		1,275,680.31
Bill	09/26/2018	33704...	CenterPoint Energy ...	08/01-08/31 U...	2221 · Vendors	411.80		1,276,092.11
Bill	09/26/2018	33704...	CenterPoint Energy ...	Transportatio...	2221 · Vendors	26.98		1,276,119.09
Credit	09/27/2018	TR-53...	Enable Gas Transmi...	cashout south	2221 · Vendors		142.29	1,275,976.80
Bill	10/03/2018	181003	CenterPoint Energy	08/27-09/26 u...	2221 · Vendors	29.44		1,276,006.24
Bill	10/04/2018	18093...	Natural Gas Pipeline...	Firm Transpor...	2221 · Vendors	494.70		1,276,500.94
Bill	10/05/2018	70-TN...	Southern Star Centr...	Sep 2018 Gro...	2221 · Vendors	10,238.87		1,286,739.81
Bill	10/08/2018	TR-53...	Enable Gas Transmi...	Transportatio...	2221 · Vendors	1,884.12		1,288,623.93
Bill	10/09/2018	TR-57...	Enable Oklahoma In...	Sep 2018 Tra...	2221 · Vendors	2,582.00		1,291,205.93
Bill	10/09/2018	TR-57...	Enable Oklahoma In...	Sep 2018 Tra...	2221 · Vendors	1,306.00		1,292,511.93
Bill	10/10/2018	166	Petrol Energy, LLC	NGPL Thacke...	2221 · Vendors	13,655.76		1,306,167.69
Bill	10/10/2018	10089...	Clearwater Enterpris...	Financial mon...	2221 · Vendors	3,034.56		1,309,202.25
Bill	10/11/2018	10089...	Clearwater Enterpris...	Financial mon...	2221 · Vendors	40,887.50		1,350,089.75
Bill	10/15/2018	18101...	Oklahoma Natural G...	ONG Transpo...	2221 · Vendors	979.72		1,351,069.47
Bill	10/15/2018	18101...	Oklahoma Natural G...	ONG Transpo...	2221 · Vendors	450.82		1,351,520.29
Bill	10/15/2018	18101...	Oklahoma Natural G...	ONG Transpo...	2221 · Vendors	146.10		1,351,666.39
Bill	10/15/2018	18101...	Oklahoma Natural G...	ONG Transpo...	2221 · Vendors	136.99		1,351,803.38
Bill	10/15/2018	18101...	Oklahoma Natural G...	ONG Transpo...	2221 · Vendors	546.06		1,352,349.44
Bill	10/15/2018	18101...	Oklahoma Natural G...	ONG Transpo...	2221 · Vendors	164.83		1,352,514.27
Bill	10/15/2018	18101...	Oklahoma Natural G...	ONG Transpo...	2221 · Vendors	379.90		1,352,894.17
Bill	10/25/2018	340273	CenterPoint Energy ...	09/01-09/30 U...	2221 · Vendors	400.20		1,353,294.37
Bill	10/25/2018	340273	CenterPoint Energy ...	Transportatio...	2221 · Vendors	26.22		1,353,320.59
Bill	10/25/2018	TR-53...	Enable Gas Transmi...	cashout south	2221 · Vendors	332.13		1,353,652.72
Bill	11/02/2018	181102	CenterPoint Energy	09/26-10/26 u...	2221 · Vendors	28.81		1,353,681.53
Bill	11/06/2018	1118 ...	Natural Gas Pipeline...	Firm Transpor...	2221 · Vendors	494.70		1,354,176.23
Bill	11/06/2018	TR-53...	Enable Gas Transmi...	Transportatio...	2221 · Vendors	1,893.06		1,356,069.29
Bill	11/07/2018	70-TN...	Southern Star Centr...	Oct 2018 Gro...	2221 · Vendors	10,760.11		1,366,829.40
Bill	11/09/2018	TR-57...	Enable Oklahoma In...	Oct 2018 Tra...	2221 · Vendors	4,954.00		1,371,783.40
Bill	11/09/2018	TR-57...	Enable Oklahoma In...	Oct 2018 Tra...	2221 · Vendors	2,204.00		1,373,987.40
Bill	11/13/2018	10089...	Clearwater Enterpris...	Financial mon...	2221 · Vendors	7,274.82		1,381,262.22
Bill	11/14/2018	18111...	Oklahoma Natural G...	ONG Transpo...	2221 · Vendors	1,326.44		1,382,588.66
Bill	11/14/2018	18111...	Oklahoma Natural G...	ONG Transpo...	2221 · Vendors	453.51		1,383,042.17
Bill	11/14/2018	18111...	Oklahoma Natural G...	ONG Transpo...	2221 · Vendors	172.90		1,383,215.07
Bill	11/14/2018	18111...	Oklahoma Natural G...	ONG Transpo...	2221 · Vendors	143.27		1,383,358.34
Bill	11/14/2018	18111...	Oklahoma Natural G...	ONG Transpo...	2221 · Vendors	548.79		1,383,907.13
Bill	11/14/2018	18111...	Oklahoma Natural G...	ONG Transpo...	2221 · Vendors	180.93		1,384,088.06

Navitas Utility Corporation
General Ledger
As of December 31, 2018

Type	Date	Num	Name	Memo	Split	Debit	Credit	Balance
Bill	11/14/2018	18111...	Oklahoma Natural G...	ONG Transpo...	2221 · Vendors	429.53		1,384,517.59
Bill	11/15/2018	10089...	Clearwater Enterpris...	Financial mon...	2221 · Vendors	39,306.19		1,423,823.78
Bill	11/21/2018	168	Petrol Energy, LLC	NGPL Thacke...	2221 · Vendors	13,697.20		1,437,520.98
Bill	11/27/2018	34566...	CenterPoint Energy ...	10/01-10/30 U...	2221 · Vendors	568.40		1,438,089.38
Bill	11/27/2018	34566...	CenterPoint Energy ...	Transportatio...	2221 · Vendors	37.24		1,438,126.62
Credit	11/28/2018	TR-53...	Enable Gas Transmi...	cashout south	2221 · Vendors		271.45	1,437,855.17
Bill	12/04/2018	181204	CenterPoint Energy	10/26-11/28 u...	2221 · Vendors	246.16		1,438,101.33
Bill	12/05/2018	M001...	Fort Cobb Fuel Auth...	Replace Merc...	2221 · Vendors	3,473.97		1,441,575.30
Bill	12/06/2018	1218 ...	Natural Gas Pipeline...	Firm Transpor...	2221 · Vendors	494.70		1,442,070.00
Bill	12/07/2018	70-TN...	Southern Star Centr...	Nov 2018 Gro...	2221 · Vendors	10,906.92		1,452,976.92
Bill	12/10/2018	170	Petrol Energy, LLC	NGPL Thacke...	2221 · Vendors	20,790.66		1,473,767.58
Bill	12/11/2018	10089...	Clearwater Enterpris...	Financial mon...	2221 · Vendors	182,765.47		1,656,533.05
Bill	12/12/2018	10089...	Clearwater Enterpris...	Financial mon...	2221 · Vendors	8,938.49		1,665,471.54
Bill	12/13/2018	TR-57...	Enable Oklahoma In...	Nov 2018 Tra...	2221 · Vendors	6,307.20		1,671,778.74
Bill	12/13/2018	TR-57...	Enable Oklahoma In...	Nov 2018 Tra...	2221 · Vendors	6,644.40		1,678,423.14
Bill	12/13/2018	TR-53...	Enable Gas Transmi...	Transportatio...	2221 · Vendors	1,349.50		1,679,772.64
Bill	12/13/2018	TR-53...	Enable Gas Transmi...	Transportatio...	2221 · Vendors	577.02		1,680,349.66
Bill	12/14/2018	18121...	Oklahoma Natural G...	ONG Transpo...	2221 · Vendors	924.72		1,681,274.38
Bill	12/14/2018	18121...	Oklahoma Natural G...	ONG Transpo...	2221 · Vendors	448.36		1,681,722.74
Bill	12/14/2018	18121...	Oklahoma Natural G...	ONG Transpo...	2221 · Vendors	234.87		1,681,957.61
Bill	12/14/2018	18121...	Oklahoma Natural G...	ONG Transpo...	2221 · Vendors	151.38		1,682,108.99
Bill	12/14/2018	18121...	Oklahoma Natural G...	ONG Transpo...	2221 · Vendors	543.52		1,682,652.51
Bill	12/14/2018	18121...	Oklahoma Natural G...	ONG Transpo...	2221 · Vendors	223.02		1,682,875.53
Bill	12/14/2018	18121...	Oklahoma Natural G...	ONG Transpo...	2221 · Vendors	573.71		1,683,449.24
Bill	12/26/2018	34842...	CenterPoint Energy ...	11/01-11/30 U...	2221 · Vendors	1,244.10		1,684,693.34
Bill	12/26/2018	34842...	CenterPoint Energy ...	Transportatio...	2221 · Vendors	81.51		1,684,774.85
Credit	12/27/2018	TR-53...	Enable Gas Transmi...	cashout south...	2221 · Vendors		784.40	1,683,990.45
Bill	12/27/2018	TR-53...	Enable Gas Transmi...	Cashout W.A...	2221 · Vendors	603.70		1,684,594.15
Invoice	12/31/2018	1812F...	Fort Cobb Fuel Auth...	replace Merce...	1201 · From m...		3,473.97	1,681,120.18
Total 804.46 · City Gate Purchases OK						1,685,792.29	4,672.11	1,681,120.18
804 · City Gate Purchases - Other								0.00
Total 804 · City Gate Purchases - Other								0.00
Total 804 · City Gate Purchases						2,896,941.38	5,587.04	2,891,354.34
805 · Other Gas Purchases								0.00
805.46 · Other Gas Purchases OK								0.00
5010 · Thackerville CNG Trailer								0.00
Total 5010 · Thackerville CNG Trailer								0.00
805.46 · Other Gas Purchases OK - Other								0.00
Bill	01/15/2018	61077	Sonny's Tank Truck...	Haul away ga...	2221 · Vendors	387.00		387.00
Total 805.46 · Other Gas Purchases OK - Other						387.00	0.00	387.00
Total 805.46 · Other Gas Purchases OK						387.00	0.00	387.00

Navitas Utility Corporation
General Ledger
As of December 31, 2018

Type	Date	Num	Name	Memo	Split	Debit	Credit	Balance
805 · Other Gas Purchases - Other								0.00
Total 805 · Other Gas Purchases - Other								0.00
Total 805 · Other Gas Purchases						387.00	0.00	387.00
851.46 · Sys Cntrl & load dispatching OK								0.00
Credit Card Charge	01/01/2018	180818	CQG	Commodity m...	2291 · Ross M...	205.00		205.00
Bill	01/31/2018	1801N...	NALLC - gas facilities		2221 · Vendors	12,956.04		13,161.04
Credit Card Charge	02/01/2018	180209	CQG	Commodity m...	2291 · Ross M...	205.00		13,366.04
Bill	02/28/2018	1802N...	NALLC - gas facilities		2221 · Vendors	10,172.16		23,538.20
Credit Card Charge	03/01/2018	180301	CQG	Commodity m...	2291 · Ross M...	205.00		23,743.20
Bill	03/31/2018	1803N...	NALLC - gas facilities		2221 · Vendors	7,068.96		30,812.16
Credit Card Charge	04/02/2018	180402	CQG	Commodity m...	2291 · Ross M...	205.00		31,017.16
Bill	04/30/2018	1804N...	NALLC - gas facilities		2221 · Vendors	6,659.10		37,676.26
Credit Card Charge	05/01/2018	180501	CQG	Commodity m...	2291 · Ross M...	888.62		38,564.88
Bill	05/31/2018	1805N...	NALLC - gas facilities		2221 · Vendors	4,194.72		42,759.60
Credit Card Charge	06/04/2018	783165	CQG	Commodity m...	2291 · Ross M...	410.00		43,169.60
Credit Card Charge	06/30/2018	180702	CQG	Commodity m...	2291 · Ross M...	410.00		43,579.60
Bill	06/30/2018	1806N...	NALLC - gas facilities		2221 · Vendors	3,187.18		46,766.78
Credit Card Charge	07/30/2018	180730	CQG	Commodity m...	2291 · Ross M...	410.00		47,176.78
Bill	07/31/2018	1807N...	NALLC - gas facilities		2221 · Vendors	4,319.10		51,495.88
Bill	08/31/2018	1808N...	NALLC - gas facilities		2221 · Vendors	4,184.46		55,680.34
Credit Card Charge	09/03/2018	180831	CQG	Commodity m...	2291 · Ross M...	410.00		56,090.34
Bill	09/30/2018	1809N...	NALLC - gas facilities		2221 · Vendors	2,714.76		58,805.10
Credit Card Charge	10/10/2018	18010...	CQG	Commodity m...	2291 · Ross M...	410.00		59,215.10
Bill	10/31/2018	1810N...	NALLC - gas facilities		2221 · Vendors	4,466.52		63,681.62
Credit Card Charge	11/01/2018	181101	CQG	Commodity m...	2291 · Ross M...	410.00		64,091.62
Bill	11/30/2018	1811N...	NALLC - gas facilities		2221 · Vendors	10,272.42		74,364.04
Credit Card Charge	12/01/2018	181201	CQG	Commodity m...	2291 · Ross M...	410.00		74,774.04
Bill	12/31/2018	1812N...	NALLC - gas facilities		2221 · Vendors	11,368.08		86,142.12
Total 851.46 · Sys Cntrl & load dispatching OK						86,142.12	0.00	86,142.12
855.46 · Other util comp state OK								0.00
Bill	01/01/2018	180108	Red River Valley Ru...	Electricity for ...	2221 · Vendors	38.38		38.38
Bill	02/01/2018	180206	Red River Valley Ru...	Electricity for ...	2221 · Vendors	38.12		76.50
Bill	03/01/2018	180308	Red River Valley Ru...	Electricity for ...	2221 · Vendors	37.87		114.37
Bill	04/01/2018	180409	Red River Valley Ru...	Electricity for ...	2221 · Vendors	37.61		151.98
Bill	05/01/2018	180508	Red River Valley Ru...	Electricity for ...	2221 · Vendors	37.64		189.62
Bill	06/01/2018	180601	Red River Valley Ru...	Electricity for ...	2221 · Vendors	37.65		227.27
Bill	07/02/2018	180702	Red River Valley Ru...	Electricity for ...	2221 · Vendors	37.43		264.70
Bill	08/01/2018	180801	Red River Valley Ru...	Electricity for ...	2221 · Vendors	37.52		302.22
Bill	09/04/2018	180904	Red River Valley Ru...	Electricity for ...	2221 · Vendors	37.35		339.57
Bill	09/30/2018	180930	Red River Valley Ru...	Electricity for ...	2221 · Vendors	37.39		376.96
Bill	10/30/2018	181030	Red River Valley Ru...	Electricity for ...	2221 · Vendors	37.53		414.49
Bill	11/30/2018	181130	Red River Valley Ru...	Electricity for ...	2221 · Vendors	37.58		452.07
Bill	12/31/2018	181231	Red River Valley Ru...	Electricity for ...	2221 · Vendors	37.69		489.76
Total 855.46 · Other util comp state OK						489.76	0.00	489.76

Navitas Utility Corporation
General Ledger
As of December 31, 2018

Type	Date	Num	Name	Memo	Split	Debit	Credit	Balance
Cost of Goods Sold - Other								0.00
Total Cost of Goods Sold - Other								0.00
Total Cost of Goods Sold						2,997,006.26	5,587.04	2,991,419.22
Direct Costs								0.00
403 · Depreciation Expense								0.00
5999 · Depreciation								0.00
Total 5999 · Depreciation								0.00
403 · Depreciation Expense - Other								0.00
General Journal	01/31/2018	180131		1600 accounts	1651 · A/D - A...	11,960.12		11,960.12
General Journal	02/28/2018	180228		1600 accounts	1651 · A/D - A...	13,054.20		25,014.32
General Journal	03/31/2018	180331		1600 accounts	1651 · A/D - A...	12,741.92		37,756.24
General Journal	04/30/2018	180430		1600 accounts	1651 · A/D - A...	12,666.44		50,422.68
General Journal	05/31/2018	180531		1600 accounts	1651 · A/D - A...	12,490.66		62,913.34
General Journal	06/30/2018	180630		1600 accounts	1651 · A/D - A...	13,456.17		76,369.51
General Journal	07/31/2018	180731		1600 accounts	1651 · A/D - A...	13,602.50		89,972.01
General Journal	08/31/2018	180831		1600 accounts	1651 · A/D - A...	13,534.73		103,506.74
General Journal	09/30/2018	180930		1600 accounts	1651 · A/D - A...	14,244.61		117,751.35
General Journal	10/31/2018	181031		1600 accounts	1651 · A/D - A...	14,492.65		132,244.00
General Journal	11/30/2018	181130		1600 accounts	1651 · A/D - A...	14,398.38		146,642.38
General Journal	12/31/2018	181231		1600 accounts	1651 · A/D - A...	15,007.00		161,649.38
General Journal	12/31/2018	181231		1600 accounts	1651 · A/D - A...	0.00		161,649.38
Total 403 · Depreciation Expense - Other						161,649.38	0.00	161,649.38
Total 403 · Depreciation Expense						161,649.38	0.00	161,649.38
407 · Other Amortization								0.00
6699 · Amortization								0.00
Total 6699 · Amortization								0.00
407 · Other Amortization - Other								0.00
Total 407 · Other Amortization - Other								0.00
Total 407 · Other Amortization								0.00

Navitas Utility Corporation
General Ledger
As of December 31, 2018

Type	Date	Num	Name	Memo	Split	Debit	Credit	Balance
5099 · Direct costs pre 2013								0.00
5100 · Services								0.00
Bill	01/08/2018	18010...	ADP	Field payroll	2221 · Vendors	40,399.76		40,399.76
General Journal	01/08/2018	180110		Reallocate Pa...	-SPLIT-		40,399.76	0.00
Bill	01/12/2018	180112	ADP	Salary payroll	2221 · Vendors	33,267.07		33,267.07
General Journal	01/12/2018	180115		Reallocate Pa...	-SPLIT-		33,267.07	0.00
Bill	01/24/2018	18012...	ADP	Field payroll	2221 · Vendors	38,733.41		38,733.41
General Journal	01/24/2018	180124		Reallocate Pa...	-SPLIT-		38,733.41	0.00
Bill	01/30/2018	180130	ADP	Salary payroll	2221 · Vendors	39,748.85		39,748.85
General Journal	01/30/2018	180201		Reallocate Pa...	-SPLIT-		39,748.85	0.00
Bill	02/05/2018	18020...	ADP	Field payroll	2221 · Vendors	38,447.12		38,447.12
General Journal	02/07/2018	180207		Reallocate Pa...	-SPLIT-		38,447.12	0.00
Bill	02/13/2018	180215	ADP	Salary payroll	2221 · Vendors	33,951.65		33,951.65
General Journal	02/13/2018	180215		Reallocate Pa...	-SPLIT-		33,951.65	0.00
Bill	02/19/2018	18022...	ADP	Field payroll	2221 · Vendors	39,729.02		39,729.02
General Journal	02/19/2018	180221		Reallocate Pa...	-SPLIT-		39,729.02	0.00
Bill	02/27/2018	180301	ADP	Salary payroll	2221 · Vendors	34,021.83		34,021.83
General Journal	02/27/2018	180301		Reallocate Pa...	-SPLIT-		34,021.83	0.00
Bill	03/05/2018	18030...	ADP	Field payroll	2221 · Vendors	39,052.58		39,052.58
General Journal	03/05/2018	180307		Reallocate Pa...	-SPLIT-		39,052.58	0.00
Bill	03/13/2018	180315	ADP	Salary payroll	2221 · Vendors	33,790.88		33,790.88
General Journal	03/13/2018	180315		Reallocate Pa...	-SPLIT-		33,790.88	0.00
Bill	03/21/2018	18032...	ADP	Field payroll	2221 · Vendors	35,498.68		35,498.68
General Journal	03/21/2018	180321		Reallocate Pa...	-SPLIT-		35,498.68	0.00
Bill	03/29/2018	180402	ADP	Salary payroll	2221 · Vendors	33,789.58		33,789.58
General Journal	03/29/2018	180402		Reallocate Pa...	-SPLIT-		33,789.58	0.00
Bill	04/02/2018	18040...	ADP	Field payroll	2221 · Vendors	35,677.97		35,677.97
General Journal	04/02/2018	180321		Reallocate Pa...	-SPLIT-		35,677.97	0.00
Bill	04/13/2018	180416	ADP	Salary payroll	2221 · Vendors	34,906.08		34,906.08
General Journal	04/13/2018	180402		Reallocate Pa...	-SPLIT-		34,906.08	0.00
Bill	04/18/2018	18041...	ADP	Field payroll	2221 · Vendors	36,446.44		36,446.44
General Journal	04/18/2018	180321		Reallocate Pa...	-SPLIT-		36,446.44	0.00
Bill	04/27/2018	180501	ADP	Salary payroll	2221 · Vendors	34,906.08		34,906.08
General Journal	04/27/2018	180402		Reallocate Pa...	-SPLIT-		34,906.08	0.00
Bill	05/02/2018	18050...	ADP	Field payroll	2221 · Vendors	35,701.89		35,701.89
General Journal	05/02/2018	180321		Reallocate Pa...	-SPLIT-		35,701.89	0.00
Bill	05/04/2018	180504	ADP	Salary payroll ...	2221 · Vendors	5,658.51		5,658.51
General Journal	05/04/2018	180402		Reallocate Pa...	-SPLIT-		5,658.51	0.00
Bill	05/11/2018	180511	ADP	Salary payroll ...	2221 · Vendors	32,148.40		32,148.40
General Journal	05/11/2018	180402		Reallocate Pa...	-SPLIT-		32,148.40	0.00
Bill	05/12/2018	18051...	ADP	Field payroll	2221 · Vendors	38,153.09		38,153.09
General Journal	05/12/2018	180321		Reallocate Pa...	-SPLIT-		38,153.09	0.00
Bill	05/30/2018	18053...	ADP	Field payroll	2221 · Vendors	37,020.45		37,020.45
Bill	05/30/2018	18053...	ADP	Salary payroll ...	2221 · Vendors	31,472.50		68,492.95
General Journal	05/30/2018	180402		Reallocate Pa...	-SPLIT-		31,472.50	37,020.45
General Journal	05/30/2018	180321		Reallocate Pa...	-SPLIT-		37,020.45	0.00
Bill	06/11/2018	18061...	ADP	Field payroll	2221 · Vendors	40,862.80		40,862.80
General Journal	06/11/2018	180321		Reallocate Pa...	-SPLIT-		40,862.80	0.00
Bill	06/14/2018	18061...	ADP	Salary payroll ...	2221 · Vendors	31,492.50		31,492.50

Navitas Utility Corporation
General Ledger
As of December 31, 2018

Type	Date	Num	Name	Memo	Split	Debit	Credit	Balance
General Journal	06/14/2018	180402		Reallocate Pa...	-SPLIT-		31,492.50	0.00
Bill	06/25/2018	18062...	ADP	Field payroll	2221 · Vendors	38,231.40		38,231.40
General Journal	06/25/2018	180321		Reallocate Pa...	-SPLIT-		38,231.40	0.00
Bill	06/28/2018	18070...	ADP	Salary payroll ...	2221 · Vendors	41,002.40		41,002.40
General Journal	06/28/2018	180402		Reallocate Pa...	-SPLIT-		41,002.40	0.00
Bill	07/09/2018	18070...	ADP	Field payroll	2221 · Vendors	78,692.61		78,692.61
General Journal	07/09/2018	180321		Reallocate Pa...	-SPLIT-		78,692.61	0.00
Bill	07/12/2018	18071...	ADP	Salary payroll ...	2221 · Vendors	31,293.77		31,293.77
General Journal	07/12/2018	180402		Reallocate Pa...	-SPLIT-		31,293.77	0.00
Bill	07/24/2018	18072...	ADP	Field payroll	2221 · Vendors	41,101.52		41,101.52
General Journal	07/24/2018	180321		Reallocate Pa...	-SPLIT-		40,609.12	492.40
General Journal	07/24/2018	180724		Reallocate Pa...	-SPLIT-		492.40	0.00
Bill	07/30/2018	18073...	ADP	Salary payroll ...	2221 · Vendors	30,735.52		30,735.52
General Journal	07/30/2018	180402		Reallocate Pa...	-SPLIT-		30,735.52	0.00
Bill	08/07/2018	18080...	ADP	Field payroll	2221 · Vendors	39,502.14		39,502.14
General Journal	08/07/2018	180321		Reallocate Pa...	-SPLIT-		39,502.14	0.00
Bill	08/13/2018	18081...	ADP	Salary payroll ...	2221 · Vendors	30,676.48		30,676.48
General Journal	08/13/2018	180402		Reallocate Pa...	-SPLIT-		30,676.48	0.00
Bill	08/20/2018	18082...	ADP	Field payroll	2221 · Vendors	38,649.47		38,649.47
General Journal	08/20/2018	180321		Reallocate Pa...	-SPLIT-		38,649.47	0.00
Bill	08/31/2018	18083...	ADP	Salary payroll ...	2221 · Vendors	30,704.71		30,704.71
Bill	08/31/2018	18083...	ADP	Field payroll	2221 · Vendors	40,078.89		70,783.60
Bill	08/31/2018	18083...	ADP	Field payroll	2221 · Vendors	1,899.03		72,682.63
Bill	08/31/2018	18083...	ADP	Field payroll - ...	2221 · Vendors	314.64		72,997.27
Bill	08/31/2018	18083...	5100 Bill Radford		2221 · Vendors	740.47		73,737.74
Credit	08/31/2018	18083...	ADP	Field payroll	2221 · Vendors		740.47	72,997.27
General Journal	08/31/2018	180402		Reallocate Pa...	-SPLIT-		30,704.71	42,292.56
General Journal	08/31/2018	180321		Reallocate Pa...	-SPLIT-		40,078.89	2,213.67
General Journal	08/31/2018	180922					2,213.67	0.00
General Journal	09/14/2018	180321		Reallocate Pa...	-SPLIT-		39,834.74	-39,834.74
Bill	09/14/2018	18091...	ADP	Salary payroll ...	2221 · Vendors	33,507.32		-6,327.42
Bill	09/14/2018	18091...	ADP	Salary payroll ...	2221 · Vendors	210.83		-6,116.59
Bill	09/14/2018	180914	5100 Vanessa Novak	180904 SM-VK	2221 · Vendors	210.83		-5,905.76
Credit	09/14/2018	18091...	ADP	Salary payroll ...	2221 · Vendors		210.83	-6,116.59
Bill	09/14/2018	18091...	ADP	Field payroll	2221 · Vendors	39,834.74		33,718.15
General Journal	09/14/2018	180402		Reallocate Pa...	-SPLIT-		33,507.32	210.83
General Journal	09/14/2018	180323		VN			210.83	0.00
Bill	09/30/2018	18093...	ADP	Salary payroll ...	2221 · Vendors	35,123.21		35,123.21
Bill	09/30/2018	18100...	ADP	Field payroll	2221 · Vendors	39,180.68		74,303.89
General Journal	09/30/2018	180402		Reallocate Pa...	-SPLIT-		35,123.21	39,180.68
General Journal	09/30/2018	180930		Reallocate Pa...	-SPLIT-		39,180.68	0.00
Bill	10/12/2018	18101...	ADP	Field payroll	2221 · Vendors	38,744.06		38,744.06
General Journal	10/12/2018	180321		Reallocate Pa...	-SPLIT-		38,744.06	0.00
Bill	10/15/2018	18101...	ADP	Salary payroll ...	2221 · Vendors	33,323.69		33,323.69
General Journal	10/15/2018	180402		Reallocate Pa...	-SPLIT-		33,323.69	0.00
Bill	10/26/2018	18102...	ADP	Field payroll	2221 · Vendors	38,366.21		38,366.21
General Journal	10/26/2018	181026		Reallocate Pa...	-SPLIT-		38,366.21	0.00
Bill	10/31/2018	18103...	ADP	Salary payroll ...	2221 · Vendors	34,622.10		34,622.10
General Journal	10/31/2018	181031		Reallocate Pa...	-SPLIT-		34,622.10	0.00

Navitas Utility Corporation
General Ledger
As of December 31, 2018

Type	Date	Num	Name	Memo	Split	Debit	Credit	Balance
Bill	11/09/2018	18110...	ADP	Field payroll	2221 · Vendors	38,990.10		38,990.10
General Journal	11/09/2018	181109		Reallocate Pa...	-SPLIT-		38,990.10	0.00
Bill	11/13/2018	18111...	ADP	Salary payroll ...	2221 · Vendors	32,962.35		32,962.35
General Journal	11/13/2018	181113		Reallocate Pa...	-SPLIT-		32,962.35	0.00
Bill	11/28/2018	18112...	ADP	Field payroll	2221 · Vendors	38,917.59		38,917.59
Bill	11/28/2018	18113...	ADP	Salary payroll ...	2221 · Vendors	34,622.10		73,539.69
General Journal	11/28/2018	181128		Reallocate Pa...	-SPLIT-		38,917.59	34,622.10
General Journal	11/28/2018	181128		Reallocate Pa...	-SPLIT-		34,622.10	0.00
Bill	12/07/2018	18120...	ADP	Field payroll	2221 · Vendors	39,388.71		39,388.71
General Journal	12/07/2018	181207		Reallocate Pa...	-SPLIT-		39,388.71	0.00
Bill	12/12/2018	18121...	ADP	Salary payroll ...	2221 · Vendors	32,962.35		32,962.35
General Journal	12/12/2018	181212		Reallocate Pa...	-SPLIT-		32,962.35	0.00
Bill	12/21/2018	18122...	ADP	Field payroll	2221 · Vendors	45,131.29		45,131.29
General Journal	12/21/2018	181221		Reallocate Pa...	-SPLIT-		45,131.29	0.00
Bill	12/31/2018	18123...	ADP	Salary payroll ...	2221 · Vendors	36,839.97		36,839.97
Bill	12/31/2018	18123...	ADP	Salary payroll ...	2221 · Vendors	1,659.75		38,499.72
General Journal	12/31/2018	181231		Reallocate Pa...	-SPLIT-		36,839.97	1,659.75
General Journal	12/31/2018	181231		Reallocate Pa...	-SPLIT-		1,659.75	0.00
Total 5100 · Services						1,873,098.07	1,873,098.07	0.00
5099 · Direct costs pre 2013 - Other								0.00
Total 5099 · Direct costs pre 2013 - Other								0.00
Total 5099 · Direct costs pre 2013						1,873,098.07	1,873,098.07	0.00
874 · Mains & Services Expense								0.00
5199 · Meter materials TBC								0.00
Total 5199 · Meter materials TBC								0.00
5300 · Equipment								0.00
Total 5300 · Equipment								0.00
6240 · Transportation								0.00
Total 6240 · Transportation								0.00

Navitas Utility Corporation
General Ledger
As of December 31, 2018

Type	Date	Num	Name	Memo	Split	Debit	Credit	Balance
874.15 · Mains & Services Expense KY								0.00
Bill	01/02/2018	124	Steve Jolley	Steve Jolley - ...	2221 · Vendors	2,500.00		2,500.00
General Journal	01/31/2018	180131		157 meters	1607 · Meters ...		56.00	2,444.00
Bill	02/01/2018	125	Steve Jolley	Steve Jolley - ...	2221 · Vendors	2,500.00		4,944.00
General Journal	02/28/2018	180228		157 meters	1607 · Meters ...		56.00	4,888.00
Bill	03/01/2018	126	Steve Jolley	Steve Jolley - ...	2221 · Vendors	2,500.00		7,388.00
General Journal	03/31/2018	180331		155 meters	1607 · Meters ...		55.00	7,333.00
Bill	04/01/2018	127	Steve Jolley	Steve Jolley - ...	2221 · Vendors	2,500.00		9,833.00
General Journal	04/30/2018	180430		155 meters	1607 · Meters ...		55.00	9,778.00
Bill	05/01/2018	128	Steve Jolley	Steve Jolley - ...	2221 · Vendors	2,500.00		12,278.00
General Journal	05/30/2018	180530		155 meters	1607 · Meters ...		55.00	12,223.00
Bill	06/01/2018	129	Steve Jolley	Steve Jolley - ...	2221 · Vendors	2,500.00		14,723.00
General Journal	06/30/2018	180630		155 meters	1607 · Meters ...		55.00	14,668.00
Bill	07/02/2018	130	Steve Jolley	Steve Jolley - ...	2221 · Vendors	2,500.00		17,168.00
General Journal	07/30/2018	180730		155 meters	1607 · Meters ...		55.00	17,113.00
Bill	08/01/2018	131-1...	Steve Jolley	Steve Jolley - ...	2221 · Vendors	2,500.00		19,613.00
Bill	08/07/2018	18080...	ADP	Jerod Shaw L...	2221 · Vendors		50.00	19,563.00
Bill	08/20/2018	18082...	ADP	Jerod Shaw L...	2221 · Vendors		50.00	19,513.00
Bill	08/28/2018	180828	Albany Plumbing & ...	Supplies for A...	2221 · Vendors	30.21		19,543.21
General Journal	08/30/2018	180830		155 meters	1607 · Meters ...		55.00	19,488.21
Bill	08/31/2018	18083...	ADP	Jerod Shaw L...	2221 · Vendors		50.00	19,438.21
Bill	09/04/2018	132-1...	Steve Jolley	Steve Jolley - ...	2221 · Vendors	2,500.00		21,938.21
Bill	09/14/2018	18091...	ADP	Jerod Shaw L...	2221 · Vendors		50.00	21,888.21
Bill	09/30/2018	18100...	ADP	Jerod Shaw L...	2221 · Vendors		50.00	21,838.21
General Journal	09/30/2018	180930		155 meters	1607 · Meters ...		55.00	21,783.21
Bill	10/01/2018	133-1...	Steve Jolley	Steve Jolley - ...	2221 · Vendors	2,500.00		24,283.21
Bill	10/12/2018	18101...	ADP	Jerod Shaw L...	2221 · Vendors		50.00	24,233.21
Bill	10/18/2018	4049	Navitas KY NG LLC	install new se...	2221 · Vendors	1,427.60		25,660.81
Bill	10/18/2018	4050	Navitas KY NG LLC	install new se...	2221 · Vendors	1,086.35		26,747.16
General Journal	10/30/2018	181030		155 meters	1607 · Meters ...		55.00	26,692.16
Invoice	10/31/2018	1810K...	Navitas KY NG LLC	install new se...	1201 · From m...		1,427.60	25,264.56
Invoice	10/31/2018	1810K...	Navitas KY NG LLC	install new se...	1201 · From m...		1,086.35	24,178.21
Bill	11/01/2018	134-1...	Steve Jolley	Steve Jolley - ...	2221 · Vendors	2,500.00		26,678.21
Bill	11/09/2018	18110...	ADP	Jerod Shaw L...	2221 · Vendors		50.00	26,628.21
Bill	11/28/2018	18112...	ADP	Jerod Shaw L...	2221 · Vendors		50.00	26,578.21
General Journal	11/30/2018	181130		155 meters	1607 · Meters ...		55.00	26,523.21
Bill	12/03/2018	135-1...	Steve Jolley	Steve Jolley - ...	2221 · Vendors	2,500.00		29,023.21
Bill	12/07/2018	18120...	ADP	Jerod Shaw L...	2221 · Vendors		42.40	28,980.81
General Journal	12/30/2018	181230		155 meters	1607 · Meters ...		55.00	28,925.81
Total 874.15 · Mains & Services Expense KY						32,544.16	3,618.35	28,925.81

Navitas Utility Corporation
General Ledger
As of December 31, 2018

Type	Date	Num	Name	Memo	Split	Debit	Credit	Balance
874.16 · Mains & Services Expense TN								0.00
Bill	01/01/2018		Volunteer Trenching	Emergency re...	2221 · Vendors	250.00		250.00
Credit Card Charge	01/02/2018	180209	874 Mains & Services	Supplies for J...	2274 · Jerry W...	29.49		279.49
General Journal	01/08/2018	180110		JW	5100 · Services	2,361.44		2,640.93
Credit Card Charge	01/19/2018	180209	874 Mains & Services	Supplies for J...	2274 · Jerry W...	28.15		2,669.08
Credit Card Charge	01/19/2018	180209	874 Mains & Services	Supplies for J...	2274 · Jerry W...	304.79		2,973.87
Credit Card Charge	01/22/2018	180209	874 Mains & Services	oil change JW	2274 · Jerry W...	87.19		3,061.06
Credit Card Charge	01/24/2018	180209	874 Mains & Services	Supplies for J...	2274 · Jerry W...	9.56		3,070.62
General Journal	01/24/2018	180124		JW	5100 · Services	2,396.10		5,466.72
Bill	01/31/2018	363467	Railroad Manageme...	R/W For a 4" ...	2221 · Vendors	499.55		5,966.27
General Journal	01/31/2018	180131		559 meters	1607 · Meters ...		200.00	5,766.27
Bill	02/01/2018		Volunteer Trenching	Emergency re...	2221 · Vendors	250.00		6,016.27
General Journal	02/07/2018	180207		JW	5100 · Services	2,043.68		8,059.95
General Journal	02/19/2018	180221		JW	5100 · Services	2,308.22		10,368.17
General Journal	02/28/2018	180228		558 meters	1607 · Meters ...		199.00	10,169.17
Bill	03/01/2018		Volunteer Trenching	Emergency re...	2221 · Vendors	250.00		10,419.17
Credit Card Charge	03/05/2018	180417	874 Mains & Services	Supplies for J...	2274 · Jerry W...	37.87		10,457.04
General Journal	03/05/2018	180307		JW	5100 · Services	2,335.86		12,792.90
Credit Card Charge	03/16/2018	180417	874 Mains & Services	Supplies for J...	2274 · Jerry W...	103.83		12,896.73
Bill	03/19/2018	2456	Mountain Valley Sup...	Methanol Jellico	2221 · Vendors	298.09		13,194.82
Bill	03/21/2018	180321	5100 Jerry Walker	payroll mistake	2221 · Vendors	100.00		13,294.82
General Journal	03/21/2018	180321		JW	5100 · Services	2,264.33		15,559.15
Bill	03/27/2018	93472...	Rexnord Industries ...	Barrel locks	2221 · Vendors	1,186.62		16,745.77
Credit Card Charge	03/27/2018	180417	874 Mains & Services	Supplies for J...	2274 · Jerry W...	6.54		16,752.31
Credit Card Charge	03/28/2018	180417	874 Mains & Services	Supplies for J...	2274 · Jerry W...	64.58		16,816.89
General Journal	03/31/2018	180331		557 meters	1607 · Meters ...		199.00	16,617.89
Bill	04/01/2018		Volunteer Trenching	Emergency re...	2221 · Vendors	250.00		16,867.89
General Journal	04/02/2018	180321		JW	5100 · Services	2,356.70		19,224.59
General Journal	04/18/2018	180321		JW	5100 · Services	2,388.79		21,613.38
Credit Card Charge	04/19/2018	180504	874 Mains & Services	Supplies for J...	2274 · Jerry W...	8.07		21,621.45
Credit Card Charge	04/21/2018	180504	874 Mains & Services	Supplies for J...	2274 · Jerry W...	14.18		21,635.63
General Journal	04/30/2018	180430		557 meters	1607 · Meters ...		199.00	21,436.63
Bill	05/01/2018		Volunteer Trenching	Emergency re...	2221 · Vendors	250.00		21,686.63
General Journal	05/02/2018	180321		JW	5100 · Services	2,484.46		24,171.09
Credit Card Charge	05/04/2018	180504	874 Mains & Services	oil change an...	2274 · Jerry W...	582.11		24,753.20
General Journal	05/12/2018	180321		JW	5100 · Services	2,287.03		27,040.23
Credit Card Charge	05/18/2018	180518	874 Mains & Services	Supplies for J...	2274 · Jerry W...	28.12		27,068.35
Credit Card Charge	05/29/2018	180529	874 Mains & Services	Supplies for J...	2274 · Jerry W...	10.37		27,078.72
General Journal	05/30/2018	180321		JW	5100 · Services	2,290.46		29,369.18
General Journal	05/30/2018	180530		557 meters	1607 · Meters ...		199.00	29,170.18
Bill	06/01/2018		Volunteer Trenching	Emergency re...	2221 · Vendors	250.00		29,420.18
Credit Card Charge	06/06/2018	180605	874 Mains & Services	Supplies for J...	2274 · Jerry W...	49.84		29,470.02
Credit Card Charge	06/08/2018	180608	874 Mains & Services	Supplies for J...	2274 · Jerry W...	274.54		29,744.56
General Journal	06/11/2018	180321		JW	5100 · Services	2,286.19		32,030.75
Credit Card Charge	06/20/2018	180620	874 Mains & Services	Supplies for J...	2274 · Jerry W...	240.21		32,270.96
General Journal	06/25/2018	180321		JW	5100 · Services	2,268.33		34,539.29
Credit Card Charge	06/27/2018	180627	874 Mains & Services	Supplies for J...	2274 · Jerry W...	39.38		34,578.67
Credit Card Charge	06/27/2018	180627	874 Mains & Services	Supplies for J...	2274 · Jerry W...	19.29		34,597.96
Bill	06/28/2018	93586...	Rexnord Industries ...	20 93480132 ...	2221 · Vendors	184.29		34,782.25

Navitas Utility Corporation
General Ledger
As of December 31, 2018

Type	Date	Num	Name	Memo	Split	Debit	Credit	Balance
General Journal	06/30/2018	180630		557 meters	1607 · Meters ...		199.00	34,583.25
Bill	07/01/2018		Volunteer Trenching	Emergency re...	2221 · Vendors	250.00		34,833.25
Credit Card Charge	07/06/2018	180706	874 Mains & Services	Supplies for J...	2274 · Jerry W...	45.76		34,879.01
General Journal	07/09/2018	180321		JW	5100 · Services	4,245.42		39,124.43
Bill	07/19/2018	30-025	Volunteer Trenching	Replace line ...	2221 · Vendors	812.00		39,936.43
Bill	07/19/2018	30-026	Volunteer Trenching	fix cut 2" line ...	2221 · Vendors	926.00		40,862.43
General Journal	07/24/2018	180321		JW	5100 · Services	2,351.73		43,214.16
General Journal	07/24/2018	180724		JW	5100 · Services	0.00		43,214.16
Credit Card Charge	07/28/2018	180728	874 Mains & Services	Supplies for J...	2274 · Jerry W...	572.10		43,786.26
General Journal	07/30/2018	180730		557 meters	1607 · Meters ...		199.00	43,587.26
Bill	08/01/2018		Volunteer Trenching	Emergency re...	2221 · Vendors	250.00		43,837.26
Credit Card Charge	08/06/2018	180806	874 Mains & Services	Supplies for J...	2274 · Jerry W...	43.85		43,881.11
General Journal	08/07/2018	180321		JW	5100 · Services	2,479.09		46,360.20
General Journal	08/20/2018	180321		JW	5100 · Services	2,287.06		48,647.26
General Journal	08/30/2018	180830		557 meters	1607 · Meters ...		199.00	48,448.26
Bill	08/31/2018	3112	Mountain Valley Sup...	Methanol Jelli...	2221 · Vendors	30.96		48,479.22
Bill	08/31/2018	3112	Mountain Valley Sup...	Methanol Jellico	2221 · Vendors	307.69		48,786.91
General Journal	08/31/2018	180321		JW	5100 · Services	2,243.59		51,030.50
Bill	09/01/2018		Volunteer Trenching	Emergency re...	2221 · Vendors	250.00		51,280.50
General Journal	09/14/2018	180321		JW	5100 · Services	2,385.81		53,666.31
General Journal	09/30/2018	180930		JW	5100 · Services	2,385.50		56,051.81
General Journal	09/30/2018	180930		557 meters	1607 · Meters ...		199.00	55,852.81
Bill	10/01/2018		Volunteer Trenching	Emergency re...	2221 · Vendors	250.00		56,102.81
Credit Card Charge	10/03/2018	181003	874 Mains & Services	engine fan, re...	2274 · Jerry W...	190.96		56,293.77
Credit Card Charge	10/10/2018	181010	874 Mains & Services	Supplies for J...	2274 · Jerry W...	27.01		56,320.78
Credit Card Charge	10/11/2018	181011	874 Mains & Services	Supplies for J...	2274 · Jerry W...	48.60		56,369.38
General Journal	10/12/2018	180321		JW	5100 · Services	2,711.36		59,080.74
General Journal	10/26/2018	181026		Payroll JW	5100 · Services	2,710.31		61,791.05
Bill	10/30/2018	3335	Mountain Valley Sup...	3/4 2708 yello...	2221 · Vendors	223.13		62,014.18
General Journal	10/30/2018	181030		557 meters	1607 · Meters ...		199.00	61,815.18
Bill	11/01/2018		Volunteer Trenching	Emergency re...	2221 · Vendors	250.00		62,065.18
General Journal	11/09/2018	181109		Payroll JW	5100 · Services	2,309.79		64,374.97
Credit Card Charge	11/13/2018	181113	874 Mains & Services	oil change JW	2274 · Jerry W...	105.87		64,480.84
Credit Card Charge	11/21/2018	181121	874 Mains & Services	supplies JW	2274 · Jerry W...	10.37		64,491.21
General Journal	11/28/2018	181128		Payroll JW	5100 · Services	2,482.57		66,973.78
General Journal	11/30/2018	181130		557 meters	1607 · Meters ...		199.00	66,774.78
Bill	12/01/2018		Volunteer Trenching	Emergency re...	2221 · Vendors	250.00		67,024.78
Credit Card Charge	12/05/2018	181205	874 Mains & Services	supplies JW	2274 · Jerry W...	9.60		67,034.38
Credit Card Charge	12/07/2018	181207	874 Mains & Services	oil change JW	2274 · Jerry W...	210.17		67,244.55
General Journal	12/07/2018	181207		Payroll JW	5100 · Services	2,417.27		69,661.82
Credit Card Charge	12/11/2018	181211	874 Mains & Services	supplies JW	2274 · Jerry W...	9.48		69,671.30
Credit Card Charge	12/11/2018	181211	874 Mains & Services	supplies JW	2274 · Jerry W...	7.57		69,678.87
Credit Card Charge	12/12/2018	181212	874 Mains & Services	supplies JW	2274 · Jerry W...	5.62		69,684.49
Credit Card Charge	12/17/2018	181217	874 Mains & Services	supplies JW	2274 · Jerry W...	17.03		69,701.52
General Journal	12/21/2018	181221		Payroll JW	5100 · Services	3,218.11		72,919.63

Navitas Utility Corporation
General Ledger
As of December 31, 2018

Type	Date	Num	Name	Memo	Split	Debit	Credit	Balance
Credit Card Charge	12/28/2018	181228	874 Mains & Services	supplies JW	2274 · Jerry W...	6.70		72,926.33
General Journal	12/30/2018	181230		557 meters	1607 · Meters ...		199.00	72,727.33
Total 874.16 · Mains & Services Expense TN						75,116.33	2,389.00	72,727.33
874.28 · Mains & Services Expense TX								0.00
General Journal	01/31/2018	180131		1 meter	1607 · Meters ...		1.00	-1.00
General Journal	02/28/2018	180228		1 meter	1607 · Meters ...		1.00	-2.00
General Journal	03/31/2018	180331		1 meter	1607 · Meters ...		1.00	-3.00
Credit Card Charge	04/05/2018	180418	874 Mains & Services	Supplies for TX	2288 · Kevin P...	298.68		295.68
Credit Card Charge	04/06/2018	180418	874 Mains & Services	Supplies for TX	2288 · Kevin P...	11.76		307.44
General Journal	04/30/2018	180430		1 meter	1607 · Meters ...		1.00	306.44
General Journal	05/30/2018	180530		1 meter	1607 · Meters ...		1.00	305.44
General Journal	06/30/2018	180630		1 meter	1607 · Meters ...		1.00	304.44
Credit Card Charge	07/19/2018	180719	874 Mains & Services	Supplies for TX	2288 · Kevin P...	278.65		583.09
General Journal	07/30/2018	180730		1 meter	1607 · Meters ...		1.00	582.09
General Journal	08/30/2018	180830		1 meter	1607 · Meters ...		1.00	581.09
General Journal	09/30/2018	180930		1 meter	1607 · Meters ...		1.00	580.09
General Journal	10/30/2018	181030		1 meter	1607 · Meters ...		1.00	579.09
General Journal	11/30/2018	181130		1 meter	1607 · Meters ...		1.00	578.09
General Journal	12/30/2018	181230		1 meter	1607 · Meters ...		1.00	577.09
Total 874.28 · Mains & Services Expense TX						589.09	12.00	577.09
874.46 · Mains & Services Expense OK								0.00
Bill	01/01/2018	130126	England Ford Inc	oil change '10...	2221 · Vendors	54.97		54.97
Bill	01/02/2018	180102	Green's Tire & Oil	oil change KP	2221 · Vendors	73.41		128.38
Bill	01/02/2018	180102	Green's Tire & Oil	tire change sp...	2221 · Vendors	120.00		248.38
Bill	01/02/2018	180102	Green's Tire & Oil	2 new tires JS	2221 · Vendors	305.00		553.38
Bill	01/02/2018	180102	Mike's Garage	rebuild ABS JS	2221 · Vendors	30.00		583.38
Bill	01/02/2018	112737	Hudson Equipment	Supplies for H...	2221 · Vendors	24.08		607.46
Bill	01/02/2018	126434	Cart Farm & Home ...	Supplies for E...	2221 · Vendors	1.86		609.32
Bill	01/03/2018	10952...	EGW Utilities, Inc.	Supplies for E...	2221 · Vendors	77.98		687.30
Bill	01/03/2018	0219-...	O'Reilly Auto Parts	Battery for '13...	2221 · Vendors	132.35		819.65
Bill	01/04/2018	S1713...	Equipment Controls ...	Shipping for E...	2221 · Vendors	184.81		1,004.46
Credit Card Charge	01/04/2018	180118	874 Mains & Services	flat	2275 · Johnny ...	12.00		1,016.46
Credit Card Charge	01/04/2018	180118	874 Mains & Services	Repair for SK	2290 · Scott K...	101.94		1,118.40
Credit Card Charge	01/04/2018	180118	874 Mains & Services	oil change BL	2289 · Bruce L...	75.50		1,193.90
Bill	01/04/2018	126724	Cart Farm & Home ...	Supplies for E...	2221 · Vendors	21.96		1,215.86
Bill	01/05/2018	10953...	EGW Utilities, Inc.	Supplies for E...	2221 · Vendors	36.94		1,252.80
Bill	01/05/2018	130269	England Ford Inc	oil change '09...	2221 · Vendors	54.97		1,307.77
Bill	01/08/2018	10953...	EGW Utilities, Inc.	Supplies for E...	2221 · Vendors	24.97		1,332.74
Credit Card Charge	01/08/2018	180118	874 Mains & Services	Supplies for V...	2289 · Bruce L...	152.43		1,485.17
General Journal	01/08/2018	180110		CC, JG, JS, ...	5100 · Services	21,598.89		23,084.06
Bill	01/11/2018	17613	Bayou Engineering ...	(6) mercaptan...	2221 · Vendors	2,379.80		25,463.86
Bill	01/11/2018	86929	Jenkins Oilfield Sup...	Supplies for V...	2221 · Vendors	353.90		25,817.76
Bill	01/11/2018	748140	Hinton Auto Supply	Supplies for H...	2221 · Vendors	12.52		25,830.28
Bill	01/12/2018	10956...	EGW Utilities, Inc.	Supplies for E...	2221 · Vendors	200.91		26,031.19
Bill	01/12/2018	0219-...	O'Reilly Auto Parts	Supplies for E...	2221 · Vendors	76.22		26,107.41

Navitas Utility Corporation
General Ledger
As of December 31, 2018

Type	Date	Num	Name	Memo	Split	Debit	Credit	Balance
Bill	01/12/2018	0244-...	O'Reilly Auto Parts	Supplies for E...	2221 · Vendors	521.14		26,628.55
Bill	01/12/2018	02512...	Sensit Technologies	Repair Sensit ...	2221 · Vendors	426.68		27,055.23
Credit Card Charge	01/12/2018	180118	874 Mains & Services	Supplies for V...	2289 · Bruce L...	35.88		27,091.11
Credit Card Charge	01/12/2018	180118	874 Mains & Services	Supplies for V...	2289 · Bruce L...	32.61		27,123.72
Credit Card Charge	01/12/2018	180118	874 Mains & Services	Supplies for V...	2289 · Bruce L...	25.66		27,149.38
Bill	01/15/2018	29482	Keystone-Beard Eq...	Supplies for ...	2221 · Vendors	67.60		27,216.98
Check	01/15/2018	CASH	874 Mains & Services	Supplies for E...	1183 · Cash Dr...	10.93		27,227.91
General Journal	01/15/2018	180115		Adjustment c...	1183 · Cash Dr...		6.10	27,221.81
Bill	01/17/2018	113750	Hudson Equipment	Supplies for H...	2221 · Vendors	19.70		27,241.51
Credit Card Charge	01/17/2018	180118	874 Mains & Services	Supplies for V...	2289 · Bruce L...	14.74		27,256.25
Credit Card Charge	01/18/2018	180209	874 Mains & Services	Supplies for ...	2285 · Jeff Fog...	4.30		27,260.55
Credit Card Charge	01/19/2018	180209	874 Mains & Services	Supplies for E...	2275 · Johnny ...	14.03		27,274.58
Credit Card Charge	01/19/2018	180118	874 Mains & Services	Clean throttle ...	2289 · Bruce L...	107.52		27,382.10
Bill	01/20/2018	115928	Carnegie Lumber	Supplies for E...	2221 · Vendors	27.19		27,409.29
Credit Card Charge	01/20/2018	180212	874 Mains & Services	Supplies for ...	2294 · Chris Cr...	52.59		27,461.88
Bill	01/21/2018	119424	Entz Oilfield Chemic...	methanol	2221 · Vendors	151.00		27,612.88
Bill	01/23/2018	430060	F & G Service	Brake replace...	2221 · Vendors	565.38		28,178.26
Bill	01/23/2018	430059	F & G Service	Replace fuel ...	2221 · Vendors	325.00		28,503.26
Bill	01/23/2018	430058	F & G Service	Replace front ...	2221 · Vendors	863.99		29,367.25
Credit Card Charge	01/23/2018	180209	874 Mains & Services	Supplies for ...	2285 · Jeff Fog...	98.54		29,465.79
Bill	01/24/2018	96786...	Grainger	Supplies for E...	2221 · Vendors	84.52		29,550.31
General Journal	01/24/2018	180124		CC, JG, JS, ...	5100 · Services	20,293.37		49,843.68
Bill	01/25/2018	129030	Cart Farm & Home ...	Supplies for E...	2221 · Vendors	53.22		49,896.90
Bill	01/26/2018	180226	Mike's Garage	right front whe...	2221 · Vendors	411.55		50,308.45
Bill	01/29/2018	21607...	Tate Boy's Tire & Se...	oil change 09 ...	2221 · Vendors	103.67		50,412.12
Bill	01/29/2018	130754	England Ford Inc	4 tires for '11 ...	2221 · Vendors	772.40		51,184.52
Credit Card Charge	01/30/2018	180209	874 Mains & Services	Supplies for ...	2285 · Jeff Fog...	16.73		51,201.25
Bill	01/30/2018	29745	Keystone-Beard Eq...	Supplies for V...	2221 · Vendors	14.77		51,216.02
Bill	01/30/2018	129491	Cart Farm & Home ...	Supplies for E...	2221 · Vendors	9.85		51,225.87
Credit Card Charge	01/31/2018	180209	874 Mains & Services	Supplies for E...	2288 · Kevin P...	43.34		51,269.21
Bill	01/31/2018	180209	Equity Exchange	Supplies for E...	2221 · Vendors	7.22		51,276.43
Bill	01/31/2018	129687	Cart Farm & Home ...	Supplies for E...	2221 · Vendors	9.76		51,286.19
General Journal	01/31/2018	180131		3,612 meters	1607 · Meters ...		1,291.00	49,995.19
Credit Card Charge	02/01/2018	180212	874 Mains & Services	Supplies for V...	2289 · Bruce L...	17.42		50,012.61
Bill	02/01/2018	114462	Hudson Equipment	Supplies for H...	2221 · Vendors	12.35		50,024.96
Bill	02/01/2018	0244-...	O'Reilly Auto Parts	Supplies for E...	2221 · Vendors	42.80		50,067.76
Bill	02/02/2018	180205	Green's Tire & Oil	oil change JS	2221 · Vendors	63.60		50,131.36
Bill	02/02/2018	180205	Green's Tire & Oil	2 new tires JS	2221 · Vendors	283.40		50,414.76
Bill	02/02/2018	180205	Green's Tire & Oil	flat	2221 · Vendors	15.00		50,429.76
Bill	02/02/2018	180205	Green's Tire & Oil	flat	2221 · Vendors	12.40		50,442.16
Bill	02/02/2018	HC11...	H & C Services and ...	Supplies for E...	2221 · Vendors	13.52		50,455.68
Credit Card Charge	02/02/2018	180209	1302 System Parts	Supplies for E...	2288 · Kevin P...	28.19		50,483.87
Credit Card Charge	02/03/2018	180309	874 Mains & Services	tolls for OK	2280 · Gaylord...	320.00		50,803.87
Bill	02/05/2018	11078...	Isco Industries, LLC	Supplies for V...	2221 · Vendors		2.71	50,801.16
Credit Card Charge	02/05/2018	180219	874 Mains & Services	Supplies for ...	2294 · Chris Cr...	35.87		50,837.03
Bill	02/07/2018	011134	Rick Garner's Trans...	Transmission ...	2221 · Vendors	710.00		51,547.03
Bill	02/07/2018	HC11...	H & C Services and ...	Supplies for E...	2221 · Vendors	51.76		51,598.79
Bill	02/07/2018	11078...	Isco Industries, LLC	Supplies for E...	2221 · Vendors	226.16		51,824.95
General Journal	02/07/2018	180207		CC, JG, JS, ...	5100 · Services	19,816.31		71,641.26

Navitas Utility Corporation
General Ledger
As of December 31, 2018

Type	Date	Num	Name	Memo	Split	Debit	Credit	Balance
Credit Card Charge	02/08/2018	180212	874 Mains & Services	bed liner	2289 · Bruce L...	350.00		71,991.26
Bill	02/09/2018	HC11...	H & C Services and ...	Supplies for E...	2221 · Vendors	47.74		72,039.00
Bill	02/09/2018	10968...	EGW Utilities, Inc.	Supplies for V...	2221 · Vendors	262.76		72,301.76
Credit Card Charge	02/13/2018	180219	874 Mains & Services	Supplies for E...	2288 · Kevin P...	59.94		72,361.70
Credit Card Charge	02/13/2018	180226	874 Mains & Services	Supplies for E...	2283 · Steven ...	27.32		72,389.02
Credit Card Charge	02/13/2018	180226	874 Mains & Services	Supplies for V...	2289 · Bruce L...	27.18		72,416.20
Credit Card Charge	02/14/2018	180226	874 Mains & Services	Supplies for E...	2283 · Steven ...	32.83		72,449.03
Bill	02/14/2018	115540	Hudson Equipment	Supplies for H...	2221 · Vendors	28.11		72,477.14
Credit	02/14/2018	115541	Hudson Equipment	Supplies for H...	2221 · Vendors		14.25	72,462.89
Bill	02/14/2018	115542	Hudson Equipment	Supplies for H...	2221 · Vendors	2.74		72,465.63
Bill	02/16/2018	HC11...	H & C Services and ...	Supplies for E...	2221 · Vendors	142.26		72,607.89
Credit Card Charge	02/17/2018	180226	874 Mains & Services	Supplies for V...	2289 · Bruce L...	21.59		72,629.48
Bill	02/19/2018	131155	England Ford Inc	oil change '11...	2221 · Vendors	62.73		72,692.21
General Journal	02/19/2018	180221		CC, JG, JS, ...	5100 · Services	21,137.79		93,830.00
Bill	02/19/2018	0219-...	O'Reilly Auto Parts	Supplies for ...	2221 · Vendors	34.56		93,864.56
Bill	02/20/2018	115881	Hudson Equipment	Supplies for H...	2221 · Vendors	9.52		93,874.08
Bill	02/20/2018	0219-...	O'Reilly Auto Parts	Supplies for ...	2221 · Vendors	55.51		93,929.59
Bill	02/21/2018	430069	F & G Service	Replace font ...	2221 · Vendors	1,469.25		95,398.84
Credit Card Charge	02/21/2018	180226	874 Mains & Services	Supplies for E...	2288 · Kevin P...	33.99		95,432.83
Bill	02/21/2018	68021...	Continental Industrie...	Supplies for E...	2221 · Vendors	54.65		95,487.48
Bill	02/23/2018	3650	Quinton Parts Supply	Supplies for K...	2221 · Vendors	13.05		95,500.53
Bill	02/26/2018	87940	Jenkins Oilfield Sup...	Suppleis for V...	2221 · Vendors	293.52		95,794.05
Bill	02/26/2018	11078...	Isco Industries, LLC	Supplies for V...	2221 · Vendors	22.37		95,816.42
Bill	02/28/2018	180228	Prince Plumbing LLC	Supplies for H...	2221 · Vendors	8.94		95,825.36
Credit Card Charge	02/28/2018	180305	874 Mains & Services	Supplies for J...	2274 · Jerry W...	12.86		95,838.22
Bill	02/28/2018	131358	England Ford Inc	oil change '10...	2221 · Vendors	54.97		95,893.19
Bill	02/28/2018	131346	England Ford Inc	oil change '16...	2221 · Vendors	59.10		95,952.29
Bill	02/28/2018	180308	Equity Exchange	Supplies for E...	2221 · Vendors	57.64		96,009.93
General Journal	02/28/2018	180228		3,615 meters	1607 · Meters ...		1,292.00	94,717.93
Bill	03/01/2018	180301	Green's Tire & Oil	4 tires, spare ...	2221 · Vendors	501.40		95,219.33
Bill	03/01/2018	180301	Green's Tire & Oil	4 tires KP	2221 · Vendors	545.00		95,764.33
Bill	03/01/2018	116384	Hudson Equipment	Supplies for H...	2221 · Vendors	5.00		95,769.33
Bill	03/02/2018	33721...	Locke Supply	Supplies for V...	2221 · Vendors	326.17		96,095.50
Bill	03/02/2018	0219-...	O'Reilly Auto Parts	Supplies for ...	2221 · Vendors	38.39		96,133.89
General Journal	03/05/2018	180307		CC, JG, JS, ...	5100 · Services	20,076.25		116,210.14
Bill	03/06/2018	133295	Cart Farm & Home ...	Supplies for E...	2221 · Vendors	7.69		116,217.83
Bill	03/07/2018	3730	Quinton Parts Supply	Supplies for K...	2221 · Vendors	26.13		116,243.96
General Journal	03/07/2018	180307		BR took 4 co...	2833 · Accrued...		288.00	115,955.96
Bill	03/08/2018	0244-...	O'Reilly Auto Parts	Supplies for E...	2221 · Vendors	42.77		115,998.73
Bill	03/09/2018	117167	Hudson Equipment	Supplies for H...	2221 · Vendors	17.98		116,016.71
Bill	03/09/2018	646145	Farmers Coop Mill &...	Oil change KP	2221 · Vendors	47.44		116,064.15
Credit Card Charge	03/10/2018	180320	874 Mains & Services	Supplies for ...	2285 · Jeff Fog...	56.58		116,120.73
Bill	03/12/2018	286139	Harold's Auto Supply	Supplies for e...	2221 · Vendors	10.76		116,131.49
Bill	03/13/2018	117450	Hudson Equipment	Supplies for H...	2221 · Vendors	5.67		116,137.16
Bill	03/14/2018	180314	Mike's Garage	shocks, transf...	2221 · Vendors	340.00		116,477.16
Credit	03/14/2018	49959...	ADP	OK SUI rate c...	2221 · Vendors		784.84	115,692.32
Credit Card Charge	03/14/2018	180417	874 Mains & Services	Flat	2275 · Johnny ...	15.00		115,707.32
Credit Card Charge	03/15/2018	180320	874 Mains & Services	Supplies for V...	2289 · Bruce L...	20.64		115,727.96
Bill	03/15/2018	134671	Cart Farm & Home ...	Supplies for E...	2221 · Vendors	14.29		115,742.25

Navitas Utility Corporation
General Ledger
As of December 31, 2018

Type	Date	Num	Name	Memo	Split	Debit	Credit	Balance
Bill	03/18/2018	6530	Hudson Country Sto...	Supplies for H...	2221 · Vendors	33.51		115,775.76
Credit Card Charge	03/19/2018	180320	874 Mains & Services	Supplies for E...	2288 · Kevin P...	13.05		115,788.81
Bill	03/19/2018	286522	Harold's Auto Supply	Supplies for e...	2221 · Vendors	21.27		115,810.08
Bill	03/19/2018	0244-...	O'Reilly Auto Parts	Supplies for E...	2221 · Vendors	24.60		115,834.68
Bill	03/19/2018	76700	Rainmaker Sales, Inc.	Supplies for E...	2221 · Vendors	2,217.30		118,051.98
Bill	03/20/2018	117916	Hudson Equipment	Supplies for H...	2221 · Vendors	6.54		118,058.52
Bill	03/20/2018	117918	Hudson Equipment	Supplies for H...	2221 · Vendors	5.03		118,063.55
Bill	03/21/2018	180321	5100 John Gorman	payroll mistake	2221 · Vendors	100.00		118,163.55
Bill	03/21/2018	180321	5100 Javan L Shaw	payroll mistake	2221 · Vendors	100.00		118,263.55
Bill	03/21/2018	180321	5100 Jerod Shaw	payroll mistake	2221 · Vendors	100.00		118,363.55
Bill	03/21/2018	180321	5100 Woody Sitton	payroll mistake	2221 · Vendors	100.00		118,463.55
Bill	03/21/2018	180321	5100 Scott Kniess	payroll mistake	2221 · Vendors	100.00		118,563.55
Bill	03/21/2018	180321	5100 Bruce Lynn	payroll mistake	2221 · Vendors	100.00		118,663.55
Bill	03/21/2018	180321	5100 Chris Crenshaw	payroll mistake	2221 · Vendors	100.00		118,763.55
Bill	03/21/2018	180321	5100 Jeff Fogle	payroll mistake	2221 · Vendors	100.00		118,863.55
Bill	03/21/2018	180321	5100 Robert Horsman	payroll mistake	2221 · Vendors	100.00		118,963.55
Bill	03/21/2018	180321	5100 Trenton Pearcy	payroll mistake	2221 · Vendors	100.00		119,063.55
Bill	03/21/2018	180321	5100 Shawn Enloe	payroll mistake	2221 · Vendors	100.00		119,163.55
Bill	03/21/2018	180321	5100 Johnny Good...	payroll mistake	2221 · Vendors	100.00		119,263.55
Bill	03/21/2018	180321	5100 Anthony Fogle	payroll mistake	2221 · Vendors	100.00		119,363.55
Bill	03/21/2018	6596	Hudson Country Sto...	Supplies for H...	2221 · Vendors	8.27		119,371.82
Bill	03/21/2018	88389	Jenkins Oilfield Sup...	Supplies for V...	2221 · Vendors	650.42		120,022.24
Credit Card Charge	03/21/2018	180418	874 Mains & Services	Supplies for H...	2283 · Steven ...	2.19		120,024.43
General Journal	03/21/2018	180321		CC, JG, JS, ...	5100 · Services	18,051.83		138,076.26
Bill	03/21/2018	23355	Prince Plumbing LLC	Supplies for H...	2221 · Vendors	3.72		138,079.98
Credit	03/22/2018	180322	ADP	OK SUI rate c...	2221 · Vendors		81.50	137,998.48
Bill	03/22/2018	118123	Hudson Equipment	Supplies for H...	2221 · Vendors	3.27		138,001.75
Credit Card Charge	03/22/2018	180418	874 Mains & Services	Supplies for E...	2288 · Kevin P...	126.63		138,128.38
Credit Card Charge	03/22/2018	180418	874 Mains & Services	Supplies for E...	2288 · Kevin P...	29.42		138,157.80
Bill	03/23/2018	HC11...	H & C Services and ...	Supplies for E...	2221 · Vendors	125.42		138,283.22
Bill	03/23/2018	286770	Harold's Auto Supply	Supplies for e...	2221 · Vendors	129.51		138,412.73
Credit Card Charge	03/23/2018	180417	874 Mains & Services	Supplies for ...	2294 · Chris Cr...	32.84		138,445.57
Credit Card Charge	03/23/2018	180417	874 Mains & Services	Flat	2275 · Johnny ...	15.00		138,460.57
Bill	03/26/2018	118384	Hudson Equipment	Supplies for H...	2221 · Vendors	5.67		138,466.24
Credit Card Charge	03/26/2018	180417	874 Mains & Services	Supplies for E...	2283 · Steven ...	467.09		138,933.33
Bill	03/27/2018	30521	Keystone-Beard Eq...	Supplies for V...	2221 · Vendors	100.75		139,034.08
Bill	03/27/2018	3897	Quinton Parts Supply	Supplies for K...	2221 · Vendors	13.05		139,047.13
Credit Card Charge	03/27/2018	180417	874 Mains & Services	Supplies for ...	2294 · Chris Cr...	25.19		139,072.32
Bill	03/28/2018	02965	Jensen Tractor Ranch	Supplies for ...	2221 · Vendors	248.83		139,321.15
Credit Card Charge	03/29/2018	180417	874 Mains & Services	Supplies for ...	2294 · Chris Cr...	58.01		139,379.16
Bill	03/31/2018	180409	Equity Exchange	Supplies for E...	2221 · Vendors	75.33		139,454.49
General Journal	03/31/2018	180331		3,613 meters	1607 · Meters ...		1,293.00	138,161.49
Bill	04/01/2018	180331	Green's Tire & Oil	flat	2221 · Vendors	12.00		138,173.49
Bill	04/01/2018	180331	Green's Tire & Oil	1 trailer tire	2221 · Vendors	141.70		138,315.19
Bill	04/01/2018	118557	Hudson Country Sto...	Supplies for H...	2221 · Vendors	5.77		138,320.96
Bill	04/02/2018	0244-...	O'Reilly Auto Parts	Supplies for E...	2221 · Vendors	98.63		138,419.59
General Journal	04/02/2018	180321		JF, AF, RH, C...	5100 · Services	17,760.31		156,179.90
Bill	04/03/2018	10989...	EGW Utilities, Inc.	Supplies for E...	2221 · Vendors	1,040.60		157,220.50
Credit Card Charge	04/03/2018	180320	874 Mains & Services	2 Tires	2289 · Bruce L...	163.27		157,383.77

Navitas Utility Corporation
General Ledger
As of December 31, 2018

Type	Date	Num	Name	Memo	Split	Debit	Credit	Balance
Bill	04/04/2018	HC11...	H & C Services and ...	Supplies for E...	2221 · Vendors	42.08		157,425.85
Credit Card Charge	04/04/2018	180418	874 Mains & Services	Supplies for E...	2288 · Kevin P...	182.72		157,608.57
Bill	04/04/2018	119050	Hudson Country Sto...	Supplies for H...	2221 · Vendors	9.40		157,617.97
Bill	04/05/2018	68040...	Continental Industrie...	Supplies for E...	2221 · Vendors	17.90		157,635.87
Bill	04/06/2018	21657...	Tate Boy's Tire & Se...	oil change 09 ...	2221 · Vendors	39.50		157,675.37
Bill	04/06/2018	K97820	OCT Equipment LLC	Backhoe parts	2221 · Vendors	370.44		158,045.81
Bill	04/06/2018	132091	England Ford Inc	oil change '10...	2221 · Vendors	61.21		158,107.02
Credit Card Charge	04/06/2018	180320	874 Mains & Services	Supplies for V...	2289 · Bruce L...	19.14		158,126.16
Bill	04/09/2018	10992...	EGW Utilities, Inc.	Supplies for V...	2221 · Vendors	653.73		158,779.89
Bill	04/09/2018	287674	Harold's Auto Supply	Supplies for e...	2221 · Vendors	3.07		158,782.96
Bill	04/09/2018	0244-...	O'Reilly Auto Parts	Supplies for E...	2221 · Vendors	325.60		159,108.56
Bill	04/09/2018	13039	Recon Pros, Inc.	Reupolster se...	2221 · Vendors	750.00		159,858.56
Credit Card Charge	04/10/2018	180418	874 Mains & Services	Supplies for E...	2288 · Kevin P...	26.93		159,885.49
Credit Card Charge	04/10/2018	180410	874 Mains & Services	Supplies for H...	2284 · Sam Cr...	10.51		159,896.00
Bill	04/11/2018	68040...	Continental Industrie...	Supplies for E...	2221 · Vendors	43.87		159,939.87
Credit Card Charge	04/12/2018	180418	903 Customer Reco...	Records room...	2291 · Ross M...	884.50		160,824.37
Credit Card Charge	04/12/2018	180419	874 Mains & Services	oil change SK	2290 · Scott K...	83.02		160,907.39
Bill	04/12/2018	11079...	Isco Industries, LLC	Supplies for E...	2221 · Vendors	137.24		161,044.63
Bill	04/12/2018	650092	Farmers Coop Mill &...	Oil change KP	2221 · Vendors	57.75		161,102.38
Bill	04/12/2018	132213	England Ford Inc	oil change '10...	2221 · Vendors	262.42		161,364.80
Bill	04/13/2018	1099 ...	EGW Utilities, Inc.	Supplies for V...	2221 · Vendors	91.75		161,456.55
Bill	04/17/2018	11079...	Isco Industries, LLC	Supplies for E...	2221 · Vendors	182.28		161,638.83
Credit Card Charge	04/18/2018	180504	874 Mains & Services	supplies for BL	2289 · Bruce L...	40.22		161,679.05
Bill	04/18/2018	180418	Mike's Garage	chev 2010 4x...	2221 · Vendors	170.00		161,849.05
General Journal	04/18/2018	180321		JF, AF, RH, C...	5100 · Services	18,203.47		180,052.52
Credit Card Charge	04/20/2018	180420	874 Mains & Services	Supplies for E...	2283 · Steven ...	80.86		180,133.38
Credit Card Charge	04/21/2018	180421	874 Mains & Services	Supplies for ...	2294 · Chris Cr...	10.86		180,144.24
Credit Card Charge	04/23/2018	180504	874 Mains & Services	flat tire BL	2289 · Bruce L...	15.00		180,159.24
Credit Card Charge	04/23/2018	180504	874 Mains & Services	flat tire BL	2289 · Bruce L...	12.00		180,171.24
Credit Card Charge	04/23/2018	180423	874 Mains & Services	Supplies for E...	2288 · Kevin P...	78.47		180,249.71
Credit Card Charge	04/23/2018	180423	874 Mains & Services	Supplies for E...	2288 · Kevin P...	20.95		180,270.66
Bill	04/24/2018	121112	Hudson Country Sto...	Supplies for H...	2221 · Vendors	5.03		180,275.69
Bill	04/24/2018	132441	England Ford Inc	oil change '10...	2221 · Vendors	63.94		180,339.63
Bill	04/25/2018	121252	Hudson Country Sto...	Supplies for H...	2221 · Vendors	28.51		180,368.14
Bill	04/25/2018	7888	K2Controls, Inc.	Supplies for E...	2221 · Vendors	83.69		180,451.83
Bill	04/26/2018	88235	Jenkins Oilfield Sup...	Supplies for V...	2221 · Vendors	875.77		181,327.60
Bill	04/27/2018	CHCS...	Cummins	FUEL SENDE...	2221 · Vendors	415.10		181,742.70
Bill	04/27/2018	0244-...	O'Reilly Auto Parts	Supplies for E...	2221 · Vendors	17.43		181,760.13
Bill	04/30/2018	4208	Quinton Parts Supply	Supplies / Big...	2221 · Vendors	17.43		181,777.56
Bill	04/30/2018	180508	Equity Exchange	Supplies for E...	2221 · Vendors	326.36		182,103.92
Credit Card Charge	04/30/2018	180430	874 Mains & Services	Supplies for ...	2294 · Chris Cr...	21.64		182,125.56
Invoice	04/30/2018	1804F...	Fort Cobb Fuel Auth...	decal printing ...	1201 · From m...		1,000.00	181,125.56
General Journal	04/30/2018	180430		3,613 meters	1607 · Meters ...		1,293.00	179,832.56
Credit Card Charge	05/01/2018	180501	874 Mains & Services	Supplies for V...	2289 · Bruce L...	21.94		179,854.50
Bill	05/01/2018	180501	Green's Tire & Oil	flat	2221 · Vendors	12.00		179,866.50
Bill	05/01/2018	180501	Green's Tire & Oil	4-235/80-16 T...	2221 · Vendors	511.40		180,377.90
Bill	05/01/2018	0244-...	O'Reilly Auto Parts	Supplies for E...	2221 · Vendors	339.95		180,717.85
Bill	05/01/2018	0244-...	O'Reilly Auto Parts	Supplies for E...	2221 · Vendors	246.70		180,964.55
Credit Card Charge	05/02/2018	180502	874 Mains & Services	pending recei...	2283 · Steven ...	415.10		181,379.65

Navitas Utility Corporation
General Ledger
As of December 31, 2018

Type	Date	Num	Name	Memo	Split	Debit	Credit	Balance
General Journal	05/02/2018	180321		JF, AF, RH, C...	5100 · Services	17,603.14		198,982.79
Bill	05/03/2018	180518	Mike's Garage	change driver ...	2221 · Vendors	45.00		199,027.79
Bill	05/03/2018	132657	England Ford Inc	2010 F150, M...	2221 · Vendors	62.97		199,090.76
Bill	05/07/2018	132711	England Ford Inc	2010 F150, M...	2221 · Vendors	94.81		199,185.57
Bill	05/08/2018	653205	Farmers Coop Mill &...	Oil change KP	2221 · Vendors	59.58		199,245.15
Bill	05/10/2018	1100 ...	EGW Utilities, Inc.	Supplies for V...	2221 · Vendors	311.25		199,556.40
Bill	05/11/2018	31185	Keystone-Beard Eq...	Supplies for V...	2221 · Vendors	174.34		199,730.74
Credit Card Charge	05/11/2018	180511	874 Mains & Services	flat tire BL	2289 · Bruce L...	59.84		199,790.58
Credit Card Charge	05/11/2018	180511	874 Mains & Services	Supplies for E...	2288 · Kevin P...	41.91		199,832.49
Credit Card Charge	05/11/2018	180511	874 Mains & Services	Supplies for E...	2288 · Kevin P...	32.60		199,865.09
General Journal	05/12/2018	180321		JF, AF, RH, C...	5100 · Services	17,990.02		217,855.11
Bill	05/14/2018	11008...	EGW Utilities, Inc.	Supplies for V...	2221 · Vendors	212.16		218,067.27
Bill	05/14/2018	11009...	EGW Utilities, Inc.	Supplies for V...	2221 · Vendors	3,105.18		221,172.45
Credit Card Charge	05/14/2018	180514	874 Mains & Services	Supplies for E...	2288 · Kevin P...	114.36		221,286.81
Credit Card Charge	05/14/2018	180514	874 Mains & Services	Supplies for V...	2289 · Bruce L...	47.84		221,334.65
Bill	05/15/2018	1090	Fort Cobb Fuel Auth...	decal printing ...	2221 · Vendors	1,000.00		222,334.65
Credit Card Charge	05/15/2018	47524	874 Mains & Services	Burris four-of-...	2291 · Ross M...	1,100.08		223,434.73
Bill	05/15/2018	132921	England Ford Inc	2016 silverad...	2221 · Vendors	65.56		223,500.29
Bill	05/17/2018	HC11...	H & C Services and ...	Supplies for E...	2221 · Vendors	94.24		223,594.53
Credit Card Charge	05/18/2018	180518	874 Mains & Services	Supplies for ...	2285 · Jeff Fog...	16.34		223,610.87
Bill	05/18/2018	11080...	Isco Industries, LLC	Supplies for E...	2221 · Vendors	16.32		223,627.19
Credit Card Charge	05/19/2018	180519	874 Mains & Services	Supplies for ...	2294 · Chris Cr...	132.76		223,759.95
Bill	05/21/2018	216 9...	Tate Boy's Tire & Se...	oil change silv...	2221 · Vendors	62.11		223,822.06
Credit Card Charge	05/21/2018	180521	874 Mains & Services	Supplies for ...	2285 · Jeff Fog...	54.42		223,876.48
Bill	05/21/2018	180521	Prince Plumbing LLC	Supplies for H...	2221 · Vendors	0.86		223,877.34
Credit Card Charge	05/22/2018	180522	874 Mains & Services	Toll Road usa...	2288 · Kevin P...	320.00		224,197.34
Credit Card Charge	05/22/2018	180522	874 Mains & Services	Supplies for E...	2288 · Kevin P...	26.09		224,223.43
Bill	05/23/2018	11013...	EGW Utilities, Inc.	Supplies for E...	2221 · Vendors	1,295.58		225,519.01
Credit Card Charge	05/23/2018	180523	874 Mains & Services	Supplies for E...	2288 · Kevin P...	128.50		225,647.51
Credit Card Charge	05/23/2018	180523	874 Mains & Services	Supplies for E...	2288 · Kevin P...	141.69		225,789.20
Bill	05/23/2018	89758	Jenkins Oilfield Sup...	Supplies for V...	2221 · Vendors	1,934.42		227,723.62
Bill	05/24/2018	180524	Hudson Country Sto...	Supplies for H...	2221 · Vendors	472.58		228,196.20
Bill	05/29/2018	216 9...	Tate Boy's Tire & Se...	oil change silv...	2221 · Vendors	56.04		228,252.24
Bill	05/29/2018	11015...	EGW Utilities, Inc.	Supplies for E...	2221 · Vendors	528.76		228,781.00
Bill	05/29/2018	18052...	England Ford Inc	finance charge	2221 · Vendors	1.18		228,782.18
Credit Card Charge	05/30/2018	180530	874 Mains & Services	Supplies for V...	2289 · Bruce L...	45.32		228,827.50
Credit Card Charge	05/30/2018	180529	874 Mains & Services	supplies for BL	2289 · Bruce L...	64.67		228,892.17
General Journal	05/30/2018	180321		JF, AF, RH, C...	5100 · Services	17,747.68		246,639.85
General Journal	05/30/2018	180530		3,613 meters	1607 · Meters ...		1,293.00	245,346.85
Credit Card Charge	05/31/2018	180531	874 Mains & Services	Supplies for E...	2288 · Kevin P...	40.60		245,387.45
Bill	05/31/2018	4310	Quinton Parts Supply	Supplies / Big...	2221 · Vendors	158.04		245,545.49
Bill	05/31/2018	180531	Cart Farm & Home ...	Supplies for E...	2221 · Vendors	461.59		246,007.08
Bill	05/31/2018	16446...	Fort Cobb Fuel Auth...	Materials for ...	2221 · Vendors	12,861.40		258,868.48
Invoice	05/31/2018	1805F...	Fort Cobb Fuel Auth...	decal printing ...	1201 · From m...		875.00	257,993.48
Bill	05/31/2018	180531	R&R Tire Shop	Flat tire	2221 · Vendors	11.00		258,004.48
Credit Card Charge	06/01/2018	180601	874 Mains & Services	Supplies for E...	2288 · Kevin P...	28.72		258,033.20
Bill	06/01/2018	0244-...	O'Reilly Auto Parts	Supplies for E...	2221 · Vendors	92.42		258,125.62
Credit Card Charge	06/03/2018	180603	874 Mains & Services	Supplies for E...	2286 · Darrel ...	16.97		258,142.59
Credit Card Charge	06/03/2018	180603	874 Mains & Services	supplies for BL	2289 · Bruce L...	30.74		258,173.33

Navitas Utility Corporation
General Ledger
As of December 31, 2018

Type	Date	Num	Name	Memo	Split	Debit	Credit	Balance
Credit Card Charge	06/04/2018	180604	874 Mains & Services	supplies for BL	2289 · Bruce L...	231.57		258,404.90
Credit Card Charge	06/04/2018	180604	874 Mains & Services	Supplies for V...	2289 · Bruce L...	168.60		258,573.50
Credit Card Charge	06/05/2018	13708...	874 Mains & Services	Oil Service KP	2288 · Kevin P...	70.44		258,643.94
Bill	06/05/2018	34473...	Locke Supply	Supplies for V...	2221 · Vendors	462.18		259,106.12
Bill	06/05/2018	180605	Cart Farm & Home ...	Supplies for E...	2221 · Vendors	21.08		259,127.20
Bill	06/05/2018	23758	Prince Plumbing LLC	Supplies for H...	2221 · Vendors	24.51		259,151.71
Credit Card Charge	06/06/2018	180605	874 Mains & Services	supplies for BL	2289 · Bruce L...	250.76		259,402.47
Credit Card Charge	06/06/2018	180606	874 Mains & Services	supplies for BL	2289 · Bruce L...	69.49		259,471.96
Bill	06/06/2018	31613	Keystone-Beard Eq...	Supplies for V...	2221 · Vendors	113.70		259,585.66
Bill	06/06/2018	9968	Quinton Parts Supply	Supplies	2221 · Vendors	135.15		259,720.81
Bill	06/07/2018	760229	Hinton Auto Supply	Supplies for H...	2221 · Vendors	2.71		259,723.52
Credit Card Charge	06/11/2018	180611	874 Mains & Services	Supplies for ...	2285 · Jeff Fog...	54.64		259,778.16
Credit Card Charge	06/11/2018	180611	874 Mains & Services	Supplies for ...	2285 · Jeff Fog...	8.67		259,786.83
General Journal	06/11/2018	180321		JF, AF, RH, C...	5100 · Services	19,660.60		279,447.43
Bill	06/11/2018	34538...	Locke Supply	Supplies for V...	2221 · Vendors	26.87		279,474.30
Credit Card Charge	06/11/2018	180611	874 Mains & Services	supplies for BL	2289 · Bruce L...	6.53		279,480.83
Bill	06/12/2018	23786	Prince Plumbing LLC	Supplies for H...	2221 · Vendors	7.03		279,487.86
Credit Card Charge	06/13/2018	180613	874 Mains & Services	Supplies for E...	2288 · Kevin P...	9.29		279,497.15
Bill	06/13/2018	10095	Quinton Parts Supply	Supplies	2221 · Vendors	68.55		279,565.70
Credit Card Charge	06/13/2018	180613	874 Mains & Services	Supplies for ...	2285 · Jeff Fog...	19.58		279,585.28
Credit Card Charge	06/13/2018	180613	874 Mains & Services	Supplies for V...	2289 · Bruce L...	304.23		279,889.51
Bill	06/14/2018	9818 ...	Grainger	Supplies for E...	2221 · Vendors	346.59		280,236.10
Bill	06/14/2018	0322-...	O'Reilly Auto Parts	Supplies for E...	2221 · Vendors	13.56		280,249.66
Bill	06/14/2018	31753	Keystone-Beard Eq...	Supplies for V...	2221 · Vendors	290.94		280,540.60
Credit Card Charge	06/15/2018	180615	874 Mains & Services	Supplies for ...	2285 · Jeff Fog...	197.07		280,737.67
Credit Card Charge	06/15/2018	180615	874 Mains & Services	Supplies for H...	2283 · Steven ...	41.42		280,779.09
Bill	06/15/2018	31784	Keystone-Beard Eq...	Supplies for V...	2221 · Vendors	178.20		280,957.29
Bill	06/15/2018	31790	Keystone-Beard Eq...	Supplies for V...	2221 · Vendors	78.95		281,036.24
Bill	06/18/2018	HC11...	H & C Services and ...	Supplies for E...	2221 · Vendors	67.75		281,103.99
Credit Card Charge	06/18/2018	180618	874 Mains & Services	Supplies for E...	2288 · Kevin P...	49.83		281,153.82
Credit Card Charge	06/18/2018	180618	874 Mains & Services	Supplies for V...	2289 · Bruce L...	24.05		281,177.87
Credit Card Charge	06/18/2018	180618	874 Mains & Services	Supplies for V...	2289 · Bruce L...	26.32		281,204.19
Credit Card Charge	06/18/2018	180618	874 Mains & Services	Supplies for ...	2294 · Chris Cr...	26.28		281,230.47
Credit Card Charge	06/18/2018	180618	874 Mains & Services	Supplies for H...	2283 · Steven ...	6.54		281,237.01
Bill	06/18/2018	31805	Keystone-Beard Eq...	Supplies for V...	2221 · Vendors	226.20		281,463.21
Credit Card Charge	06/18/2018	180618	874 Mains & Services	Supplies for ...	2285 · Jeff Fog...	30.84		281,494.05
Bill	06/19/2018	11025...	EGW Utilities, Inc.	Supplies for E...	2221 · Vendors	133.89		281,627.94
Credit Card Charge	06/19/2018	180619	874 Mains & Services	Supplies for E...	2288 · Kevin P...	87.24		281,715.18
Credit Card Charge	06/19/2018	180619	874 Mains & Services	Supplies for E...	2288 · Kevin P...	449.79		282,164.97
Bill	06/19/2018	31833	Keystone-Beard Eq...	Supplies for V...	2221 · Vendors	106.04		282,271.01
Credit Card Charge	06/20/2018	180620	874 Mains & Services	Supplies for V...	2289 · Bruce L...	23.95		282,294.96
Bill	06/20/2018	67795	Brown Ford & Mercu...	replace spark...	2221 · Vendors	623.75		282,918.71
Bill	06/20/2018	23832	Prince Plumbing LLC	Supplies for H...	2221 · Vendors	8.37		282,927.08
Bill	06/22/2018	1105	Fort Cobb Fuel Auth...	decal printing ...	2221 · Vendors	875.00		283,802.08
Bill	06/25/2018	180625	Hudson Country Sto...	Supplies for H...	2221 · Vendors	1,039.13		284,841.21
Bill	06/25/2018	10315	Quinton Parts Supply	Supplies	2221 · Vendors	19.55		284,860.76
General Journal	06/25/2018	180321		JF, AF, RH, C...	5100 · Services	19,268.91		304,129.67
Bill	06/25/2018	1108 ...	Isco Industries, LLC	Supplies for E...	2221 · Vendors	1,435.50		305,565.17
Bill	06/25/2018	1108 ...	Isco Industries, LLC	Supplies for E...	2221 · Vendors	88.20		305,653.37

Navitas Utility Corporation
General Ledger
As of December 31, 2018

Type	Date	Num	Name	Memo	Split	Debit	Credit	Balance
Credit Card Charge	06/26/2018	180626	874 Mains & Services	Supplies for E...	2288 · Kevin P...	18.53		305,671.90
Bill	06/26/2018	90580	Jenkins Oilfield Sup...	Supplies for V...	2221 · Vendors	114.37		305,786.27
Bill	06/26/2018	133790	England Ford Inc	2010 silverad...	2221 · Vendors	50.30		305,836.57
General Journal	06/27/2018	180627		Adjustment c...	1183 · Cash Dr...		1.01	305,835.56
Bill	06/27/2018	18062...	England Ford Inc	finance charge	2221 · Vendors	4.39		305,839.95
Credit Card Charge	06/27/2018	180627	874 Mains & Services	radiator repair...	2283 · Steven ...	135.00		305,974.95
Bill	06/27/2018	31994	Keystone-Beard Eq...	Supplies for V...	2221 · Vendors	47.75		306,022.70
Bill	06/27/2018	0219-...	O'Reilly Auto Parts	Supplies for E...	2221 · Vendors	36.97		306,059.67
Bill	06/28/2018	180628	Green's Tire & Oil	flat and balan...	2221 · Vendors	91.80		306,151.47
Credit Card Charge	06/29/2018	180629	874 Mains & Services	Supplies for ...	2294 · Chris Cr...	72.94		306,224.41
Credit Card Charge	06/29/2018	180629	874 Mains & Services	Supplies for E...	2288 · Kevin P...	128.22		306,352.63
Bill	06/30/2018	80160...	Fort Cobb Fuel Auth...	Materials for ...	2221 · Vendors	192.92		306,545.55
Bill	06/30/2018	0322-...	O'Reilly Auto Parts	Supplies for E...	2221 · Vendors	109.26		306,654.81
Invoice	06/30/2018	1806F...	Fort Cobb Fuel Auth...	Materials for ...	1201 · From m...		12,861.40	293,793.41
Invoice	06/30/2018	1806F...	Fort Cobb Fuel Auth...	Materials for ...	1201 · From m...		192.92	293,600.49
General Journal	06/30/2018	180630		3,613 meters	1607 · Meters ...		1,293.00	292,307.49
Credit Card Charge	07/02/2018	180702	Fort Cobb Fuel Auth...	supplies for BL	2289 · Bruce L...	152.21		292,459.70
Credit Card Charge	07/03/2018	180702	874 Mains & Services	radiator repair...	2283 · Steven ...	250.00		292,709.70
Bill	07/03/2018	217 2...	Tate Boy's Tire & Se...	Flat repair - lo...	2221 · Vendors	10.00		292,719.70
Credit Card Charge	07/05/2018	180705	874 Mains & Services	Supplies for E...	2286 · Darrel ...	28.33		292,748.03
Bill	07/05/2018	11033...	EGW Utilities, Inc.	Supplies for E...	2221 · Vendors	972.81		293,720.84
Credit	07/05/2018	18070...	England Ford Inc	finance charge	2221 · Vendors		5.57	293,715.27
Credit Card Charge	07/05/2018	180705	874 Mains & Services	Supplies for H...	2283 · Steven ...	77.94		293,793.21
Bill	07/05/2018	11081...	Isco Industries, LLC	Supplies for E...	2221 · Vendors	84.01		293,877.22
Bill	07/06/2018	4750-...	Quinton Parts Supply	Supplies	2221 · Vendors	17.27		293,894.49
Bill	07/06/2018	23878	Prince Plumbing LLC	Supplies for H...	2221 · Vendors	3.27		293,897.76
Credit Card Charge	07/07/2018	180707	874 Mains & Services	Supplies for ...	2294 · Chris Cr...	127.63		294,025.39
Bill	07/07/2018	0153-...	O'Reilly Auto Parts	Supplies for E...	2221 · Vendors	97.41		294,122.80
General Journal	07/09/2018	180321		JF, AF, RH, C...	5100 · Services	37,071.51		331,194.31
Credit Card Charge	07/10/2018	180710	Fort Cobb Fuel Auth...	supplies for BL	2289 · Bruce L...	18.13		331,212.44
Credit Card Charge	07/10/2018	180710	Fort Cobb Fuel Auth...	supplies for BL	2289 · Bruce L...	55.76		331,268.20
Bill	07/10/2018	11072...	Isco Industries, LLC	Supplies for E...	2221 · Vendors	123.38		331,391.58
Bill	07/10/2018	0219-...	O'Reilly Auto Parts	Supplies for E...	2221 · Vendors	37.84		331,429.42
Credit Card Charge	07/10/2018	180710	874 Mains & Services	Supplies for E...	2283 · Steven ...	27.48		331,456.90
Bill	07/11/2018	180711	5100 Trenton Pearcy	CDL Xpress ...	2221 · Vendors	150.00		331,606.90
Bill	07/11/2018	34794...	Locke Supply	Supplies for V...	2221 · Vendors	358.44		331,965.34
Bill	07/17/2018	180717	R&R Tire Shop	x2 New 265/7...	2221 · Vendors	467.00		332,432.34
Credit Card Charge	07/18/2018	180718	874 Mains & Services	Truck repair f...	2284 · Sam Cr...	59.99		332,492.33
Bill	07/18/2018	134254	England Ford Inc	2011 F150 41...	2221 · Vendors	70.88		332,563.21
Bill	07/18/2018	149955	Cart Farm & Home ...	Supplies for E...	2221 · Vendors	5.49		332,568.70
Bill	07/20/2018	662450	Farmers Coop Mill &...	station labor KP	2221 · Vendors	10.00		332,578.70
Bill	07/22/2018	0322-...	O'Reilly Auto Parts	Supplies for E...	2221 · Vendors	44.65		332,623.35
Bill	07/23/2018	217 4...	Tate Boy's Tire & Se...	Flat repair - lo...	2221 · Vendors	42.87		332,666.22
Credit Card Charge	07/23/2018	180723	Fort Cobb Fuel Auth...	supplies for BL	2289 · Bruce L...	159.36		332,825.58
Credit Card Charge	07/23/2018	180723	Fort Cobb Fuel Auth...	materials for ...	2289 · Bruce L...	789.36		333,614.94
Bill	07/23/2018	16489...	Fort Cobb Fuel Auth...	Materials for ...	2221 · Vendors	930.56		334,545.50
Bill	07/24/2018	9855 ...	Grainger	Supplies for E...	2221 · Vendors	372.87		334,918.37
Credit	07/24/2018	1326 ...	Grainger	Supplies for E...	2221 · Vendors		329.18	334,589.19
General Journal	07/24/2018	180321		JF, AF, RH, C...	5100 · Services	19,826.70		354,415.89

Navitas Utility Corporation
General Ledger
As of December 31, 2018

Type	Date	Num	Name	Memo	Split	Debit	Credit	Balance
General Journal	07/24/2018	180724		JF, AF, RH, C...	5100 · Services	492.40		354,908.29
Credit Card Charge	07/25/2018	180725	874 Mains & Services	Supplies for E...	2288 · Kevin P...	104.29		355,012.58
Credit Card Charge	07/25/2018	180725	874 Mains & Services	Supplies for E...	2288 · Kevin P...	272.39		355,284.97
Bill	07/25/2018	180725	Hudson Country Sto...	Supplies for H...	2221 · Vendors	1,356.43		356,641.40
Bill	07/25/2018	91313	Jenkins Oilfield Sup...	Supplies for V...	2221 · Vendors	286.14		356,927.54
Credit Card Charge	07/26/2018	180726	874 Mains & Services	Supplies for E...	2288 · Kevin P...	63.56		356,991.10
Bill	07/26/2018	0244-...	O'Reilly Auto Parts	Supplies for E...	2221 · Vendors	81.08		357,072.18
Bill	07/30/2018	294108	Harold's Auto Supply	Supplies for e...	2221 · Vendors	41.35		357,113.53
Credit Card Charge	07/30/2018	180730	874 Mains & Services	oil change SK	2290 · Scott K...	83.02		357,196.55
General Journal	07/30/2018	180730		3,613 meters	1607 · Meters ...		1,293.00	355,903.55
Bill	07/31/2018	11045...	EGW Utilities, Inc.	Supplies for E...	2221 · Vendors	727.59		356,631.14
Bill	07/31/2018	68025	Brown Ford & Mercu...	replace axel h...	2221 · Vendors	561.86		357,193.00
Invoice	07/31/2018	1807F...	Fort Cobb Fuel Auth...	supplies for BL	1201 · From m...		152.21	357,040.79
Invoice	07/31/2018	1807F...	Fort Cobb Fuel Auth...	supplies for BL	1201 · From m...		18.13	357,022.66
Invoice	07/31/2018	1807F...	Fort Cobb Fuel Auth...	supplies for BL	1201 · From m...		55.76	356,966.90
Invoice	07/31/2018	1807F...	Fort Cobb Fuel Auth...	boom 30-39' ...	1201 · From m...	0.00		356,966.90
Invoice	07/31/2018	1807F...	Fort Cobb Fuel Auth...	supplies for BL	1201 · From m...		159.36	356,807.54
Invoice	07/31/2018	1807F...	Fort Cobb Fuel Auth...	Materials for ...	1201 · From m...		930.56	355,876.98
Bill	08/01/2018	11047...	EGW Utilities, Inc.	Supplies for E...	2221 · Vendors	601.72		356,478.70
Credit Card Charge	08/02/2018	180802	874 Mains & Services	Supplies for E...	2288 · Kevin P...	112.07		356,590.77
Credit Card Charge	08/02/2018	180802	874 Mains & Services	Supplies for E...	2288 · Kevin P...	17.62		356,608.39
Credit Card Charge	08/02/2018	180801	874 Mains & Services	Supplies for E...	2283 · Steven ...	38.01		356,646.40
Bill	08/02/2018	16495...	Fort Cobb Fuel Auth...	Materials for ...	2221 · Vendors	2,238.30		358,884.70
Bill	08/02/2018	294372	Harold's Auto Supply	Supplies for e...	2221 · Vendors	38.39		358,923.09
Bill	08/02/2018	4952	Quinton Parts Supply	Supplies	2221 · Vendors	41.38		358,964.47
Bill	08/03/2018	4957	Quinton Parts Supply	Supplies	2221 · Vendors	19.55		358,984.02
Bill	08/06/2018	180806	5100 Trenton Pearcy	CDL payment...	2221 · Vendors	85.00		359,069.02
General Journal	08/07/2018	180321		JF, AF, RH, C...	5100 · Services	19,312.26		378,381.28
Credit Card Charge	08/08/2018	180808	874 Mains & Services	Supplies for E...	2288 · Kevin P...	4.52		378,385.80
Credit Card Charge	08/08/2018	180808	874 Mains & Services	Supplies for E...	2288 · Kevin P...	31.96		378,417.76
Bill	08/08/2018	11082...	Isco Industries, LLC	Supplies for E...	2221 · Vendors	2,116.82		380,534.58
Bill	08/08/2018	4980	Quinton Parts Supply	Supplies	2221 · Vendors	14.66		380,549.24
Bill	08/09/2018	134763	England Ford Inc	2016 Silverad...	2221 · Vendors	112.14		380,661.38
Bill	08/09/2018	58032	England Ford Inc	hose	2221 · Vendors	42.89		380,704.27
Bill	08/09/2018	134779	England Ford Inc	2012 F550 vin...	2221 · Vendors	197.97		380,902.24
Credit Card Charge	08/10/2018	180810	874 Mains & Services	Supplies for E...	2288 · Kevin P...	250.00		381,152.24
Credit Card Charge	08/10/2018	180810	874 Mains & Services	Supplies for E...	2288 · Kevin P...	331.13		381,483.37
Credit Card Charge	08/10/2018	180810	874 Mains & Services	supplies for BL	2289 · Bruce L...	17.47		381,500.84
Bill	08/10/2018	18310	Bayou Engineering ...	(6+1) mercapt...	2221 · Vendors	3,106.06		384,606.90
Credit Card Charge	08/12/2018	180812	874 Mains & Services	Supplies for E...	2283 · Steven ...	32.64		384,639.54
Bill	08/13/2018	32736	Keystone-Beard Eq...	Supplies for V...	2221 · Vendors	125.38		384,764.92
Credit Card Charge	08/13/2018	180813	874 Mains & Services	Supplies for ...	2285 · Jeff Fog...	87.12		384,852.04
Credit Card Charge	08/13/2018	180813	874 Mains & Services	Supplies for ...	2294 · Chris Cr...	26.06		384,878.10
Credit Card Charge	08/14/2018	180814	874 Mains & Services	charcola/tools...	2289 · Bruce L...	252.84		385,130.94
Bill	08/15/2018	HC11...	H & C Services and ...	Supplies for E...	2221 · Vendors	126.93		385,257.87
Credit Card Charge	08/15/2018	180815	874 Mains & Services	supplies for BL	2289 · Bruce L...	86.12		385,343.99
Bill	08/16/2018	295183	Harold's Auto Supply	Supplies for e...	2221 · Vendors	33.73		385,377.72
Bill	08/17/2018	217 6...	Tate Boy's Tire & Se...	service sched...	2221 · Vendors	39.50		385,417.22
Credit Card Charge	08/19/2018	180819	874 Mains & Services	Supplies for ...	2294 · Chris Cr...	36.80		385,454.02

Navitas Utility Corporation
General Ledger
As of December 31, 2018

Type	Date	Num	Name	Memo	Split	Debit	Credit	Balance
Credit Card Charge	08/19/2018	180819	874 Mains & Services	Supplies for ...	2294 · Chris Cr...	32.80		385,486.82
Bill	08/20/2018	32845	Keystone-Beard Eq...	Supplies for V...	2221 · Vendors	21.60		385,508.42
Bill	08/20/2018	S0200...	OCT Equipment LLC	Backhoe parts	2221 · Vendors	60.77		385,569.19
Bill	08/20/2018	134990	England Ford Inc	2013 Silverad...	2221 · Vendors	64.41		385,633.60
General Journal	08/20/2018	180321		JF, AF, RH, C...	5100 · Services	17,321.11		402,954.71
Bill	08/21/2018	35156...	Locke Supply	Supplies for V...	2221 · Vendors	115.87		403,070.58
Bill	08/21/2018	42463...	Continental Industrie...	Supplies for E...	2221 · Vendors	237.46		403,308.04
Credit Card Charge	08/22/2018	180822	874 Mains & Services	Supplies for ...	2285 · Jeff Fog...	41.61		403,349.65
Credit Card Charge	08/22/2018	180822	Fort Cobb Fuel Auth...	supplies for BL	2289 · Bruce L...	82.34		403,431.99
Bill	08/22/2018	42464...	Continental Industrie...	Supplies for E...	2221 · Vendors	43.21		403,475.20
Credit Card Charge	08/23/2018	180823	874 Mains & Services	Supplies for ...	2285 · Jeff Fog...	13.65		403,488.85
Bill	08/23/2018	HC11...	H & C Services and ...	Supplies for E...	2221 · Vendors	35.03		403,523.88
Credit Card Charge	08/23/2018	180823	874 Mains & Services	Supplies for ...	2294 · Chris Cr...	10.82		403,534.70
Credit Card Charge	08/24/2018	180824		Cobb Creek S...	2296 · Jerod S...	67.84		403,602.54
Credit Card Charge	08/24/2018	180824		CGS Eakley ...	2296 · Jerod S...	14.07		403,616.61
Bill	08/24/2018	0219-...	O'Reilly Auto Parts	Supplies for E...	2221 · Vendors	5.65		403,622.26
Bill	08/24/2018	135083	England Ford Inc	2018 F-550 vi...	2221 · Vendors	182.87		403,805.13
Credit Card Charge	08/27/2018	180827	874 Mains & Services	Supplies for ...	2285 · Jeff Fog...	65.07		403,870.20
Credit Card Charge	08/27/2018	180827	Fort Cobb Fuel Auth...	supplies for BL	2289 · Bruce L...	84.06		403,954.26
Credit Card Credit	08/27/2018	180827	Fort Cobb Fuel Auth...	supplies for BL	2289 · Bruce L...		21.49	403,932.77
Bill	08/27/2018	180827	Hudson Country Sto...	Supplies for H...	2221 · Vendors	1,024.05		404,956.82
Bill	08/27/2018	295778	Harold's Auto Supply	Supplies for e...	2221 · Vendors	0.64		404,957.46
Bill	08/28/2018	217 6...	Tate Boy's Tire & Se...	service sched...	2221 · Vendors	812.96		405,770.42
Credit Card Charge	08/28/2018	180828		NAPA - Flare ...	2296 · Jerod S...	76.63		405,847.05
Credit Card Charge	08/28/2018	180828		McKinsey Mot...	2296 · Jerod S...	17.47		405,864.52
Credit Card Charge	08/28/2018	180828	874 Mains & Services	Supplies for ...	2294 · Chris Cr...	9.78		405,874.30
Credit Card Charge	08/29/2018	180829	Fort Cobb Fuel Auth...	supplies for BL	2289 · Bruce L...	12.88		405,887.18
Bill	08/29/2018	155268	Cart Farm & Home ...	Supplies for E...	2221 · Vendors	81.17		405,968.35
Bill	08/29/2018	92043	Jenkins Oilfield Sup...	Supplies for V...	2221 · Vendors	151.26		406,119.61
Credit Card Charge	08/29/2018	18008...	874 Mains & Services	Supplies for E...	2288 · Kevin P...	59.99		406,179.60
Credit Card Charge	08/29/2018	18008...	874 Mains & Services	Supplies for E...	2288 · Kevin P...	9.84		406,189.44
Bill	08/30/2018	180830	5100 Trenton Pearcy	CDL payment...	2221 · Vendors	29.00		406,218.44
Bill	08/30/2018	5174	Quinton Parts Supply	Supplies	2221 · Vendors	26.07		406,244.51
Bill	08/30/2018	24100	Prince Plumbing LLC	Supplies for H...	2221 · Vendors	19.21		406,263.72
General Journal	08/30/2018	180830		3,613 meters	1607 · Meters ...		1,293.00	404,970.72
Bill	08/31/2018	42473...	Continental Industrie...	Supplies for E...	2221 · Vendors	102.48		405,073.20
Bill	08/31/2018	67074...	G & C Supply Co, Inc	Cust # 109469	2221 · Vendors	18.80		405,092.00
General Journal	08/31/2018	180321		JF, AF, RH, C...	5100 · Services	16,769.55		421,861.55
Invoice	08/31/2018	1808F...	Fort Cobb Fuel Auth...	materials for ...	1201 · From m...		789.36	421,072.19
Invoice	08/31/2018	1808F...	Fort Cobb Fuel Auth...	Materials for ...	1201 · From m...		2,238.30	418,833.89
Invoice	08/31/2018	1808F...	Fort Cobb Fuel Auth...	supplies for BL	1201 · From m...		82.34	418,751.55
Invoice	08/31/2018	1808F...	Fort Cobb Fuel Auth...	supplies for BL	1201 · From m...		84.06	418,667.49
Invoice	08/31/2018	1808F...	Fort Cobb Fuel Auth...	supplies for BL	1201 · From m...	21.49		418,688.98
Invoice	08/31/2018	1808F...	Fort Cobb Fuel Auth...	supplies for BL	1201 · From m...		12.88	418,676.10
Bill	08/31/2018	24105	Prince Plumbing LLC	Supplies for H...	2221 · Vendors	8.60		418,684.70
Bill	09/04/2018	135278	England Ford Inc	2010 F-150 vi...	2221 · Vendors	73.96		418,758.66
Credit Card Charge	09/04/2018	180904	874 Mains & Services	Supplies for ...	2294 · Chris Cr...	29.34		418,788.00
Bill	09/05/2018	33072	Keystone-Beard Eq...	Supplies for V...	2221 · Vendors	30.00		418,818.00
Bill	09/05/2018	156214	Cart Farm & Home ...	Supplies for E...	2221 · Vendors	9.44		418,827.44

Navitas Utility Corporation
General Ledger
As of December 31, 2018

Type	Date	Num	Name	Memo	Split	Debit	Credit	Balance
Bill	09/05/2018	296229	Harold's Auto Supply	Supplies for e...	2221 · Vendors	34.35		418,861.79
Bill	09/06/2018	18090...	5100 Conner D. Coo...	CDL Reimbur...	2221 · Vendors	95.00		418,956.79
Bill	09/06/2018	42477...	Continental Industrie...	Supplies for E...	2221 · Vendors	61.37		419,018.16
Bill	09/06/2018	135341	England Ford Inc	2010 F-150 vi...	2221 · Vendors	117.37		419,135.53
Credit Card Charge	09/07/2018	180907	874 Mains & Services	Supplies for E...	2283 · Steven ...	184.86		419,320.39
Bill	09/07/2018	0244-...	O'Reilly Auto Parts	Supplies for E...	2221 · Vendors	22.27		419,342.66
Credit Card Charge	09/07/2018	180907	874 Mains & Services	Supplies for ...	2294 · Chris Cr...	38.16		419,380.82
Bill	09/07/2018	5220	Quinton Parts Supply	Supplies	2221 · Vendors	9.78		419,390.60
Bill	09/10/2018	135395	England Ford Inc	2010 F-150 vi...	2221 · Vendors	390.38		419,780.98
Bill	09/10/2018	0322-...	O'Reilly Auto Parts	Supplies for E...	2221 · Vendors	11.72		419,792.70
Bill	09/10/2018	296513	Harold's Auto Supply	Supplies for e...	2221 · Vendors	104.14		419,896.84
Credit Card Charge	09/11/2018	180911		Line-X - Ironcr...	2296 · Jerod S...	322.68		420,219.52
Credit Card Charge	09/11/2018	180911		supplies	2296 · Jerod S...	21.72		420,241.24
Credit Card Charge	09/11/2018	180911	874 Mains & Services	Supplies for E...	2283 · Steven ...	6.56		420,247.80
Credit Card Charge	09/11/2018	180911	874 Mains & Services	Supplies for E...	2283 · Steven ...	10.04		420,257.84
Credit Card Charge	09/11/2018	180911	Fort Cobb Fuel Auth...	supplies for BL	2289 · Bruce L...	65.68		420,323.52
Credit Card Charge	09/11/2018	180911	Fort Cobb Fuel Auth...	supplies for BL	2289 · Bruce L...	61.01		420,384.53
Credit Card Charge	09/11/2018	180911	Fort Cobb Fuel Auth...	supplies for BL	2289 · Bruce L...	254.79		420,639.32
Bill	09/12/2018	11083...	Isco Industries, LLC	Supplies for E...	2221 · Vendors	38.03		420,677.35
Bill	09/12/2018	11083...	Isco Industries, LLC	Supplies for E...	2221 · Vendors	1,173.60		421,850.95
Bill	09/12/2018	135457	England Ford Inc	2017 RAM vin...	2221 · Vendors	103.79		421,954.74
Bill	09/12/2018	HC11...	H & C Services and ...	Supplies for E...	2221 · Vendors	28.24		421,982.98
Credit Card Charge	09/12/2018	180912	874 Mains & Services	Supplies for E...	2283 · Steven ...	120.27		422,103.25
Bill	09/12/2018	5253	Quinton Parts Supply	Supplies	2221 · Vendors	38.11		422,141.36
Bill	09/13/2018	157206	Cart Farm & Home ...	Supplies for E...	2221 · Vendors	16.91		422,158.27
General Journal	09/14/2018	180321		JF, AF, RH, C...	5100 · Services	19,344.29		441,502.56
Bill	09/17/2018	217 8...	Tate Boy's Tire & Se...	service sched...	2221 · Vendors	77.24		441,579.80
Credit Card Charge	09/17/2018	180917	Fort Cobb Fuel Auth...	supplies for BL	2289 · Bruce L...	1,876.54		443,456.34
Bill	09/17/2018	157574	Cart Farm & Home ...	Supplies for E...	2221 · Vendors	223.19		443,679.53
Bill	09/18/2018	180918	5100 Bruce Lynn	SUPPLEMEN...	2221 · Vendors	144.70		443,824.23
Credit Card Charge	09/18/2018	180918	Fort Cobb Fuel Auth...	supplies for BL	2289 · Bruce L...	7.18		443,831.41
Credit Card Charge	09/19/2018	180919	874 Mains & Services	Supplies for E...	2283 · Steven ...	22.50		443,853.91
Credit Card Charge	09/19/2018	180919	Fort Cobb Fuel Auth...	supplies for BL	2289 · Bruce L...	18.62		443,872.53
Credit Card Charge	09/19/2018	180919	874 Mains & Services	oil change mil...	2289 · Bruce L...	64.69		443,937.22
Credit Card Charge	09/19/2018	180919	874 Mains & Services	Supplies for ...	2285 · Jeff Fog...	23.95		443,961.17
Bill	09/21/2018	0219-...	O'Reilly Auto Parts	Supplies for E...	2221 · Vendors	125.16		444,086.33
Bill	09/21/2018	0219-...	O'Reilly Auto Parts	Supplies for E...	2221 · Vendors	35.89		444,122.22
Credit Card Charge	09/21/2018	180921	874 Mains & Services	Stickers for O...	2291 · Ross M...	237.96		444,360.18
Bill	09/24/2018	11071...	EGW Utilities, Inc.	Supplies for E...	2221 · Vendors	3,758.05		448,118.23
Credit Card Charge	09/24/2018	180924	874 Mains & Services	Supplies for E...	2288 · Kevin P...	57.42		448,175.65
Bill	09/25/2018	16560...	Fort Cobb Fuel Auth...	Materials for ...	2221 · Vendors	2,891.64		451,067.29
Credit Card Charge	09/25/2018	180925	874 Mains & Services	Supplies for E...	2283 · Steven ...	35.06		451,102.35
Credit Card Charge	09/25/2018	180925	874 Mains & Services	Supplies for E...	2283 · Steven ...	50.88		451,153.23
Credit Card Charge	09/25/2018	180925	874 Mains & Services	Supplies for OK	2288 · Kevin P...	216.91		451,370.14
Credit Card Charge	09/25/2018	180925	874 Mains & Services	Supplies for E...	2288 · Kevin P...	81.10		451,451.24
Credit Card Charge	09/25/2018	180925	874 Mains & Services	Supplies for E...	2288 · Kevin P...	299.63		451,750.87
Bill	09/25/2018	671507	Farmers Coop Mill &...	station labor KP	2221 · Vendors	13.30		451,764.17
Bill	09/25/2018	297429	Harold's Auto Supply	Supplies for e...	2221 · Vendors	11.19		451,775.36
Bill	09/26/2018	180926	Hudson Country Sto...	Supplies for H...	2221 · Vendors	139.28		451,914.64

Navitas Utility Corporation
General Ledger
As of December 31, 2018

Type	Date	Num	Name	Memo	Split	Debit	Credit	Balance
Bill	09/27/2018	11083...	Isco Industries, LLC	Supplies for E...	2221 · Vendors	148.71		452,063.35
Bill	09/27/2018	135839	England Ford Inc	2017 Silverad...	2221 · Vendors	62.95		452,126.30
Bill	09/27/2018	5385	Quinton Parts Supply	Supplies	2221 · Vendors	29.42		452,155.72
Credit Card Charge	09/27/2018	180927	874 Mains & Services	Supplies for E...	2283 · Steven ...	147.19		452,302.91
Invoice	09/30/2018	1809F...	Fort Cobb Fuel Auth...	supplies for BL	1201 · From m...		65.68	452,237.23
Invoice	09/30/2018	1809F...	Fort Cobb Fuel Auth...	supplies for BL	1201 · From m...		61.01	452,176.22
Invoice	09/30/2018	1809F...	Fort Cobb Fuel Auth...	supplies for BL	1201 · From m...		254.79	451,921.43
Invoice	09/30/2018	1809F...	Fort Cobb Fuel Auth...	supplies for BL	1201 · From m...		7.18	451,914.25
Invoice	09/30/2018	1809F...	Fort Cobb Fuel Auth...	supplies for BL	1201 · From m...		18.62	451,895.63
Invoice	09/30/2018	1809F...	Fort Cobb Fuel Auth...	Materials for ...	1201 · From m...		2,891.64	449,003.99
General Journal	09/30/2018	180930		JF, AF, RH, C...	5100 · Services	19,976.71		468,980.70
General Journal	09/30/2018	180930		3,613 meters	1607 · Meters ...		1,293.00	467,687.70
Credit Card Charge	10/01/2018	181001	Fort Cobb Fuel Auth...	supplies for BL	2289 · Bruce L...	25.86		467,713.56
Bill	10/01/2018	24195	Prince Plumbing LLC	Supplies for H...	2221 · Vendors	24.32		467,737.88
Credit Card Charge	10/02/2018	181002	Fort Cobb Fuel Auth...	supplies for BL	2289 · Bruce L...	8.72		467,746.60
Credit Card Charge	10/03/2018	181003	Fort Cobb Fuel Auth...	supplies for BL	2289 · Bruce L...	18.59		467,765.19
Bill	10/04/2018	11076...	EGW Utilities, Inc.	Supplies for E...	2221 · Vendors	14.83		467,780.02
Credit Card Charge	10/04/2018	181004	874 Mains & Services	Supplies for E...	2288 · Kevin P...	42.92		467,822.94
Credit Card Charge	10/04/2018	181004	874 Mains & Services	Supplies for E...	2288 · Kevin P...	42.36		467,865.30
Credit Card Charge	10/04/2018	181004	874 Mains & Services	Supplies for E...	2288 · Kevin P...	56.06		467,921.36
Bill	10/05/2018	24219	Prince Plumbing LLC	Supplies for H...	2221 · Vendors	250.35		468,171.71
Credit Card Charge	10/06/2018	181006	874 Mains & Services	Supplies for ...	2294 · Chris Cr...	26.00		468,197.71
Credit Card Charge	10/08/2018	181008	874 Mains & Services	Supplies for E...	2288 · Kevin P...	24.48		468,222.19
Bill	10/08/2018	160131	Cart Farm & Home ...	Supplies for E...	2221 · Vendors	9.59		468,231.78
Bill	10/09/2018	HC11...	H & C Services and ...	Supplies for E...	2221 · Vendors	53.60		468,285.38
Bill	10/09/2018	11078...	EGW Utilities, Inc.	Supplies for E...	2221 · Vendors	334.78		468,620.16
Bill	10/09/2018	33594	Keystone-Beard Eq...	Supplies for V...	2221 · Vendors	67.60		468,687.76
Bill	10/10/2018	HC11...	H & C Services and ...	Supplies for E...	2221 · Vendors	668.61		469,356.37
Bill	10/11/2018	11079...	EGW Utilities, Inc.	Supplies for E...	2221 · Vendors	117.86		469,474.23
General Journal	10/12/2018	180321		JF, AF, RH, C...	5100 · Services	18,008.44		487,482.67
Credit Card Charge	10/12/2018	181012	874 Mains & Services	Supplies for E...	2288 · Kevin P...	250.00		487,732.67
Bill	10/12/2018	HC11...	H & C Services and ...	Supplies for E...	2221 · Vendors	1,763.64		489,496.31
Credit Card Charge	10/12/2018	181012	874 Mains & Services	Supplies for E...	2283 · Steven ...	98.99		489,595.30
Bill	10/15/2018	181015	5100 Robert Horsman	CDL reimburs...	2221 · Vendors	75.00		489,670.30
Credit Card Charge	10/16/2018	181016	874 Mains & Services	supplies for BL	2289 · Bruce L...	98.54		489,768.84
Credit Card Charge	10/16/2018	181016	874 Mains & Services	Supplies for E...	2288 · Kevin P...	149.57		489,918.41
Bill	10/16/2018	HC11...	H & C Services and ...	Supplies for E...	2221 · Vendors	2,346.78		492,265.19
Credit Card Charge	10/16/2018	181016	874 Mains & Services	Supplies for ...	2285 · Jeff Fog...	18.67		492,283.86
Credit Card Charge	10/16/2018	181016		supplies	2296 · Jerod S...	7.69		492,291.55
Credit Card Charge	10/16/2018	181016	874 Mains & Services	Supplies for OK	2288 · Kevin P...	39.40		492,330.95
Bill	10/18/2018	161453	Cart Farm & Home ...	Supplies for E...	2221 · Vendors	5.88		492,336.83
Bill	10/18/2018	161438	Cart Farm & Home ...	Supplies for E...	2221 · Vendors	71.32		492,408.15
Bill	10/18/2018	161504	Cart Farm & Home ...	Supplies for E...	2221 · Vendors	18.88		492,427.03
Bill	10/19/2018	298853	Harold's Auto Supply	Supplies for e...	2221 · Vendors	220.63		492,647.66
Bill	10/22/2018	218 0...	Tate Boy's Tire & Se...	service sched...	2221 · Vendors	511.39		493,159.05
Credit Card Charge	10/22/2018	181022	874 Mains & Services	Supplies for E...	2286 · Darrel ...	149.72		493,308.77
Credit Card Charge	10/22/2018	181022	874 Mains & Services	Supplies for ...	2294 · Chris Cr...	33.27		493,342.04
Credit Card Charge	10/23/2018	181023	874 Mains & Services	Supplies for ...	2285 · Jeff Fog...	11.38		493,353.42
Credit Card Charge	10/23/2018	181023	Fort Cobb Fuel Auth...	supplies for BL	2289 · Bruce L...	622.53		493,975.95

Navitas Utility Corporation
General Ledger
As of December 31, 2018

Type	Date	Num	Name	Memo	Split	Debit	Credit	Balance
Bill	10/23/2018	0244-...	O'Reilly Auto Parts	Supplies for E...	2221 · Vendors	50.97		494,026.92
Credit Card Credit	10/24/2018	181024	Fort Cobb Fuel Auth...	supplies for BL	2289 · Bruce L...		130.61	493,896.31
Credit Card Charge	10/24/2018	181024	874 Mains & Services	supplies for BL	2289 · Bruce L...	91.28		493,987.59
Bill	10/24/2018	33807	Keystone-Beard Eq...	Supplies for V...	2221 · Vendors	32.80		494,020.39
Bill	10/25/2018	5989	B & B Meter Service		2221 · Vendors			494,020.39
Bill	10/25/2018	181025	Hudson Country Sto...	Supplies for H...	2221 · Vendors	74.46		494,094.85
Credit Card Charge	10/26/2018	181026	874 Mains & Services	Supplies for E...	2288 · Kevin P...	114.98		494,209.83
Credit Card Charge	10/26/2018	181026	874 Mains & Services	Supplies for E...	2288 · Kevin P...	68.63		494,278.46
General Journal	10/26/2018	181026		Payroll JF, AF...	5100 · Services	18,678.16		512,956.62
Credit Card Charge	10/30/2018	181030	874 Mains & Services	supplies for BL	2289 · Bruce L...	54.44		513,011.06
Bill	10/30/2018	674527	Farmers Coop Mill &...	129 e-10	2221 · Vendors	48.00		513,059.06
General Journal	10/30/2018	181030		3,613 meters	1607 · Meters ...		1,293.00	511,766.06
Invoice	10/31/2018	1810F...	Fort Cobb Fuel Auth...	supplies for BL	1201 · From m...		25.86	511,740.20
Invoice	10/31/2018	1810F...	Fort Cobb Fuel Auth...	supplies for BL	1201 · From m...		8.72	511,731.48
Invoice	10/31/2018	1810F...	Fort Cobb Fuel Auth...	supplies for BL	1201 · From m...		18.59	511,712.89
Invoice	10/31/2018	1810F...	Fort Cobb Fuel Auth...	supplies for BL	1201 · From m...		622.53	511,090.36
Invoice	10/31/2018	1810F...	Fort Cobb Fuel Auth...	supplies for BL	1201 · From m...	130.61		511,220.97
Bill	11/02/2018	11088...	EGW Utilities, Inc.	Supplies for E...	2221 · Vendors	996.83		512,217.80
Credit Card Charge	11/02/2018	181102	874 Mains & Services	Truck repair	2288 · Kevin P...	718.59		512,936.39
Bill	11/05/2018	136659	England Ford Inc	2016 Silverad...	2221 · Vendors	97.08		513,033.47
Bill	11/05/2018	93363	Jenkins Oilfield Sup...	Supplies for V...	2221 · Vendors	454.21		513,487.68
Bill	11/06/2018	11090...	EGW Utilities, Inc.	Supplies for E...	2221 · Vendors	1,072.07		514,559.75
Credit Card Charge	11/06/2018	181106	874 Mains & Services	Supplies for OK	2288 · Kevin P...	18.59		514,578.34
Bill	11/06/2018	24333	Prince Plumbing LLC	Supplies for H...	2221 · Vendors	9.68		514,588.02
Credit Card Charge	11/07/2018	181107	874 Mains & Services	supplies for BL	2289 · Bruce L...	21.12		514,609.14
Bill	11/07/2018	ticket ...	Carnegie Lumber	Supplies for E...	2221 · Vendors	16.68		514,625.82
Bill	11/08/2018	HC11...	H & C Services and ...	Supplies for E...	2221 · Vendors	262.42		514,888.24
Bill	11/08/2018	0244-...	O'Reilly Auto Parts	Supplies for E...	2221 · Vendors	34.45		514,922.69
Credit	11/09/2018	CM12...	H & C Services and ...	Supplies for E...	2221 · Vendors		113.31	514,809.38
Bill	11/09/2018	1109 ...	EGW Utilities, Inc.	Supplies for E...	2221 · Vendors	2,048.65		516,858.03
General Journal	11/09/2018	181109		Payroll JF, AF...	5100 · Services	19,502.82		536,360.85
Credit Card Charge	11/09/2018	181109	874 Mains & Services	Supplies for E...	2288 · Kevin P...	52.53		536,413.38
Bill	11/12/2018	5750	Quinton Parts Supply	Supplies	2221 · Vendors	1,529.91		537,943.29
Credit Card Charge	11/13/2018	181113		supplies	2296 · Jerod S...	76.24		538,019.53
Bill	11/13/2018	181113	5100 Paula Lynn	SUPPLEMEN...	2221 · Vendors	239.28		538,258.81
Credit Card Charge	11/14/2018	181114		Cummins- Tr...	2296 · Jerod S...	150.92		538,409.73
Credit	11/15/2018	1109 ...	EGW Utilities, Inc.	Supplies for E...	2221 · Vendors		712.50	537,697.23
Bill	11/15/2018	1108 ...	Isco Industries, LLC	Supplies for E...	2221 · Vendors	1,399.96		539,097.19
Bill	11/15/2018	154850	Buesing's Pump & S...	Supplies for K...	2221 · Vendors	322.97		539,420.16
Bill	11/16/2018	379561	Gene Herren	2008 Chevy R...	2221 · Vendors	344.99		539,765.15
Credit	11/16/2018	1109 ...	EGW Utilities, Inc.	Supplies for E...	2221 · Vendors		47.50	539,717.65
Bill	11/19/2018	1108 ...	Isco Industries, LLC	Supplies for E...	2221 · Vendors	128.57		539,846.22
Credit Card Charge	11/19/2018	181119	874 Mains & Services	Supplies for E...	2288 · Kevin P...	43.88		539,890.10
Bill	11/20/2018	1108 ...	Isco Industries, LLC	Supplies for E...	2221 · Vendors	289.65		540,179.75
Bill	11/20/2018	0219-...	O'Reilly Auto Parts	Supplies for E...	2221 · Vendors	32.31		540,212.06
Credit Card Charge	11/20/2018	181120	874 Mains & Services	supplies for BL	2289 · Bruce L...	127.18		540,339.24
Bill	11/21/2018	HC11...	H & C Services and ...	Supplies for E...	2221 · Vendors	7.35		540,346.59
Bill	11/21/2018	34261	Keystone-Beard Eq...	Supplies for V...	2221 · Vendors	172.20		540,518.79
Bill	11/25/2018	122186	Entz Oilfield Chemic...	methanol	2221 · Vendors	205.06		540,723.85

Navitas Utility Corporation
General Ledger
As of December 31, 2018

Type	Date	Num	Name	Memo	Split	Debit	Credit	Balance
Credit Card Charge	11/26/2018	181126	874 Mains & Services	Supplies for ...	2294 · Chris Cr...	169.51		540,893.36
Credit	11/26/2018	1108 ...	Isco Industries, LLC	Supplies for E...	2221 · Vendors		8.87	540,884.49
Bill	11/26/2018	181126	Hudson Country Sto...	Supplies for H...	2221 · Vendors	156.56		541,041.05
Bill	11/26/2018	34284	Keystone-Beard Eq...	Supplies for V...	2221 · Vendors	151.20		541,192.25
Bill	11/27/2018	5858	Quinton Parts Supply	Supplies	2221 · Vendors	8.71		541,200.96
Bill	11/27/2018	5859	Quinton Parts Supply	Supplies	2221 · Vendors	106.81		541,307.77
Bill	11/28/2018	6025	B & B Meter Service	Meter Repair ...	2221 · Vendors	810.00		542,117.77
General Journal	11/28/2018	181128		Payroll JF, AF...	5100 · Services	18,830.33		560,948.10
Bill	11/29/2018	HC11...	H & C Services and ...	Supplies for E...	2221 · Vendors	244.13		561,192.23
Bill	11/30/2018	218 3...	Tate Boy's Tire & Se...	service sched...	2221 · Vendors	40.15		561,232.38
Credit Card Charge	11/30/2018	181130	874 Mains & Services	supplies for BL	2289 · Bruce L...	94.79		561,327.17
Bill	11/30/2018	181130	5100 Scott Kniess	phone/interne...	2221 · Vendors	631.56		561,958.73
Bill	11/30/2018	11100...	EGW Utilities, Inc.	Supplies for E...	2221 · Vendors	224.97		562,183.70
Bill	11/30/2018	1108 ...	Isco Industries, LLC	Supplies for E...	2221 · Vendors	283.11		562,466.81
General Journal	11/30/2018	181130		3,613 meters	1607 · Meters ...		1,293.00	561,173.81
Bill	11/30/2018	0219-...	O'Reilly Auto Parts	Supplies for E...	2221 · Vendors	27.20		561,201.01
Bill	12/03/2018	1108 ...	Isco Industries, LLC	Supplies for E...	2221 · Vendors	36.34		561,237.35
Bill	12/03/2018	34368	Keystone-Beard Eq...	Supplies for V...	2221 · Vendors	180.00		561,417.35
Credit Card Charge	12/03/2018	181203	874 Mains & Services	supplies for BL	2289 · Bruce L...	2.17		561,419.52
Credit Card Charge	12/03/2018	181203	Fort Cobb Fuel Auth...	supplies for BL	2289 · Bruce L...	218.40		561,637.92
Bill	12/03/2018	5897	Quinton Parts Supply	Supplies	2221 · Vendors	27.24		561,665.16
Credit Card Charge	12/04/2018	190104	874 Mains & Services	Supplies for ...	2285 · Jeff Fog...	38.10		561,703.26
Credit Card Charge	12/05/2018	181205		True Value - s...	2296 · Jerod S...	5.98		561,709.24
Bill	12/06/2018	HC11...	H & C Services and ...	Supplies for E...	2221 · Vendors	167.58		561,876.82
Credit Card Charge	12/07/2018	181207	874 Mains & Services	supplies for BL	2289 · Bruce L...	43.39		561,920.21
Bill	12/07/2018	16604...	Duncan Builders Su...	Materials	2221 · Vendors	2,309.42		564,229.63
General Journal	12/07/2018	181207		Payroll JF, AF...	5100 · Services	19,499.65		583,729.28
Credit Card Charge	12/08/2018	181208	874 Mains & Services	Supplies for ...	2294 · Chris Cr...	27.11		583,756.39
Bill	12/10/2018	1108 ...	Isco Industries, LLC	Supplies for E...	2221 · Vendors	571.13		584,327.52
Credit Card Charge	12/11/2018	181211		Amazon - Sa...	2296 · Jerod S...	25.17		584,352.69
Bill	12/11/2018	181211	5100 Paula Lynn	SUPPLEMEN...	2221 · Vendors	239.28		584,591.97
Credit Card Charge	12/11/2018	181211	Fort Cobb Fuel Auth...	supplies for BL	2289 · Bruce L...	151.09		584,743.06
Bill	12/12/2018	1108 ...	Isco Industries, LLC	Supplies for E...	2221 · Vendors	53.83		584,796.89
Bill	12/13/2018	34584	Keystone-Beard Eq...	Supplies for V...	2221 · Vendors	151.88		584,948.77
Bill	12/13/2018	0219-...	O'Reilly Auto Parts	Supplies for E...	2221 · Vendors	14.15		584,962.92
Bill	12/13/2018	679628	Farmers Coop Mill &...	129 e-10	2221 · Vendors	55.00		585,017.92
Bill	12/14/2018	00291...	Corley Gasket Com...	Supplies for E...	2221 · Vendors	42.18		585,060.10
Bill	12/14/2018	HC11...	H & C Services and ...	Supplies for E...	2221 · Vendors	89.51		585,149.61
Credit Card Charge	12/17/2018	181217	Fort Cobb Fuel Auth...	supplies for BL	2289 · Bruce L...	143.19		585,292.80
Credit Card Charge	12/17/2018	181217	Fort Cobb Fuel Auth...	supplies for BL	2289 · Bruce L...	197.52		585,490.32
Credit Card Charge	12/19/2018	181219		Amazon - Wi...	2296 · Jerod S...	28.98		585,519.30
Credit Card Charge	12/20/2018	181220	874 Mains & Services	Supplies for ...	2294 · Chris Cr...	248.01		585,767.31
Credit Card Charge	12/20/2018	181220	874 Mains & Services	Supplies for ...	2294 · Chris Cr...	16.31		585,783.62
Credit Card Charge	12/21/2018	181221	874 Mains & Services	Supplies for ...	2294 · Chris Cr...	59.24		585,842.86
General Journal	12/21/2018	181221		Payroll JF, AF...	5100 · Services	22,147.97		607,990.83
Credit Card Charge	12/22/2018	181222	874 Mains & Services	Supplies for ...	2294 · Chris Cr...	23.07		608,013.90
Bill	12/26/2018	181226	Hudson Country Sto...	Supplies for H...	2221 · Vendors	155.48		608,169.38
Bill	12/26/2018	6063	Quinton Parts Supply	Supplies	2221 · Vendors	68.46		608,237.84
Bill	12/28/2018	11100...	EGW Utilities, Inc.	Supplies for E...	2221 · Vendors	764.29		609,002.13

Navitas Utility Corporation
General Ledger
As of December 31, 2018

Type	Date	Num	Name	Memo	Split	Debit	Credit	Balance
Bill	12/28/2018	1108 ...	Isco Industries, LLC	Supplies for E...	2221 · Vendors	167.69		609,169.82
Bill	12/28/2018	34801	Keystone-Beard Eq...	Supplies for V...	2221 · Vendors	343.00		609,512.82
Bill	12/28/2018	per st...	Prince Plumbing LLC	Supplies for H...	2221 · Vendors	3.99		609,516.81
General Journal	12/30/2018	181230		3,613 meters	1607 · Meters ...		1,293.00	608,223.81
Bill	12/31/2018	74	TDH Construction	MANAGERS ...	2221 · Vendors	50.00		608,273.81
Bill	12/31/2018	181231	Mike's Garage	alternator 201...	2221 · Vendors	98.58		608,372.39
Bill	12/31/2018	137622	England Ford Inc	2010 Silverad...	2221 · Vendors	20.00		608,392.39
Invoice	12/31/2018	1812F...	Fort Cobb Fuel Auth...	supplies for BL	1201 · From m...		151.09	608,241.30
Invoice	12/31/2018	1812F...	Fort Cobb Fuel Auth...	supplies for BL	1201 · From m...		143.19	608,098.11
Invoice	12/31/2018	1812F...	Fort Cobb Fuel Auth...	supplies for BL	1201 · From m...		197.52	607,900.59
Total 874.46 · Mains & Services Expense OK						649,879.73	41,979.14	607,900.59
874 · Mains & Services Expense - Other								0.00
Total 874 · Mains & Services Expense - Other								0.00
Total 874 · Mains & Services Expense						758,129.31	47,998.49	710,130.82
887 · Maintenance of Mains								0.00
5400 · Construction								0.00
Total 5400 · Construction								0.00
6150 · Travel & subsist								0.00
Total 6150 · Travel & subsist								0.00
887.15 · Maintenance of Mains KY								0.00
Bill	01/02/2018	10811	Navitas KY NG LLC	Install Service...	2221 · Vendors	536.07		536.07
Bill	01/08/2018	17132	Russmar Utility Man...	Valve Monitori...	2221 · Vendors	1,000.00		1,536.07
Bill	01/23/2018	10814	Hull Brothers, Inc.	Repair servic...	2221 · Vendors	187.50		1,723.57
Bill	01/23/2018	10813	Navitas KY NG LLC	Install Service...	2221 · Vendors	547.07		2,270.64
Invoice	01/31/2018	1801K...	Navitas KY NG LLC	Install Service...	1201 · From m...		536.07	1,734.57
Invoice	01/31/2018	1801K...	Navitas KY NG LLC	Install Service...	1201 · From m...		547.07	1,187.50
Bill	02/01/2018	10826	Hull Brothers, Inc.	Repair gas le...	2221 · Vendors	982.50		2,170.00
Bill	02/20/2018	18011	Russmar Utility Man...	Valve Monitori...	2221 · Vendors	1,000.00		3,170.00
Bill	02/20/2018	18010	Russmar Utility Man...	Regulator repair	2221 · Vendors	980.00		4,150.00
Credit Card Charge	02/23/2018	180226	887 Maintenance of ...	Flight to Ky fo...	2282 · Thomas...	339.00		4,489.00
Credit Card Charge	02/28/2018	180305	887 Maintenance of ...	TH flight to K...	2282 · Thomas...	566.00		5,055.00
Bill	03/01/2018	3851	Navitas KY NG LLC	Install 2" Gas ...	2221 · Vendors	4,259.82		9,314.82
Credit Card Charge	03/07/2018	180309	887 Maintenance of ...	rental car for ...	2282 · Thomas...	224.86		9,539.68
Bill	03/20/2018	18018	Russmar Utility Man...	Valve Monitori...	2221 · Vendors	1,000.00		10,539.68
Bill	03/27/2018	18023	Russmar Utility Man...	Valve Monitori...	2221 · Vendors	1,000.00		11,539.68
Bill	03/31/2018	65	TDH Construction	1 day in KY	2221 · Vendors	150.00		11,689.68
Invoice	03/31/2018	1803K...	Navitas KY NG LLC	Install 2" Gas ...	1201 · From m...		4,259.82	7,429.86
Bill	04/04/2018	3853	Hull Brothers Constr...	Line located	2221 · Vendors	262.50		7,692.36
Bill	04/06/2018	3854	Navitas KY NG LLC	Install service...	2221 · Vendors	1,788.47		9,480.83
Bill	04/14/2018	4001	Hull Brothers Constr...	Install meter f...	2221 · Vendors	140.94		9,621.77
Bill	04/14/2018	4003	Navitas KY NG LLC	Install new m...	2221 · Vendors	470.55		10,092.32
Credit Card Charge	04/17/2018	180417	887 Maintenance of ...	TH flight to KY	2282 · Thomas...	343.80		10,436.12
Credit Card Charge	04/17/2018	180417	887 Maintenance of ...	TH flight to KY	2282 · Thomas...	555.30		10,991.42
Bill	04/17/2018	18029	Russmar Utility Man...	Valve Monitori...	2221 · Vendors	1,000.00		11,991.42

Navitas Utility Corporation
General Ledger
As of December 31, 2018

Type	Date	Num	Name	Memo	Split	Debit	Credit	Balance
Credit Card Charge	04/19/2018	18040...	887 Maintenance of ...	rental car for ...	2282 · Thomas...	140.39		12,131.81
Bill	04/21/2018	4004	Hull Brothers Constr...	work perform...	2221 · Vendors	187.50		12,319.31
Credit Card Charge	04/24/2018	18040...	887 Maintenance of ...	rental car for ...	2282 · Thomas...	59.04		12,378.35
Credit Card Charge	04/24/2018	18040...	887 Maintenance of ...	room for TH K...	2282 · Thomas...	475.46		12,853.81
Credit Card Charge	04/26/2018	18040...	887 Maintenance of ...	lunch for TH ...	2282 · Thomas...	96.86		12,950.67
Bill	04/26/2018	4007	Hull Brothers Constr...	work perform...	2221 · Vendors	450.00		13,400.67
Bill	04/27/2018	4008	Hull Brothers Constr...	work perform...	2221 · Vendors	1,065.50		14,466.17
Invoice	04/30/2018	1804K...	Navitas KY NG LLC	Install service...	1201 · From m...		1,788.47	12,677.70
Invoice	04/30/2018	1804K...	Navitas KY NG LLC	Install new m...	1201 · From m...		470.55	12,207.15
Bill	04/30/2018	66	TDH Construction	3 days in KY	2221 · Vendors	450.00		12,657.15
Bill	05/21/2018	18039	Russmar Utility Man...	Valve Monitori...	2221 · Vendors	1,000.00		13,657.15
Bill	05/23/2018	4009	Hull Brothers Constr...	work perform...	2221 · Vendors	837.50		14,494.65
Bill	05/23/2018	4011	Hull Brothers Constr...	work perform...	2221 · Vendors	412.50		14,907.15
Bill	06/01/2018	4024	Hull Brothers Constr...	respond to cal...	2221 · Vendors	337.50		15,244.65
Bill	06/01/2018	4025	Hull Brothers Constr...	locate gas line	2221 · Vendors	150.00		15,394.65
Credit Card Charge	06/01/2018	180601	887 Maintenance of ...	rental car for ...	2282 · Thomas...	337.75		15,732.40
Bill	06/26/2018	18050	Russmar Utility Man...	Valve Monitori...	2221 · Vendors	1,000.00		16,732.40
Bill	07/05/2018	4029	Hull Brothers Constr...	respond to cal...	2221 · Vendors	187.50		16,919.90
Bill	07/31/2018	18062	Russmar Utility Man...	Valve Monitori...	2221 · Vendors	1,000.00		17,919.90
Bill	08/30/2018	187796	Cox Meter Service, I...	Test & Calibr...	2221 · Vendors	600.00		18,519.90
Bill	08/31/2018	18073	Russmar Utility Man...	Valve Monitori...	2221 · Vendors	1,000.00		19,519.90
Bill	09/28/2018	18081	Russmar Utility Man...	Valve Monitori...	2221 · Vendors	1,000.00		20,519.90
Bill	10/11/2018	11022	Hull Brothers, Inc.	remove manif...	2221 · Vendors	862.50		21,382.40
Bill	10/18/2018	4033	Hull Brothers Constr...	repair 1' pe g...	2221 · Vendors	375.00		21,757.40
Bill	10/18/2018	4034	Hull Brothers Constr...	repair 3/4 gas...	2221 · Vendors	225.00		21,982.40
Bill	10/18/2018	4048	Hull Brothers Constr...	cap off old ser...	2221 · Vendors	450.00		22,432.40
Bill	10/26/2018	18102...	ADP	Jerod Shaw L...	2221 · Vendors		50.00	22,382.40
Bill	10/31/2018	18089	Russmar Utility Man...	Valve Monitori...	2221 · Vendors	1,000.00		23,382.40
Bill	11/27/2018	18100	Russmar Utility Man...	Valve Monitori...	2221 · Vendors	1,000.00		24,382.40
Bill	12/07/2018	11084	Hull Brothers, Inc.	repair leaks	2221 · Vendors	364.75		24,747.15
Bill	12/07/2018	11083	Hull Brothers, Inc.	repair leaks	2221 · Vendors	516.25		25,263.40
Bill	12/27/2018	18111	Russmar Utility Man...	Valve Monitori...	2221 · Vendors	1,000.00		26,263.40
Total 887.15 · Maintenance of Mains KY						33,915.38	7,651.98	26,263.40

Navitas Utility Corporation
General Ledger
As of December 31, 2018

Type	Date	Num	Name	Memo	Split	Debit	Credit	Balance
887.16 · Maintenance of Mains TN								0.00
Bill	01/15/2018	10808	Navitas TN NG LLC	Install Service...	2221 · Vendors	1,404.00		1,404.00
Bill	01/24/2018	10815	Hull Brothers, Inc.	Put Odorant i...	2221 · Vendors	300.00		1,704.00
Bill	01/29/2018	10821	Navitas TN NG LLC	Install Service...	2221 · Vendors	1,603.19		3,307.19
Invoice	01/31/2018	1801T...	Navitas TN NG LLC	Install Service...	1201 · From m...		1,404.00	1,903.19
Invoice	01/31/2018	1801T...	Navitas TN NG LLC	Install Service...	1201 · From m...		1,603.19	300.00
Credit Card Charge	03/06/2018	180309	887 Maintenance of ...	Food for TH	2282 · Thomas...	44.39		344.39
Credit Card Charge	03/07/2018	180309	887 Maintenance of ...	Food for TH	2282 · Thomas...	24.32		368.71
Bill	03/08/2018	3852	Navitas TN NG LLC	Relocate 1" s...	2221 · Vendors	1,371.00		1,739.71
Credit Card Charge	03/26/2018	180418	887 Maintenance of ...	Food for JS	2278 · Trenton...	9.48		1,749.19
Credit Card Charge	03/26/2018	180418	887 Maintenance of ...	Food for JS	2278 · Trenton...	10.84		1,760.03
Credit Card Charge	03/27/2018	180417	887 Maintenance of ...	room for JS	2278 · Trenton...	117.49		1,877.52
Credit Card Charge	03/27/2018	180417	887 Maintenance of ...	Food for JS	2278 · Trenton...	14.26		1,891.78
Credit Card Charge	03/27/2018	180417	887 Maintenance of ...	Food for JS	2278 · Trenton...	9.42		1,901.20
Credit Card Charge	03/28/2018	180417	887 Maintenance of ...	room for JS	2278 · Trenton...	129.75		2,030.95
Credit Card Charge	03/28/2018	180417	887 Maintenance of ...	Food for JS	2278 · Trenton...	23.71		2,054.66
Credit Card Charge	03/28/2018	180417	887 Maintenance of ...	Food for JS	2278 · Trenton...	10.06		2,064.72
Credit Card Charge	03/29/2018	180417	887 Maintenance of ...	room for JS T...	2278 · Trenton...	75.16		2,139.88
Credit Card Charge	03/29/2018	180417	887 Maintenance of ...	Food for JS	2278 · Trenton...	15.72		2,155.60
Bill	03/31/2018	65	TDH Construction	2 days in TN	2221 · Vendors	300.00		2,455.60
Invoice	03/31/2018	1803T...	Navitas TN NG LLC	Relocate 1" s...	1201 · From m...		1,371.00	1,084.60
Bill	04/17/2018	30-024	Volunteer Trenching	Repari 4" cut l...	2221 · Vendors	1,325.00		2,409.60
Credit Card Charge	04/17/2018	180417	887 Maintenance of ...	Food for JS	2278 · Trenton...	19.40		2,429.00
Credit Card Charge	04/18/2018	180418	887 Maintenance of ...	room for JS T...	2278 · Trenton...	117.33		2,546.33
Credit Card Charge	04/18/2018	180418	887 Maintenance of ...	Food for JS	2278 · Trenton...	9.39		2,555.72
Credit Card Charge	04/18/2018	180418	887 Maintenance of ...	Food for JS	2278 · Trenton...	7.82		2,563.54
Credit Card Charge	04/19/2018	180419	887 Maintenance of ...	Food for JS	2278 · Trenton...	11.08		2,574.62
Credit Card Charge	04/19/2018	180419	887 Maintenance of ...	Food for JS	2278 · Trenton...	7.06		2,581.68
Credit Card Charge	04/27/2018	180427	887 Maintenance of ...	Food for JS	2278 · Trenton...	63.35		2,645.03
Credit Card Charge	06/06/2018	180606	887 Maintenance of ...	Food for JS	2278 · Trenton...	30.04		2,675.07
Credit Card Charge	06/07/2018	180607	887 Maintenance of ...	food for JS	2278 · Trenton...	21.78		2,696.85
Credit Card Charge	06/14/2018	180614	887 Maintenance of ...	Food for JS	2278 · Trenton...	7.94		2,704.79
Credit Card Charge	06/14/2018	180614	887 Maintenance of ...	Fuel for JS	2278 · Trenton...	67.00		2,771.79
Credit Card Charge	06/14/2018	180614	887 Maintenance of ...	Food for JS	2278 · Trenton...	19.41		2,791.20
Credit Card Charge	06/14/2018	180614	887 Maintenance of ...	Food for JS	2278 · Trenton...	9.33		2,800.53
Credit Card Charge	06/14/2018	180614	887 Maintenance of ...	Food for JS	2278 · Trenton...	9.00		2,809.53
Credit Card Charge	06/14/2018	180614	887 Maintenance of ...	room for JS T...	2278 · Trenton...	85.67		2,895.20
Credit Card Charge	08/10/2018	665104	887 Maintenance of ...	Fuel for JS	2278 · Trenton...	11.00		2,906.20
Credit Card Charge	08/13/2018	180813	887 Maintenance of ...	Food for JS	2278 · Trenton...	21.62		2,927.82
Credit Card Charge	08/29/2018	180829	887 Maintenance of ...	Food for JS	2278 · Trenton...	12.31		2,940.13
Credit Card Charge	08/29/2018	180829	887 Maintenance of ...	room for JS	2278 · Trenton...	96.37		3,036.50
Credit Card Charge	08/29/2018	180829	887 Maintenance of ...	Food for JS	2278 · Trenton...	5.60		3,042.10
Credit Card Charge	08/30/2018	180830	887 Maintenance of ...	Food for JS	2278 · Trenton...	8.12		3,050.22
Credit Card Charge	09/26/2018	180926	887 Maintenance of ...	Food for JS	2278 · Trenton...	5.82		3,056.04
Credit Card Charge	09/26/2018	180926	887 Maintenance of ...	Room	2278 · Trenton...	96.37		3,152.41
Credit Card Charge	09/26/2018	180926	887 Maintenance of ...	Food for JS	2278 · Trenton...	8.66		3,161.07
Credit Card Charge	09/27/2018	180927	887 Maintenance of ...	Food for JS	2278 · Trenton...	83.00		3,244.07
Credit Card Charge	09/27/2018	180927	887 Maintenance of ...	Food for JS	2278 · Trenton...	5.22		3,249.29
Credit Card Charge	09/28/2018	180928	887 Maintenance of ...	Food for JS	2278 · Trenton...	11.08		3,260.37

Navitas Utility Corporation
General Ledger
As of December 31, 2018

Type	Date	Num	Name	Memo	Split	Debit	Credit	Balance
Bill	10/05/2018	11018	Hull Brothers, Inc.	re-connect se...	2221 · Vendors	563.75		3,824.12
Credit Card Charge	10/29/2018	181029	887 Maintenance of ...	Food	2278 · Trenton...	9.50		3,833.62
Credit Card Charge	10/30/2018	181030	887 Maintenance of ...	Food	2278 · Trenton...	8.61		3,842.23
Credit Card Charge	10/30/2018	181030	887 Maintenance of ...	Food	2278 · Trenton...	8.45		3,850.68
Credit Card Charge	10/31/2018	181031	887 Maintenance of ...	Food	2278 · Trenton...	6.82		3,857.50
Credit Card Charge	10/31/2018	181031	887 Maintenance of ...	Room	2278 · Trenton...	71.50		3,929.00
Credit Card Charge	11/05/2018	181105	887 Maintenance of ...	Food	2278 · Trenton...	8.89		3,937.89
Credit Card Charge	11/05/2018	181105	887 Maintenance of ...	Food for JS	2278 · Trenton...	8.77		3,946.66
Credit Card Charge	11/06/2018	181106	887 Maintenance of ...	Food	2278 · Trenton...	64.00		4,010.66
Credit Card Charge	11/06/2018	181106	887 Maintenance of ...	Food for JS	2278 · Trenton...	8.72		4,019.38
Credit Card Charge	11/06/2018	181106	887 Maintenance of ...	Room	2278 · Trenton...	95.19		4,114.57
Credit Card Charge	11/06/2018	181106	887 Maintenance of ...	Room	2278 · Trenton...	95.19		4,209.76
Credit Card Credit	11/06/2018	181106	887 Maintenance of ...	Room	2278 · Trenton...		9.52	4,200.24
Credit Card Credit	11/21/2018	181106	887 Maintenance of ...	Room	2278 · Trenton...		95.19	4,105.05
Credit Card Charge	12/10/2018	181210	887 Maintenance of ...	Food for JS	2278 · Trenton...	15.31		4,120.36
Credit Card Charge	12/18/2018	181217	887 Maintenance of ...	Food for JS	2278 · Trenton...	18.10		4,138.46
Credit Card Charge	12/18/2018	181218	887 Maintenance of ...	Food	2278 · Trenton...	12.40		4,150.86
Credit Card Charge	12/18/2018	181218	887 Maintenance of ...	food for JS	2278 · Trenton...	6.60		4,157.46
Credit Card Charge	12/18/2018	181219	887 Maintenance of ...	fuel for JS	2278 · Trenton...	52.00		4,209.46
Credit Card Charge	12/19/2018	18121...	887 Maintenance of ...	Room	2278 · Trenton...	85.67		4,295.13
Credit Card Charge	12/19/2018	181219	887 Maintenance of ...	Food for JS	2278 · Trenton...	13.06		4,308.19
Credit Card Charge	12/19/2018	181219	887 Maintenance of ...	Food for JS	2278 · Trenton...	5.33		4,313.52
Credit Card Credit	12/21/2018	181106	887 Maintenance of ...	Room	2278 · Trenton...		95.19	4,218.33
Total 887.16 · Maintenance of Mains TN						8,796.42	4,578.09	4,218.33
887.28 · Maintenance of Mains TX								0.00
Credit Card Charge	04/05/2018	180418	887 Maintenance of ...	food for KP	2288 · Kevin P...	8.00		8.00
Credit Card Charge	04/05/2018	180418	887 Maintenance of ...	food for KP	2288 · Kevin P...	11.88		19.88
Credit Card Charge	04/06/2018	180418	887 Maintenance of ...	room for KP	2288 · Kevin P...	73.45		93.33
Credit Card Charge	04/06/2018	180418	887 Maintenance of ...	food for KP	2288 · Kevin P...	11.36		104.69
Credit Card Charge	04/16/2018	180416	874 Mains & Services	Trencher R&R	2288 · Kevin P...	2,405.84		2,510.53
Credit Card Charge	04/19/2018	180419	887 Maintenance of ...	food for KP	2288 · Kevin P...	29.07		2,539.60
Credit Card Charge	04/23/2018	180423	887 Maintenance of ...	food for KP	2288 · Kevin P...	12.36		2,551.96
Bill	04/30/2018	180348	Navitas Utility TX, LLC	Record Drawi...	2221 · Vendors	1,000.00		3,551.96
Invoice	04/30/2018	1804T...	Navitas Utility TX, LLC	Record Drawi...	1201 · From m...		1,000.00	2,551.96
Credit Card Charge	05/15/2018	180515	887 Maintenance of ...	food for KP	2288 · Kevin P...	11.78		2,563.74
Credit Card Charge	05/23/2018	180523	887 Maintenance of ...	food for KP	2288 · Kevin P...	12.28		2,576.02
Credit Card Charge	05/30/2018	180530	887 Maintenance of ...	food for KP	2288 · Kevin P...	62.47		2,638.49
Credit Card Charge	06/04/2018	180604	887 Maintenance of ...	food for KP	2288 · Kevin P...	7.89		2,646.38
Credit Card Charge	06/04/2018	180604	887 Maintenance of ...	food for KP	2288 · Kevin P...	8.10		2,654.48
Credit Card Charge	06/05/2018	180605	887 Maintenance of ...	food for KP	2288 · Kevin P...	11.14		2,665.62
Credit Card Charge	06/05/2018	180605	887 Maintenance of ...	room for KP	2288 · Kevin P...	62.15		2,727.77
Credit Card Charge	06/05/2018	180606	887 Maintenance of ...	supplies for BL	2289 · Bruce L...	121.00		2,848.77
Credit Card Charge	06/20/2018	180620	887 Maintenance of ...	food for KP	2288 · Kevin P...	11.36		2,860.13
Credit Card Charge	06/25/2018	180625	887 Maintenance of ...	food for KP	2288 · Kevin P...	10.52		2,870.65
Credit Card Charge	06/28/2018	180628	887 Maintenance of ...	food for KP	2288 · Kevin P...	31.21		2,901.86
Credit Card Charge	07/04/2018	180704	887 Maintenance of ...	room for KP	2288 · Kevin P...	64.41		2,966.27
Credit Card Charge	07/05/2018	180705	887 Maintenance of ...	food for KP	2288 · Kevin P...	24.03		2,990.30

Navitas Utility Corporation
General Ledger
As of December 31, 2018

Type	Date	Num	Name	Memo	Split	Debit	Credit	Balance
Credit Card Charge	07/10/2018	180710	887 Maintenance of ...	food for KP	2288 · Kevin P...	23.97		3,014.27
Credit Card Charge	07/11/2018	180711	887 Maintenance of ...	food for KP	2288 · Kevin P...	34.49		3,048.76
Credit Card Charge	07/13/2018	180712	887 Maintenance of ...	food for KP	2288 · Kevin P...	6.60		3,055.36
Credit Card Charge	07/16/2018	180716	887 Maintenance of ...	food for KP	2288 · Kevin P...	142.24		3,197.60
Credit Card Charge	07/25/2018	180725	887 Maintenance of ...	food for KP	2288 · Kevin P...	11.76		3,209.36
Credit Card Charge	08/07/2018	180807	887 Maintenance of ...	food for KP	2288 · Kevin P...	4.79		3,214.15
Credit Card Charge	08/07/2018	180807	887 Maintenance of ...	food for KP	2288 · Kevin P...	7.89		3,222.04
Credit Card Charge	08/07/2018	180807	887 Maintenance of ...	room for KP	2288 · Kevin P...	66.67		3,288.71
Credit Card Charge	08/08/2018	180808	887 Maintenance of ...	food for KP	2288 · Kevin P...	11.98		3,300.69
Credit Card Charge	08/08/2018	180808	887 Maintenance of ...	food for KP	2288 · Kevin P...	8.21		3,308.90
Credit Card Charge	08/21/2018	180821	887 Maintenance of ...	food for KP	2288 · Kevin P...	12.28		3,321.18
Bill	08/21/2018	15809...	Fort Cobb Fuel Auth...	scissor lift 24-...	2221 · Vendors	1,024.58		4,345.76
Credit Card Charge	08/22/2018	180822	887 Maintenance of ...	food for KP	2288 · Kevin P...	23.11		4,368.87
Credit Card Charge	08/26/2018	180826	887 Maintenance of ...	food for KP	2288 · Kevin P...	6.87		4,375.74
Credit Card Charge	08/27/2018	180827	887 Maintenance of ...	food for KP	2288 · Kevin P...	10.96		4,386.70
Credit Card Charge	08/27/2018	180827	887 Maintenance of ...	food for KP	2288 · Kevin P...	56.39		4,443.09
Credit Card Charge	08/27/2018	180827	887 Maintenance of ...	food for KP	2288 · Kevin P...	6.99		4,450.08
Credit Card Charge	08/27/2018	180827	887 Maintenance of ...	food for KP	2288 · Kevin P...	3.59		4,453.67
Credit Card Charge	08/28/2018	180828	887 Maintenance of ...	food for KP	2288 · Kevin P...	17.46		4,471.13
Credit Card Charge	08/28/2018	180828	887 Maintenance of ...	food for KP	2288 · Kevin P...	7.09		4,478.22
Credit Card Charge	08/30/2018	180830	887 Maintenance of ...	food for KP	2288 · Kevin P...	8.61		4,486.83
Credit Card Charge	08/30/2018	180830	887 Maintenance of ...	food for KP	2288 · Kevin P...	6.54		4,493.37
Credit Card Charge	08/30/2018	180830	887 Maintenance of ...	food for KP	2288 · Kevin P...	2.10		4,495.47
Credit Card Charge	08/31/2018	180831	887 Maintenance of ...	food for KP	2288 · Kevin P...	8.15		4,503.62
Invoice	08/31/2018	1808F...	Fort Cobb Fuel Auth...	scissor lift 24-...	1201 · From m...		1,024.58	3,479.04
Bill	09/15/2018	15809...	Fort Cobb Fuel Auth...	scissor lift 24-...	2221 · Vendors	1,024.58		4,503.62
Bill	10/13/2018	15809...	Fort Cobb Fuel Auth...	scissor lift 24-...	2221 · Vendors	1,024.58		5,528.20
Invoice	10/31/2018	1810F...	Fort Cobb Fuel Auth...	scissor lift 24-...	1201 · From m...		1,024.58	4,503.62
Bill	11/10/2018	15809...	Fort Cobb Fuel Auth...	scissor lift 24-...	2221 · Vendors	1,024.58		5,528.20
Bill	11/24/2018	16308...	Fort Cobb Fuel Auth...	Mini Excavato...	2221 · Vendors	3,896.83		9,425.03
Invoice	11/30/2018	1811F...	Fort Cobb Fuel Auth...	scissor lift 24-...	1201 · From m...		1,024.58	8,400.45
Invoice	11/30/2018	1811F...	Fort Cobb Fuel Auth...	Mini Excavato...	1201 · From m...		3,896.83	4,503.62
Bill	12/05/2018	16308...	Fort Cobb Fuel Auth...	Mini Excavato...	2221 · Vendors	484.68		4,988.30
Bill	12/05/2018	15809...	Fort Cobb Fuel Auth...	scissor lift 24-...	2221 · Vendors	1,024.58		6,012.88
Bill	12/06/2018	16306...	Fort Cobb Fuel Auth...	Trailer Dump	2221 · Vendors	1,762.53		7,775.41
Bill	12/20/2018	16398...	Fort Cobb Fuel Auth...	Boom 30-39 1...	2221 · Vendors	2,731.18		10,506.59
Bill	12/22/2018	16308...	Fort Cobb Fuel Auth...	Mini Excavato...	2221 · Vendors	1,094.10		11,600.69
Invoice	12/31/2018	1812F...	Fort Cobb Fuel Auth...	Mini Excavato...	1201 · From m...		484.68	11,116.01
Invoice	12/31/2018	1812F...	Fort Cobb Fuel Auth...	scissor lift 24-...	1201 · From m...		1,024.58	10,091.43
Invoice	12/31/2018	1812F...	Fort Cobb Fuel Auth...	Trailer Dump ...	1201 · From m...		1,762.53	8,328.90
Invoice	12/31/2018	1812F...	Fort Cobb Fuel Auth...	Boom 30-39 1...	1201 · From m...		2,731.18	5,597.72
Invoice	12/31/2018	1812F...	Fort Cobb Fuel Auth...	Mini Excavato...	1201 · From m...		1,094.10	4,503.62
Total 887.28 · Maintenance of Mains TX						19,571.26	15,067.64	4,503.62

Navitas Utility Corporation
General Ledger
As of December 31, 2018

Type	Date	Num	Name	Memo	Split	Debit	Credit	Balance
887.46 · Maintenance of Mains OK								0.00
Credit Card Charge	01/01/2018	180118	887 Maintenance of ...	food for SK	2290 · Scott K...	8.78		8.78
Credit Card Charge	01/02/2018	180118	887 Maintenance of ...	food for SK	2290 · Scott K...	22.32		31.10
Credit Card Charge	01/04/2018	180118	887 Maintenance of ...	food for BL	2289 · Bruce L...	5.27		36.37
Bill	01/08/2018	4041	Fort Cobb Fuel Auth...	4 Ton Amerin...	2221 · Vendors	6,450.00		6,486.37
Credit Card Charge	01/08/2018	180118	887 Maintenance of ...	food for BL	2289 · Bruce L...	21.43		6,507.80
General Journal	01/08/2018	180110		WR, SY	5100 · Services	2,945.67		9,453.47
Credit Card Charge	01/10/2018	180118	887 Maintenance of ...	food for SK	2290 · Scott K...	42.08		9,495.55
Credit Card Charge	01/17/2018	180209	887 Maintenance of ...	food for GF	2280 · Gaylord...	38.70		9,534.25
Credit Card Charge	01/18/2018	180212	887 Maintenance of ...	food for SY	2283 · Steven ...	21.86		9,556.11
Credit Card Charge	01/19/2018	180118	887 Maintenance of ...	food for BL	2289 · Bruce L...	32.15		9,588.26
Credit Card Charge	01/24/2018	180209	887 Maintenance of ...	food for KP	2288 · Kevin P...	7.26		9,595.52
General Journal	01/24/2018	180124		WR, SY	5100 · Services	2,948.69		12,544.21
Credit Card Charge	01/26/2018	180212	887 Maintenance of ...	food for SY	2283 · Steven ...	17.50		12,561.71
Credit Card Charge	01/29/2018	180212	887 Maintenance of ...	food for SY	2283 · Steven ...	19.69		12,581.40
Credit Card Charge	01/30/2018	180212	887 Maintenance of ...	food for SY	2283 · Steven ...	19.66		12,601.06
Invoice	01/31/2018	1801F...	Fort Cobb Fuel Auth...	4 Ton Amerin...	1201 · From m...		6,450.00	6,151.06
Credit Card Charge	02/01/2018	180212	887 Maintenance of ...	food for BL	2289 · Bruce L...	5.27		6,156.33
Credit Card Charge	02/06/2018	180209	887 Maintenance of ...	food for KP	2288 · Kevin P...	24.67		6,181.00
Credit Card Charge	02/06/2018	180209	887 Maintenance of ...	flight to OK	2282 · Thomas...	160.50		6,341.50
Credit Card Charge	02/07/2018	180219	887 Maintenance of ...	food for SY	2283 · Steven ...	24.69		6,366.19
General Journal	02/07/2018	180207		WR, SY	5100 · Services	3,721.27		10,087.46
Credit Card Charge	02/08/2018	180219	887 Maintenance of ...	food for SY	2283 · Steven ...	19.69		10,107.15
Credit Card Charge	02/09/2018	180212	887 Maintenance of ...	food for BL	2289 · Bruce L...	18.16		10,125.31
Credit Card Charge	02/09/2018	180219	887 Maintenance of ...	food for SY	2283 · Steven ...	17.50		10,142.81
Credit Card Charge	02/12/2018	180219	887 Maintenance of ...	room for JS	2278 · Trenton...	93.66		10,236.47
Credit Card Charge	02/12/2018	180219	887 Maintenance of ...	food for JS	2278 · Trenton...	7.67		10,244.14
Credit Card Charge	02/12/2018	180226	887 Maintenance of ...	food for BL, J...	2289 · Bruce L...	70.69		10,314.83
Credit Card Charge	02/12/2018	180226	887 Maintenance of ...	food for BL, S...	2289 · Bruce L...	28.37		10,343.20
Credit Card Charge	02/12/2018	180309	887 Maintenance of ...	food for SK, JG	2290 · Scott K...	19.82		10,363.02
Credit Card Charge	02/13/2018	180309	887 Maintenance of ...	food for BL, S...	2289 · Bruce L...	18.88		10,381.90
Credit Card Charge	02/14/2018	180226	887 Maintenance of ...	food for SY	2283 · Steven ...	23.69		10,405.59
Credit Card Charge	02/19/2018	180309	887 Maintenance of ...	food for KP	2288 · Kevin P...	43.51		10,449.10
General Journal	02/19/2018	180221		WR, SY	5100 · Services	3,434.46		13,883.56
Credit Card Charge	02/20/2018	180226	887 Maintenance of ...	food for SY	2283 · Steven ...	20.50		13,904.06
Credit Card Charge	02/22/2018	180226	887 Maintenance of ...	food for Eakly...	2288 · Kevin P...	80.13		13,984.19
Credit Card Charge	02/24/2018	180301	887 Maintenance of ...	food for BL	2289 · Bruce L...	22.72		14,006.91
Credit Card Charge	02/26/2018	180301	887 Maintenance of ...	food for BL	2289 · Bruce L...	5.27		14,012.18
Credit Card Charge	02/26/2018	180305	887 Maintenance of ...	food for JS	2278 · Trenton...	15.01		14,027.19
Credit Card Charge	02/27/2018	180305	887 Maintenance of ...	food for JS	2278 · Trenton...	12.03		14,039.22
Credit Card Charge	02/27/2018	180309	887 Maintenance of ...	food for SY	2283 · Steven ...	8.81		14,048.03
Credit Card Charge	02/28/2018	180301	887 Maintenance of ...	hotel for JS	2278 · Trenton...	71.50		14,119.53
Credit Card Charge	02/28/2018	180301	887 Maintenance of ...	food for JS	2278 · Trenton...	8.71		14,128.24
Credit Card Charge	02/28/2018	180305	887 Maintenance of ...	food for JS	2278 · Trenton...	10.00		14,138.24
Credit Card Charge	03/01/2018	180305	887 Maintenance of ...	TH flight to OK	2282 · Thomas...	146.00		14,284.24
Credit Card Charge	03/01/2018	180309	887 Maintenance of ...	food for SY	2283 · Steven ...	8.81		14,293.05
Bill	03/01/2018	Tus F...	Fort Cobb Fuel Auth...	Directional bo...	2221 · Vendors	3,600.00		17,893.05
Bill	03/01/2018	Tus F...	Fort Cobb Fuel Auth...	1" Service acr...	2221 · Vendors	800.00		18,693.05
Credit Card Charge	03/05/2018	180309	887 Maintenance of ...	food for SY	2283 · Steven ...	22.43		18,715.48

Navitas Utility Corporation
General Ledger
As of December 31, 2018

Type	Date	Num	Name	Memo	Split	Debit	Credit	Balance
General Journal	03/05/2018	180307		WR, SY	5100 · Services	3,427.53		22,143.01
Credit Card Charge	03/06/2018	180309	887 Maintenance of ...	food for SY	2283 · Steven ...	29.05		22,172.06
Credit Card Charge	03/09/2018	180309	887 Maintenance of ...	food for KP	2288 · Kevin P...	38.23		22,210.29
Credit Card Charge	03/12/2018	180417	887 Maintenance of ...	Food for JF	2285 · Jeff Fog...	21.30		22,231.59
Credit Card Charge	03/12/2018	180417	887 Maintenance of ...	Food for SY	2283 · Steven ...	20.76		22,252.35
Credit Card Charge	03/13/2018	180320	887 Maintenance of ...	food for KP	2288 · Kevin P...	11.76		22,264.11
Credit Card Charge	03/13/2018	180417	887 Maintenance of ...	Food for SY	2283 · Steven ...	13.13		22,277.24
Bill	03/19/2018	Tus M...	Fort Cobb Fuel Auth...	Directional bo...	2221 · Vendors	3,600.00		25,877.24
Bill	03/19/2018	Tus M...	Fort Cobb Fuel Auth...	1" Service for ...	2221 · Vendors	800.00		26,677.24
Bill	03/21/2018	180321	5100 Steven Yearw...	payroll mistake	2221 · Vendors	100.00		26,777.24
Credit Card Charge	03/21/2018	180320	Fort Cobb Fuel Auth...	Excavator ren...	2289 · Bruce L...	644.18		27,421.42
General Journal	03/21/2018	180321		WR, SY	5100 · Services	2,315.98		29,737.40
Credit Card Charge	03/22/2018	180320	887 Maintenance of ...	food for BL	2289 · Bruce L...	28.28		29,765.68
Credit Card Charge	03/22/2018	180418	887 Maintenance of ...	food for KP	2288 · Kevin P...	11.78		29,777.46
Credit Card Credit	03/23/2018	180418	Fort Cobb Fuel Auth...	Excavator ren...	2289 · Bruce L...		232.62	29,544.84
Bill	03/29/2018	13682	Fort Cobb Fuel Auth...	Bobcat final cl...	2221 · Vendors	285.00		29,829.84
Credit Card Charge	03/29/2018	180417	887 Maintenance of ...	TH flight to OK	2282 · Thomas...	235.80		30,065.64
Invoice	03/31/2018	1803F...	Fort Cobb Fuel Auth...	Excavator ren...	1201 · From m...		644.18	29,421.46
Invoice	03/31/2018	1803F...	Fort Cobb Fuel Auth...	Excavator ren...	1201 · From m...	232.62		29,654.08
Invoice	03/31/2018	1803F...	Fort Cobb Fuel Auth...	Directional bo...	1201 · From m...		3,600.00	26,054.08
Invoice	03/31/2018	1803F...	Fort Cobb Fuel Auth...	1" Service acr...	1201 · From m...		800.00	25,254.08
Invoice	03/31/2018	1803F...	Fort Cobb Fuel Auth...	Directional bo...	1201 · From m...		3,600.00	21,654.08
Invoice	03/31/2018	1803F...	Fort Cobb Fuel Auth...	1" Service for ...	1201 · From m...		800.00	20,854.08
Invoice	03/31/2018	1803F...	Fort Cobb Fuel Auth...	Bobcat final cl...	1201 · From m...		285.00	20,569.08
General Journal	04/02/2018	180321		BillR, TP	5100 · Services	1,132.39		21,701.47
Credit Card Charge	04/03/2018	180419	887 Maintenance of ...	food for SK	2290 · Scott K...	8.87		21,710.34
Credit Card Charge	04/04/2018	180417	887 Maintenance of ...	Food for SY	2283 · Steven ...	19.67		21,730.01
Credit Card Charge	04/05/2018	180417	887 Maintenance of ...	Food for SY	2283 · Steven ...	24.72		21,754.73
Credit Card Charge	04/05/2018	180417	887 Maintenance of ...	Food for SY	2283 · Steven ...	53.95		21,808.68
Credit Card Charge	04/09/2018	180409	887 Maintenance of ...	Food for SY	2283 · Steven ...	24.77		21,833.45
Bill	04/10/2018	180410	Paul Nouse	Damages	2221 · Vendors	1,000.00		22,833.45
Credit Card Charge	04/10/2018	180410	887 Maintenance of ...	Food for SY	2283 · Steven ...	23.69		22,857.14
Credit Card Charge	04/11/2018	180418	887 Maintenance of ...	fule for KP	2288 · Kevin P...	33.62		22,890.76
Credit Card Charge	04/16/2018	180418	887 Maintenance of ...	Food for KP	2288 · Kevin P...	39.01		22,929.77
Credit Card Charge	04/16/2018	180416	887 Maintenance of ...	food for SK	2290 · Scott K...	36.80		22,966.57
Credit Card Charge	04/17/2018	180504	887 Maintenance of ...	food for BL	2289 · Bruce L...	13.51		22,980.08
Credit Card Charge	04/17/2018	180504	887 Maintenance of ...	food for BL	2289 · Bruce L...	32.15		23,012.23
Credit Card Charge	04/18/2018	180504	887 Maintenance of ...	food for BL	2289 · Bruce L...	15.42		23,027.65
Credit Card Charge	04/18/2018	180504	887 Maintenance of ...	food for BL	2289 · Bruce L...	12.87		23,040.52
Credit Card Charge	04/18/2018	180504	887 Maintenance of ...	food for BL	2289 · Bruce L...	46.34		23,086.86
Credit Card Charge	04/18/2018	180504	887 Maintenance of ...	room for BL	2289 · Bruce L...	79.85		23,166.71
General Journal	04/18/2018	180321		BillR, TP	5100 · Services	1,319.93		24,486.64
Credit Card Charge	04/20/2018	180420	887 Maintenance of ...	food for SY	2283 · Steven ...	30.76		24,517.40
Credit Card Charge	04/20/2018	180420	887 Maintenance of ...	food for SY	2283 · Steven ...	8.92		24,526.32
Credit Card Charge	04/23/2018	180504	887 Maintenance of ...	food for BL	2289 · Bruce L...	12.81		24,539.13
Credit Card Charge	04/23/2018	180423	887 Maintenance of ...	food for SY	2283 · Steven ...	24.04		24,563.17
Bill	04/24/2018	132416	Fort Cobb Fuel Auth...	Highway 31 p...	2221 · Vendors	10,528.00		35,091.17
Bill	04/24/2018	132417	Fort Cobb Fuel Auth...	Bore Main Str...	2221 · Vendors	2,700.00		37,791.17
Credit Card Charge	04/26/2018	180504	887 Maintenance of ...	food for BL	2289 · Bruce L...	24.64		37,815.81

Navitas Utility Corporation
General Ledger
As of December 31, 2018

Type	Date	Num	Name	Memo	Split	Debit	Credit	Balance
Bill	04/26/2018	I0007...	System NTNNG:Re...	Krers Reconc...	2221 · Vendors	8,262.29		46,078.10
Bill	04/28/2018	180428	Buckaloo Construction	Labor to Main...	2221 · Vendors	1,885.00		47,963.10
Credit Card Charge	04/30/2018	180430	887 Maintenance of ...	room for BL	2289 · Bruce L...	83.22		48,046.32
Credit Card Charge	04/30/2018	180430	887 Maintenance of ...	food for BL	2289 · Bruce L...	7.33		48,053.65
Credit Card Charge	04/30/2018	180430	887 Maintenance of ...	food for BL	2289 · Bruce L...	25.34		48,078.99
Invoice	04/30/2018	1804F...	Fort Cobb Fuel Auth...	skid steer loa...	1201 · From m...		891.06	47,187.93
Invoice	04/30/2018	1804F...	Fort Cobb Fuel Auth...	unreadable d...	1201 · From m...		200.00	46,987.93
Invoice	04/30/2018	1804F...	Fort Cobb Fuel Auth...	Directional bo...	1201 · From m...		1,350.00	45,637.93
Bill	04/30/2018	66	TDH Construction	4 days in OK	2221 · Vendors	600.00		46,237.93
Credit Card Charge	05/01/2018	180501	887 Maintenance of ...	food for BL	2289 · Bruce L...	19.36		46,257.29
Bill	05/01/2018	Tus A...	Fort Cobb Fuel Auth...	Directional bo...	2221 · Vendors	1,350.00		47,607.29
Credit Card Charge	05/01/2018	180501	887 Maintenance of ...	room for BL	2289 · Bruce L...	83.22		47,690.51
Credit Card Charge	05/01/2018	180501	887 Maintenance of ...	fuel for BL	2289 · Bruce L...	19.50		47,710.01
General Journal	05/02/2018	180321		BillR, TP	5100 · Services	1,132.03		48,842.04
Credit Card Charge	05/02/2018	180502	887 Maintenance of ...	food for BL	2289 · Bruce L...	29.54		48,871.58
Credit Card Charge	05/02/2018	180502	887 Maintenance of ...	fuel for BL	2289 · Bruce L...	51.80		48,923.38
Credit Card Charge	05/03/2018	180502	887 Maintenance of ...	food for BL	2289 · Bruce L...	11.85		48,935.23
Credit Card Charge	05/03/2018	180501	887 Maintenance of ...	food for BL	2289 · Bruce L...	9.86		48,945.09
Credit Card Charge	05/03/2018	180501	887 Maintenance of ...	food for BL	2289 · Bruce L...	12.99		48,958.08
Bill	05/07/2018	15679...	Fort Cobb Fuel Auth...	skid steer loa...	2221 · Vendors	891.06		49,849.14
Bill	05/08/2018	3259	Fort Cobb Fuel Auth...	unreadable d...	2221 · Vendors	200.00		50,049.14
Credit Card Charge	05/09/2018	180509	887 Maintenance of ...	food for BL	2289 · Bruce L...	5.27		50,054.41
Credit Card Charge	05/10/2018	180510	887 Maintenance of ...	food for BL	2289 · Bruce L...	5.27		50,059.68
General Journal	05/12/2018	180321		BillR, TP	5100 · Services	2,458.18		52,517.86
Credit Card Charge	05/17/2018	180517	887 Maintenance of ...	Springhouse ...	2284 · Sam Cr...	68.82		52,586.68
Credit Card Charge	05/17/2018	180517	887 Maintenance of ...	Food for SY	2283 · Steven ...	23.68		52,610.36
Credit Card Charge	05/18/2018	180518	887 Maintenance of ...	TH flight to OK	2282 · Thomas...	794.56		53,404.92
Bill	05/18/2018	Tus M...	Fort Cobb Fuel Auth...	1" service bor...	2221 · Vendors	800.00		54,204.92
Credit Card Charge	05/18/2018	180518	887 Maintenance of ...	Food for SY	2283 · Steven ...	21.50		54,226.42
Credit Card Charge	05/21/2018	180521	887 Maintenance of ...	food for BL	2289 · Bruce L...	14.71		54,241.13
Credit Card Charge	05/21/2018	180521	887 Maintenance of ...	Food for SY	2283 · Steven ...	12.12		54,253.25
Credit Card Charge	05/22/2018	180522	887 Maintenance of ...	food for BL	2289 · Bruce L...	34.17		54,287.42
Bill	05/23/2018	15679...	Fort Cobb Fuel Auth...	trailer dump 1...	2221 · Vendors	1,802.86		56,090.28
Credit Card Charge	05/23/2018	180523	887 Maintenance of ...	food for BL	2289 · Bruce L...	10.33		56,100.61
Credit Card Charge	05/23/2018	180523	887 Maintenance of ...	fuel for BL	2289 · Bruce L...	55.00		56,155.61
Credit Card Charge	05/23/2018	180523	887 Maintenance of ...	food for BL	2289 · Bruce L...	33.48		56,189.09
Bill	05/24/2018	180524	Buckaloo Construction	Labor to Main...	2221 · Vendors	510.00		56,699.09
Credit Card Charge	05/29/2018	180529	887 Maintenance of ...	food for BL	2289 · Bruce L...	45.34		56,744.43
Credit Card Charge	05/29/2018	180529	887 Maintenance of ...	room for BL	2289 · Bruce L...	83.51		56,827.94
Credit Card Charge	05/29/2018	180529	887 Maintenance of ...	food for BL	2289 · Bruce L...	21.41		56,849.35
Bill	05/30/2018	180530	Fort Cobb Fuel Auth...	Expense chec...	2221 · Vendors	420.00		57,269.35
Credit Card Charge	05/30/2018	180530	887 Maintenance of ...	food for BL	2289 · Bruce L...	30.27		57,299.62
Credit Card Charge	05/30/2018	180530	887 Maintenance of ...	food for BL	2289 · Bruce L...	26.41		57,326.03
Credit Card Charge	05/30/2018	180530	887 Maintenance of ...	food for BL	2289 · Bruce L...	17.92		57,343.95
General Journal	05/30/2018	180321		BillR, TP	5100 · Services	1,173.07		58,517.02
Bill	05/31/2018	67	TDH Construction	3 days in OK	2221 · Vendors	450.00		58,967.02
Invoice	05/31/2018	1805F...	Fort Cobb Fuel Auth...	1" service bor...	1201 · From m...		800.00	58,167.02
Invoice	05/31/2018	1805F...	Fort Cobb Fuel Auth...	Highway 31 p...	1201 · From m...		10,528.00	47,639.02
Invoice	05/31/2018	1805F...	Fort Cobb Fuel Auth...	Bore Main Str...	1201 · From m...		2,700.00	44,939.02

Navitas Utility Corporation
General Ledger
As of December 31, 2018

Type	Date	Num	Name	Memo	Split	Debit	Credit	Balance
Invoice	05/31/2018	1805F...	Fort Cobb Fuel Auth...	trailer dump 1...	1201 · From m...		1,802.86	43,136.16
Invoice	05/31/2018	1805F...	Fort Cobb Fuel Auth...	Expense chec...	1201 · From m...		420.00	42,716.16
Invoice	05/31/2018	1805F...	Fort Cobb Fuel Auth...	FORKLIFT 05...	1201 · From m...		3,408.99	39,307.17
Invoice	05/31/2018	1805F...	Fort Cobb Fuel Auth...	trailer dump 1...	1201 · From m...		1,071.47	38,235.70
Invoice	05/31/2018	1805F...	Fort Cobb Fuel Auth...	boom 30-39' ...	1201 · From m...		2,475.54	35,760.16
Credit Card Charge	06/01/2018	180509	887 Maintenance of ...	Food for SY	2283 · Steven ...	18.46		35,778.62
Credit Card Charge	06/01/2018	180507	887 Maintenance of ...	Food for SY	2283 · Steven ...	23.69		35,802.31
Credit Card Charge	06/01/2018	180601	887 Maintenance of ...	food for DG	2286 · Darrel ...	212.39		36,014.70
Credit Card Charge	06/04/2018	180604	887 Maintenance of ...	food for BL	2289 · Bruce L...	44.49		36,059.19
Credit Card Charge	06/04/2018	180604	887 Maintenance of ...	tires for weldi...	2289 · Bruce L...	209.98		36,269.17
Credit Card Charge	06/04/2018	180604	887 Maintenance of ...	food for BL	2289 · Bruce L...	32.08		36,301.25
Bill	06/05/2018	15744...	Fort Cobb Fuel Auth...	FORKLIFT 05...	2221 · Vendors	3,408.99		39,710.24
Bill	06/05/2018	1820	Vineyard Dozer Serv...		2221 · Vendors	446.08		40,156.32
Credit Card Charge	06/05/2018	180606	887 Maintenance of ...	supplies for BL	2289 · Bruce L...	25.70		40,182.02
Credit Card Charge	06/05/2018	180605	887 Maintenance of ...	food for BL	2289 · Bruce L...	19.26		40,201.28
Credit Card Charge	06/05/2018	180605	887 Maintenance of ...	food for BL	2289 · Bruce L...	52.53		40,253.81
Credit Card Charge	06/05/2018	180605	887 Maintenance of ...	food for BL	2289 · Bruce L...	40.45		40,294.26
Credit Card Charge	06/05/2018	180605	887 Maintenance of ...	food for BL	2289 · Bruce L...	17.03		40,311.29
Credit Card Charge	06/06/2018	180606	887 Maintenance of ...	food for BL	2289 · Bruce L...	20.82		40,332.11
Credit Card Charge	06/06/2018	180606	887 Maintenance of ...	food for BL	2289 · Bruce L...	22.93		40,355.04
Credit Card Charge	06/06/2018	180606	887 Maintenance of ...	food for BL	2289 · Bruce L...	16.18		40,371.22
Credit Card Charge	06/06/2018	180606	887 Maintenance of ...	food for SY	2283 · Steven ...	14.00		40,385.22
Credit Card Charge	06/07/2018	180607	887 Maintenance of ...	food for BL	2289 · Bruce L...	23.59		40,408.81
Credit Card Charge	06/07/2018	180607	887 Maintenance of ...	food for BL	2289 · Bruce L...	20.61		40,429.42
Credit Card Charge	06/07/2018	180607	887 Maintenance of ...	room for BL	2289 · Bruce L...	250.53		40,679.95
Bill	06/07/2018	15679...	Fort Cobb Fuel Auth...	trailer dump 1...	2221 · Vendors	1,071.47		41,751.42
General Journal	06/11/2018	180321		BillR, TP	5100 · Services	1,801.87		43,553.29
Credit Card Charge	06/11/2018	180611	887 Maintenance of ...	food for BL	2289 · Bruce L...	48.06		43,601.35
Credit Card Charge	06/11/2018	180611	887 Maintenance of ...	food for BL	2289 · Bruce L...	30.38		43,631.73
Credit Card Charge	06/11/2018	180611	887 Maintenance of ...	food for BL	2289 · Bruce L...	14.35		43,646.08
Credit Card Charge	06/12/2018	180612	887 Maintenance of ...	Food for SY	2283 · Steven ...	21.50		43,667.58
Credit Card Charge	06/12/2018	180612	887 Maintenance of ...	supplies for BL	2289 · Bruce L...	10.99		43,678.57
Credit Card Charge	06/12/2018	180612	887 Maintenance of ...	food for BL	2289 · Bruce L...	19.48		43,698.05
Credit Card Charge	06/12/2018	180612	887 Maintenance of ...	food for BL	2289 · Bruce L...	29.27		43,727.32
Credit Card Charge	06/12/2018	180612	887 Maintenance of ...	food for BL	2289 · Bruce L...	42.48		43,769.80
Credit Card Charge	06/13/2018	180613	887 Maintenance of ...	food for BL	2289 · Bruce L...	17.05		43,786.85
Credit Card Charge	06/13/2018	180613	887 Maintenance of ...	food for BL	2289 · Bruce L...	32.54		43,819.39
Credit Card Charge	06/13/2018	180613	887 Maintenance of ...	food for BL	2289 · Bruce L...	54.96		43,874.35
Credit Card Charge	06/14/2018	180614	887 Maintenance of ...	room for BL	2289 · Bruce L...	250.53		44,124.88
Credit Card Charge	06/14/2018	180614	887 Maintenance of ...	food for BL	2289 · Bruce L...	28.91		44,153.79
Credit Card Charge	06/14/2018	180614	887 Maintenance of ...	food for BL	2289 · Bruce L...	17.03		44,170.82
Credit Card Charge	06/18/2018	180618	887 Maintenance of ...	food for BL	2289 · Bruce L...	16.01		44,186.83
Credit Card Charge	06/18/2018	180618	887 Maintenance of ...	food for BL	2289 · Bruce L...	39.03		44,225.86
Credit Card Charge	06/18/2018	180618	887 Maintenance of ...	food for BL	2289 · Bruce L...	18.81		44,244.67
Credit Card Charge	06/18/2018	180618	887 Maintenance of ...	food for BL	2289 · Bruce L...	22.60		44,267.27
Credit Card Charge	06/19/2018	180619	887 Maintenance of ...	food for BL	2289 · Bruce L...	15.01		44,282.28
Credit Card Charge	06/19/2018	180619	887 Maintenance of ...	food for BL	2289 · Bruce L...	10.07		44,292.35
Credit Card Charge	06/19/2018	180619	887 Maintenance of ...	food for BL	2289 · Bruce L...	19.31		44,311.66
Credit Card Charge	06/19/2018	180619	887 Maintenance of ...	food for BL	2289 · Bruce L...	30.46		44,342.12

Navitas Utility Corporation
General Ledger
As of December 31, 2018

Type	Date	Num	Name	Memo	Split	Debit	Credit	Balance
Credit Card Charge	06/20/2018	180620	887 Maintenance of ...	food for BL	2289 · Bruce L...	18.25		44,360.37
Credit Card Charge	06/20/2018	180620	887 Maintenance of ...	food for BL	2289 · Bruce L...	16.67		44,377.04
Credit Card Charge	06/20/2018	180620	887 Maintenance of ...	food for BL	2289 · Bruce L...	6.51		44,383.55
Credit Card Charge	06/20/2018	180620	887 Maintenance of ...	room for BL	2289 · Bruce L...	167.02		44,550.57
Bill	06/21/2018	15797...	Fort Cobb Fuel Auth...	boom 30-39' ...	2221 · Vendors	2,475.54		47,026.11
Credit Card Charge	06/22/2018	180622	887 Maintenance of ...	food for BL	2289 · Bruce L...	50.30		47,076.41
Credit Card Charge	06/25/2018	180625	887 Maintenance of ...	food for BL	2289 · Bruce L...	25.38		47,101.79
Credit Card Charge	06/25/2018	180625	887 Maintenance of ...	food for BL	2289 · Bruce L...	21.41		47,123.20
General Journal	06/25/2018	180321		BillR, TP	5100 · Services	1,318.40		48,441.60
Bill	06/26/2018	15809...	Fort Cobb Fuel Auth...	scissor lift 24-...	2221 · Vendors	1,398.64		49,840.24
Credit Card Charge	06/26/2018	180626	887 Maintenance of ...	food for BL	2289 · Bruce L...	40.16		49,880.40
Credit Card Charge	06/26/2018	180626	887 Maintenance of ...	food for BL	2289 · Bruce L...	22.52		49,902.92
Credit Card Charge	06/27/2018	180627	887 Maintenance of ...	food for BL	2289 · Bruce L...	38.92		49,941.84
Credit Card Charge	06/27/2018	180627	887 Maintenance of ...	food for BL	2289 · Bruce L...	35.02		49,976.86
Credit Card Charge	06/27/2018	180627	887 Maintenance of ...	food for SK	2290 · Scott K...	12.51		49,989.37
Credit Card Charge	06/28/2018	180628	887 Maintenance of ...	food for BL	2289 · Bruce L...	15.63		50,005.00
Credit Card Charge	06/28/2018	180628	887 Maintenance of ...	food for BL	2289 · Bruce L...	16.67		50,021.67
Credit Card Charge	06/28/2018	180628	887 Maintenance of ...	food for BL	2289 · Bruce L...	14.55		50,036.22
Credit Card Charge	06/28/2018	180628	887 Maintenance of ...	room for BL	2289 · Bruce L...	249.81		50,286.03
Credit Card Charge	06/28/2018	180628	887 Maintenance of ...	Food for SY	2283 · Steven ...	24.76		50,310.79
Credit Card Charge	06/29/2018	180629	887 Maintenance of ...	Food for SY	2283 · Steven ...	21.50		50,332.29
Bill	06/30/2018	68	TDH Construction	1 days in OK	2221 · Vendors	150.00		50,482.29
Invoice	06/30/2018	1806F...	Fort Cobb Fuel Auth...	scissor lift 24-...	1201 · From m...		1,398.64	49,083.65
Credit Card Charge	07/02/2018	180702	887 Maintenance of ...	food for BL	2289 · Bruce L...	32.46		49,116.11
Credit Card Charge	07/02/2018	180702	887 Maintenance of ...	food for BL	2289 · Bruce L...	13.00		49,129.11
Credit Card Charge	07/02/2018	180702	887 Maintenance of ...	food for BL	2289 · Bruce L...	23.37		49,152.48
Bill	07/03/2018	15744...	Fort Cobb Fuel Auth...	FORKLIFT 06...	2221 · Vendors	2,988.99		52,141.47
Credit Card Charge	07/03/2018	180703	887 Maintenance of ...	food for BL	2289 · Bruce L...	20.50		52,161.97
Credit Card Charge	07/03/2018	180703	887 Maintenance of ...	food for BL	2289 · Bruce L...	30.27		52,192.24
Credit Card Charge	07/03/2018	180703	887 Maintenance of ...	food for BL	2289 · Bruce L...	13.62		52,205.86
Credit Card Charge	07/04/2018	180704	887 Maintenance of ...	food for BL	2289 · Bruce L...	17.79		52,223.65
Credit Card Charge	07/04/2018	180704	887 Maintenance of ...	food for BL	2289 · Bruce L...	4.34		52,227.99
Credit Card Charge	07/04/2018	180704	887 Maintenance of ...	food for BL	2289 · Bruce L...	18.90		52,246.89
Credit Card Charge	07/04/2018	180704	887 Maintenance of ...	supplies for BL	2289 · Bruce L...	61.45		52,308.34
Credit Card Charge	07/05/2018	180705	887 Maintenance of ...	food for BL	2289 · Bruce L...	4.34		52,312.68
Credit Card Charge	07/05/2018	180705	887 Maintenance of ...	food for BL	2289 · Bruce L...	17.91		52,330.59
Credit Card Charge	07/05/2018	180705	887 Maintenance of ...	food for BL	2289 · Bruce L...	17.98		52,348.57
Credit Card Charge	07/05/2018	180705	887 Maintenance of ...	room for BL	2289 · Bruce L...	249.45		52,598.02
Credit Card Charge	07/05/2018	180705	887 Maintenance of ...	food for SY	2283 · Steven ...	7.01		52,605.03
Credit Card Charge	07/06/2018	180706	887 Maintenance of ...	food for BL	2289 · Bruce L...	24.16		52,629.19
Credit Card Charge	07/06/2018	180706	887 Maintenance of ...	food for BL	2289 · Bruce L...	28.61		52,657.80
Credit Card Charge	07/08/2018	180708	887 Maintenance of ...	food for BL	2289 · Bruce L...	7.21		52,665.01
Credit Card Charge	07/09/2018	180709	887 Maintenance of ...	food for BL	2289 · Bruce L...	34.19		52,699.20
Credit Card Charge	07/09/2018	180709	887 Maintenance of ...	food for BL	2289 · Bruce L...	17.29		52,716.49
Credit Card Charge	07/09/2018	180709	887 Maintenance of ...	food for BL	2289 · Bruce L...	9.94		52,726.43
Credit Card Charge	07/09/2018	180709	887 Maintenance of ...	food for SY	2283 · Steven ...	28.35		52,754.78
General Journal	07/09/2018	180321		BillR, TP	5100 · Services	4,744.01		57,498.79
Credit Card Charge	07/10/2018	180710	887 Maintenance of ...	food for BL	2289 · Bruce L...	24.76		57,523.55
Credit Card Charge	07/10/2018	180711	887 Maintenance of ...	food for BL	2289 · Bruce L...	19.48		57,543.03

Navitas Utility Corporation
General Ledger
As of December 31, 2018

Type	Date	Num	Name	Memo	Split	Debit	Credit	Balance
Credit Card Charge	07/10/2018	180710	887 Maintenance of ...	food for BL	2289 · Bruce L...	42.48		57,585.51
Credit Card Charge	07/10/2018	180710	887 Maintenance of ...	food for SY	2283 · Steven ...	17.51		57,603.02
Credit Card Charge	07/11/2018	180711	887 Maintenance of ...	food for BL	2289 · Bruce L...	15.54		57,618.56
Credit Card Charge	07/11/2018	180711	887 Maintenance of ...	room for BL	2289 · Bruce L...	166.30		57,784.86
Credit Card Charge	07/11/2018	180710	887 Maintenance of ...	food for SY	2283 · Steven ...	10.42		57,795.28
Credit Card Charge	07/11/2018	180711	887 Maintenance of ...	food for SY	2283 · Steven ...	3.99		57,799.27
Credit Card Charge	07/11/2018	180711	887 Maintenance of ...	food for SY	2283 · Steven ...	17.49		57,816.76
Credit Card Charge	07/11/2018	180711	887 Maintenance of ...	food for SY	2283 · Steven ...	18.06		57,834.82
Credit Card Charge	07/12/2018	180712	887 Maintenance of ...	food for SY	2283 · Steven ...	25.80		57,860.62
Credit Card Charge	07/13/2018	170713	887 Maintenance of ...	room for Stev...	2283 · Steven ...	426.76		58,287.38
Credit Card Charge	07/13/2018	170713	887 Maintenance of ...	room for Stev...	2283 · Steven ...	426.76		58,714.14
Credit Card Charge	07/13/2018	180713	887 Maintenance of ...	food for SY	2283 · Steven ...	10.42		58,724.56
Credit Card Charge	07/13/2018	180713	887 Maintenance of ...	food for SY	2283 · Steven ...	24.59		58,749.15
Credit Card Charge	07/16/2018	180716	887 Maintenance of ...	food for BL	2289 · Bruce L...	28.72		58,777.87
Credit Card Charge	07/16/2018	180716	887 Maintenance of ...	food for BL	2289 · Bruce L...	15.22		58,793.09
Credit Card Charge	07/16/2018	180716	887 Maintenance of ...	supplies for BL	2289 · Bruce L...	69.26		58,862.35
Credit Card Charge	07/16/2018	180716	887 Maintenance of ...	food for BL	2289 · Bruce L...	31.79		58,894.14
Credit Card Charge	07/17/2018	180717	887 Maintenance of ...	Food for JF	2285 · Jeff Fog...	68.68		58,962.82
Credit Card Charge	07/17/2018	180717	887 Maintenance of ...	food for BL	2289 · Bruce L...	39.70		59,002.52
Credit Card Charge	07/17/2018	180717	887 Maintenance of ...	food for BL	2289 · Bruce L...	19.49		59,022.01
Credit Card Charge	07/17/2018	180717	887 Maintenance of ...	food for BL	2289 · Bruce L...	10.65		59,032.66
Credit Card Charge	07/17/2018	180717	Fort Cobb Fuel Auth...	11 ash gray 3...	2289 · Bruce L...	167.71		59,200.37
Credit Card Charge	07/17/2018	180717	887 Maintenance of ...	food for SK	2290 · Scott K...	19.14		59,219.51
Credit Card Charge	07/18/2018	180718	887 Maintenance of ...	food for BL	2289 · Bruce L...	25.97		59,245.48
Credit Card Charge	07/18/2018	180718	887 Maintenance of ...	room for BL	2289 · Bruce L...	166.30		59,411.78
Bill	07/19/2018	15797...	Fort Cobb Fuel Auth...	boom 30-39' ...	2221 · Vendors	2,475.54		61,887.32
Credit Card Charge	07/20/2018	180720	887 Maintenance of ...	food for BL	2289 · Bruce L...	29.51		61,916.83
Credit Card Charge	07/23/2018	180723	887 Maintenance of ...	food for BL	2289 · Bruce L...	15.22		61,932.05
Credit Card Charge	07/23/2018	180723	887 Maintenance of ...	food for BL	2289 · Bruce L...	21.73		61,953.78
Credit Card Charge	07/23/2018	180723	887 Maintenance of ...	food for BL	2289 · Bruce L...	15.60		61,969.38
Credit Card Charge	07/23/2018	180723	887 Maintenance of ...	food for SY	2283 · Steven ...	15.76		61,985.14
Credit Card Charge	07/23/2018	180723	887 Maintenance of ...	food for SK	2290 · Scott K...	13.04		61,998.18
Bill	07/24/2018	15809...	Fort Cobb Fuel Auth...	scissor lift 24-...	2221 · Vendors	1,019.14		63,017.32
Credit Card Charge	07/24/2018	180724	887 Maintenance of ...	fuel for BL	2289 · Bruce L...	58.00		63,075.32
Credit Card Charge	07/24/2018	180724	887 Maintenance of ...	food for BL	2289 · Bruce L...	5.20		63,080.52
Credit Card Charge	07/24/2018	180724	887 Maintenance of ...	food for BL	2289 · Bruce L...	41.99		63,122.51
Credit Card Charge	07/24/2018	180724	887 Maintenance of ...	food for BL	2289 · Bruce L...	13.91		63,136.42
Credit Card Charge	07/24/2018	180724	887 Maintenance of ...	food for BL	2289 · Bruce L...	19.07		63,155.49
Credit Card Charge	07/24/2018	180724	887 Maintenance of ...	food for SY	2283 · Steven ...	7.29		63,162.78
Credit Card Charge	07/24/2018	180724	887 Maintenance of ...	food for SK	2290 · Scott K...	17.13		63,179.91
General Journal	07/24/2018	180321		TP	5100 · Services	1,387.86		64,567.77
General Journal	07/24/2018	180724		TP	5100 · Services	0.00		64,567.77
Credit Card Charge	07/25/2018	180725	887 Maintenance of ...	food for BL	2289 · Bruce L...	20.86		64,588.63
Credit Card Charge	07/25/2018	180725	887 Maintenance of ...	food for BL	2289 · Bruce L...	12.00		64,600.63
Credit Card Charge	07/25/2018	180725	887 Maintenance of ...	room for BL	2289 · Bruce L...	166.30		64,766.93
Credit Card Charge	07/25/2018	180725	887 Maintenance of ...	food for SY	2283 · Steven ...	11.28		64,778.21
Credit Card Charge	07/25/2018	180725	887 Maintenance of ...	food for SK	2290 · Scott K...	15.60		64,793.81
Credit Card Charge	07/26/2018	180726	887 Maintenance of ...	room for SK	2290 · Scott K...	299.19		65,093.00
Bill	07/28/2018	15744...	Fort Cobb Fuel Auth...	FORKLIFT 07...	2221 · Vendors	2,988.99		68,081.99

Navitas Utility Corporation
General Ledger
As of December 31, 2018

Type	Date	Num	Name	Memo	Split	Debit	Credit	Balance
Credit Card Charge	07/30/2018	180730	887 Maintenance of ...	fuel for BL	2289 · Bruce L...	56.30		68,138.29
Credit Card Charge	07/30/2018	180730	887 Maintenance of ...	food for BL	2289 · Bruce L...	63.11		68,201.40
Credit Card Charge	07/30/2018	180730	887 Maintenance of ...	food for BL	2289 · Bruce L...	20.36		68,221.76
Credit Card Charge	07/30/2018	180730	887 Maintenance of ...	food for BL	2289 · Bruce L...	19.10		68,240.86
Bill	07/31/2018	69	TDH Construction	personal phon...	2221 · Vendors			68,240.86
Credit Card Charge	07/31/2018	180731	887 Maintenance of ...	food for BL	2289 · Bruce L...	32.88		68,273.74
Credit Card Charge	07/31/2018	180731	887 Maintenance of ...	food for BL	2289 · Bruce L...	43.67		68,317.41
Credit Card Charge	07/31/2018	180731	Fort Cobb Fuel Auth...	rec tubing 1.5...	2289 · Bruce L...	488.95		68,806.36
Credit Card Charge	07/31/2018	180731	887 Maintenance of ...	food for BL	2289 · Bruce L...	13.79		68,820.15
Credit Card Charge	07/31/2018	180731	887 Maintenance of ...	Food for SY	2283 · Steven ...	25.90		68,846.05
Invoice	07/31/2018	1807F...	Fort Cobb Fuel Auth...	FORKLIFT 05...	1201 · From m...	0.00		68,846.05
Invoice	07/31/2018	1807F...	Fort Cobb Fuel Auth...	trailer dump 1...	1201 · From m...	0.00		68,846.05
Invoice	07/31/2018	1807F...	Fort Cobb Fuel Auth...	boom 30-39' ...	1201 · From m...		2,475.54	66,370.51
Invoice	07/31/2018	1807F...	Fort Cobb Fuel Auth...	scissor lift 24-...	1201 · From m...	0.00		66,370.51
Invoice	07/31/2018	1807F...	Fort Cobb Fuel Auth...	FORKLIFT 06...	1201 · From m...		2,988.99	63,381.52
Invoice	07/31/2018	1807F...	Fort Cobb Fuel Auth...	materials for ...	1201 · From m...	0.00		63,381.52
Invoice	07/31/2018	1807F...	Fort Cobb Fuel Auth...	scissor lift 24-...	1201 · From m...		1,019.14	62,362.38
Invoice	07/31/2018	1807F...	Fort Cobb Fuel Auth...	FORKLIFT 07...	1201 · From m...		2,988.99	59,373.39
Invoice	07/31/2018	1807F...	Fort Cobb Fuel Auth...	rec tubing 1.5...	1201 · From m...		488.95	58,884.44
Credit Card Charge	08/01/2018	180801	887 Maintenance of ...	food for BL	2289 · Bruce L...	20.75		58,905.19
Credit Card Charge	08/01/2018	180801	887 Maintenance of ...	Food for SY	2283 · Steven ...	19.33		58,924.52
Credit Card Charge	08/02/2018	180801	887 Maintenance of ...	food for BL	2289 · Bruce L...	22.42		58,946.94
Credit Card Charge	08/02/2018	180801	887 Maintenance of ...	food for BL	2289 · Bruce L...	31.07		58,978.01
Credit Card Charge	08/02/2018	180801	887 Maintenance of ...	fuel for BL	2289 · Bruce L...	25.21		59,003.22
Credit Card Charge	08/02/2018	180802	887 Maintenance of ...	room for BL	2289 · Bruce L...	249.45		59,252.67
Bill	08/06/2018	180806	5100 Steven Yearw...	CDL License f...	2221 · Vendors	85.00		59,337.67
Credit Card Charge	08/06/2018	180806	887 Maintenance of ...	food for BL	2289 · Bruce L...	23.04		59,360.71
Credit Card Charge	08/06/2018	180806	887 Maintenance of ...	food for BL	2289 · Bruce L...	31.89		59,392.60
Credit Card Charge	08/06/2018	180806	887 Maintenance of ...	food for BL	2289 · Bruce L...	6.51		59,399.11
Credit Card Charge	08/07/2018	180807	887 Maintenance of ...	fuel for BL	2289 · Bruce L...	64.70		59,463.81
Credit Card Charge	08/07/2018	180807	887 Maintenance of ...	food for BL	2289 · Bruce L...	15.73		59,479.54
Credit Card Charge	08/07/2018	180807	887 Maintenance of ...	food for BL	2289 · Bruce L...	29.27		59,508.81
Credit Card Charge	08/07/2018	180807	887 Maintenance of ...	food for BL	2289 · Bruce L...	22.29		59,531.10
General Journal	08/07/2018	180321		TP	5100 · Services	1,174.16		60,705.26
Credit Card Charge	08/08/2018	180808	887 Maintenance of ...	food for BL	2289 · Bruce L...	23.59		60,728.85
Credit Card Charge	08/08/2018	180808	887 Maintenance of ...	food for BL	2289 · Bruce L...	36.72		60,765.57
Credit Card Charge	08/08/2018	180808	887 Maintenance of ...	room for BL	2289 · Bruce L...	166.30		60,931.87
Credit Card Charge	08/13/2018	180813	887 Maintenance of ...	food for BL	2289 · Bruce L...	46.08		60,977.95
Credit Card Charge	08/13/2018	180813	887 Maintenance of ...	food for BL	2289 · Bruce L...	8.04		60,985.99
Credit Card Charge	08/13/2018	180813	887 Maintenance of ...	food for BL	2289 · Bruce L...	18.49		61,004.48
Credit Card Charge	08/14/2018	180814	887 Maintenance of ...	food for BL	2289 · Bruce L...	15.14		61,019.62
Credit Card Charge	08/14/2018	180814	887 Maintenance of ...	food for BL	2289 · Bruce L...	15.76		61,035.38
Credit Card Charge	08/15/2018	180815	887 Maintenance of ...	food for BL	2289 · Bruce L...	19.98		61,055.36
Credit Card Charge	08/15/2018	180815	887 Maintenance of ...	food for BL	2289 · Bruce L...	24.46		61,079.82
Credit Card Charge	08/16/2018	180816	887 Maintenance of ...	room for BL	2289 · Bruce L...	226.35		61,306.17
Credit Card Charge	08/16/2018	180816	887 Maintenance of ...	fuel for BL	2289 · Bruce L...	60.00		61,366.17
Credit Card Charge	08/16/2018	180816	887 Maintenance of ...	food for BL	2289 · Bruce L...	12.06		61,378.23
Credit Card Charge	08/16/2018	180816	887 Maintenance of ...	food for BL	2289 · Bruce L...	21.96		61,400.19
Bill	08/16/2018	15797...	Fort Cobb Fuel Auth...	scissor lift 19' ...	2221 · Vendors	854.73		62,254.92

Navitas Utility Corporation
General Ledger
As of December 31, 2018

Type	Date	Num	Name	Memo	Split	Debit	Credit	Balance
Credit Card Charge	08/16/2018	180816	FedEx	Toby Keiths	2288 · Kevin P...	17.43		62,272.35
Credit Card Charge	08/17/2018	180817	887 Maintenance of ...	flat tire for BL	2289 · Bruce L...	15.00		62,287.35
Credit Card Charge	08/20/2018	180820	874 Mains & Services	TH flight OKC...	2282 · Thomas...	536.80		62,824.15
Credit Card Charge	08/20/2018	180820	887 Maintenance of ...	food for SY	2283 · Steven ...	30.25		62,854.40
Credit Card Charge	08/20/2018	180820	887 Maintenance of ...	food for SY	2283 · Steven ...	6.88		62,861.28
Credit Card Charge	08/20/2018	180820	887 Maintenance of ...	food for BL	2289 · Bruce L...	26.36		62,887.64
General Journal	08/20/2018	180321		CoopC, TP	5100 · Services	2,317.92		65,205.56
Credit Card Charge	08/21/2018	180821	887 Maintenance of ...	food for SY	2283 · Steven ...	12.15		65,217.71
Credit Card Charge	08/21/2018	180821	887 Maintenance of ...	food for SY, TP	2283 · Steven ...	31.83		65,249.54
Credit Card Charge	08/21/2018	180821	887 Maintenance of ...	food for BL	2289 · Bruce L...	12.31		65,261.85
Credit Card Charge	08/21/2018	180821	887 Maintenance of ...	food for BL	2289 · Bruce L...	5.16		65,267.01
Credit Card Charge	08/21/2018	180821	Fort Cobb Fuel Auth...	Kinta bldg	2289 · Bruce L...	347.05		65,614.06
Credit Card Charge	08/22/2018	180822	887 Maintenance of ...	room for SY	2283 · Steven ...	215.62		65,829.68
Credit Card Charge	08/22/2018	180822	887 Maintenance of ...	room for Jerod	2283 · Steven ...	215.62		66,045.30
Credit Card Charge	08/22/2018	180822	887 Maintenance of ...	food for SY	2283 · Steven ...	25.05		66,070.35
Credit Card Charge	08/22/2018	180822	887 Maintenance of ...	food for SY	2283 · Steven ...	13.74		66,084.09
Credit Card Charge	08/22/2018	180822	887 Maintenance of ...	food for SY	2283 · Steven ...	26.37		66,110.46
Credit Card Charge	08/22/2018	180822	887 Maintenance of ...	fuel for BL	2289 · Bruce L...	52.55		66,163.01
Credit Card Charge	08/22/2018	180822	887 Maintenance of ...	food for BL	2289 · Bruce L...	12.51		66,175.52
Credit Card Charge	08/22/2018	180822	887 Maintenance of ...	food for BL	2289 · Bruce L...	28.38		66,203.90
Credit Card Charge	08/22/2018	180822	887 Maintenance of ...	food for BL	2289 · Bruce L...	26.41		66,230.31
Credit Card Charge	08/23/2018	180823	887 Maintenance of ...	room for SY	2283 · Steven ...	107.81		66,338.12
Credit Card Charge	08/23/2018	180823	887 Maintenance of ...	room for Jerod	2283 · Steven ...	107.81		66,445.93
Credit Card Charge	08/23/2018	180823	887 Maintenance of ...	food for SY	2283 · Steven ...	12.15		66,458.08
Credit Card Charge	08/23/2018	180823	887 Maintenance of ...	food for SY	2283 · Steven ...	14.14		66,472.22
Credit Card Charge	08/23/2018	180823	887 Maintenance of ...	food for BL	2289 · Bruce L...	14.89		66,487.11
Credit Card Charge	08/23/2018	180823	887 Maintenance of ...	food for BL	2289 · Bruce L...	9.77		66,496.88
Credit Card Charge	08/23/2018	180823	887 Maintenance of ...	room for BL	2289 · Bruce L...	166.30		66,663.18
Credit Card Charge	08/26/2018	180826	887 Maintenance of ...	food for BL	2289 · Bruce L...	46.50		66,709.68
Credit Card Charge	08/27/2018	180827	887 Maintenance of ...	food for BL	2289 · Bruce L...	6.84		66,716.52
Credit Card Charge	08/27/2018	180827	887 Maintenance of ...	food for BL	2289 · Bruce L...	11.53		66,728.05
Credit Card Charge	08/27/2018	180827	887 Maintenance of ...	food for BL	2289 · Bruce L...	11.54		66,739.59
Credit Card Charge	08/27/2018	180827	887 Maintenance of ...	food for BL	2289 · Bruce L...	12.82		66,752.41
Credit Card Charge	08/27/2018	180827	887 Maintenance of ...	room for KP	2288 · Kevin P...	85.48		66,837.89
Credit Card Charge	08/28/2018	180828	887 Maintenance of ...	food for BL	2289 · Bruce L...	13.91		66,851.80
Credit Card Charge	08/28/2018	180828	887 Maintenance of ...	food for BL	2289 · Bruce L...	15.98		66,867.78
Credit Card Charge	08/28/2018	180828	887 Maintenance of ...	food for BL	2289 · Bruce L...	9.08		66,876.86
Credit Card Charge	08/28/2018	180828	Fort Cobb Fuel Auth...	Supplies for V...	2289 · Bruce L...	322.40		67,199.26
Bill	08/28/2018	180828	Buckaloo Construction	Labor to Main...	2221 · Vendors	2,795.00		69,994.26
Credit Card Charge	08/29/2018	180829	887 Maintenance of ...	food for BL	2289 · Bruce L...	11.19		70,005.45
Credit Card Charge	08/29/2018	180829	887 Maintenance of ...	food for BL	2289 · Bruce L...	8.07		70,013.52
Credit Card Charge	08/29/2018	180829	887 Maintenance of ...	room for KP	2288 · Kevin P...	208.70		70,222.22
Credit Card Charge	08/30/2018	180830	887 Maintenance of ...	food for BL	2289 · Bruce L...	12.95		70,235.17
Credit Card Charge	08/30/2018	180829	887 Maintenance of ...	food for BL	2289 · Bruce L...	23.37		70,258.54
Credit Card Charge	08/30/2018	180830	887 Maintenance of ...	room for BL	2289 · Bruce L...	249.45		70,507.99
Credit Card Charge	08/30/2018	180830	887 Maintenance of ...	room for KP	2288 · Kevin P...	87.96		70,595.95
Bill	08/31/2018	70	TDH Construction	personal phon...	2221 · Vendors			70,595.95
Credit Card Charge	08/31/2018	180831	887 Maintenance of ...	Food for SY	2283 · Steven ...	24.82		70,620.77
General Journal	08/31/2018	180321		CoopC, TP, ...	5100 · Services	4,415.67		75,036.44

Navitas Utility Corporation
General Ledger
As of December 31, 2018

Type	Date	Num	Name	Memo	Split	Debit	Credit	Balance
General Journal	08/31/2018	180922		WR		2,213.67		77,250.11
Invoice	08/31/2018	1808F...	Fort Cobb Fuel Auth...	11 ash gray 3...	1201 · From m...		167.71	77,082.40
Invoice	08/31/2018	1808F...	Fort Cobb Fuel Auth...	scissor lift 19' ...	1201 · From m...		854.73	76,227.67
Invoice	08/31/2018	1808F...	Fort Cobb Fuel Auth...	Kinta Job - 3x...	1201 · From m...		347.05	75,880.62
Invoice	08/31/2018	1808F...	Fort Cobb Fuel Auth...	Kinta bldg	1201 · From m...	0.00		75,880.62
Invoice	08/31/2018	1808F...	Fort Cobb Fuel Auth...	Supplies for V...	1201 · From m...		322.40	75,558.22
Credit Card Charge	09/03/2018	180831	887 Maintenance of ...	room for KP	2288 · Kevin P...	71.33		75,629.55
Credit Card Charge	09/03/2018	180903	887 Maintenance of ...	Food for SY	2283 · Steven ...	19.33		75,648.88
Credit Card Charge	09/04/2018	180904	887 Maintenance of ...	Food for SY	2283 · Steven ...	24.81		75,673.69
Credit Card Charge	09/04/2018	180904	887 Maintenance of ...	food for BL	2289 · Bruce L...	13.51		75,687.20
Credit Card Charge	09/04/2018	180904	887 Maintenance of ...	food for BL	2289 · Bruce L...	11.94		75,699.14
Credit Card Charge	09/04/2018	180904	887 Maintenance of ...	food for BL	2289 · Bruce L...	15.51		75,714.65
Credit Card Charge	09/04/2018	180904	887 Maintenance of ...	food for BL	2289 · Bruce L...	7.86		75,722.51
Credit Card Charge	09/05/2018	180905	887 Maintenance of ...	fuel for BL	2289 · Bruce L...	44.50		75,767.01
Credit Card Charge	09/05/2018	180905	887 Maintenance of ...	food for BL	2289 · Bruce L...	16.44		75,783.45
Credit Card Charge	09/05/2018	180905	887 Maintenance of ...	food for BL	2289 · Bruce L...	13.91		75,797.36
Credit Card Charge	09/06/2018	180906	887 Maintenance of ...	Food for SY	2283 · Steven ...	20.53		75,817.89
Credit Card Charge	09/06/2018	180906	887 Maintenance of ...	food for BL	2289 · Bruce L...	11.54		75,829.43
Credit Card Charge	09/06/2018	180906	887 Maintenance of ...	room for BL	2289 · Bruce L...	166.30		75,995.73
Credit Card Charge	09/06/2018	180906	887 Maintenance of ...	food for BL	2289 · Bruce L...	10.61		76,006.34
Credit Card Charge	09/10/2018	180910	887 Maintenance of ...	food for SY	2283 · Steven ...	8.60		76,014.94
Credit Card Charge	09/10/2018	180910	887 Maintenance of ...	food for BL	2289 · Bruce L...	22.00		76,036.94
Credit Card Charge	09/10/2018	180910	887 Maintenance of ...	food for BL	2289 · Bruce L...	26.20		76,063.14
Credit Card Charge	09/10/2018	180910	887 Maintenance of ...	food for BL	2289 · Bruce L...	13.47		76,076.61
Credit Card Charge	09/11/2018	180911	887 Maintenance of ...	food for SY	2283 · Steven ...	10.12		76,086.73
Credit Card Charge	09/11/2018	180911	887 Maintenance of ...	food for BL	2289 · Bruce L...	26.86		76,113.59
Credit Card Charge	09/11/2018	180911	887 Maintenance of ...	food for BL	2289 · Bruce L...	12.51		76,126.10
Credit Card Charge	09/11/2018	180911	887 Maintenance of ...	food for BL	2289 · Bruce L...	12.63		76,138.73
Credit Card Charge	09/12/2018	180912	887 Maintenance of ...	food for BL	2289 · Bruce L...	22.08		76,160.81
Credit Card Charge	09/12/2018	180912	887 Maintenance of ...	food for BL	2289 · Bruce L...	7.15		76,167.96
Credit Card Charge	09/12/2018	180912	887 Maintenance of ...	food for BL	2289 · Bruce L...	31.63		76,199.59
Credit Card Charge	09/12/2018	180912	887 Maintenance of ...	room for BL	2289 · Bruce L...	166.30		76,365.89
Bill	09/13/2018	15797...	Fort Cobb Fuel Auth...	scissor lift 19' ...	2221 · Vendors	854.73		77,220.62
General Journal	09/14/2018	180321		Reallocate Pa...	5100 · Services	0.02		77,220.64
Credit Card Charge	09/14/2018	180914	887 Maintenance of ...	food for SY	2283 · Steven ...	8.92		77,229.56
Credit Card Charge	09/17/2018	180917	887 Maintenance of ...	food for BL	2289 · Bruce L...	9.08		77,238.64
Credit Card Charge	09/17/2018	180917	887 Maintenance of ...	food for SK	2290 · Scott K...	17.02		77,255.66
Credit Card Charge	09/18/2018	180918	887 Maintenance of ...	food for BL	2289 · Bruce L...	6.84		77,262.50
Credit Card Charge	09/18/2018	180918	887 Maintenance of ...	food for BL	2289 · Bruce L...	18.49		77,280.99
Credit Card Charge	09/18/2018	180918	887 Maintenance of ...	room for BL	2289 · Bruce L...	249.45		77,530.44
Credit Card Charge	09/19/2018	180919	887 Maintenance of ...	food for BL	2289 · Bruce L...	6.90		77,537.34
Credit Card Charge	09/19/2018	180919	887 Maintenance of ...	food for BL	2289 · Bruce L...	14.37		77,551.71
Credit Card Charge	09/19/2018	180919	887 Maintenance of ...	food for BL	2289 · Bruce L...	15.57		77,567.28
Credit Card Charge	09/19/2018	180919	887 Maintenance of ...	food for BL	2289 · Bruce L...	22.93		77,590.21
Credit Card Charge	09/20/2018	180920	887 Maintenance of ...	food for BL	2289 · Bruce L...	10.45		77,600.66
Credit Card Charge	09/20/2018	180920	887 Maintenance of ...	food for BL	2289 · Bruce L...	19.77		77,620.43
Bill	09/20/2018	contra...	Fort Cobb Fuel Auth...	New Roof for ...	2221 · Vendors	25,570.00		103,190.43
Credit Card Charge	09/20/2018	180920	887 Maintenance of ...	food for BL	2289 · Bruce L...	12.83		103,203.26
Credit Card Charge	09/24/2018	180924	887 Maintenance of ...	food for BL	2289 · Bruce L...	22.81		103,226.07

Navitas Utility Corporation
General Ledger
As of December 31, 2018

Type	Date	Num	Name	Memo	Split	Debit	Credit	Balance
Credit Card Charge	09/25/2018	180925	887 Maintenance of ...	food for KP	2288 · Kevin P...	8.91		103,234.98
Credit Card Charge	09/25/2018	180925	887 Maintenance of ...	food for BL	2289 · Bruce L...	13.51		103,248.49
Credit Card Charge	09/26/2018	180926	887 Maintenance of ...	food for BL	2289 · Bruce L...	9.77		103,258.26
Credit Card Charge	09/26/2018	180926	887 Maintenance of ...	fuel for BL	2289 · Bruce L...	57.50		103,315.76
Credit Card Charge	09/26/2018	180926	887 Maintenance of ...	food for BL	2289 · Bruce L...	18.49		103,334.25
Credit Card Charge	09/26/2018	180925	887 Maintenance of ...	food for BL	2289 · Bruce L...	7.46		103,341.71
Credit Card Charge	09/26/2018	180926	887 Maintenance of ...	food for BL	2289 · Bruce L...	15.89		103,357.60
Credit Card Charge	09/26/2018	180926	887 Maintenance of ...	food for BL	2289 · Bruce L...	28.17		103,385.77
Credit Card Charge	09/26/2018	180926	887 Maintenance of ...	supplies for BL	2289 · Bruce L...	8.21		103,393.98
Credit Card Charge	09/26/2018	180926	887 Maintenance of ...	food for BL	2289 · Bruce L...	16.60		103,410.58
Bill	09/26/2018	18-40	Utility Management ...	18/09/13 Roa...	2221 · Vendors	500.00		103,910.58
Credit Card Charge	09/27/2018	180927	887 Maintenance of ...	food for BL	2289 · Bruce L...	5.42		103,916.00
Credit Card Charge	09/27/2018	180927	887 Maintenance of ...	food for BL	2289 · Bruce L...	15.66		103,931.66
Credit Card Charge	09/27/2018	180927	887 Maintenance of ...	room for BL	2289 · Bruce L...	166.30		104,097.96
Bill	09/30/2018	71	TDH Construction	personal use ...	2221 · Vendors			104,097.96
Credit Card Charge	09/30/2018	180930	887 Maintenance of ...	food for BL	2289 · Bruce L...	29.75		104,127.71
Invoice	09/30/2018	1809F...	Fort Cobb Fuel Auth...	New Roof for ...	1201 · From m...		25,570.00	78,557.71
General Journal	09/30/2018	180930		Reallocate Pa...	5100 · Services	0.00		78,557.71
Credit Card Charge	10/01/2018	181001	887 Maintenance of ...	food for BL	2289 · Bruce L...	13.17		78,570.88
Credit Card Charge	10/01/2018	181001	887 Maintenance of ...	Food for SY	2283 · Steven ...	20.54		78,591.42
Credit Card Charge	10/02/2018	181001	887 Maintenance of ...	food for BL	2289 · Bruce L...	23.15		78,614.57
Credit Card Charge	10/02/2018	181001	887 Maintenance of ...	food for BL	2289 · Bruce L...	23.02		78,637.59
Credit Card Charge	10/02/2018	181002	887 Maintenance of ...	food for BL	2289 · Bruce L...	36.03		78,673.62
Credit Card Charge	10/02/2018	181002	887 Maintenance of ...	food for BL	2289 · Bruce L...	12.03		78,685.65
Credit Card Charge	10/02/2018	181002	887 Maintenance of ...	food for BL	2289 · Bruce L...	32.97		78,718.62
Credit Card Charge	10/02/2018	181002	887 Maintenance of ...	Food for SY	2283 · Steven ...	23.81		78,742.43
Credit Card Charge	10/03/2018	181003	887 Maintenance of ...	fuel for BL	2289 · Bruce L...	20.30		78,762.73
Credit Card Charge	10/03/2018	181003	887 Maintenance of ...	food for BL	2289 · Bruce L...	8.70		78,771.43
Credit Card Charge	10/03/2018	181003	887 Maintenance of ...	food for BL	2289 · Bruce L...	9.77		78,781.20
Credit Card Charge	10/03/2018	181003	887 Maintenance of ...	food for BL	2289 · Bruce L...	18.49		78,799.69
Credit Card Charge	10/03/2018	181003	887 Maintenance of ...	food for BL	2289 · Bruce L...	5.15		78,804.84
Credit Card Charge	10/03/2018	181003	887 Maintenance of ...	food for SY	2283 · Steven ...	12.86		78,817.70
Credit Card Charge	10/04/2018	181004	887 Maintenance of ...	room for BL	2289 · Bruce L...	249.63		79,067.33
Credit Card Charge	10/04/2018	181004	887 Maintenance of ...	food for BL	2289 · Bruce L...	8.70		79,076.03
Credit Card Charge	10/04/2018	181004	887 Maintenance of ...	food for KP	2288 · Kevin P...	17.43		79,093.46
Credit Card Charge	10/04/2018	181004	887 Maintenance of ...	food for KP	2288 · Kevin P...	8.96		79,102.42
Credit Card Charge	10/04/2018	181004	887 Maintenance of ...	room for KP	2288 · Kevin P...	65.54		79,167.96
Credit Card Charge	10/05/2018	181005	887 Maintenance of ...	food for KP	2288 · Kevin P...	11.14		79,179.10
Credit Card Charge	10/05/2018	181005	887 Maintenance of ...	food for BL	2289 · Bruce L...	5.46		79,184.56
Credit Card Charge	10/10/2018	181010	874 Mains & Services	TH flight OKC...	2282 · Thomas...	787.40		79,971.96
Credit Card Charge	10/10/2018	181010	887 Maintenance of ...	food for BL	2289 · Bruce L...	35.42		80,007.38
Bill	10/11/2018	15797...	Fort Cobb Fuel Auth...	scissor lift 19' ...	2221 · Vendors	854.73		80,862.11
Bill	10/11/2018	1011	Prairie Hill Construct...	excavation for...	2221 · Vendors	1,125.00		81,987.11
General Journal	10/12/2018	180321		Reallocate Pa...	5100 · Services	0.00		81,987.11
Credit Card Charge	10/12/2018	181012	887 Maintenance of ...	food for BL	2289 · Bruce L...	28.16		82,015.27
Credit Card Charge	10/19/2018	181019	874 Mains & Services	TH flight SNA...	2282 · Thomas...	716.60		82,731.87
Credit Card Charge	10/22/2018	181022	887 Maintenance of ...	food for BL	2289 · Bruce L...	24.90		82,756.77
Credit Card Charge	10/23/2018	181023	887 Maintenance of ...	food for BL	2289 · Bruce L...	8.89		82,765.66
Credit Card Charge	10/23/2018	181023	887 Maintenance of ...	food for BL	2289 · Bruce L...	24.14		82,789.80

Navitas Utility Corporation
General Ledger
As of December 31, 2018

Type	Date	Num	Name	Memo	Split	Debit	Credit	Balance
Credit Card Charge	10/24/2018	181024	887 Maintenance of ...	fuel for BL	2289 · Bruce L...	45.70		82,835.50
Credit Card Charge	10/24/2018	181024	887 Maintenance of ...	food for BL	2289 · Bruce L...	13.29		82,848.79
Credit Card Charge	10/24/2018	181024	887 Maintenance of ...	food for BL	2289 · Bruce L...	27.29		82,876.08
Credit Card Charge	10/24/2018	181024	887 Maintenance of ...	room for BL	2289 · Bruce L...	166.66		83,042.74
Credit Card Charge	10/24/2018	181024	887 Maintenance of ...	food for KP	2288 · Kevin P...	16.71		83,059.45
Credit Card Charge	10/25/2018	181025	887 Maintenance of ...	food for DG	2286 · Darrel ...	38.44		83,097.89
General Journal	10/26/2018	181026		Reallocate Pa...	5100 · Services	0.00		83,097.89
Credit Card Charge	10/29/2018	181029	887 Maintenance of ...	food for KP	2288 · Kevin P...	8.04		83,105.93
Credit Card Charge	10/29/2018	181029	887 Maintenance of ...	food for BL	2289 · Bruce L...	7.33		83,113.26
Credit Card Charge	10/29/2018	181029	887 Maintenance of ...	food for BL	2289 · Bruce L...	8.57		83,121.83
Credit Card Charge	10/29/2018	181029	887 Maintenance of ...	food for BL	2289 · Bruce L...	17.61		83,139.44
Credit Card Charge	10/30/2018	181030	887 Maintenance of ...	food for BL	2289 · Bruce L...	22.19		83,161.63
Credit Card Charge	10/30/2018	181030	887 Maintenance of ...	food for BL	2289 · Bruce L...	25.54		83,187.17
Credit Card Charge	10/30/2018	181030	887 Maintenance of ...	room for BL	2289 · Bruce L...	83.33		83,270.50
Bill	10/31/2018	72	TDH Construction	personal phon...	2221 · Vendors			83,270.50
Invoice	10/31/2018	1810F...	Fort Cobb Fuel Auth...	boom 30-39' ...	1201 · From m...		2,475.54	80,794.96
Invoice	10/31/2018	1810F...	Fort Cobb Fuel Auth...	scissor lift 19' ...	1201 · From m...		854.73	79,940.23
Credit Card Charge	11/01/2018	181101	887 Maintenance of ...	Springhouse ...	2284 · Sam Cr...	102.02		80,042.25
Credit Card Charge	11/01/2018	181101	887 Maintenance of ...	food for BL	2289 · Bruce L...	21.40		80,063.65
Credit Card Charge	11/05/2018	181105	887 Maintenance of ...	food for BL	2289 · Bruce L...	34.84		80,098.49
Credit Card Charge	11/05/2018	181105	887 Maintenance of ...	food for BL	2289 · Bruce L...	13.54		80,112.03
Credit Card Charge	11/06/2018	181106	887 Maintenance of ...	food for BL	2289 · Bruce L...	29.07		80,141.10
Credit Card Charge	11/06/2018	181106	887 Maintenance of ...	fuel for BL	2289 · Bruce L...	44.70		80,185.80
Credit Card Charge	11/06/2018	181106	887 Maintenance of ...	food for BL	2289 · Bruce L...	14.77		80,200.57
Credit Card Charge	11/06/2018	181106	887 Maintenance of ...	food for BL	2289 · Bruce L...	24.13		80,224.70
Credit Card Charge	11/06/2018	181106	887 Maintenance of ...	food for BL	2289 · Bruce L...	7.33		80,232.03
Credit Card Charge	11/07/2018	181107	887 Maintenance of ...	food for BL	2289 · Bruce L...	6.61		80,238.64
Credit Card Charge	11/07/2018	181107	887 Maintenance of ...	room for BL	2289 · Bruce L...	166.66		80,405.30
Credit Card Charge	11/07/2018	181107	887 Maintenance of ...	food for KP	2288 · Kevin P...	46.66		80,451.96
Credit Card Charge	11/08/2018	181108	887 Maintenance of ...	food for KP	2288 · Kevin P...	34.76		80,486.72
Bill	11/08/2018	15797...	Fort Cobb Fuel Auth...	scissor lift 19' ...	2221 · Vendors	854.73		81,341.45
General Journal	11/09/2018	181109		Reallocate Pa...	5100 · Services	0.00		81,341.45
Credit Card Charge	11/12/2018	181112	887 Maintenance of ...	food for KP	2288 · Kevin P...	8.72		81,350.17
Credit Card Charge	11/12/2018	181112	887 Maintenance of ...	fuel for KP	2288 · Kevin P...	53.61		81,403.78
Credit Card Charge	11/12/2018	181112	887 Maintenance of ...	food for KP	2288 · Kevin P...	8.96		81,412.74
Credit Card Charge	11/13/2018	181113	887 Maintenance of ...	food for KP	2288 · Kevin P...	6.26		81,419.00
Credit Card Charge	11/14/2018	181114	887 Maintenance of ...	room for KP	2288 · Kevin P...	221.28		81,640.28
Credit Card Charge	11/14/2018	181114	887 Maintenance of ...	food for KP	2288 · Kevin P...	26.99		81,667.27
Credit Card Charge	11/14/2018	181114	887 Maintenance of ...	food for KP	2288 · Kevin P...	15.16		81,682.43
Credit Card Charge	11/14/2018	181114	887 Maintenance of ...	Food for SY	2283 · Steven ...	23.82		81,706.25
Credit Card Charge	11/15/2018	181115	887 Maintenance of ...	food for KP	2288 · Kevin P...	8.21		81,714.46
Credit Card Charge	11/15/2018	181115	887 Maintenance of ...	Food for SY	2283 · Steven ...	17.22		81,731.68
Credit Card Charge	11/15/2018	181115	887 Maintenance of ...	food for KP	2288 · Kevin P...	11.14		81,742.82
Credit Card Charge	11/16/2018	181116	887 Maintenance of ...	Food for SY	2283 · Steven ...	18.33		81,761.15
Credit Card Charge	11/19/2018	181119	887 Maintenance of ...	food for KP	2288 · Kevin P...	11.76		81,772.91
Credit Card Charge	11/19/2018	181119	887 Maintenance of ...	fuel for BL	2289 · Bruce L...	47.51		81,820.42
Credit Card Charge	11/19/2018	181119	887 Maintenance of ...	food for BL	2289 · Bruce L...	10.50		81,830.92
Credit Card Charge	11/19/2018	181119	887 Maintenance of ...	food for BL	2289 · Bruce L...	9.64		81,840.56
Credit Card Charge	11/19/2018	181119	887 Maintenance of ...	food for BL	2289 · Bruce L...	66.55		81,907.11

Navitas Utility Corporation
General Ledger
As of December 31, 2018

Type	Date	Num	Name	Memo	Split	Debit	Credit	Balance
Credit Card Charge	11/20/2018	181120	887 Maintenance of ...	food for BL	2289 · Bruce L...	10.18		81,917.29
Credit Card Charge	11/20/2018	181120	887 Maintenance of ...	food for BL	2289 · Bruce L...	12.96		81,930.25
Credit Card Charge	11/20/2018	181120	887 Maintenance of ...	food for BL	2289 · Bruce L...	12.13		81,942.38
Credit Card Charge	11/21/2018	181121	887 Maintenance of ...	fuel for BL	2289 · Bruce L...	60.90		82,003.28
Credit Card Charge	11/21/2018	181121	887 Maintenance of ...	food for BL	2289 · Bruce L...	13.29		82,016.57
Credit Card Charge	11/21/2018	181121	887 Maintenance of ...	room for BL	2289 · Bruce L...	177.08		82,193.65
Credit Card Charge	11/25/2018	181125	887 Maintenance of ...	fuel for KP	2288 · Kevin P...	55.12		82,248.77
Credit Card Charge	11/25/2018	181125	887 Maintenance of ...	food for KP	2288 · Kevin P...	5.34		82,254.11
Credit Card Charge	11/25/2018	181125	887 Maintenance of ...	room for KP	2288 · Kevin P...	78.42		82,332.53
Credit Card Charge	11/26/2018	181126	887 Maintenance of ...	food for KP	2288 · Kevin P...	3.29		82,335.82
Credit Card Charge	11/26/2018	181126	887 Maintenance of ...	food for KP	2288 · Kevin P...	5.28		82,341.10
Credit Card Charge	11/26/2018	181126	887 Maintenance of ...	fuel for KP	2288 · Kevin P...	38.38		82,379.48
Credit Card Charge	11/26/2018	181126	887 Maintenance of ...	fuel for KP	2288 · Kevin P...	55.93		82,435.41
Credit Card Charge	11/27/2018	181127	887 Maintenance of ...	food for BL	2289 · Bruce L...	20.52		82,455.93
Credit Card Charge	11/27/2018	181127	887 Maintenance of ...	food for BL	2289 · Bruce L...	10.13		82,466.06
Credit Card Charge	11/27/2018	181127	887 Maintenance of ...	food for KP	2288 · Kevin P...	4.24		82,470.30
Credit Card Charge	11/27/2018	181127	887 Maintenance of ...	food for KP	2288 · Kevin P...	5.78		82,476.08
Credit Card Charge	11/27/2018	181127	887 Maintenance of ...	food for KP	2288 · Kevin P...	6.86		82,482.94
Credit Card Charge	11/27/2018	181127	887 Maintenance of ...	food for KP	2288 · Kevin P...	12.00		82,494.94
Credit Card Charge	11/28/2018	181128	887 Maintenance of ...	food for BL	2289 · Bruce L...	23.17		82,518.11
Credit Card Charge	11/28/2018	181128	887 Maintenance of ...	fuel for BL	2289 · Bruce L...	52.00		82,570.11
Credit Card Charge	11/28/2018	181128	887 Maintenance of ...	food for BL	2289 · Bruce L...	13.29		82,583.40
Credit Card Charge	11/28/2018	181128	887 Maintenance of ...	fuel for KP	2288 · Kevin P...	53.87		82,637.27
Credit Card Charge	11/28/2018	181128	887 Maintenance of ...	food for KP	2288 · Kevin P...	8.46		82,645.73
Credit Card Charge	11/28/2018	181128	887 Maintenance of ...	food for KP	2288 · Kevin P...	16.38		82,662.11
Credit Card Charge	11/28/2018	181128	887 Maintenance of ...	food for BL	2289 · Bruce L...	25.50		82,687.61
General Journal	11/28/2018	181128		Reallocate Pa...	5100 · Services	0.00		82,687.61
Credit Card Charge	11/29/2018	181129	887 Maintenance of ...	food for BL	2289 · Bruce L...	18.01		82,705.62
Credit Card Charge	11/29/2018	181127	887 Maintenance of ...	food for BL	2289 · Bruce L...	7.37		82,712.99
Credit Card Charge	11/29/2018	181129	887 Maintenance of ...	fuel for BL	2289 · Bruce L...	38.00		82,750.99
Credit Card Charge	11/29/2018	181129	887 Maintenance of ...	food for BL	2289 · Bruce L...	16.14		82,767.13
Credit Card Charge	11/29/2018	181129	887 Maintenance of ...	food for BL	2289 · Bruce L...	12.95		82,780.08
Credit Card Charge	11/29/2018	181129	887 Maintenance of ...	room for BL	2289 · Bruce L...	166.66		82,946.74
Credit Card Charge	11/29/2018	181129	887 Maintenance of ...	food for KP	2288 · Kevin P...	6.35		82,953.09
Credit Card Charge	11/29/2018	181129	887 Maintenance of ...	food for KP	2288 · Kevin P...	8.38		82,961.47
Credit Card Charge	11/29/2018	181129	887 Maintenance of ...	food for KP	2288 · Kevin P...	8.22		82,969.69
Credit Card Charge	11/29/2018	181129	887 Maintenance of ...	room for KP	2288 · Kevin P...	347.85		83,317.54
Credit Card Charge	11/29/2018	181129	887 Maintenance of ...	room for KP	2288 · Kevin P...	81.09		83,398.63
Bill	11/30/2018	73	TDH Construction	personal phon...	2221 · Vendors			83,398.63
Credit Card Charge	11/30/2018	181130	887 Maintenance of ...	food for KP	2288 · Kevin P...	6.24		83,404.87
Credit Card Charge	11/30/2018	181130	887 Maintenance of ...	Food for SY	2283 · Steven ...	22.73		83,427.60
Invoice	11/30/2018	1811F...	Fort Cobb Fuel Auth...	scissor lift 19' ...	1201 · From m...		854.73	82,572.87
Credit Card Charge	12/01/2018	181130	887 Maintenance of ...	food for KP	2288 · Kevin P...	8.26		82,581.13
Credit Card Charge	12/02/2018	181202	887 Maintenance of ...	Springhouse ...	2284 · Sam Cr...	10.85		82,591.98
Credit Card Charge	12/03/2018	181203	874 Mains & Services	TH flight SNA...	2293 · Noelle ...	343.80		82,935.78
Credit Card Charge	12/03/2018	181203	887 Maintenance of ...	food for BL	2289 · Bruce L...	33.48		82,969.26
Credit Card Charge	12/03/2018	181203	887 Maintenance of ...	food for BL	2289 · Bruce L...	13.54		82,982.80
Credit Card Charge	12/03/2018	181203	887 Maintenance of ...	fuel for BL	2289 · Bruce L...	54.01		83,036.81
Credit Card Charge	12/03/2018	181203	887 Maintenance of ...	fuel for KP	2288 · Kevin P...	39.37		83,076.18

Navitas Utility Corporation
General Ledger
As of December 31, 2018

Type	Date	Num	Name	Memo	Split	Debit	Credit	Balance
Credit Card Charge	12/04/2018	181204	874 Mains & Services	RM flight SNA...	2293 · Noelle ...	313.80		83,389.98
Credit Card Charge	12/04/2018	181204	887 Maintenance of ...	food for BL	2289 · Bruce L...	16.42		83,406.40
Credit Card Charge	12/04/2018	181204	887 Maintenance of ...	food for BL	2289 · Bruce L...	25.05		83,431.45
Credit Card Charge	12/04/2018	181204	887 Maintenance of ...	food for BL	2289 · Bruce L...	13.54		83,444.99
Credit Card Charge	12/04/2018	181204	887 Maintenance of ...	food for BL	2289 · Bruce L...	17.41		83,462.40
Credit Card Charge	12/04/2018	181204	874 Mains & Services	American Airli...	2293 · Noelle ...			83,462.40
Credit Card Charge	12/05/2018	181205	887 Maintenance of ...	food for BL	2289 · Bruce L...	18.05		83,480.45
Credit Card Charge	12/05/2018	181205	887 Maintenance of ...	food for BL	2289 · Bruce L...	25.84		83,506.29
Credit Card Charge	12/05/2018	181205	887 Maintenance of ...	food for BL	2289 · Bruce L...	13.29		83,519.58
Credit Card Charge	12/05/2018	181205	887 Maintenance of ...	fuel for BL	2289 · Bruce L...	52.50		83,572.08
Credit Card Charge	12/05/2018	181205	887 Maintenance of ...	food for KP	2288 · Kevin P...	33.83		83,605.91
Bill	12/06/2018	15797...	Fort Cobb Fuel Auth...	scissor lift 19' ...	2221 · Vendors	854.73		84,460.64
Credit Card Charge	12/06/2018	181206	887 Maintenance of ...	food for BL	2289 · Bruce L...	9.89		84,470.53
Credit Card Charge	12/06/2018	181206	887 Maintenance of ...	food for BL	2289 · Bruce L...	22.66		84,493.19
Credit Card Charge	12/06/2018	181206	887 Maintenance of ...	room for BL	2289 · Bruce L...	249.99		84,743.18
General Journal	12/07/2018	181207		Reallocate Pa...	5100 · Services	0.00		84,743.18
Credit Card Charge	12/09/2018	181209	887 Maintenance of ...	room for KP	2288 · Kevin P...	71.29		84,814.47
Credit Card Charge	12/09/2018	181209	887 Maintenance of ...	fuel for KP	2288 · Kevin P...	34.42		84,848.89
Credit Card Charge	12/10/2018	181210	874 Mains & Services	NW flight SN...	2282 · Thomas...	763.60		85,612.49
Credit Card Charge	12/10/2018	181210	887 Maintenance of ...	food for KP	2288 · Kevin P...	5.93		85,618.42
Credit Card Charge	12/10/2018	181210	887 Maintenance of ...	fuel for KP	2288 · Kevin P...	38.71		85,657.13
Credit Card Charge	12/10/2018	181210	887 Maintenance of ...	food for BL	2289 · Bruce L...	12.88		85,670.01
Credit Card Charge	12/10/2018	181210	887 Maintenance of ...	food for BL	2289 · Bruce L...	13.10		85,683.11
Credit Card Charge	12/10/2018	181210	887 Maintenance of ...	food for BL	2289 · Bruce L...	21.60		85,704.71
Credit Card Charge	12/10/2018	181210	887 Maintenance of ...	fuel for KP	2288 · Kevin P...	148.26		85,852.97
Credit Card Charge	12/11/2018	181211	887 Maintenance of ...	food for KP	2288 · Kevin P...	33.04		85,886.01
Credit Card Charge	12/11/2018	181211	887 Maintenance of ...	food for BL	2289 · Bruce L...	12.28		85,898.29
Credit Card Charge	12/11/2018	181211	887 Maintenance of ...	food for BL	2289 · Bruce L...	12.77		85,911.06
Credit Card Charge	12/11/2018	181211	887 Maintenance of ...	food for BL	2289 · Bruce L...	35.99		85,947.05
Credit Card Charge	12/11/2018	181211	887 Maintenance of ...	fuel for BL	2289 · Bruce L...	44.70		85,991.75
Credit Card Charge	12/12/2018	181212	887 Maintenance of ...	food for DG	2286 · Darrel ...	18.05		86,009.80
Credit Card Charge	12/12/2018	181212	887 Maintenance of ...	food for KP	2288 · Kevin P...	40.31		86,050.11
Credit Card Charge	12/12/2018	181212	887 Maintenance of ...	room for KP	2288 · Kevin P...	197.07		86,247.18
Credit Card Charge	12/12/2018	181212	887 Maintenance of ...	food for BL	2289 · Bruce L...	13.54		86,260.72
Credit Card Charge	12/12/2018	181212	887 Maintenance of ...	food for BL	2289 · Bruce L...	27.29		86,288.01
Credit Card Charge	12/12/2018	181212	887 Maintenance of ...	food for BL	2289 · Bruce L...	13.29		86,301.30
Credit Card Charge	12/13/2018	181213	874 Mains & Services	flight OKC-SNA	2293 · Noelle ...	30.00		86,331.30
Credit Card Charge	12/13/2018	181213	887 Maintenance of ...	food for KP	2288 · Kevin P...	11.14		86,342.44
Credit Card Charge	12/13/2018	181213	887 Maintenance of ...	fuel for KP	2288 · Kevin P...	27.19		86,369.63
Credit Card Charge	12/13/2018	181213	887 Maintenance of ...	food for KP	2288 · Kevin P...	30.01		86,399.64
Credit Card Charge	12/13/2018	181213	887 Maintenance of ...	fuel for KP	2288 · Kevin P...	38.03		86,437.67
Credit Card Charge	12/13/2018	181213	887 Maintenance of ...	room for BL	2289 · Bruce L...	249.99		86,687.66
Credit Card Charge	12/14/2018	181214	874 Mains & Services	Courtyard Ma...	2293 · Noelle ...	6.95		86,694.61
Credit Card Charge	12/15/2018	181215	874 Mains & Services	flight SNA-OKC	2293 · Noelle ...	30.00		86,724.61
Credit Card Charge	12/17/2018	181217	887 Maintenance of ...	food for BL	2289 · Bruce L...	11.87		86,736.48
Credit Card Charge	12/17/2018	181217	887 Maintenance of ...	food for BL	2289 · Bruce L...	12.05		86,748.53
Credit Card Charge	12/18/2018	181218	887 Maintenance of ...	Food for SY	2283 · Steven ...	22.73		86,771.26
Credit Card Charge	12/18/2018	181218	887 Maintenance of ...	fuel for BL	2289 · Bruce L...	25.05		86,796.31
Credit Card Charge	12/18/2018	181218	887 Maintenance of ...	food for BL	2289 · Bruce L...	20.52		86,816.83

Navitas Utility Corporation
General Ledger
As of December 31, 2018

Type	Date	Num	Name	Memo	Split	Debit	Credit	Balance
Credit Card Charge	12/18/2018	181218	887 Maintenance of ...	food for BL	2289 · Bruce L...	10.77		86,827.60
Credit Card Charge	12/18/2018	181218	887 Maintenance of ...	food for BL	2289 · Bruce L...	27.00		86,854.60
Credit Card Charge	12/18/2018	181218	887 Maintenance of ...	fuel for BL	2289 · Bruce L...	44.40		86,899.00
Credit Card Charge	12/19/2018	181219	887 Maintenance of ...	Food for SY	2283 · Steven ...	19.25		86,918.25
Credit Card Charge	12/19/2018	181219	887 Maintenance of ...	food for BL	2289 · Bruce L...	20.06		86,938.31
Credit Card Charge	12/19/2018	181219	887 Maintenance of ...	food for BL	2289 · Bruce L...	17.54		86,955.85
Credit Card Charge	12/19/2018	181219	887 Maintenance of ...	room for BL	2289 · Bruce L...	166.66		87,122.51
Credit Card Charge	12/20/2018	181220	887 Maintenance of ...	food for KP	2288 · Kevin P...	11.72		87,134.23
Credit Card Charge	12/20/2018	181220	887 Maintenance of ...	fuel for KP	2288 · Kevin P...	41.81		87,176.04
General Journal	12/21/2018	181221		Reallocate Pa...	5100 · Services	0.00		87,176.04
Bill	12/24/2018	Tus D...	Fort Cobb Fuel Auth...	1" service bor...	2221 · Vendors	700.00		87,876.04
Credit Card Charge	12/27/2018	181227	887 Maintenance of ...	fuel for KP	2288 · Kevin P...	19.67		87,895.71
Credit Card Charge	12/28/2018	181228	887 Maintenance of ...	Tires for KP	2288 · Kevin P...	456.00		88,351.71
Bill	12/29/2018	181229	Buckaloo Construction	Labor to Main...	2221 · Vendors	4,355.00		92,706.71
Invoice	12/31/2018	1812F...	Fort Cobb Fuel Auth...	1" service bor...	1201 · From m...		700.00	92,006.71
Invoice	12/31/2018	1812F...	Fort Cobb Fuel Auth...	scissor lift 19' ...	1201 · From m...		854.73	91,151.98
Total 887.46 · Maintenance of Mains OK						177,573.57	86,421.59	91,151.98
887 · Maintenance of Mains - Other								0.00
Bill	01/30/2018	29745	Keystone-Beard Eq...	Nipple 1" x 4" ...	2221 · Vendors		0.03	-0.03
Bill	01/30/2018	29745	Keystone-Beard Eq...	Plug 1/4" pipe...	2221 · Vendors	8.34		8.31
Credit Card Charge	02/02/2018	180209	1302 System Parts	Cap 1" Glue fit	2288 · Kevin P...	1.23		9.54
Bill	02/07/2018	HC11...	H & C Services and ...	Flange 2" 150...	2221 · Vendors	6.67		16.21
Invoice	03/19/2018	180319	K Pearcy	Pipe 1 1/4" P...	1251 · Other	276.17		292.38
Invoice	03/19/2018	18031...	K Pearcy	Pipe 1 1/4" P...	1251 · Other	361.48		653.86
Invoice	03/19/2018	18031...	K Pearcy	Tee, 1 1/4" po...	1251 · Other	23.37		677.23
Invoice	03/19/2018	18031...	K Pearcy	Tee 1 1/4" SF	1251 · Other	4.42		681.65
Invoice	04/09/2018	180409	Klent Lasley	Pipe 1 1/4" P...	1251 · Other	840.07		1,521.72
Invoice	04/09/2018	180409	Klent Lasley	Riser 1" anod...	1251 · Other	33.91		1,555.63
Invoice	04/09/2018	180409	Klent Lasley	Tap 1 1/4" x 1...	1251 · Other	77.37		1,633.00
Total 887 · Maintenance of Mains - Other						1,633.03	0.03	1,633.00
Total 887 · Maintenance of Mains						241,489.66	113,719.33	127,770.33

Navitas Utility Corporation
General Ledger
As of December 31, 2018

Type	Date	Num	Name	Memo	Split	Debit	Credit	Balance
893 · Maintenance of Meters								0.00
General Journal	01/08/2018	180110		DG	5100 · Services	1,534.01		1,534.01
General Journal	01/12/2018	180115		JI	5100 · Services	2,880.46		4,414.47
General Journal	01/24/2018	180124		DG	5100 · Services	1,823.50		6,237.97
General Journal	01/30/2018	180201		JI	5100 · Services	2,847.19		9,085.16
General Journal	02/07/2018	180207		DG	5100 · Services	1,537.21		10,622.37
General Journal	02/13/2018	180215		JI	5100 · Services	2,828.64		13,451.01
General Journal	02/19/2018	180221		DG	5100 · Services	1,541.47		14,992.48
General Journal	02/27/2018	180301		JI	5100 · Services	2,797.97		17,790.45
General Journal	03/05/2018	180307		DG	5100 · Services	1,999.87		19,790.32
General Journal	03/13/2018	180315		JI	5100 · Services	2,815.24		22,605.56
Bill	03/21/2018	180321	5100 Darrel Gregory	payroll mistake	2221 · Vendors	100.00		22,705.56
General Journal	03/21/2018	180321		DG	5100 · Services	1,533.66		24,239.22
General Journal	03/29/2018	180402		JI	5100 · Services	2,815.14		27,054.36
General Journal	04/02/2018	180321		DG,JerS	5100 · Services	2,830.77		29,885.13
General Journal	04/13/2018	180402		JI	5100 · Services	2,816.28		32,701.41
General Journal	04/18/2018	180321		DG,JerS	5100 · Services	3,151.27		35,852.68
General Journal	04/27/2018	180402		JI	5100 · Services	2,816.28		38,668.96
General Journal	05/02/2018	180321		DG,JerS	5100 · Services	3,247.88		41,916.84
General Journal	05/04/2018	180402		Reallocate Pa...	5100 · Services	0.00		41,916.84
General Journal	05/11/2018	180402		JI	5100 · Services	2,895.37		44,812.21
General Journal	05/12/2018	180321		DG,JerS	5100 · Services	2,929.53		47,741.74
General Journal	05/30/2018	180402		JI	5100 · Services	2,923.30		50,665.04
General Journal	05/30/2018	180321		DG,JerS	5100 · Services	2,933.93		53,598.97
General Journal	06/11/2018	180321		DG,JerS	5100 · Services	3,402.05		57,001.02
General Journal	06/14/2018	180402		JI	5100 · Services	2,925.16		59,926.18
General Journal	06/25/2018	180321		DG,JerS	5100 · Services	3,130.57		63,056.75
General Journal	06/28/2018	180402		JI	5100 · Services	4,602.18		67,658.93
General Journal	07/09/2018	180321		DG,JerS	5100 · Services	6,236.58		73,895.51
General Journal	07/12/2018	180402		JI	5100 · Services	2,917.98		76,813.49
General Journal	07/24/2018	180321		DG,JerS	5100 · Services	3,659.41		80,472.90
General Journal	07/24/2018	180724		DG,JerS	5100 · Services	0.00		80,472.90
General Journal	07/30/2018	180402		JI	5100 · Services	2,916.67		83,389.57
General Journal	08/07/2018	180321		DG,JerS	5100 · Services	3,067.17		86,456.74
General Journal	08/13/2018	180402		JI	5100 · Services	2,911.07		89,367.81
General Journal	08/20/2018	180321		DG,JerS	5100 · Services	3,289.97		92,657.78
General Journal	08/31/2018	180402		JI	5100 · Services	2,889.45		95,547.23
General Journal	08/31/2018	180321		JerS, DG	5100 · Services	3,692.33		99,239.56
General Journal	09/14/2018	180321		JerS, SY	5100 · Services	4,367.61		103,607.17
General Journal	09/14/2018	180402		JI	5100 · Services	2,877.26		106,484.43
General Journal	09/30/2018	180402		JI	5100 · Services	2,898.15		109,382.58
General Journal	09/30/2018	180930		JerS, SY	5100 · Services	3,271.51		112,654.09
General Journal	10/12/2018	180321		JerS, SY	5100 · Services	4,256.82		116,910.91
General Journal	10/15/2018	180402		JI	5100 · Services	2,882.82		119,793.73
General Journal	10/26/2018	181026		Payroll JerS, ...	5100 · Services	3,185.69		122,979.42
General Journal	10/31/2018	181031		Payroll JI	5100 · Services	2,856.80		125,836.22
General Journal	11/09/2018	181109		Payroll JerS, ...	5100 · Services	3,487.01		129,323.23
General Journal	11/13/2018	181113		Payroll JI	5100 · Services	2,851.56		132,174.79
General Journal	11/28/2018	181128		Payroll JerS, ...	5100 · Services	3,784.18		135,958.97

Navitas Utility Corporation
General Ledger
As of December 31, 2018

Type	Date	Num	Name	Memo	Split	Debit	Credit	Balance
General Journal	11/28/2018	181128		Payroll JI	5100 · Services	2,856.80		138,815.77
General Journal	12/07/2018	181207		Payroll JerS, ...	5100 · Services	3,809.76		142,625.53
General Journal	12/12/2018	181212		Payroll JI	5100 · Services	2,851.56		145,477.09
Bill	12/18/2018	S1900...	Equipment Controls ...	S&H	2221 · Vendors	141.04		145,618.13
General Journal	12/21/2018	181221		Payroll JerS, ...	5100 · Services	4,668.58		150,286.71
General Journal	12/31/2018	181231		Payroll JI	5100 · Services	4,203.06		154,489.77
General Journal	12/31/2018	181231		Reallocate Pa...	5100 · Services	0.00		154,489.77
Total 893 · Maintenance of Meters						154,489.77	0.00	154,489.77
894 · Maintenance of Other Equipment								0.00
General Journal	01/08/2018	180110		SC	5100 · Services	1,711.71		1,711.71
General Journal	01/24/2018	180124		SC	5100 · Services	1,647.84		3,359.55
General Journal	02/07/2018	180207		SC	5100 · Services	1,502.57		4,862.12
General Journal	02/19/2018	180221		SC	5100 · Services	1,562.69		6,424.81
General Journal	03/05/2018	180307		SC	5100 · Services	1,459.03		7,883.84
Bill	03/21/2018	180321	5100 Sam Crenshaw	payroll mistake	2221 · Vendors	100.00		7,983.84
General Journal	03/21/2018	180321		SC	5100 · Services	1,565.89		9,549.73
General Journal	04/02/2018	180321		SC	5100 · Services	1,807.57		11,357.30
General Journal	04/18/2018	180321		SC	5100 · Services	1,540.84		12,898.14
General Journal	05/02/2018	180321		SC	5100 · Services	1,481.15		14,379.29
General Journal	05/12/2018	180321		SC	5100 · Services	1,559.43		15,938.72
General Journal	05/30/2018	180321		SC	5100 · Services	1,539.56		17,478.28
General Journal	06/11/2018	180321		SC	5100 · Services	1,807.95		19,286.23
General Journal	06/25/2018	180321		SC	5100 · Services	1,583.46		20,869.69
General Journal	07/09/2018	180321		SC	5100 · Services	3,422.53		24,292.22
General Journal	07/24/2018	180321		SC	5100 · Services	1,726.84		26,019.06
General Journal	07/24/2018	180724		SC	5100 · Services	0.00		26,019.06
General Journal	08/07/2018	180321		SC	5100 · Services	1,438.74		27,457.80
General Journal	08/20/2018	180321		SC	5100 · Services	1,523.48		28,981.28
General Journal	08/31/2018	180321		SC	5100 · Services	1,496.36		30,477.64
General Journal	09/14/2018	180321		SC	5100 · Services	1,599.70		32,077.34
General Journal	09/30/2018	180930		SC	5100 · Services	1,591.95		33,669.29
General Journal	10/12/2018	180321		SC	5100 · Services	1,577.19		35,246.48
Credit Card Charge	10/12/2018	181012	921 Office Supplies	Supplies for C...	2291 · Ross M...	116.12		35,362.60
General Journal	10/26/2018	181026		Payroll SC	5100 · Services	1,508.68		36,871.28
General Journal	11/09/2018	181109		Payroll SC	5100 · Services	1,637.36		38,508.64
General Journal	11/28/2018	181128		Payroll SC	5100 · Services	1,719.85		40,228.49
Credit Card Charge	12/07/2018	181207	921 Office Supplies	RubberStamp...	2291 · Ross M...	65.10		40,293.59
General Journal	12/07/2018	181207		Payroll SC	5100 · Services	1,602.76		41,896.35
Credit Card Charge	12/10/2018	181210	921 Office Supplies	Staples - Spe...	2291 · Ross M...	26.93		41,923.28
Credit Card Charge	12/14/2018	181214	921 Office Supplies	Supplies for C...	2291 · Ross M...	781.92		42,705.20
General Journal	12/21/2018	181221		Payroll SC	5100 · Services	1,568.18		44,273.38
Credit Card Charge	12/31/2018	181231	921 Office Supplies	Staples	2291 · Ross M...	65.71		44,339.09
Total 894 · Maintenance of Other Equipment						44,339.09	0.00	44,339.09

Navitas Utility Corporation
General Ledger
As of December 31, 2018

Type	Date	Num	Name	Memo	Split	Debit	Credit	Balance
Direct Costs - Other								0.00
Total Direct Costs - Other								0.00
Total Direct Costs						3,233,195.28	2,034,815.89	1,198,379.39
Indirect Costs								0.00
903 · Customer Records & Collection								0.00
6130 · Postage								0.00
Credit Card Charge	01/03/2018	180118	United States Postal...	postage for bil...	2276 · Trenda ...	461.04		461.04
Credit Card Charge	01/04/2018	180118	United States Postal...	postage	2293 · Noelle ...	48.96		510.00
Credit Card Charge	01/08/2018	180212	United States Postal...	postage	2293 · Noelle ...	7.50		517.50
Credit Card Charge	01/09/2018	180118	United States Postal...	postage for bil...	2276 · Trenda ...	162.18		679.68
Credit Card Charge	01/10/2018	180212	United States Postal...	postage	2293 · Noelle ...	6.65		686.33
Credit Card Charge	01/16/2018	180118	United States Postal...	postage for bil...	2276 · Trenda ...	146.20		832.53
Credit Card Charge	01/16/2018	180212	FedEx	postage	2288 · Kevin P...	158.47		991.00
Credit Card Charge	01/18/2018	180209	FedEx	postage	2291 · Ross M...	178.68		1,169.68
Credit Card Charge	01/18/2018	180212	FedEx	postage	2288 · Kevin P...	173.92		1,343.60
Credit Card Charge	01/19/2018	180212	United States Postal...	postage	2284 · Sam Cr...	9.80		1,353.40
Credit Card Charge	01/25/2018	180212	United States Postal...	postage	2293 · Noelle ...	6.70		1,360.10
Credit Card Charge	01/26/2018	180209	United States Postal...	stamps	2291 · Ross M...	250.00		1,610.10
Credit Card Charge	01/26/2018	180212	United States Postal...	postage	2293 · Noelle ...	6.70		1,616.80
Credit Card Charge	01/26/2018	180212	United States Postal...	postage	2293 · Noelle ...	13.40		1,630.20
Credit Card Charge	01/30/2018	180209	United States Postal...	stamps	2293 · Noelle ...	50.00		1,680.20
Credit Card Charge	01/30/2018	180209	903 Customer Reco...	stamps	2293 · Noelle ...	38.36		1,718.56
Credit Card Charge	01/31/2018	180209	United States Postal...	postage for E...	2274 · Jerry W...	6.70		1,725.26
Bill	02/01/2018	20180...	PayChex	postage	2221 · Vendors	31.00		1,756.26
Credit Card Charge	02/01/2018	180118	United States Postal...	postage	2289 · Bruce L...	50.00		1,806.26
Credit Card Charge	02/02/2018	180209	United States Postal...	postage for bil...	2276 · Trenda ...	446.08		2,252.34
Credit Card Charge	02/02/2018	180209	United States Postal...	postage for bil...	2276 · Trenda ...	13.12		2,265.46
Bill	02/04/2018	180212	Purchase Power	postage meter	2221 · Vendors	400.00		2,665.46
Credit Card Charge	02/08/2018	180209	United States Postal...	postage for bil...	2276 · Trenda ...	156.45		2,821.91
Credit Card Charge	02/09/2018	180209	United States Postal...	postage	2286 · Darrel ...	14.15		2,836.06
Credit Card Charge	02/09/2018	180309	United States Postal...	postage	2293 · Noelle ...	6.70		2,842.76
Credit Card Charge	02/11/2018	180309	903 Customer Reco...	postage	2293 · Noelle ...	24.77		2,867.53
Credit Card Charge	02/14/2018	180309	United States Postal...	postage	2293 · Noelle ...	6.70		2,874.23
Credit Card Charge	02/19/2018	180309	United States Postal...	postage	2293 · Noelle ...	6.70		2,880.93
Credit Card Charge	02/19/2018	180309	FedEx	postage	2288 · Kevin P...	26.69		2,907.62
Credit Card Charge	02/20/2018	180220	United States Postal...	postage for bil...	2276 · Trenda ...	495.95		3,403.57
Credit Card Charge	02/20/2018	180309	United States Postal...	postage	2293 · Noelle ...	6.70		3,410.27
Credit Card Charge	02/22/2018	180309	United States Postal...	postage	2293 · Noelle ...	6.70		3,416.97
Credit Card Charge	02/22/2018	180309	United States Postal...	postage	2290 · Scott K...	13.50		3,430.47
Credit Card Charge	02/23/2018	180226	921 Office Supplies	postage	2291 · Ross M...	64.86		3,495.33
Credit Card Charge	02/26/2018	180309	FedEx	postage	2288 · Kevin P...	229.75		3,725.08
Credit Card Charge	02/28/2018	180309	United States Postal...	postage	2273 · Joseph ...	24.70		3,749.78
Credit Card Charge	02/28/2018	180309	United States Postal...	postage	2291 · Ross M...	6.70		3,756.48
Credit Card Charge	03/01/2018	180301	903 Customer Reco...	postage	2291 · Ross M...	67.36		3,823.84
Credit Card Charge	03/01/2018	180301	United States Postal...	postage for bil...	2276 · Trenda ...	428.75		4,252.59
Credit Card Charge	03/01/2018	180309	United States Postal...	postage for E...	2274 · Jerry W...	16.70		4,269.29
Credit Card Charge	03/02/2018	180305	903 Customer Reco...	postage	2291 · Ross M...	196.23		4,465.52

Navitas Utility Corporation
General Ledger
As of December 31, 2018

Type	Date	Num	Name	Memo	Split	Debit	Credit	Balance
Bill	03/04/2018	180319	Purchase Power	postage meter	2221 · Vendors	803.00		5,268.52
Credit Card Charge	03/04/2018	180418	903 Customer Reco...	postage	2282 · Thomas...	27.76		5,296.28
Credit Card Charge	03/07/2018	180309	United States Postal...	postage for bil...	2276 · Trenda ...	146.65		5,442.93
Credit Card Charge	03/07/2018	180418	United States Postal...	postage	2293 · Noelle ...	6.70		5,449.63
Credit Card Charge	03/10/2018	180320	903 Customer Reco...	postage	2282 · Thomas...	5.82		5,455.45
Credit Card Charge	03/12/2018	180418	United States Postal...	postage	2293 · Noelle ...	20.35		5,475.80
Credit Card Charge	03/15/2018	180320	United States Postal...	postage for bil...	2276 · Trenda ...	474.60		5,950.40
Credit Card Charge	03/21/2018	180418	UPS	postage	2293 · Noelle ...	182.14		6,132.54
Credit Card Charge	03/26/2018	180417	United States Postal...	stamps	2273 · Joseph ...	250.00		6,382.54
Credit Card Charge	03/26/2018	180418	903 Customer Reco...	postage	2291 · Ross M...	71.81		6,454.35
Credit Card Charge	03/28/2018	180418	United States Postal...	postage	2293 · Noelle ...	6.70		6,461.05
Credit Card Charge	03/29/2018	180417	United States Postal...	postage for E...	2274 · Jerry W...	6.70		6,467.75
Credit Card Charge	03/30/2018	180418	United States Postal...	postage	2293 · Noelle ...	5.00		6,472.75
Credit Card Charge	04/03/2018	180403	FedEx	postage	2288 · Kevin P...	67.55		6,540.30
Credit Card Charge	04/04/2018	180418	United States Postal...	postage for bil...	2276 · Trenda ...	455.00		6,995.30
Credit Card Charge	04/06/2018	180418	United States Postal...	postage for bil...	2276 · Trenda ...	152.60		7,147.90
Credit Card Charge	04/08/2018	180408	United States Postal...	postage	2293 · Noelle ...	6.70		7,154.60
Credit Card Charge	04/10/2018	180410	FedEx	postage	2288 · Kevin P...	39.14		7,193.74
Credit Card Charge	04/17/2018	180418	United States Postal...	postage for bil...	2276 · Trenda ...	495.60		7,689.34
Credit Card Charge	04/24/2018	180424	United States Postal...	postage for bil...	2276 · Trenda ...	24.90		7,714.24
Credit Card Charge	04/30/2018	180504	United States Postal...	Postage to Ea...	2274 · Jerry W...	6.70		7,720.94
Credit Card Charge	04/30/2018	180430	FedEx	postage	2288 · Kevin P...	24.69		7,745.63
Credit Card Charge	05/02/2018	180502	United States Postal...	postage	2293 · Noelle ...	6.70		7,752.33
Credit Card Charge	05/03/2018	180502	United States Postal...	postage for bil...	2276 · Trenda ...	451.15		8,203.48
Credit Card Charge	05/08/2018	180508	United States Postal...	postage for bil...	2276 · Trenda ...	157.15		8,360.63
Credit Card Charge	05/13/2018	180513	United States Postal...	postage	2293 · Noelle ...	16.41		8,377.04
Credit Card Charge	05/17/2018	180517	United States Postal...	postage	2293 · Noelle ...	201.75		8,578.79
Credit Card Charge	05/17/2018	180517	903 Customer Reco...	postage	2291 · Ross M...	6.70		8,585.49
Credit Card Charge	05/17/2018	180517	United States Postal...	postage for bil...	2276 · Trenda ...	463.05		9,048.54
Credit Card Charge	05/22/2018	180522	903 Customer Reco...	postage	2291 · Ross M...	6.70		9,055.24
Credit Card Charge	05/22/2018	180522	FedEx	postage	2288 · Kevin P...	76.52		9,131.76
Credit Card Charge	05/22/2018	180522	United States Postal...	postage	2293 · Noelle ...	44.70		9,176.46
Credit Card Charge	06/05/2018	180605	United States Postal...	postage for bil...	2276 · Trenda ...	467.25		9,643.71
Credit Card Charge	06/06/2018	180601	903 Customer Reco...	shipping	2274 · Jerry W...	6.70		9,650.41
Credit Card Charge	06/08/2018	180608	United States Postal...	postage for bil...	2276 · Trenda ...	161.70		9,812.11
Credit Card Charge	06/08/2018	180608	United States Postal...	postage	2293 · Noelle ...	9.25		9,821.36
Credit Card Charge	06/10/2018	180610	United States Postal...	postage	2293 · Noelle ...	29.86		9,851.22
Credit Card Charge	06/12/2018	180612	United States Postal...	PO Box 183 ...	2276 · Trenda ...	116.00		9,967.22
Credit Card Charge	06/15/2018	180615	United States Postal...	PO Box 183 ...	2276 · Trenda ...	131.95		10,099.17
Credit Card Charge	06/16/2018	180616	United States Postal...	postage	2293 · Noelle ...	17.34		10,116.51
Credit Card Charge	06/21/2018	180621	903 Customer Reco...	postage	2291 · Ross M...	69.30		10,185.81
Credit Card Charge	06/21/2018	180621	FedEx	postage	2288 · Kevin P...	41.50		10,227.31
Credit Card Charge	06/26/2018	180626	United States Postal...	postage	2273 · Joseph ...	9.80		10,237.11
Credit Card Charge	06/29/2018	180629	903 Customer Reco...	shipping	2274 · Jerry W...	6.70		10,243.81
Credit Card Charge	07/03/2018	180703	903 Customer Reco...	shipping	2274 · Jerry W...	24.55		10,268.36
Credit Card Charge	07/05/2018	180705	United States Postal...	USPS	2276 · Trenda ...	489.30		10,757.66
Credit Card Charge	07/06/2018	180706	United States Postal...	PO Box rental...	2289 · Bruce L...	72.00		10,829.66
Credit Card Charge	07/09/2018	180709	United States Postal...	USPS	2276 · Trenda ...	167.65		10,997.31
Credit Card Charge	07/09/2018	180709	FedEx	postage	2288 · Kevin P...	76.59		11,073.90

Navitas Utility Corporation
General Ledger
As of December 31, 2018

Type	Date	Num	Name	Memo	Split	Debit	Credit	Balance
Credit Card Charge	07/11/2018	180711	903 Customer Reco...	postage	2291 · Ross M...	89.37		11,163.27
Credit Card Charge	07/16/2018	180716	United States Postal...	postage	2293 · Noelle ...	14.65		11,177.92
Credit Card Charge	07/17/2018	180717	United States Postal...	USPS	2276 · Trenda ...	553.35		11,731.27
Credit Card Charge	07/20/2018	180720	United States Postal...	postage	2293 · Noelle ...	33.50		11,764.77
Credit Card Charge	07/25/2018	180725	903 Customer Reco...	postage	2291 · Ross M...	76.52		11,841.29
Credit Card Charge	07/30/2018	180730	FedEx	postage	2288 · Kevin P...	50.30		11,891.59
Credit Card Charge	07/31/2018	180731	903 Customer Reco...	shipping	2274 · Jerry W...	6.70		11,898.29
Credit Card Charge	08/02/2018	180802	United States Postal...	postage	2293 · Noelle ...	201.75		12,100.04
Credit Card Charge	08/02/2018	180802	887 Maintenance of ...	USPS	2288 · Kevin P...	481.60		12,581.64
Credit Card Charge	08/08/2018	180808	United States Postal...	USPS	2276 · Trenda ...	166.25		12,747.89
Credit Card Charge	08/13/2018	180813	United States Postal...	postage	2293 · Noelle ...	6.70		12,754.59
Credit Card Charge	08/16/2018	180816	United States Postal...	USPS	2276 · Trenda ...	548.10		13,302.69
Credit Card Charge	08/19/2018	180819	United States Postal...	postage	2293 · Noelle ...	23.51		13,326.20
Credit Card Charge	08/20/2018	180820	FedEx	postage	2288 · Kevin P...	13.26		13,339.46
Credit Card Charge	08/23/2018	180823	903 Customer Reco...	postage	2293 · Noelle ...	85.70		13,425.16
Credit Card Charge	08/31/2018	180831	903 Customer Reco...	shipping	2274 · Jerry W...	16.70		13,441.86
Credit Card Charge	09/01/2018	180901	United States Postal...	postage	2293 · Noelle ...	6.90		13,448.76
Credit Card Charge	09/04/2018	180904	United States Postal...	postage	2293 · Noelle ...	24.70		13,473.46
Credit Card Charge	09/05/2018	180905	United States Postal...	USPS	2276 · Trenda ...	489.65		13,963.11
Credit Card Charge	09/05/2018	180905	903 Customer Reco...	shipping	2274 · Jerry W...	48.56		14,011.67
Credit Card Charge	09/07/2018	180907	United States Postal...	USPS	2276 · Trenda ...	163.10		14,174.77
Credit Card Charge	09/10/2018	180910	United States Postal...	postage	2293 · Noelle ...	18.90		14,193.67
Credit Card Charge	09/12/2018	180912	United States Postal...	postage	2293 · Noelle ...	201.75		14,395.42
Credit Card Charge	09/12/2018	180912	903 Customer Reco...	shipping	2274 · Jerry W...	20.15		14,415.57
Credit Card Charge	09/17/2018	180917	FedEx	postage	2288 · Kevin P...	25.47		14,441.04
Credit Card Charge	09/19/2018	180919	903 Customer Reco...	postage	2291 · Ross M...	6.70		14,447.74
Credit Card Charge	09/19/2018	180919	United States Postal...	USPS	2276 · Trenda ...	561.75		15,009.49
Credit Card Charge	09/27/2018	180927	United States Postal...	postage	2273 · Joseph ...	6.70		15,016.19
Credit Card Charge	09/29/2018	180929	903 Customer Reco...	shipping	2274 · Jerry W...	6.70		15,022.89
Credit Card Charge	10/02/2018	180913	United States Postal...	USPS	2286 · Darrel ...	487.00		15,509.89
Credit Card Charge	10/04/2018	181004	United States Postal...	postage	2293 · Noelle ...	6.70		15,516.59
Credit Card Charge	10/09/2018	181009	United States Postal...	USPS	2276 · Trenda ...	165.90		15,682.49
Credit Card Charge	10/10/2018	181010	921 Office Supplies	USPS	2282 · Thomas...	13.40		15,695.89
Credit Card Charge	10/12/2018	181012	FedEx	postage	2288 · Kevin P...	166.20		15,862.09
Credit Card Charge	10/16/2018	181016	United States Postal...	postage	2273 · Joseph ...	6.70		15,868.79
Credit Card Charge	10/17/2018	181017	United States Postal...	USPS	2276 · Trenda ...	551.25		16,420.04
Credit Card Charge	10/17/2018	181017	United States Postal...	postage	2273 · Joseph ...	6.70		16,426.74
Credit Card Charge	10/19/2018	181019	903 Customer Reco...	shipping	2274 · Jerry W...	7.20		16,433.94
Credit Card Charge	10/25/2018	181025	887 Maintenance of ...	food for BL	2289 · Bruce L...	50.00		16,483.94
Credit Card Charge	10/26/2018	181026	United States Postal...	postage	2273 · Joseph ...	6.70		16,490.64
Credit Card Charge	10/26/2018	181026	903 Customer Reco...	shipping	2274 · Jerry W...	7.20		16,497.84
Credit Card Charge	10/29/2018	181029	FedEx	postage	2288 · Kevin P...	25.15		16,522.99
Credit Card Charge	10/31/2018	181031	903 Customer Reco...	shipping	2274 · Jerry W...	16.70		16,539.69
Credit Card Charge	11/02/2018	181102	United States Postal...	USPS	2276 · Trenda ...	491.05		17,030.74
Credit Card Charge	11/08/2018	181108	United States Postal...	USPS	2276 · Trenda ...	166.95		17,197.69
Credit Card Charge	11/14/2018	181114	903 Customer Reco...	shipping	2274 · Jerry W...	7.20		17,204.89
Credit Card Charge	11/15/2018	181115	United States Postal...	USPS	2276 · Trenda ...	225.00		17,429.89
Credit Card Charge	11/15/2018	181115	United States Postal...	USPS	2276 · Trenda ...	547.05		17,976.94
Credit Card Charge	11/30/2018	181130	903 Customer Reco...	shipping	2274 · Jerry W...	16.70		17,993.64

Navitas Utility Corporation
General Ledger
As of December 31, 2018

Type	Date	Num	Name	Memo	Split	Debit	Credit	Balance
Credit Card Charge	11/30/2018	181130	United States Postal...	postage	2293 · Noelle ...	6.70		18,000.34
Credit Card Charge	11/30/2018	181130	United States Postal...	postage	2293 · Noelle ...	6.70		18,007.04
Bill	12/02/2018	191202	Pitney Bowes	postage meter	2221 · Vendors			18,007.04
Credit Card Charge	12/03/2018	181203	United States Postal...	postage	2273 · Joseph ...	6.70		18,013.74
Bill	12/03/2018	18120...	Pitney Bowes	postage meter	2221 · Vendors			18,013.74
Credit Card Charge	12/04/2018	181204	United States Postal...	USPS	2276 · Trenda ...	478.45		18,492.19
Credit Card Charge	12/11/2018	181211	United States Postal...	USPS	2276 · Trenda ...	163.45		18,655.64
Credit Card Charge	12/11/2018	181211	United States Postal...	postage	2293 · Noelle ...	20.10		18,675.74
Credit Card Charge	12/11/2018	181211	FedEx	postage	2288 · Kevin P...	46.10		18,721.84
Credit Card Charge	12/17/2018	181217	United States Postal...	postage - ST...	2291 · Ross M...	201.75		18,923.59
Credit Card Charge	12/19/2018	181219	United States Postal...	USPS	2276 · Trenda ...	534.10		19,457.69
Total 6130 · Postage						19,457.69	0.00	19,457.69
6230 · Utilities								0.00
Bill	01/11/2018	180115	Southern California ...	Electric bill for...	2221 · Vendors	280.93		280.93
Bill	01/12/2018	180117	SoCal Gas	Gas for Costa...	2221 · Vendors	89.84		370.77
Bill	01/20/2018	180205	Town of Eakly	Water bill for ...	2221 · Vendors	18.00		388.77
Bill	01/20/2018	180205	Town of Eakly	Water bill for ...	2221 · Vendors	93.20		481.97
Bill	01/31/2018	180206	R & R Water /Culligan	Office drinkin...	2221 · Vendors	45.58		527.55
Bill	01/31/2018	180205	CKenergy Electric C...	Electric bill for...	2221 · Vendors	238.00		765.55
Bill	01/31/2018	180205	CKenergy Electric C...	Electric bill for...	2221 · Vendors	159.00		924.55
Bill	02/09/2018	180212	Southern California ...	Electric bill for...	2221 · Vendors	286.30		1,210.85
Bill	02/12/2018	180214	SoCal Gas	Gas for Costa...	2221 · Vendors	90.99		1,301.84
Bill	02/15/2018	180219	Mesa Consolidated ...	Water bill for ...	2221 · Vendors	51.61		1,353.45
Bill	02/20/2018	180305	Town of Eakly	Water bill for ...	2221 · Vendors	21.80		1,375.25
Bill	02/20/2018	180319	Town of Eakly	Water bill for ...	2221 · Vendors	112.61		1,487.86
Bill	02/28/2018	180305	CKenergy Electric C...	Electric bill for...	2221 · Vendors	200.00		1,687.86
Bill	02/28/2018	180305	CKenergy Electric C...	Electric bill for...	2221 · Vendors	145.00		1,832.86
Bill	02/28/2018	180308	R & R Water /Culligan	Office drinkin...	2221 · Vendors	53.00		1,885.86
Bill	03/01/2018	18A00...	ReadyRefresh	Office drinkin...	2221 · Vendors	42.43		1,928.29
Bill	03/01/2018	18B00...	ReadyRefresh	Office drinkin...	2221 · Vendors	42.43		1,970.72
Bill	03/01/2018	18C00...	ReadyRefresh	Office drinkin...	2221 · Vendors	62.43		2,033.15
Bill	03/13/2018	180314	Southern California ...	Electric bill for...	2221 · Vendors	289.24		2,322.39
Bill	03/14/2018	180319	SoCal Gas	Gas for Costa...	2221 · Vendors	90.56		2,412.95
Bill	03/22/2018	180404	Town of Eakly	Water bill for ...	2221 · Vendors	18.00		2,430.95
Bill	03/22/2018	180404	Town of Eakly	Water bill for ...	2221 · Vendors	93.20		2,524.15
Bill	03/30/2018	180409	R & R Water /Culligan	Office drinkin...	2221 · Vendors	38.16		2,562.31
Bill	03/31/2018	180404	CKenergy Electric C...	Electric bill for...	2221 · Vendors	161.00		2,723.31
Bill	03/31/2018	180404	CKenergy Electric C...	Electric bill for...	2221 · Vendors	202.00		2,925.31
Bill	04/12/2018	180416	SoCal Gas	Gas for Costa...	2221 · Vendors	40.53		2,965.84
Bill	04/12/2018	180416	Southern California ...	Electric bill for...	2221 · Vendors	271.93		3,237.77
Bill	04/15/2018	180427	Mesa Consolidated ...	Water bill for ...	2221 · Vendors	52.75		3,290.52
Bill	04/30/2018	180502	CKenergy Electric C...	Electric bill for...	2221 · Vendors	219.00		3,509.52
Bill	04/30/2018	180502	CKenergy Electric C...	Electric bill for...	2221 · Vendors	181.00		3,690.52
Bill	04/30/2018	180508	R & R Water /Culligan	Office drinkin...	2221 · Vendors	60.42		3,750.94
Bill	05/08/2018	180421	Town of Eakly	Water bill for ...	2221 · Vendors	104.18		3,855.12
Bill	05/08/2018	180421	Town of Eakly	Water bill for ...	2221 · Vendors	19.81		3,874.93
Bill	05/11/2018	180511	Southern California ...	Electric bill for...	2221 · Vendors	258.71		4,133.64

Navitas Utility Corporation
General Ledger
As of December 31, 2018

Type	Date	Num	Name	Memo	Split	Debit	Credit	Balance
Bill	05/11/2018	180511	SoCal Gas	Gas for Costa...	2221 · Vendors	1.68		4,135.32
Bill	05/18/2018	18051...	CKenergy Electric C...	Electric bill for...	2221 · Vendors	196.85		4,332.17
Bill	05/21/2018	18052...	Town of Eakly	Water bill for ...	2221 · Vendors	131.18		4,463.35
Bill	05/21/2018	18052...	Town of Eakly	Water bill for ...	2221 · Vendors	21.99		4,485.34
Bill	05/31/2018	180531	CKenergy Electric C...	Electric bill for...	2221 · Vendors	271.93		4,757.27
Credit	06/07/2018	180702	Northfork Electric C...	per 18/06/07 ...	2221 · Vendors		207.84	4,549.43
Bill	06/11/2018	180611	Southern California ...	Electric bill for...	2221 · Vendors	338.06		4,887.49
Bill	06/12/2018	180612	Mesa Consolidated ...	Water bill for ...	2221 · Vendors	52.75		4,940.24
Bill	06/12/2018	180612	SoCal Gas	Gas for Costa...	2221 · Vendors	0.88		4,941.12
Bill	06/18/2018	180618	CKenergy Electric C...	Electric bill for...	2221 · Vendors	398.00		5,339.12
Bill	06/18/2018	18061...	CKenergy Electric C...	Electric bill for...	2221 · Vendors	317.11		5,656.23
Bill	06/19/2018	18061...	Town of Eakly	Water bill for ...	2221 · Vendors	16.00		5,672.23
Bill	06/19/2018	18061...	Town of Eakly	Water bill for ...	2221 · Vendors	146.71		5,818.94
Bill	06/26/2018	180626	ReadyRefresh	Office drinkin...	2221 · Vendors	80.17		5,899.11
Bill	06/30/2018	180630	R & R Water /Culligan	Office drinkin...	2221 · Vendors	114.42		6,013.53
Bill	07/12/2018	180712	Southern California ...	Electric bill for...	2221 · Vendors	485.99		6,499.52
Bill	07/16/2018	180716	Mesa Consolidated ...	Water bill for ...	2221 · Vendors	2.64		6,502.16
Bill	07/21/2018	180721	CKenergy Electric C...	Electric bill for...	2221 · Vendors	467.00		6,969.16
Bill	07/21/2018	18072...	Town of Eakly	Water bill for ...	2221 · Vendors	18.00		6,987.16
Bill	07/21/2018	18072...	Town of Eakly	Water bill for ...	2221 · Vendors	190.80		7,177.96
Bill	07/31/2018	180731	R & R Water /Culligan	Office drinkin...	2221 · Vendors	60.42		7,238.38
Bill	07/31/2018	18073...	CKenergy Electric C...	Electric bill for...	2221 · Vendors	344.00		7,582.38
Bill	08/10/2018	180810	SoCal Gas	Gas for Costa...	2221 · Vendors	1.03		7,583.41
Bill	08/10/2018	180810	Southern California ...	Electric bill for...	2221 · Vendors	688.96		8,272.37
Bill	08/13/2018	180813	Mesa Consolidated ...	Water bill for ...	2221 · Vendors	60.47		8,332.84
Bill	08/21/2018	18082...	Town of Eakly	Water bill for ...	2221 · Vendors	124.20		8,457.04
Bill	08/21/2018	18082...	Town of Eakly	Water bill for ...	2221 · Vendors	18.00		8,475.04
Bill	08/22/2018	180822	ReadyRefresh	Office drinkin...	2221 · Vendors	48.35		8,523.39
Bill	08/31/2018	18083...	CKenergy Electric C...	Electric bill for...	2221 · Vendors	374.00		8,897.39
Bill	08/31/2018	18083...	CKenergy Electric C...	Electric bill for...	2221 · Vendors	291.00		9,188.39
Bill	08/31/2018	180831	R & R Water /Culligan	Office drinkin...	2221 · Vendors	159.00		9,347.39
Bill	09/11/2018	180911	Southern California ...	Electric bill for...	2221 · Vendors	627.36		9,974.75
Bill	09/20/2018	18092...	Town of Eakly	Water bill for ...	2221 · Vendors	110.29		10,085.04
Bill	09/20/2018	18092...	Town of Eakly	Water bill for ...	2221 · Vendors	18.00		10,103.04
Bill	09/24/2018	180924	ReadyRefresh	Office drinkin...	2221 · Vendors	68.33		10,171.37
Bill	09/30/2018	18093...	CKenergy Electric C...	Electric bill for...	2221 · Vendors	351.00		10,522.37
Bill	09/30/2018	18093...	CKenergy Electric C...	Electric bill for...	2221 · Vendors	280.00		10,802.37
Bill	09/30/2018	180930	R & R Water /Culligan	Office drinkin...	2221 · Vendors	53.00		10,855.37
Bill	10/10/2018	181010	Southern California ...	Electric bill for...	2221 · Vendors	399.07		11,254.44
Bill	10/11/2018	181011	SoCal Gas	Gas for Costa...	2221 · Vendors	0.95		11,255.39
Bill	10/17/2018	181017	Mesa Consolidated ...	Water bill for ...	2221 · Vendors	65.33		11,320.72
Bill	10/20/2018	18102...	Town of Eakly	Water bill for ...	2221 · Vendors	93.46		11,414.18
Bill	10/20/2018	18102...	Town of Eakly	Water bill for ...	2221 · Vendors	18.00		11,432.18
Bill	10/24/2018	181024	ReadyRefresh	Office drinkin...	2221 · Vendors	57.87		11,490.05
Bill	10/31/2018	18103...	CKenergy Electric C...	Electric bill for...	2221 · Vendors	285.00		11,775.05
Bill	10/31/2018	18103...	CKenergy Electric C...	Electric bill for...	2221 · Vendors	209.00		11,984.05
Bill	10/31/2018	181031	R & R Water /Culligan	Office drinkin...	2221 · Vendors	45.58		12,029.63
Bill	11/08/2018	181108	Southern California ...	Electric bill for...	2221 · Vendors	306.59		12,336.22
Bill	11/13/2018	181113	SoCal Gas	Gas for Costa...	2221 · Vendors	0.91		12,337.13

Navitas Utility Corporation
General Ledger
As of December 31, 2018

Type	Date	Num	Name	Memo	Split	Debit	Credit	Balance
Bill	11/17/2018	18111...	CKenergy Electric C...	Electric bill for...	2221 · Vendors	188.00		12,525.13
Bill	11/17/2018	18111...	CKenergy Electric C...	Electric bill for...	2221 · Vendors	154.00		12,679.13
Bill	11/22/2018	181122	ReadyRefresh	Office drinkin...	2221 · Vendors	98.87		12,778.00
Bill	11/23/2018	18112...	Town of Eakly	Water bill for ...	2221 · Vendors	18.00		12,796.00
Bill	11/23/2018	18112...	Town of Eakly	Water bill for ...	2221 · Vendors	93.04		12,889.04
Bill	11/30/2018	181130	R & R Water /Culligan	Office drinkin...	2221 · Vendors	45.58		12,934.62
Bill	12/12/2018	181212	Southern California ...	Electric bill for...	2221 · Vendors	331.55		13,266.17
Bill	12/13/2018	181213	SoCal Gas	Gas for Costa...	2221 · Vendors	45.14		13,311.31
Bill	12/15/2018	181215	Mesa Consolidated ...	Water bill for ...	2221 · Vendors	64.33		13,375.64
Bill	12/21/2018	18122...	Town of Eakly	Water bill for ...	2221 · Vendors	18.00		13,393.64
Bill	12/21/2018	18122...	Town of Eakly	Water bill for ...	2221 · Vendors	93.04		13,486.68
Bill	12/22/2018	181222	ReadyRefresh	Office drinkin...	2221 · Vendors	49.90		13,536.58
Bill	12/31/2018	181231	R & R Water /Culligan	Office drinkin...	2221 · Vendors	45.58		13,582.16
Bill	12/31/2018	18123...	CKenergy Electric C...	Electric bill for...	2221 · Vendors	207.00		13,789.16
Bill	12/31/2018	18123...	CKenergy Electric C...	Electric bill for...	2221 · Vendors	149.00		13,938.16
Total 6230 · Utilities						14,146.00	207.84	13,938.16
6320 · Bank fees								0.00
Bill	01/01/2018	180109	First Volunteer Bank	December 20...	2221 · Vendors	21.50		21.50
Bill	01/03/2018		Legacy Bank	Collections	2221 · Vendors	75.00		96.50
Bill	02/01/2018	180208	First Volunteer Bank	January 2018 ...	2221 · Vendors	21.50		118.00
Bill	02/03/2018		Legacy Bank	Collections	2221 · Vendors	75.00		193.00
General Journal	02/20/2018	180220		Stop payment...	1107 · Checkin...	25.00		218.00
Bill	03/01/2018	180309	First Volunteer Bank	February 201...	2221 · Vendors	11.00		229.00
Bill	03/03/2018		Legacy Bank	Collections	2221 · Vendors	75.00		304.00
Bill	03/15/2018	180319	AFCO	wire fee	2221 · Vendors	15.00		319.00
General Journal	03/22/2018	180323		Stop payment...	1107 · Checkin...	25.00		344.00
General Journal	03/26/2018	180326		Stop payment...	1107 · Checkin...	50.00		394.00
Bill	04/03/2018		Legacy Bank	Collections	2221 · Vendors	75.00		469.00
Bill	04/03/2018	180411	First Volunteer Bank	March 2018 c...	2221 · Vendors	23.00		492.00
Bill	05/01/2018	180501	First Volunteer Bank	April 2018 coll...	2221 · Vendors	22.00		514.00
Bill	05/03/2018		Legacy Bank	Collections	2221 · Vendors	75.00		589.00
General Journal	05/31/2018	180531		Interest on Ov...	1107 · Checkin...	3.07		592.07
General Journal	06/01/2018	180601		Checkbooks, ...	1107 · Checkin...	1,328.08		1,920.15
Bill	06/01/2018	180601	First Volunteer Bank	May 2018 coll...	2221 · Vendors	16.50		1,936.65
Bill	06/03/2018		Legacy Bank	Collections	2221 · Vendors	75.00		2,011.65
General Journal	06/13/2018	180613		Interest on Ov...	1107 · Checkin...	29.00		2,040.65
General Journal	06/29/2018	180629		Interest on Ov...	1107 · Checkin...	2.00		2,042.65
Bill	07/02/2018	180702	First Volunteer Bank	June 2018 col...	2221 · Vendors	14.50		2,057.15
Bill	07/03/2018		Legacy Bank	Collections	2221 · Vendors	75.00		2,132.15
Bill	07/31/2018	180731	First Volunteer Bank	July 2018 coll...	2221 · Vendors	16.50		2,148.65
Bill	08/03/2018		Legacy Bank	Collections	2221 · Vendors	75.00		2,223.65
General Journal	08/03/2018	180803		Annual Fee fo...	2275 · Johnny ...	735.00		2,958.65
General Journal	08/03/2018	180803		Annual Fee fo...	2275 · Johnny ...		49.00	2,909.65
Bill	09/03/2018		Legacy Bank	Collections	2221 · Vendors	75.00		2,984.65
Bill	09/04/2018	180904	First Volunteer Bank	Aug 2018 coll...	2221 · Vendors	13.50		2,998.15
Bill	09/30/2018	180930	First Volunteer Bank	Sep 2018 coll...	2221 · Vendors	12.50		3,010.65
General Journal	10/01/2018	180601		Checkbooks, ...	1107 · Checkin...	336.67		3,347.32

Navitas Utility Corporation
General Ledger
As of December 31, 2018

Type	Date	Num	Name	Memo	Split	Debit	Credit	Balance
Bill	10/03/2018		Legacy Bank	Collections	2221 · Vendors	75.00		3,422.32
Bill	10/31/2018	181031	First Volunteer Bank	Oct 2018 coll...	2221 · Vendors	19.00		3,441.32
Bill	11/03/2018		Legacy Bank	Collections	2221 · Vendors	75.00		3,516.32
Bill	11/30/2018	181130	First Volunteer Bank	Nov 2018 coll...	2221 · Vendors	19.50		3,535.82
Bill	12/03/2018		Legacy Bank	Collections	2221 · Vendors	75.00		3,610.82
General Journal	12/05/2018	181205		Annual Fees f...	2294 · Chris Cr...	49.00		3,659.82
Bill	12/31/2018	181231	First Volunteer Bank	Dec 2018 coll...	2221 · Vendors	19.00		3,678.82
Total 6320 · Bank fees						3,727.82	49.00	3,678.82
6410 · Lic, permit, member								0.00
Bill	01/04/2018	180104	Oklahoma Corporati...	DOT private c...	2221 · Vendors	71.00		71.00
Bill	01/04/2018	1308	Oklahoma Gas Ass...	Annual Dues f...	2221 · Vendors	750.00		821.00
Credit Card Charge	01/04/2018	180118	903 Customer Reco...	Tag for truck	2288 · Kevin P...	110.19		931.19
Credit Card Charge	01/08/2018	180118	903 Customer Reco...	Tag for truck	2288 · Kevin P...	23.25		954.44
Bill	01/13/2018	17159...	Incorp	Navitas Com...	2221 · Vendors	148.00		1,102.44
Bill	01/13/2018	17159...	Incorp	Navitas 1 Reg...	2221 · Vendors	148.00		1,250.44
Credit Card Charge	01/17/2018	180118	903 Customer Reco...	Tag for new tr...	2288 · Kevin P...	1,923.86		3,174.30
Bill	02/14/2018	180214	England Ford Inc	Tag & Taxes f...	2221 · Vendors	2,486.33		5,660.63
Credit Card Charge	02/23/2018	180305	903 Customer Reco...	Tag for JW	2274 · Jerry W...	122.91		5,783.54
Credit Card Charge	02/23/2018	180309	903 Customer Reco...	Tag for truck	2288 · Kevin P...	300.57		6,084.11
Credit Card Charge	03/08/2018	180309	903 Customer Reco...	Tag for truck	2288 · Kevin P...	39.32		6,123.43
Credit Card Charge	03/12/2018	180320	903 Customer Reco...	Tag for '18 Ch...	2288 · Kevin P...	1,739.97		7,863.40
Credit Card Charge	03/15/2018	180315	Secretary of State - ...	Annual report ...	2282 · Thomas...	350.00		8,213.40
Credit Card Charge	03/29/2018	180418	903 Customer Reco...	Tag for truck	2288 · Kevin P...	39.32		8,252.72
Credit Card Charge	04/16/2018	180416	Secretary of State - ...	Annual Repor...	2273 · Joseph ...	15.00		8,267.72
Credit Card Charge	04/19/2018	180419	Secretary of State - ...	2017 Sateme...	2273 · Joseph ...	25.00		8,292.72
Credit Card Charge	04/19/2018	180419	Secretary of State - ...	Annual report ...	2282 · Thomas...	650.00		8,942.72
Credit Card Charge	04/25/2018	180425	903 Customer Reco...	Tag for truck	2288 · Kevin P...	221.84		9,164.56
Bill	05/01/2018	AD19-...	Tennessee Gas Ass...	Membership ...	2221 · Vendors	500.00		9,664.56
Bill	05/04/2018	18084...	Incorp	Navitas Com...	2221 · Vendors	247.00		9,911.56
Bill	05/04/2018	18084...	Incorp	NUC Register...	2221 · Vendors	198.00		10,109.56
Credit Card Charge	05/31/2018	180531	903 Customer Reco...	Tag for trucks...	2288 · Kevin P...	537.84		10,647.40
Bill	06/01/2018	07438...	County of Orange	2018 unsecur...	2221 · Vendors	175.13		10,822.53
Credit Card Charge	06/11/2018	180611	903 Customer Reco...	Tag for trucks...	2288 · Kevin P...	2,837.44		13,659.97
Bill	08/13/2018	180.00	WT&C Corporate S...	2018 Annual ...	2221 · Vendors	150.00		13,809.97
Credit Card Charge	08/24/2018	180824	903 Customer Reco...	Tag for '18 F5...	2288 · Kevin P...	2,867.32		16,677.29
Bill	09/07/2018	9312	City of Costa Mesa	FLS Inspectio...	2221 · Vendors	50.00		16,727.29
Credit Card Charge	09/26/2018	180926	903 Customer Reco...	Tag for '07 Ch...	2288 · Kevin P...	39.36		16,766.65
Credit Card Charge	10/02/2018	181002	903 Customer Reco...	Kentucky Pou...	2288 · Kevin P...	500.00		17,266.65
Bill	10/09/2018	19675...	Incorp	TX Registere...	2221 · Vendors	99.00		17,365.65
Bill	10/09/2018	19675...	Incorp	TX Managed ...	2221 · Vendors	49.00		17,414.65
Credit Card Charge	10/23/2018	181023	903 Customer Reco...	Tag for truck	2288 · Kevin P...	347.13		17,761.78
Credit Card Charge	11/06/2018	181106	903 Customer Reco...	Tag for truck	2288 · Kevin P...	2,141.63		19,903.41
Credit Card Charge	12/03/2018	181203	903 Customer Reco...	Multiple Tag ...	2288 · Kevin P...	226.91		20,130.32
Total 6410 · Lic, permit, member						20,130.32	0.00	20,130.32

Navitas Utility Corporation
General Ledger
As of December 31, 2018

Type	Date	Num	Name	Memo	Split	Debit	Credit	Balance
903.15 · Customer Records KY								0.00
Total 903.15 · Customer Records KY								0.00
903.16 · Customer Records TN								0.00
Bill	01/01/2018	180109	Jellico Electric & Wa...	Electric & wat...	2221 · Vendors	96.40		96.40
Bill	02/06/2018	180212	Jellico Electric & Wa...	Electric & wat...	2221 · Vendors	113.61		210.01
Bill	03/05/2018	180312	Jellico Electric & Wa...	Electric & wat...	2221 · Vendors	102.08		312.09
Bill	04/05/2018	180409	Jellico Electric & Wa...	Electric & wat...	2221 · Vendors	88.35		400.44
Bill	05/04/2018	180508	Jellico Electric & Wa...	Electric & wat...	2221 · Vendors	90.81		491.25
Bill	06/01/2018	180601	Jellico Electric & Wa...	Electric & wat...	2221 · Vendors	95.67		586.92
Bill	07/05/2018	180705	Jellico Electric & Wa...	Electric & wat...	2221 · Vendors	88.31		675.23
Bill	08/06/2018	180806	Jellico Electric & Wa...	Electric & wat...	2221 · Vendors	131.30		806.53
Bill	09/05/2018	180905	Jellico Electric & Wa...	Electric & wat...	2221 · Vendors	127.71		934.24
Bill	10/04/2018	181004	Jellico Electric & Wa...	Electric & wat...	2221 · Vendors	122.32		1,056.56
Bill	11/05/2018	181105	Jellico Electric & Wa...	Electric & wat...	2221 · Vendors	96.88		1,153.44
Bill	12/05/2018	181205	Jellico Electric & Wa...	Electric & wat...	2221 · Vendors	93.86		1,247.30
Total 903.16 · Customer Records TN						1,247.30	0.00	1,247.30
903.46 · Customer Records OK								0.00
Bill	01/01/2018	180103	Velma Public Works...	Garbage for V...	2221 · Vendors	100.00		100.00
Bill	01/02/2018	180102	The Town of Grace...	December Co...	2221 · Vendors	75.00		175.00
Bill	01/04/2018	180108	Northfork Electric C...	Electric meter...	2221 · Vendors	47.41		222.41
General Journal	01/05/2018	13537	Cotton Electric Coop...	Capital credit ...	1107 · Checkin...		7.11	215.30
Bill	01/10/2018	180118	Public Service Co.	Electric bill for...	2221 · Vendors	44.22		259.52
Bill	01/11/2018	180117	Public Service Co.	Gracemont re...	2221 · Vendors	29.46		288.98
Bill	01/15/2018	180118	Cotton Electric Coop...	Electric bill for...	2221 · Vendors	80.16		369.14
Bill	01/16/2018	180202	Haskell County Wat...	Water bill for ...	2221 · Vendors	18.00		387.14
Bill	01/21/2018	180226	Public Service Co.	Electric bill for...	2221 · Vendors	44.43		431.57
Bill	01/23/2018	180129	Public Service Co.	Electric bill for...	2221 · Vendors	44.43		476.00
Bill	01/23/2018	180129	Public Service Co.	Electric bill for...	2221 · Vendors	177.13		653.13
Bill	01/24/2018	180129	Harmon Electric Ass...	Hollis rectifier	2221 · Vendors	138.60		791.73
Bill	01/25/2018	180129	Public Service Co.	Electric bill for...	2221 · Vendors	101.83		893.56
Bill	01/25/2018	180129	Oklahoma Natural G...	Gas bill for H...	2221 · Vendors	21.23		914.79
Bill	01/29/2018	180202	Ochelata Utility Auth...	Water bill for ...	2221 · Vendors	134.28		1,049.07
Bill	01/31/2018	180205	Stephens Co. Rural ...	Water bill for ...	2221 · Vendors	35.00		1,084.07
Bill	02/01/2018	180205	Velma Public Works...	Garbage for V...	2221 · Vendors	100.00		1,184.07
Bill	02/01/2018	180208	The Town of Grace...	January Colle...	2221 · Vendors	75.00		1,259.07
Bill	02/08/2018	Box 240	U S Postmaster	box rent	2221 · Vendors	116.00		1,375.07
Bill	02/08/2018	180212	Public Service Co.	Electric bill for...	2221 · Vendors	44.22		1,419.29
Bill	02/08/2018	180212	Northfork Electric C...	Electric meter...	2221 · Vendors	47.65		1,466.94
Bill	02/09/2018	180220	Public Service Co.	Gracemont re...	2221 · Vendors	28.90		1,495.84
Bill	02/15/2018	180220	Cotton Electric Coop...	Electric bill for...	2221 · Vendors	72.58		1,568.42
Bill	02/15/2018	180305	Haskell County Wat...	Water bill for ...	2221 · Vendors	18.00		1,586.42
Bill	02/21/2018	180226	Public Service Co.	Electric bill for...	2221 · Vendors	159.10		1,745.52
Bill	02/22/2018	180226	Oklahoma Natural G...	Gas bill for H...	2221 · Vendors	21.23		1,766.75
Bill	02/23/2018	180305	Public Service Co.	Electric bill for...	2221 · Vendors	95.20		1,861.95
Bill	02/26/2018	180302	Harmon Electric Ass...	Hollis rectifier	2221 · Vendors	130.09		1,992.04
Bill	02/28/2018	180305	Stephens Co. Rural ...	Water bill for ...	2221 · Vendors	35.00		2,027.04

Navitas Utility Corporation
General Ledger
As of December 31, 2018

Type	Date	Num	Name	Memo	Split	Debit	Credit	Balance
Bill	03/01/2018	180305	Velma Public Works...	Garbage for V...	2221 · Vendors	100.00		2,127.04
Bill	03/01/2018	180320	Ochelata Utility Auth...	Water bill for ...	2221 · Vendors	134.28		2,261.32
Bill	03/07/2018	180312	Northfork Electric C...	Electric meter...	2221 · Vendors	46.31		2,307.63
Bill	03/09/2018	180319	Public Service Co.	Electric bill for...	2221 · Vendors	42.18		2,349.81
Bill	03/12/2018	180319	The Town of Grace...	February Coll...	2221 · Vendors	75.00		2,424.81
Bill	03/12/2018	180319	Public Service Co.	Gracemont re...	2221 · Vendors	27.11		2,451.92
Bill	03/15/2018	180319	Cotton Electric Coop...	Electric bill for...	2221 · Vendors	75.36		2,527.28
Bill	03/19/2018	180404	Haskell County Wat...	Water bill for ...	2221 · Vendors	19.80		2,547.08
Bill	03/22/2018	180328	Public Service Co.	Electric bill for...	2221 · Vendors	153.41		2,700.49
Bill	03/22/2018	180327	Public Service Co.	Electric bill for...	2221 · Vendors	42.37		2,742.86
Bill	03/23/2018	180329	Oklahoma Natural G...	Gas bill for H...	2221 · Vendors	21.55		2,764.41
Bill	03/26/2018	180330	Public Service Co.	Electric bill for...	2221 · Vendors	90.13		2,854.54
Bill	03/26/2018	180403	Harmon Electric Ass...	Hollis rectifier	2221 · Vendors	121.78		2,976.32
Bill	03/28/2018	180404	Stephens Co. Rural ...	Water bill for ...	2221 · Vendors	35.00		3,011.32
Bill	04/01/2018	180404	Velma Public Works...	Garbage for V...	2221 · Vendors	100.00		3,111.32
Bill	04/01/2018	180404	Ochelata Utility Auth...	Water bill for ...	2221 · Vendors	255.85		3,367.17
Bill	04/06/2018	180411	The Town of Grace...	March Collect...	2221 · Vendors	75.00		3,442.17
Bill	04/06/2018	180412	Northfork Electric C...	Electric meter...	2221 · Vendors	45.90		3,488.07
Bill	04/10/2018	180416	Public Service Co.	Electric bill for...	2221 · Vendors	42.18		3,530.25
Bill	04/11/2018	180416	Public Service Co.	Gracemont re...	2221 · Vendors	27.11		3,557.36
Bill	04/15/2018	180417	Cotton Electric Coop...	Electric bill for...	2221 · Vendors	74.58		3,631.94
Bill	04/18/2018	180502	Haskell County Wat...	Water bill for ...	2221 · Vendors	19.98		3,651.92
Bill	04/23/2018	180427	Public Service Co.	Electric bill for...	2221 · Vendors	88.44		3,740.36
Bill	04/23/2018	180427	Public Service Co.	Electric bill for...	2221 · Vendors	42.37		3,782.73
Bill	04/23/2018	180502	Oklahoma Natural G...	Gas bill for H...	2221 · Vendors	21.23		3,803.96
Bill	04/25/2018	180502	Public Service Co.	Electric bill for...	2221 · Vendors	87.97		3,891.93
Bill	04/25/2018	180430	Harmon Electric Ass...	Hollis rectifier	2221 · Vendors	128.45		4,020.38
Bill	05/01/2018	180502	Velma Public Works...	Garbage for V...	2221 · Vendors	100.00		4,120.38
Bill	05/07/2018	180507	Northfork Electric C...	Electric meter...	2221 · Vendors	46.12		4,166.50
Bill	05/08/2018	180424	Ochelata Utility Auth...	Water bill for ...	2221 · Vendors	184.74		4,351.24
Bill	05/08/2018	180424	Stephens Co. Rural ...	Water bill for ...	2221 · Vendors	35.00		4,386.24
Bill	05/09/2018	180509	The Town of Grace...	April Collectio...	2221 · Vendors	75.00		4,461.24
Bill	05/10/2018	180510	Public Service Co.	Electric bill for...	2221 · Vendors	27.03		4,488.27
Bill	05/11/2018	180511	Cotton Electric Coop...	Electric bill for...	2221 · Vendors	60.20		4,548.47
Bill	05/11/2018	180511	Public Service Co.	Electric bill for...	2221 · Vendors	42.18		4,590.65
Bill	05/16/2018	180516	Haskell County Wat...	Water bill for ...	2221 · Vendors	18.00		4,608.65
Bill	05/21/2018	180521	Stephens Co. Rural ...	Water bill for ...	2221 · Vendors	38.59		4,647.24
Bill	05/22/2018	180522	Oklahoma Natural G...	Gas bill for H...	2221 · Vendors	21.23		4,668.47
Bill	05/22/2018	653-0...	Public Service Co.	Electric bill for...	2221 · Vendors	204.63		4,873.10
Bill	05/22/2018	957-6...	Public Service Co.	Electric bill for...	2221 · Vendors	85.38		4,958.48
Bill	05/24/2018	956-4...	Public Service Co.	Electric bill for...	2221 · Vendors	192.33		5,150.81
Bill	05/25/2018	180525	Harmon Electric Ass...	Hollis rectifier	2221 · Vendors	120.14		5,270.95
Bill	05/29/2018	180529	Ochelata Utility Auth...	Water bill for ...	2221 · Vendors	171.47		5,442.42
Bill	05/30/2018	180530	Velma Public Works...	Garbage for V...	2221 · Vendors	114.00		5,556.42
Bill	06/11/2018	18061...	Public Service Co.	Electric bill for...	2221 · Vendors	42.18		5,598.60
Bill	06/11/2018	18061...	Public Service Co.	Electric bill for...	2221 · Vendors	27.56		5,626.16
Bill	06/11/2018	180611	The Town of Grace...	May Collections	2221 · Vendors	75.00		5,701.16
Bill	06/18/2018	180618	Oklahoma Natural G...	Gas bill for H...	2221 · Vendors	21.55		5,722.71
Bill	06/18/2018	180618	Haskell County Wat...	Water bill for ...	2221 · Vendors	18.00		5,740.71

Navitas Utility Corporation
General Ledger
As of December 31, 2018

Type	Date	Num	Name	Memo	Split	Debit	Credit	Balance
Bill	06/21/2018	180621	Cotton Electric Coop...	Electric bill for...	2221 · Vendors	104.47		5,845.18
Bill	06/21/2018	18062...	Public Service Co.	Electric bill for...	2221 · Vendors	71.75		5,916.93
Bill	06/21/2018	180621	Harmon Electric Ass...	Hollis rectifier	2221 · Vendors	125.61		6,042.54
Bill	06/21/2018	180621	Stephens Co. Rural ...	Water bill for ...	2221 · Vendors	33.16		6,075.70
Bill	06/25/2018	956-4...	Public Service Co.	Electric bill for...	2221 · Vendors	59.66		6,135.36
Bill	06/25/2018	180625	Ochelata Utility Auth...	Water bill for ...	2221 · Vendors	125.78		6,261.14
Bill	06/30/2018	180630	Velma Public Works...	Garbage for V...	2221 · Vendors	93.00		6,354.14
Bill	06/30/2018	180630	Northfork Electric C...	Electric meter...	2221 · Vendors	46.11		6,400.25
Bill	07/04/2018	180704	Cotton Electric Coop...	Electric bill for...	2221 · Vendors	174.31		6,574.56
Bill	07/05/2018	180705	The Town of Grace...	June Collectio...	2221 · Vendors	75.00		6,649.56
Bill	07/10/2018	18071...	Public Service Co.	Electric bill for...	2221 · Vendors	43.91		6,693.47
Bill	07/11/2018	18071...	Public Service Co.	Electric bill for...	2221 · Vendors	27.08		6,720.55
Bill	07/17/2018	180717	Haskell County Wat...	Water bill for ...	2221 · Vendors	18.00		6,738.55
Bill	07/23/2018	180723	Oklahoma Natural G...	Gas bill for H...	2221 · Vendors	24.49		6,763.04
Bill	07/23/2018	18072...	Public Service Co.	Electric bill for...	2221 · Vendors	151.44		6,914.48
Bill	07/23/2018	18072...	Public Service Co.	Electric bill for...	2221 · Vendors	42.13		6,956.61
Bill	07/24/2018	180724	Harmon Electric Ass...	Hollis rectifier	2221 · Vendors	177.40		7,134.01
Bill	07/25/2018	18072...	Public Service Co.	Electric bill for...	2221 · Vendors	167.83		7,301.84
Bill	07/25/2018	180725	Ochelata Utility Auth...	Water bill for ...	2221 · Vendors	145.25		7,447.09
Bill	07/30/2018	180730	Stephens Co. Rural ...	Water bill for ...	2221 · Vendors	35.00		7,482.09
Bill	07/30/2018	180730	Velma Public Works...	Garbage for V...	2221 · Vendors	100.00		7,582.09
Bill	07/31/2018	180731	Northfork Electric C...	Electric meter...	2221 · Vendors	46.00		7,628.09
Bill	08/03/2018	180803	The Town of Grace...	July Collections	2221 · Vendors	75.00		7,703.09
Bill	08/04/2018	180804	Cotton Electric Coop...	Electric bill for...	2221 · Vendors	174.94		7,878.03
Bill	08/08/2018	18080...	Public Service Co.	Electric bill for...	2221 · Vendors	26.96		7,904.99
Bill	08/09/2018	18080...	Public Service Co.	Electric bill for...	2221 · Vendors	43.62		7,948.61
Bill	08/16/2018	180816	Haskell County Wat...	Water bill for ...	2221 · Vendors	18.00		7,966.61
Bill	08/20/2018	180820	Velma Public Works...	Garbage for V...	2221 · Vendors	100.00		8,066.61
Bill	08/21/2018	18082...	Public Service Co.	Electric bill for...	2221 · Vendors	42.13		8,108.74
Bill	08/21/2018	18082...	Public Service Co.	Electric bill for...	2221 · Vendors	128.22		8,236.96
Bill	08/21/2018	180821	Harmon Electric Ass...	Hollis rectifier	2221 · Vendors	193.47		8,430.43
Bill	08/21/2018	180821	Stephens Co. Rural ...	Water bill for ...	2221 · Vendors	35.00		8,465.43
Bill	08/22/2018	180822	Ochelata Utility Auth...	Water bill for ...	2221 · Vendors	149.25		8,614.68
Bill	08/22/2018	180822	Oklahoma Natural G...	Gas bill for H...	2221 · Vendors	21.59		8,636.27
Bill	08/23/2018	18082...	Public Service Co.	Electric bill for...	2221 · Vendors	145.87		8,782.14
Bill	08/31/2018	180831	Northfork Electric C...	Electric meter...	2221 · Vendors	46.00		8,828.14
Bill	09/04/2018	180904	Cotton Electric Coop...	Electric bill for...	2221 · Vendors	130.12		8,958.26
Bill	09/07/2018	18090...	Public Service Co.	Electric bill for...	2221 · Vendors	39.71		8,997.97
Bill	09/10/2018	180910	The Town of Grace...	August Collec...	2221 · Vendors	75.00		9,072.97
Bill	09/10/2018	18091...	Public Service Co.	Electric bill for...	2221 · Vendors	24.74		9,097.71
Bill	09/17/2018	180917	Haskell County Wat...	Water bill for ...	2221 · Vendors	18.00		9,115.71
Bill	09/20/2018	18092...	Public Service Co.	Electric bill for...	2221 · Vendors	38.07		9,153.78
Bill	09/20/2018	18092...	Public Service Co.	Electric bill for...	2221 · Vendors	112.62		9,266.40
Bill	09/24/2018	180924	Harmon Electric Ass...	Hollis rectifier	2221 · Vendors	178.88		9,445.28
Bill	09/24/2018	18092...	Public Service Co.	Electric bill for...	2221 · Vendors	145.31		9,590.59
Bill	09/24/2018	180924	Oklahoma Natural G...	Gas bill for H...	2221 · Vendors	21.23		9,611.82
Bill	09/25/2018	180925	Ochelata Utility Auth...	Water bill for ...	2221 · Vendors	150.85		9,762.67
Bill	09/28/2018	180928	Velma Public Works...	Garbage for V...	2221 · Vendors	100.00		9,862.67
Bill	09/30/2018	180930	Stephens Co. Rural ...	Water bill for ...	2221 · Vendors	35.00		9,897.67

Navitas Utility Corporation
General Ledger
As of December 31, 2018

Type	Date	Num	Name	Memo	Split	Debit	Credit	Balance
Bill	10/02/2018	181002	The Town of Grace...	Collections - ...	2221 · Vendors	75.00		9,972.67
Bill	10/05/2018	181005	Northfork Electric C...	Electric meter...	2221 · Vendors	47.25		10,019.92
Bill	10/05/2018	181005	Cotton Electric Coop...	Electric bill for...	2221 · Vendors	97.02		10,116.94
Bill	10/08/2018	18100...	Public Service Co.	Electric bill for...	2221 · Vendors	39.21		10,156.15
Bill	10/09/2018	18100...	Public Service Co.	Electric bill for...	2221 · Vendors	24.51		10,180.66
Bill	10/15/2018	181015	Haskell County Wat...	Water bill for ...	2221 · Vendors	18.00		10,198.66
General Journal	10/17/2018	13537	Cotton Electric Coop...	Capital credit ...	1107 · Checkin...		25.39	10,173.27
Bill	10/19/2018	18101...	Public Service Co.	Electric bill for...	2221 · Vendors	98.50		10,271.77
Bill	10/19/2018	18101...	Public Service Co.	Electric bill for...	2221 · Vendors	38.07		10,309.84
Bill	10/22/2018	181022	Harmon Electric Ass...	Hollis rectifier	2221 · Vendors	189.37		10,499.21
Bill	10/23/2018	18102...	Public Service Co.	Electric bill for...	2221 · Vendors	95.98		10,595.19
Bill	10/23/2018	181023	Oklahoma Natural G...	Gas bill for H...	2221 · Vendors	21.23		10,616.42
Bill	10/24/2018	181024	Ochelata Utility Auth...	Water bill for ...	2221 · Vendors	144.45		10,760.87
Bill	10/28/2018	181028	The Town of Grace...	Collections - ...	2221 · Vendors	75.00		10,835.87
Bill	10/30/2018	181030	Stephens Co. Rural ...	Water bill for ...	2221 · Vendors	36.00		10,871.87
Bill	10/31/2018	181031	Velma Public Works...	Garbage for V...	2221 · Vendors	100.00		10,971.87
Bill	11/04/2018	181104	Cotton Electric Coop...	Electric bill for...	2221 · Vendors	71.05		11,042.92
Bill	11/06/2018	18110...	Public Service Co.	Electric bill for...	2221 · Vendors	38.76		11,081.68
Bill	11/06/2018	18110...	Public Service Co.	Electric bill for...	2221 · Vendors	24.49		11,106.17
Bill	11/07/2018	181107	Northfork Electric C...	Electric meter...	2221 · Vendors	48.52		11,154.69
Bill	11/16/2018	181116	Haskell County Wat...	Water bill for ...	2221 · Vendors	18.00		11,172.69
Bill	11/19/2018	18111...	Public Service Co.	Electric bill for...	2221 · Vendors	38.07		11,210.76
Bill	11/19/2018	18111...	Public Service Co.	Electric bill for...	2221 · Vendors	95.84		11,306.60
Bill	11/20/2018	181120	Oklahoma Natural G...	Gas bill for H...	2221 · Vendors	21.23		11,327.83
Bill	11/20/2018	181120	Harmon Electric Ass...	Hollis rectifier	2221 · Vendors	211.15		11,538.98
Bill	11/21/2018	18112...	Public Service Co.	Electric bill for...	2221 · Vendors	79.33		11,618.31
Bill	11/28/2018	181128	The Town of Grace...	Collections - ...	2221 · Vendors	75.00		11,693.31
Bill	11/28/2018	181128	Ochelata Utility Auth...	Water bill for ...	2221 · Vendors	152.45		11,845.76
Bill	11/30/2018	181130	Stephens Co. Rural ...	Water bill for ...	2221 · Vendors	36.00		11,881.76
Bill	11/30/2018	181130	Velma Public Works...	Garbage for V...	2221 · Vendors	100.00		11,981.76
Bill	12/05/2018	181205	Cotton Electric Coop...	Electric bill for...	2221 · Vendors	63.92		12,045.68
Bill	12/07/2018	181207	Northfork Electric C...	Electric meter...	2221 · Vendors	47.73		12,093.41
Bill	12/10/2018	18121...	Public Service Co.	Electric bill for...	2221 · Vendors	24.66		12,118.07
Bill	12/10/2018	18121...	Public Service Co.	Electric bill for...	2221 · Vendors	38.41		12,156.48
Bill	12/17/2018	181217	Haskell County Wat...	Water bill for ...	2221 · Vendors	18.00		12,174.48
Bill	12/18/2018	181218	Oklahoma Natural G...	Gas bill for H...	2221 · Vendors	21.23		12,195.71
Bill	12/20/2018	18122...	Public Service Co.	Electric bill for...	2221 · Vendors	38.07		12,233.78
Bill	12/20/2018	18122...	Public Service Co.	Electric bill for...	2221 · Vendors	132.58		12,366.36
Bill	12/26/2018	18122...	Public Service Co.	Electric bill for...	2221 · Vendors	86.96		12,453.32
Bill	12/27/2018	181220	Harmon Electric Ass...	Hollis rectifier	2221 · Vendors	201.07		12,654.39
Bill	12/27/2018	181227	Ochelata Utility Auth...	Water bill for ...	2221 · Vendors	145.25		12,799.64
Bill	12/30/2018	181230	Stephens Co. Rural ...	Water bill for ...	2221 · Vendors	36.00		12,835.64
Bill	12/30/2018	181230	Velma Public Works...	Garbage for V...	2221 · Vendors	100.00		12,935.64
Total 903.46 · Customer Records OK						12,968.14	32.50	12,935.64

Navitas Utility Corporation
General Ledger
As of December 31, 2018

Type	Date	Num	Name	Memo	Split	Debit	Credit	Balance
903 · Customer Records & Collection - Other								0.00
Bill	04/19/2018	M15085	Continental Utility S...	Annual maint...	2221 · Vendors	5,214.00		5,214.00
Total 903 · Customer Records & Collection - Other						5,214.00	0.00	5,214.00
Total 903 · Customer Records & Collection						76,891.27	289.34	76,601.93
904 · Bad Debt								0.00
6495 · Bad debt								0.00
Total 6495 · Bad debt								0.00
904 · Bad Debt - Other								0.00
General Journal	12/31/2018	181231		Write off Navi...	1499 · Contrac...	442,534.20		442,534.20
Total 904 · Bad Debt - Other						442,534.20	0.00	442,534.20
Total 904 · Bad Debt						442,534.20	0.00	442,534.20
908 · Customer Assistance								0.00
908.15 · Customer Assistance KY								0.00
Total 908.15 · Customer Assistance KY								0.00
908.16 · Customer Assistance TN								0.00
Total 908.16 · Customer Assistance TN								0.00
908.46 · Customer Assistance OK								0.00
General Journal	01/08/2018	180110		PL, TF, AR	5100 · Services	3,888.40		3,888.40
General Journal	01/24/2018	180124		PL, TF, AR	5100 · Services	3,840.88		7,729.28
General Journal	02/07/2018	180207		PL, TF, AR	5100 · Services	3,844.95		11,574.23
General Journal	02/19/2018	180221		PL, TF, AR	5100 · Services	3,855.63		15,429.86
General Journal	03/05/2018	180307		PL, TF, AR	5100 · Services	3,847.85		19,277.71
Bill	03/21/2018	180321	5100 Paula Lynn	payroll mistake	2221 · Vendors	100.00		19,377.71
Bill	03/21/2018	180321	5100 Tammy Fugate	payroll mistake	2221 · Vendors	100.00		19,477.71
Bill	03/21/2018	180321	5100 Athena Riff	payroll mistake	2221 · Vendors	100.00		19,577.71
General Journal	03/21/2018	180321		PL, TF, AR	5100 · Services	3,860.72		23,438.43
General Journal	04/02/2018	180321		PL, TF, AR	5100 · Services	3,853.83		27,292.26
General Journal	04/18/2018	180321		PL, TF, AR	5100 · Services	3,880.51		31,172.77
General Journal	05/02/2018	180321		PL, TF, AR	5100 · Services	3,828.04		35,000.81
General Journal	05/12/2018	180321		PL, TF, AR	5100 · Services	3,844.77		38,845.58
General Journal	05/30/2018	180321		PL, TF, AR	5100 · Services	3,825.97		42,671.55
General Journal	06/11/2018	180321		PL, TF, AR	5100 · Services	3,960.40		46,631.95
General Journal	06/25/2018	180321		PL, TF, AR	5100 · Services	3,947.55		50,579.50
General Journal	07/09/2018	180321		PL, TF, AR	5100 · Services	8,819.95		59,399.45
General Journal	07/24/2018	180321		PL, TF, AR	5100 · Services	3,967.73		63,367.18
General Journal	07/24/2018	180724		PL, TF, AR	5100 · Services	0.00		63,367.18
General Journal	08/07/2018	180321		PL, TF, AR	5100 · Services	3,888.57		67,255.75
General Journal	08/20/2018	180321		PL, TF, AR	5100 · Services	4,046.55		71,302.30
General Journal	08/31/2018	180321		PL, TF, AR	5100 · Services	3,737.62		75,039.92
General Journal	09/14/2018	180321		PL, TF, AR	5100 · Services	4,023.59		79,063.51
Bill	09/18/2018	180918	5100 Paula Lynn	SUPPLEMEN...	2221 · Vendors	152.96		79,216.47

Navitas Utility Corporation
General Ledger
As of December 31, 2018

Type	Date	Num	Name	Memo	Split	Debit	Credit	Balance
General Journal	09/30/2018	180930		PL, TF, AR	5100 · Services	3,894.84		83,111.31
General Journal	10/12/2018	180321		PL, TF, AR	5100 · Services	3,999.99		87,111.30
Bill	10/17/2018	181017	5100 Paula Lynn	SUPPLEMEN...	2221 · Vendors	239.28		87,350.58
General Journal	10/26/2018	181026		Payroll PL, T...	5100 · Services	3,919.13		91,269.71
General Journal	11/09/2018	181109		Payroll PL, T...	5100 · Services	3,997.32		95,267.03
General Journal	11/28/2018	181128		Payroll PL, T...	5100 · Services	3,894.04		99,161.07
General Journal	12/07/2018	181207		Payroll PL, T...	5100 · Services	3,893.62		103,054.69
General Journal	12/21/2018	181221		Payroll PL, T...	5100 · Services	5,205.62		108,260.31
Total 908.46 · Customer Assistance OK						108,260.31	0.00	108,260.31
908 · Customer Assistance - Other								0.00
General Journal	01/08/2018	180110		KC, TK, VK, SY	5100 · Services	4,396.90		4,396.90
General Journal	01/24/2018	180124		KC, TK, VK, SY	5100 · Services	3,880.58		8,277.48
General Journal	02/07/2018	180207		KC, TK, VK, SY	5100 · Services	4,038.88		12,316.36
General Journal	02/19/2018	180221		KC, TK, VK, SY	5100 · Services	4,075.02		16,391.38
General Journal	03/05/2018	180307		KC, TK, VK, SY	5100 · Services	4,023.21		20,414.59
Bill	03/21/2018	180321	5100 Karri Crain	payroll mistake	2221 · Vendors	100.00		20,514.59
Bill	03/21/2018	180321	5100 Trenda Kelley	payroll mistake	2221 · Vendors	100.00		20,614.59
Bill	03/21/2018	180321	5100 Valarie King	payroll mistake	2221 · Vendors	100.00		20,714.59
General Journal	03/21/2018	180321		KC, TK, VK, SY	5100 · Services	4,010.91		24,725.50
General Journal	04/02/2018	180321		KC, TK, VK,	5100 · Services	3,996.04		28,721.54
General Journal	04/18/2018	180321		KC, TK, VK,	5100 · Services	4,015.26		32,736.80
General Journal	05/02/2018	180321		KC, TK, VK,	5100 · Services	3,979.39		36,716.19
General Journal	05/12/2018	180321		KC, TK, VK,	5100 · Services	3,994.35		40,710.54
General Journal	05/30/2018	180321		KC, TK, VK,	5100 · Services	4,000.34		44,710.88
General Journal	06/11/2018	180321		KC, TK, VK,	5100 · Services	4,116.90		48,827.78
General Journal	06/25/2018	180321		KC, TK, VK,	5100 · Services	3,999.05		52,826.83
General Journal	07/09/2018	180321		KC, TK, VK,	5100 · Services	8,720.43		61,547.26
General Journal	07/24/2018	180321		KC, TK, VK	5100 · Services	4,067.36		65,614.62
General Journal	07/24/2018	180724		KC, TK, VK	5100 · Services	0.00		65,614.62
General Journal	08/07/2018	180321		KC, TK, VK	5100 · Services	4,074.70		69,689.32
General Journal	08/20/2018	180321		KC, TK, VK	5100 · Services	4,056.22		73,745.54
General Journal	08/31/2018	180321		KC, TK, VK	5100 · Services	3,880.34		77,625.88
General Journal	09/14/2018	180321		KC, TK, VK	5100 · Services	4,070.04		81,695.92
General Journal	09/30/2018	180930		KC, TK, VK	5100 · Services	4,069.50		85,765.42
General Journal	10/12/2018	180321		KC, TK, VK	5100 · Services	4,084.52		89,849.94
General Journal	10/26/2018	181026		Payroll KC, T...	5100 · Services	4,068.78		93,918.72
General Journal	11/09/2018	181109		Payroll KC, T...	5100 · Services	4,086.40		98,005.12
General Journal	11/28/2018	181128		Payroll KC, T...	5100 · Services	4,068.66		102,073.78
General Journal	12/07/2018	181207		Payroll KC, T...	5100 · Services	4,068.23		106,142.01
General Journal	12/21/2018	181221		Payroll KC, T...	5100 · Services	4,066.58		110,208.59
Total 908 · Customer Assistance - Other						110,208.59	0.00	110,208.59
Total 908 · Customer Assistance						218,468.90	0.00	218,468.90

Navitas Utility Corporation
General Ledger
As of December 31, 2018

Type	Date	Num	Name	Memo	Split	Debit	Credit	Balance
909 · Info Advertising								0.00
6460 · Company promotions								0.00
Total 6460 · Company promotions								0.00
909 · Info Advertising - Other								0.00
Total 909 · Info Advertising - Other								0.00
Total 909 · Info Advertising								0.00
920 · Administration & Gen Sales								0.00
Bill	01/03/2018		Streetmaster, LLC	Irvine vehicle,...	2221 · Vendors	1,250.00		1,250.00
Credit Card Charge	01/03/2018	180118	920 Administration ...	Repari CA sp...	2282 · Thomas...	956.20		2,206.20
General Journal	01/08/2018	180110		CR	5100 · Services	1,962.74		4,168.94
General Journal	01/12/2018	180115		RV, TH, RM, ...	5100 · Services	30,386.61		34,555.55
Credit Card Charge	01/18/2018	180209	920 Administration ...	Lunch for TH	2282 · Thomas...	27.68		34,583.23
General Journal	01/24/2018	180124		CR	5100 · Services	1,902.45		36,485.68
General Journal	01/30/2018	180201		RV, TH, RM, ...	5100 · Services	36,901.66		73,387.34
Bill	01/31/2018	63	TDH Construction	Costa Mesa v...	2221 · Vendors	1,380.00		74,767.34
Bill	02/03/2018		Streetmaster, LLC	Irvine vehicle,...	2221 · Vendors	1,250.00		76,017.34
General Journal	02/07/2018	180207		CR	5100 · Services	1,942.25		77,959.59
Credit Card Charge	02/13/2018	180219	920 Administration ...	Liner for CA tr...	2282 · Thomas...	500.00		78,459.59
General Journal	02/13/2018	180215		RV, TH, RM, ...	5100 · Services	31,123.01		109,582.60
General Journal	02/19/2018	180221		CR	5100 · Services	1,813.74		111,396.34
Credit Card Charge	02/20/2018	180309	920 Administration ...	Fuel tank for ...	2282 · Thomas...	1,485.09		112,881.43
Credit Card Charge	02/22/2018	180226	920 Administration ...	DEF for CA F...	2282 · Thomas...	22.34		112,903.77
Credit Card Charge	02/23/2018	180226	920 Administration ...	oil change for ...	2282 · Thomas...	198.66		113,102.43
Credit Card Charge	02/26/2018	180226	920 Administration ...	food for TH	2282 · Thomas...	21.29		113,123.72
Credit Card Charge	02/27/2018	180227	920 Administration ...	tires for CA s...	2282 · Thomas...	703.19		113,826.91
General Journal	02/27/2018	180301		RV, TH, RM, ...	5100 · Services	31,223.86		145,050.77
Bill	02/28/2018	64	TDH Construction	Costa Mesa v...	2221 · Vendors	1,380.00		146,430.77
Bill	03/01/2018	180301	5100 Roberto Miranda	Vehicle Trans...	2221 · Vendors	330.00		146,760.77
Bill	03/02/2018	180302	Optum	Employee HS...	2221 · Vendors	260.00		147,020.77
Bill	03/03/2018		Streetmaster, LLC	Irvine vehicle,...	2221 · Vendors	1,250.00		148,270.77
General Journal	03/05/2018	180307		CR	5100 · Services	1,882.98		150,153.75
General Journal	03/13/2018	180315		RV, TH, RM, ...	5100 · Services	30,975.64		181,129.39
Bill	03/21/2018	180321	5100 Colin Ratowski	Payroll mistake	2221 · Vendors	100.00		181,229.39
General Journal	03/21/2018	180321		CR	5100 · Services	1,895.36		183,124.75
Bill	03/22/2018	180322	Optum	Employee HS...	2221 · Vendors	20.00		183,144.75
Bill	03/29/2018	180329	5100 Roberto Miranda	Vehicle Trans...	2221 · Vendors	330.00		183,474.75
Bill	03/29/2018	180329	TDH Construction	Expense for ...	2221 · Vendors	190.00		183,664.75
Bill	03/29/2018	180419	5100 Sue Yearwood	Jan- Mar Trai...	2221 · Vendors	400.00		184,064.75
General Journal	03/29/2018	180402		RV, TH, RM, ...	5100 · Services	30,974.44		215,039.19
Bill	03/31/2018	65	TDH Construction	Costa Mesa v...	2221 · Vendors	535.00		215,574.19
Bill	03/31/2018	65	TDH Construction	Powdercoating	2221 · Vendors		460.00	215,114.19
Bill	03/31/2018	65	TDH Construction	Truck part	2221 · Vendors		120.00	214,994.19
Bill	03/31/2018	65	TDH Construction	Truck repair &...	2221 · Vendors	389.00		215,383.19
Bill	03/31/2018	65	TDH Construction	Airfare to Sac...	2221 · Vendors	194.00		215,577.19
Bill	03/31/2018	65	TDH Construction	Metal for trailer	2221 · Vendors	8.00		215,585.19
Bill	03/31/2018	65	TDH Construction	down paymen...	2221 · Vendors	50.00		215,635.19

Navitas Utility Corporation
General Ledger
As of December 31, 2018

Type	Date	Num	Name	Memo	Split	Debit	Credit	Balance
Bill	04/02/2018	018019	Saddleback Automo...	Diagnose And...	2221 · Vendors	2,332.73		217,967.92
General Journal	04/02/2018	180321		CR	5100 · Services	1,940.36		219,908.28
Bill	04/03/2018		Streetmaster, LLC	Irvine vehicle,...	2221 · Vendors	1,250.00		221,158.28
Credit Card Charge	04/09/2018	180417	920 Administration ...	Supplies for C...	2282 · Thomas...	24.30		221,182.58
Credit Card Charge	04/09/2018	180409	920 Administration ...	Supplies for C...	2282 · Thomas...	39.95		221,222.53
Credit Card Charge	04/10/2018	180417	920 Administration ...	Supplies for C...	2282 · Thomas...	29.60		221,252.13
Bill	04/13/2018	180413	Optum	Employee HS...	2221 · Vendors	70.00		221,322.13
General Journal	04/13/2018	180402		RV, TH, RM, ...	5100 · Services	32,089.80		253,411.93
Credit Card Charge	04/16/2018	180417	920 Administration ...	Supplies for C...	2282 · Thomas...	27.68		253,439.61
Credit Card Charge	04/17/2018	180417	920 Administration ...	A/C diagnosis	2282 · Thomas...	110.00		253,549.61
Bill	04/17/2018	180417	5100 Roberto Miranda	Vehicle Trans...	2221 · Vendors	670.00		254,219.61
Credit Card Charge	04/18/2018	180419	920 Administration ...	Smog for CA t...	2282 · Thomas...	50.00		254,269.61
Credit Card Charge	04/18/2018	180419	920 Administration ...	food for TH	2282 · Thomas...	30.26		254,299.87
General Journal	04/18/2018	180321		CR	5100 · Services	1,946.37		256,246.24
General Journal	04/27/2018	180402		RV, TH, RM, ...	5100 · Services	32,089.80		288,336.04
Bill	04/30/2018	66	TDH Construction	Costa Mesa v...	2221 · Vendors	330.00		288,666.04
General Journal	05/02/2018	180321		CR	5100 · Services	1,945.80		290,611.84
Bill	05/03/2018		Streetmaster, LLC	Irvine vehicle,...	2221 · Vendors	1,250.00		291,861.84
Credit Card Charge	05/03/2018	180503	887 Maintenance of ...	Food for TH	2282 · Thomas...	65.79		291,927.63
Credit Card Charge	05/03/2018	180502	920 Administration ...	NW OK trip	2293 · Noelle ...	21.39		291,949.02
Bill	05/04/2018	180504	Optum	Employee HS...	2221 · Vendors	60.00		292,009.02
General Journal	05/04/2018	180402		JIJ	5100 · Services	5,658.51		297,667.53
Credit Card Charge	05/09/2018	180509	887 Maintenance of ...	Food for TH	2282 · Thomas...	28.76		297,696.29
General Journal	05/11/2018	180402		RV, TH, RM, ...	5100 · Services	29,253.03		326,949.32
General Journal	05/12/2018	180321		CR, RM	5100 · Services	3,089.78		330,039.10
Credit Card Charge	05/15/2018	180515	920 Administration ...	*** Hoffman G...	2273 · Joseph ...	51.15		330,090.25
Credit Card Charge	05/16/2018	180516	920 Administration ...	*** IMS Irvine	2273 · Joseph ...	108.70		330,198.95
Credit Card Charge	05/16/2018	180516	920 Administration ...	*** MC Master...	2273 · Joseph ...	34.71		330,233.66
Credit Card Charge	05/18/2018	180518	920 Administration ...	*** MC Master...	2273 · Joseph ...	55.59		330,289.25
Credit Card Charge	05/21/2018	180521	920 Administration ...	*** Aaron Brot...	2273 · Joseph ...	12.11		330,301.36
Credit Card Charge	05/21/2018	180521	920 Administration ...	*** Pep Boys	2273 · Joseph ...	9.68		330,311.04
General Journal	05/30/2018	180402		RV, TH, RM, ...	5100 · Services	28,549.20		358,860.24
General Journal	05/30/2018	180321		CR, RM	5100 · Services	3,509.44		362,369.68
Bill	05/31/2018	67	TDH Construction	Costa Mesa v...	2221 · Vendors	930.00		363,299.68
Credit Card Charge	06/02/2018	180531	887 Maintenance of ...	Food for TH	2282 · Thomas...	39.75		363,339.43
Bill	06/03/2018		Streetmaster, LLC	Irvine vehicle,...	2221 · Vendors	1,250.00		364,589.43
Credit Card Charge	06/05/2018	180605	887 Maintenance of ...	Food for TH	2282 · Thomas...	88.59		364,678.02
General Journal	06/11/2018	180321		CR, RM	5100 · Services	3,826.84		368,504.86
General Journal	06/14/2018	180402		RV, TH, RM, ...	5100 · Services	28,567.34		397,072.20
Credit Card Charge	06/18/2018	180618	920 Administration ...	HUB Auto Su...	2273 · Joseph ...	39.75		397,111.95
Bill	06/22/2018	180622	Optum	Employee HS...	2221 · Vendors	390.00		397,501.95
General Journal	06/25/2018	180321		CR, RM	5100 · Services	2,715.13		400,217.08
General Journal	06/28/2018	180402		RV, TH, RM, ...	5100 · Services	36,400.22		436,617.30
Bill	06/30/2018	68	TDH Construction	Costa Mesa v...	2221 · Vendors	1,350.00		437,967.30
Bill	06/30/2018	68	TDH Construction	personal phon...	2221 · Vendors		120.00	437,847.30
Bill	07/03/2018		Streetmaster, LLC	Irvine vehicle,...	2221 · Vendors	1,250.00		439,097.30
General Journal	07/09/2018	180321		CR, RM	5100 · Services	5,432.18		444,529.48
General Journal	07/12/2018	180402		RV, TH, RM, ...	5100 · Services	28,375.79		472,905.27
Bill	07/16/2018	180716	Optum	Employee HS...	2221 · Vendors	60.00		472,965.27

Navitas Utility Corporation
General Ledger
As of December 31, 2018

Type	Date	Num	Name	Memo	Split	Debit	Credit	Balance
Credit Card Charge	07/19/2018	180719	887 Maintenance of ...	Food for TH	2282 · Thomas...	39.44		473,004.71
General Journal	07/24/2018	180321		CR, RM	5100 · Services	3,621.49		476,626.20
General Journal	07/24/2018	180724		CR, RM	5100 · Services	0.00		476,626.20
Credit Card Charge	07/30/2018	180730	887 Maintenance of ...	Food for TH	2282 · Thomas...	22.37		476,648.57
General Journal	07/30/2018	180402		RV, TH, RM, ...	5100 · Services	27,818.85		504,467.42
Bill	07/31/2018	69	TDH Construction	Costa Mesa v...	2221 · Vendors	1,380.00		505,847.42
Bill	08/03/2018		Streetmaster, LLC	Irvine vehicle,...	2221 · Vendors	1,250.00		507,097.42
General Journal	08/07/2018	180321		CR, RM	5100 · Services	4,067.45		511,164.87
Bill	08/07/2018	180807	Optum	Employee HS...	2221 · Vendors	110.00		511,274.87
General Journal	08/13/2018	180402		RV, TH, RM, ...	5100 · Services	27,765.41		539,040.28
Credit Card Charge	08/20/2018	180820	887 Maintenance of ...	Food for TH	2282 · Thomas...	41.83		539,082.11
General Journal	08/20/2018	180321		CR, RM	5100 · Services	3,807.16		542,889.27
Credit Card Charge	08/23/2018	180823	887 Maintenance of ...	Food for TH	2282 · Thomas...	44.37		542,933.64
Credit Card Charge	08/24/2018	180824	887 Maintenance of ...	Food for TH	2282 · Thomas...	56.44		542,990.08
Bill	08/27/2018	18082...	5100 Noelle Ward	Parking - Lon...	2221 · Vendors	25.00		543,015.08
Credit Card Charge	08/29/2018	180829	920 Administration ...	Food for TH	2282 · Thomas...	41.03		543,056.11
Bill	08/31/2018	70	TDH Construction	Costa Mesa v...	2221 · Vendors	1,380.00		544,436.11
General Journal	08/31/2018	180402		RV, TH, RM, ...	5100 · Services	27,815.26		572,251.37
General Journal	08/31/2018	180321		CR, RM	5100 · Services	3,843.43		576,094.80
Bill	09/03/2018		Streetmaster, LLC	Irvine vehicle,...	2221 · Vendors	1,250.00		577,344.80
Credit Card Charge	09/04/2018	180904	887 Maintenance of ...	Food for TH	2282 · Thomas...	39.45		577,384.25
Bill	09/07/2018	180907	Optum	Employee HS...	2221 · Vendors	110.00		577,494.25
Credit Card Charge	09/12/2018	180912	920 Administration ...	Food for TH	2282 · Thomas...	37.58		577,531.83
General Journal	09/14/2018	180321		CR, RM	5100 · Services	4,043.68		581,575.51
General Journal	09/14/2018	180402		RV, TH, RM, ...	5100 · Services	30,630.06		612,205.57
General Journal	09/14/2018	180323		VN		210.83		612,416.40
Credit Card Charge	09/21/2018	180921	887 Maintenance of ...	Inka Grill - dis...	2282 · Thomas...	74.33		612,490.73
Bill	09/30/2018	71	TDH Construction	Costa Mesa v...	2221 · Vendors	1,380.00		613,870.73
General Journal	09/30/2018	180402		RV, TH, RM, ...	5100 · Services	32,225.06		646,095.79
General Journal	09/30/2018	180930		CR, RM	5100 · Services	3,990.67		650,086.46
Bill	10/01/2018	181001	Optum	Employee HS...	2221 · Vendors	120.00		650,206.46
Credit Card Charge	10/04/2018	181004	920 Administration ...	MC Master Carr	2273 · Joseph ...	39.33		650,245.79
Bill	10/09/2018	181009	5100 Vanessa Novak	181009-VK	2221 · Vendors	60.60		650,306.39
General Journal	10/12/2018	180321		CR, RM	5100 · Services	4,105.74		654,412.13
General Journal	10/15/2018	180402		RV, TH, RM, ...	5100 · Services	30,440.87		684,853.00
Bill	10/25/2018	181025	Optum	Employee HS...	2221 · Vendors	70.00		684,923.00
Credit Card Charge	10/26/2018	181026	887 Maintenance of ...	Food for TH	2282 · Thomas...	28.23		684,951.23
Credit Card Charge	10/26/2018	181026	920 Administration ...	MC Master Carr	2273 · Joseph ...	22.87		684,974.10
General Journal	10/26/2018	181026		Payroll CR, RM	5100 · Services	4,295.46		689,269.56
Bill	10/31/2018	72	TDH Construction	Costa Mesa v...	2221 · Vendors	1,380.00		690,649.56
General Journal	10/31/2018	181031		Payroll RV, T...	5100 · Services	31,765.30		722,414.86
Credit Card Charge	11/01/2018	181101	887 Maintenance of ...	Food for TH	2282 · Thomas...	26.72		722,441.58
General Journal	11/09/2018	181109		Payroll CR, RM	5100 · Services	3,969.40		726,410.98
General Journal	11/13/2018	181113		Payroll RV, T...	5100 · Services	30,110.79		756,521.77
Credit Card Charge	11/26/2018	181126	920 Administration ...	MC Master Carr	2273 · Joseph ...	42.17		756,563.94
Credit Card Charge	11/28/2018	181128	887 Maintenance of ...	Food for TH	2282 · Thomas...	42.22		756,606.16
General Journal	11/28/2018	181128		Payroll CR, RM	5100 · Services	4,137.96		760,744.12
General Journal	11/28/2018	181128		Payroll RV, T...	5100 · Services	31,765.30		792,509.42
Bill	11/30/2018	73	TDH Construction	Costa Mesa v...	2221 · Vendors	1,380.00		793,889.42

Navitas Utility Corporation
General Ledger
As of December 31, 2018

Type	Date	Num	Name	Memo	Split	Debit	Credit	Balance
Bill	11/30/2018	73	TDH Construction	Car Rental	2221 · Vendors	258.74		794,148.16
Bill	11/30/2018	73	TDH Construction	Shelving Unit	2221 · Vendors	64.64		794,212.80
Bill	12/05/2018	181205	Optum	Employee HS...	2221 · Vendors	0.00		794,212.80
General Journal	12/07/2018	181207		Payroll CR, RM	5100 · Services	4,097.42		798,310.22
General Journal	12/12/2018	181212		Payroll RV, T...	5100 · Services	30,110.79		828,421.01
Bill	12/15/2018	18121...	5100 Noelle Ward	Uber x 2 - Chr...	2221 · Vendors	41.66		828,462.67
Bill	12/18/2018	181218	5100 Roberto Miranda	Flight OKC- S...	2221 · Vendors	313.80		828,776.47
Bill	12/18/2018	181218	5100 Roberto Miranda	meals	2221 · Vendors	28.95		828,805.42
Bill	12/18/2018	181218	5100 Roberto Miranda	Uber x 3	2221 · Vendors	53.31		828,858.73
Credit Card Charge	12/18/2018	181218	920 Administration ...	MC Master Carr	2273 · Joseph ...	17.39		828,876.12
Credit Card Charge	12/20/2018	181220	887 Maintenance of ...	Food for TH	2282 · Thomas...	46.65		828,922.77
General Journal	12/21/2018	181221		Payroll CR, RM	5100 · Services	4,256.25		833,179.02
Bill	12/31/2018	74	TDH Construction	Costa Mesa v...	2221 · Vendors	1,380.00		834,559.02
Bill	12/31/2018	181231	Optum	Employee HS...	2221 · Vendors	30.00		834,589.02
General Journal	12/31/2018	181231		Payroll RV, T...	5100 · Services	32,636.91		867,225.93
General Journal	12/31/2018	181231		Payroll bonus...	5100 · Services	1,659.75		868,885.68
Total 920 · Administration & Gen Sales						869,585.68	700.00	868,885.68
921 · Office Supplies								0.00
6100 · Gen exps								0.00
Total 6100 · Gen exps								0.00
6110 · Comm equip								0.00
Credit Card Charge	01/11/2018	180209	921 Office Supplies	Suppleis for C...	2291 · Ross M...	25.74		25.74
Credit Card Charge	01/17/2018	180118	921 Office Supplies	Supplies for C...	2291 · Ross M...	145.45		171.19
Credit Card Charge	01/17/2018	180118	921 Office Supplies	Supplies for C...	2291 · Ross M...	31.19		202.38
Credit Card Charge	01/22/2018	180212	921 Office Supplies	Supplies for C...	2291 · Ross M...	7.99		210.37
Credit Card Charge	01/23/2018	180212	921 Office Supplies	Supplies for C...	2291 · Ross M...	462.25		672.62
Credit Card Charge	01/31/2018	180209	921 Office Supplies	Phone for Ath...	2291 · Ross M...	162.93		835.55
Credit Card Charge	02/15/2018	180219	921 Office Supplies	AC Finity dlou...	2291 · Ross M...	129.71		965.26
Credit Card Charge	02/23/2018	180226	921 Office Supplies	Supplies for C...	2291 · Ross M...	99.96		1,065.22
Credit Card Charge	03/01/2018	180305	921 Office Supplies	Supplies for C...	2291 · Ross M...	323.24		1,388.46
Credit Card Charge	03/02/2018	180305	921 Office Supplies	Supplies for C...	2291 · Ross M...	55.85		1,444.31
Credit Card Charge	03/13/2018	180320	921 Office Supplies	Nest for RV of...	2291 · Ross M...	208.00		1,652.31
Credit Card Charge	03/28/2018	180418	921 Office Supplies	Supplies for C...	2291 · Ross M...	234.43		1,886.74
Credit Card Charge	04/23/2018	180423	921 Office Supplies	Supplies for C...	2291 · Ross M...	96.95		1,983.69
Credit Card Charge	04/23/2018	180423	921 Office Supplies	Supplies for C...	2291 · Ross M...	62.44		2,046.13
Credit Card Charge	05/15/2018	180515	921 Office Supplies	Supplies for C...	2291 · Ross M...	699.99		2,746.12
Credit Card Charge	05/29/2018	180529	921 Office Supplies	Supplies for C...	2291 · Ross M...	560.24		3,306.36
Credit Card Charge	06/05/2018	180605	921 Office Supplies	Supplies for C...	2291 · Ross M...	508.50		3,814.86
Credit Card Charge	06/12/2018	180612	921 Office Supplies	Supplies for C...	2291 · Ross M...	27.98		3,842.84
Credit Card Charge	07/03/2018	180703	921 Office Supplies	Supplies for C...	2291 · Ross M...	479.66		4,322.50
Credit Card Charge	07/03/2018	180703	921 Office Supplies	cell for TH	2282 · Thomas...	96.96		4,419.46
Credit Card Charge	07/31/2018	180731	921 Office Supplies	Supplies for C...	2291 · Ross M...	197.41		4,616.87
Credit Card Charge	08/02/2018	180731	921 Office Supplies	Supplies for C...	2291 · Ross M...	492.40		5,109.27
Credit Card Charge	08/13/2018	180813	921 Office Supplies	Supplies for C...	2291 · Ross M...	14.99		5,124.26
Credit Card Charge	08/28/2018	180828	921 Office Supplies	Supplies for C...	2291 · Ross M...	46.99		5,171.25
Credit Card Charge	08/28/2018	180828	921 Office Supplies	Supplies for C...	2291 · Ross M...	34.18		5,205.43

Navitas Utility Corporation
General Ledger
As of December 31, 2018

Type	Date	Num	Name	Memo	Split	Debit	Credit	Balance
Credit Card Charge	09/06/2018	180906	921 Office Supplies	Supplies for C...	2291 · Ross M...	35.59		5,241.02
Credit Card Charge	09/06/2018	180906ii	921 Office Supplies	Supplies for C...	2291 · Ross M...	38.76		5,279.78
Total 6110 · Comm equip						5,279.78	0.00	5,279.78
6120 · Comm serv								0.00
Bill	01/01/2018	10192...	X Stream Services	Telephone & i...	2221 · Vendors	394.29		394.29
Bill	01/01/2018	180101	Time Warner Cable	Internet for C...	2221 · Vendors	709.92		1,104.21
Bill	01/01/2018	180108	Time Warner Cable	Internet for C...	2221 · Vendors	290.56		1,394.77
Credit Card Charge	01/11/2018	180118	921 Office Supplies	Drop Cam	2291 · Ross M...	20.00		1,414.77
Credit Card Charge	01/11/2018	180212	921 Office Supplies	Dropbox	2291 · Ross M...	420.00		1,834.77
Credit Card Charge	01/20/2018	180212	921 Office Supplies	website	2291 · Ross M...	59.95		1,894.72
Credit Card Charge	01/23/2018	180212	921 Office Supplies	Office 360	2291 · Ross M...	844.51		2,739.23
Bill	01/27/2018	33397...	DirecTV	Television for ...	2221 · Vendors	138.98		2,878.21
Bill	01/28/2018	33404...	DirecTV	Television for ...	2221 · Vendors	48.99		2,927.20
Bill	01/31/2018	1801-...	Battery Backup Pow...	VOIP telepho...	2221 · Vendors	598.91		3,526.11
Bill	02/01/2018	10194...	X Stream Services	Telephone & i...	2221 · Vendors	392.02		3,918.13
Bill	02/01/2018	180208	Time Warner Cable	Internet for C...	2221 · Vendors	290.46		4,208.59
Bill	02/01/2018	180212	Time Warner Cable	Internet for C...	2221 · Vendors	713.45		4,922.04
Credit Card Charge	02/06/2018	180309	921 Office Supplies	Quickbooks E...	2282 · Thomas...	3,250.00		8,172.04
Credit Card Charge	02/09/2018	180309	921 Office Supplies	Drop Cam	2291 · Ross M...	20.00		8,192.04
Credit Card Charge	02/11/2018	180309	921 Office Supplies	Dropbox	2291 · Ross M...	420.00		8,612.04
Credit Card Charge	02/13/2018	180219	921 Office Supplies	domain hosting	2291 · Ross M...	176.96		8,789.00
Credit Card Charge	02/18/2018	180219	921 Office Supplies	website	2291 · Ross M...	59.95		8,848.95
Credit Card Charge	02/23/2018	180309	921 Office Supplies	Office 360	2291 · Ross M...	836.00		9,684.95
Bill	02/27/2018	33625...	DirecTV	Television for ...	2221 · Vendors	138.98		9,823.93
Bill	02/28/2018	33633...	DirecTV	Television for ...	2221 · Vendors	48.99		9,872.92
Bill	02/28/2018	1802-...	Battery Backup Pow...	VOIP telepho...	2221 · Vendors	590.59		10,463.51
Bill	03/01/2018	10196...	X Stream Services	Telephone & i...	2221 · Vendors	380.98		10,844.49
Bill	03/01/2018	180308	Time Warner Cable	Internet for C...	2221 · Vendors	290.59		11,135.08
Bill	03/01/2018	180308	Time Warner Cable	Internet for C...	2221 · Vendors	710.33		11,845.41
Credit Card Charge	03/09/2018	180309	921 Office Supplies	Drop Cam	2291 · Ross M...	20.00		11,865.41
Credit Card Charge	03/11/2018	180311	921 Office Supplies	Dropbox	2291 · Ross M...	420.00		12,285.41
Credit Card Charge	03/21/2018	180418	921 Office Supplies	website	2291 · Ross M...	59.95		12,345.36
Credit Card Charge	03/23/2018	180323	921 Office Supplies	Office 360	2291 · Ross M...	836.00		13,181.36
Bill	03/28/2018	33859...	DirecTV	Television for ...	2221 · Vendors	48.99		13,230.35
Bill	03/28/2018	33851...	DirecTV	Television for ...	2221 · Vendors	138.98		13,369.33
Bill	03/31/2018	1803-...	Battery Backup Pow...	VOIP telepho...	2221 · Vendors	611.24		13,980.57
Bill	04/01/2018	10198...	X Stream Services	Telephone & i...	2221 · Vendors	376.63		14,357.20
Bill	04/01/2018	180409	Time Warner Cable	Internet for C...	2221 · Vendors	224.86		14,582.06
Bill	04/01/2018	180409	Time Warner Cable	Internet for C...	2221 · Vendors	41.75		14,623.81
Credit Card Charge	04/09/2018	180409	921 Office Supplies	Drop Cam	2291 · Ross M...	20.00		14,643.81
Credit Card Charge	04/11/2018	180411	921 Office Supplies	Dropbox	2291 · Ross M...	420.00		15,063.81
Credit Card Charge	04/21/2018	180421	921 Office Supplies	website	2291 · Ross M...	59.95		15,123.76
Credit Card Charge	04/22/2018	180422	921 Office Supplies	Office 360	2291 · Ross M...	836.00		15,959.76
Bill	04/27/2018	34076...	DirecTV	Television for ...	2221 · Vendors	138.98		16,098.74
Bill	04/28/2018	34083...	DirecTV	Television for ...	2221 · Vendors	48.99		16,147.73
Bill	04/30/2018	1804-...	Battery Backup Pow...	VOIP telepho...	2221 · Vendors	559.20		16,706.93
Credit	04/30/2018		Bank 7 Credit Cards	Credit Note w...	2221 · Vendors		66.00	16,640.93

Navitas Utility Corporation
General Ledger
As of December 31, 2018

Type	Date	Num	Name	Memo	Split	Debit	Credit	Balance
Bill	04/30/2018		Bank 7 Credit Cards		2221 · Vendors	66.00		16,706.93
Bill	05/01/2018	10200...	X Stream Services	Telephone & i...	2221 · Vendors	375.05		17,081.98
Bill	05/01/2018	4368	Time Warner Cable	Internet for C...	2221 · Vendors	465.06		17,547.04
Bill	05/01/2018	3853	Time Warner Cable	Internet for C...	2221 · Vendors	179.99		17,727.03
Credit Card Charge	05/03/2018	180503	923 Outside Services	Delaware Cor...	2291 · Ross M...	300.00		18,027.03
Credit Card Charge	05/03/2018	180503	923 Outside Services	Incorp Services	2291 · Ross M...	31.00		18,058.03
Credit Card Charge	05/08/2018	180508	921 Office Supplies	DropBox	2291 · Ross M...	1.50		18,059.53
Credit Card Charge	05/09/2018	180520	921 Office Supplies	Drop Cam	2291 · Ross M...	20.00		18,079.53
Credit Card Charge	05/09/2018	180509	921 Office Supplies	PCH INTELIUS	2291 · Ross M...	4.95		18,084.48
Credit Card Charge	05/10/2018	180510	921 Office Supplies	29 licenses D...	2291 · Ross M...	580.00		18,664.48
Credit Card Charge	05/16/2018	85554...	921 Office Supplies	PST & OST ...	2291 · Ross M...	119.00		18,783.48
Credit Card Charge	05/20/2018	180520	921 Office Supplies	website	2291 · Ross M...	59.95		18,843.43
Credit Card Charge	05/23/2018	180523	921 Office Supplies	MSFT	2291 · Ross M...	868.27		19,711.70
Bill	05/27/2018	34298...	DirecTV	Television for ...	2221 · Vendors	143.23		19,854.93
Bill	05/28/2018	34305...	DirecTV	Television for ...	2221 · Vendors	68.24		19,923.17
Bill	05/31/2018	1007	Battery Backup Pow...	(4) Avira Serv...	2221 · Vendors	1,744.61		21,667.78
Bill	06/01/2018	1020 ...	X Stream Services	Telephone & i...	2221 · Vendors	375.05		22,042.83
Bill	06/01/2018	10481...	Time Warner Cable	Internet for C...	2221 · Vendors	464.91		22,507.74
Bill	06/01/2018	10481...	Time Warner Cable	Internet for C...	2221 · Vendors	179.99		22,687.73
Credit Card Charge	06/09/2018	180609	921 Office Supplies	Drop Cam	2291 · Ross M...	20.00		22,707.73
Credit Card Charge	06/11/2018	180611	921 Office Supplies	DropBox	2291 · Ross M...	500.00		23,207.73
Credit Card Charge	06/13/2018	180613	921 Office Supplies	PCH INTELIUS	2291 · Ross M...	4.95		23,212.68
Credit Card Credit	06/16/2018	180616	921 Office Supplies	PCH INTELIUS	2291 · Ross M...		4.95	23,207.73
Credit Card Charge	06/17/2018	180617	923 Outside Services	***Shutterstock	2291 · Ross M...	49.00		23,256.73
Bill	06/18/2018	1015	Battery Backup Pow...	VOIP telepho...	2221 · Vendors	535.44		23,792.17
Bill	06/20/2018	180618	X Stream Services	Telephone & i...	2221 · Vendors	2.80		23,794.97
Credit Card Charge	06/21/2018	180621	921 Office Supplies	website	2291 · Ross M...	59.95		23,854.92
Credit Card Charge	06/23/2018	180623	921 Office Supplies	***MSFT	2291 · Ross M...	858.00		24,712.92
Bill	06/27/2018	638802	DirecTV	Television for ...	2221 · Vendors	138.98		24,851.90
Bill	06/28/2018	618411	DirecTV	Television for ...	2221 · Vendors	63.99		24,915.89
Bill	06/30/2018	1029	Battery Backup Pow...	VOIP telepho...	2221 · Vendors	495.77		25,411.66
Bill	07/01/2018	10203...	X Stream Services	Telephone & i...	2221 · Vendors	380.45		25,792.11
Bill	07/01/2018	10481...	Time Warner Cable	Internet for C...	2221 · Vendors	464.91		26,257.02
Bill	07/01/2018	10481...	Time Warner Cable	Internet for C...	2221 · Vendors	179.99		26,437.01
Credit Card Charge	07/09/2018	180709	921 Office Supplies	Drop Cam	2291 · Ross M...	20.00		26,457.01
Credit Card Charge	07/10/2018	180710	921 Office Supplies	DropBox - 25 ...	2291 · Ross M...	500.00		26,957.01
Credit Card Charge	07/21/2018	180721	921 Office Supplies	website	2291 · Ross M...	59.95		27,016.96
Credit Card Charge	07/23/2018	180723	921 Office Supplies	MSFT	2291 · Ross M...	858.00		27,874.96
Bill	07/27/2018	419662	DirecTV	Television for ...	2221 · Vendors	138.98		28,013.94
Bill	07/28/2018	854621	DirecTV	Television for ...	2221 · Vendors	63.99		28,077.93
Bill	07/31/2018	1042	Battery Backup Pow...	VOIP telepho...	2221 · Vendors	483.69		28,561.62
Bill	08/01/2018	1020 ...	X Stream Services	Telephone & i...	2221 · Vendors	376.90		28,938.52
Bill	08/01/2018	10481...	Time Warner Cable	Internet for C...	2221 · Vendors	464.91		29,403.43
Bill	08/01/2018	10481...	Time Warner Cable	Internet for C...	2221 · Vendors	179.99		29,583.42
Credit Card Charge	08/01/2018	180801	921 Office Supplies	website	2291 · Ross M...	28.49		29,611.91
Credit Card Charge	08/09/2018	180809	921 Office Supplies	Drop Cam	2291 · Ross M...	20.00		29,631.91
Credit Card Charge	08/11/2018	180811	921 Office Supplies	DropBox - 25 ...	2291 · Ross M...	500.00		30,131.91
Credit Card Charge	08/21/2018	180821	921 Office Supplies	website	2291 · Ross M...	59.95		30,191.86
Bill	08/27/2018	34941...	DirecTV	Television for ...	2221 · Vendors	138.98		30,330.84

Navitas Utility Corporation
General Ledger
As of December 31, 2018

Type	Date	Num	Name	Memo	Split	Debit	Credit	Balance
Credit Card Charge	08/27/2018	180827	921 Office Supplies	***MSFT	2291 · Ross M...	893.48		31,224.32
Bill	08/28/2018	3494 ...	DirecTV	Television for ...	2221 · Vendors	63.99		31,288.31
Credit Card Charge	08/31/2018	180831	921 Office Supplies	DropBox - 25 ...	2291 · Ross M...	7.10		31,295.41
Bill	08/31/2018	1069	Battery Backup Pow...	VOIP telepho...	2221 · Vendors	469.72		31,765.13
Bill	09/01/2018	1020 ...	X Stream Services	Telephone & i...	2221 · Vendors	377.82		32,142.95
Bill	09/01/2018	10481...	Time Warner Cable	Internet for C...	2221 · Vendors	464.91		32,607.86
Bill	09/01/2018	10481...	Time Warner Cable	Internet for C...	2221 · Vendors	179.99		32,787.85
Credit Card Charge	09/09/2018	180909	921 Office Supplies	Drop Cam	2291 · Ross M...	20.00		32,807.85
Credit Card Charge	09/11/2018	180911	921 Office Supplies	DropBox - 25 ...	2291 · Ross M...	520.00		33,327.85
Credit Card Charge	09/19/2018	180919	921 Office Supplies	website	2291 · Ross M...	59.95		33,387.80
Credit Card Charge	09/23/2018	180923	921 Office Supplies	***MSFT	2291 · Ross M...	919.03		34,306.83
Bill	09/27/2018	3514 ...	DirecTV	Television for ...	2221 · Vendors	138.98		34,445.81
Bill	09/28/2018	3514 ...	DirecTV	Television for ...	2221 · Vendors	63.99		34,509.80
Bill	09/30/2018	1070	Battery Backup Pow...	VOIP telepho...	2221 · Vendors	432.34		34,942.14
Bill	09/30/2018	10481...	Time Warner Cable	Internet for C...	2221 · Vendors	179.99		35,122.13
Bill	09/30/2018	10481...	Time Warner Cable	Internet for C...	2221 · Vendors	464.91		35,587.04
Bill	10/01/2018	1020 ...	X Stream Services	Telephone & i...	2221 · Vendors	377.70		35,964.74
Credit Card Charge	10/05/2018	181005	921 Office Supplies	Drop Cam	2291 · Ross M...	0.83		35,965.57
Credit Card Charge	10/09/2018	181009	921 Office Supplies	Drop Cam	2291 · Ross M...	25.00		35,990.57
Credit Card Charge	10/09/2018	180910	921 Office Supplies	DropBox - 25 ...	2291 · Ross M...	520.00		36,510.57
Credit Card Charge	10/19/2018	181019	921 Office Supplies	website	2291 · Ross M...	59.95		36,570.52
Credit Card Charge	10/23/2018	181023	921 Office Supplies	***MSFT	2291 · Ross M...	902.00		37,472.52
Bill	10/27/2018	88115...	DirecTV	Television for ...	2221 · Vendors	138.98		37,611.50
Bill	10/28/2018	51797...	DirecTV	Television for ...	2221 · Vendors	72.16		37,683.66
Credit Card Charge	10/31/2018	181031	921 Office Supplies	America's Tire	2291 · Ross M...	432.00		38,115.66
Bill	10/31/2018	1100	Battery Backup Pow...	VOIP telepho...	2221 · Vendors	499.22		38,614.88
Bill	11/01/2018	1021 ...	X Stream Services	Telephone & i...	2221 · Vendors	377.07		38,991.95
Bill	11/01/2018	10481...	Time Warner Cable	Internet for C...	2221 · Vendors	179.99		39,171.94
Bill	11/01/2018	10481...	Time Warner Cable	Internet for C...	2221 · Vendors	464.91		39,636.85
Credit Card Charge	11/02/2018	181102	Navitas TN NG LLC	InCorp Servi...	2291 · Ross M...	168.47		39,805.32
Credit Card Charge	11/02/2018	181102	Navitas KY NG LLC	Incorp - KYNG	2291 · Ross M...	148.00		39,953.32
Credit Card Charge	11/02/2018	181102	Navitas Assets, LLC	Incorp - Assets	2291 · Ross M...	276.00		40,229.32
Credit Card Charge	11/06/2018	181106	921 Office Supplies	Incorp NUC CA	2291 · Ross M...	49.00		40,278.32
Credit Card Charge	11/09/2018	181109	Navitas Assets, LLC	registered ag...	2291 · Ross M...	50.00		40,328.32
Credit Card Charge	11/09/2018	181109	921 Office Supplies	Drop Cam	2291 · Ross M...	25.00		40,353.32
Credit Card Charge	11/11/2018	181111	921 Office Supplies	DropBox - 25 ...	2291 · Ross M...	520.00		40,873.32
Credit Card Charge	11/19/2018	181119	921 Office Supplies	website	2291 · Ross M...	59.95		40,933.27
Credit Card Charge	11/23/2018	181123	921 Office Supplies	***MSFT	2291 · Ross M...	902.00		41,835.27
Credit Card Charge	11/26/2018	181126	921 Office Supplies	***LogMein.C...	2291 · Ross M...	899.99		42,735.26
Bill	11/27/2018	88115...	DirecTV	Television for ...	2221 · Vendors	138.98		42,874.24
Bill	11/28/2018	51797...	DirecTV	Television for ...	2221 · Vendors	70.99		42,945.23
Bill	11/30/2018	1101	Battery Backup Pow...	VOIP telepho...	2221 · Vendors	482.20		43,427.43
Invoice	11/30/2018	1811K...	Navitas KY NG LLC	Incorp - KYNG	1201 · From m...		148.00	43,279.43
Bill	12/01/2018	1021 ...	X Stream Services	Telephone & i...	2221 · Vendors	380.71		43,660.14
Bill	12/01/2018	10481...	Time Warner Cable	Internet for C...	2221 · Vendors	571.44		44,231.58
Bill	12/01/2018	10481...	Time Warner Cable	Internet for C...	2221 · Vendors	179.99		44,411.57
Credit Card Charge	12/09/2018	181209	921 Office Supplies	Drop Cam	2291 · Ross M...	25.00		44,436.57
Credit Card Charge	12/11/2018	181211	921 Office Supplies	DropBox - 25 ...	2291 · Ross M...	520.00		44,956.57
Credit Card Charge	12/11/2018	181211	Navitas Assets, LLC	Assets	2291 · Ross M...	25.00		44,981.57

Navitas Utility Corporation
General Ledger
As of December 31, 2018

Type	Date	Num	Name	Memo	Split	Debit	Credit	Balance
Credit Card Charge	12/19/2018	181219	921 Office Supplies	website	2291 · Ross M...	59.95		45,041.52
Credit Card Charge	12/23/2018	181223	921 Office Supplies	***MSFT	2291 · Ross M...	925.47		45,966.99
Bill	12/27/2018	88115...	DirecTV	Television for ...	2221 · Vendors	138.98		46,105.97
Bill	12/28/2018	51797...	DirecTV	Television for ...	2221 · Vendors	70.99		46,176.96
Bill	12/31/2018	1130	Battery Backup Pow...	VOIP - Monthl...	2221 · Vendors	529.58		46,706.54
Total 6120 · Comm serv						46,925.49	218.95	46,706.54
6140 · Office consumables								0.00
Credit Card Charge	01/02/2018	180118	921 Office Supplies	Supplies for C...	2291 · Ross M...	54.90		54.90
Credit Card Charge	01/02/2018	180212	921 Office Supplies	Supplies for C...	2282 · Thomas...	13.94		68.84
Credit Card Charge	01/04/2018	180212	921 Office Supplies	Supplies for C...	2282 · Thomas...	27.99		96.83
Credit Card Charge	01/05/2018	180118	921 Office Supplies	Supplies for C...	2293 · Noelle ...	72.40		169.23
Credit Card Charge	01/08/2018	180118	921 Office Supplies	Supplies for C...	2282 · Thomas...	33.37		202.60
Credit Card Charge	01/08/2018	180212	921 Office Supplies	Supplies for C...	2282 · Thomas...	25.47		228.07
Credit Card Charge	01/09/2018	180212	921 Office Supplies	Supplies for C...	2293 · Noelle ...	54.06		282.13
Credit Card Charge	01/10/2018	180118	921 Office Supplies	Supplies for C...	2291 · Ross M...	67.96		350.09
Credit Card Charge	01/10/2018	180209	921 Office Supplies	Supplies for C...	2293 · Noelle ...	508.69		858.78
Credit Card Charge	01/10/2018	180209	921 Office Supplies	Supplies for C...	2282 · Thomas...	70.05		928.83
Bill	01/11/2018	180111	TDH Construction	Supplies for C...	2221 · Vendors	38.99		967.82
Bill	01/11/2018	39442...	Quill	Supplies for E...	2221 · Vendors	655.77		1,623.59
Credit Card Charge	01/11/2018	180209	921 Office Supplies	Suppleis for C...	2291 · Ross M...	21.51		1,645.10
Credit Card Charge	01/11/2018	180209	921 Office Supplies	Supplies for C...	2282 · Thomas...	6.78		1,651.88
Bill	01/12/2018	180112	TDH Construction	Supplies for C...	2221 · Vendors	19.36		1,671.24
Credit Card Charge	01/15/2018	180209	921 Office Supplies	Supplies for C...	2293 · Noelle ...	20.96		1,692.20
Credit Card Charge	01/16/2018	180209	921 Office Supplies	Supplies for C...	2282 · Thomas...	23.69		1,715.89
Credit Card Charge	01/16/2018	180209	921 Office Supplies	Supplies for C...	2282 · Thomas...	5.18		1,721.07
Credit Card Charge	01/18/2018	180212	921 Office Supplies	Supplies for E...	2288 · Kevin P...	12.81		1,733.88
Credit Card Charge	01/19/2018	180209	921 Office Supplies	Supplies for C...	2293 · Noelle ...	114.32		1,848.20
Credit Card Charge	01/19/2018	180209	921 Office Supplies	Supplies for C...	2282 · Thomas...	34.16		1,882.36
Credit Card Charge	01/21/2018	180209	921 Office Supplies	Supplies for C...	2282 · Thomas...	96.14		1,978.50
Credit	01/21/2018	180209	TDH Construction	Supplies for TH	2221 · Vendors		23.07	1,955.43
Credit Card Charge	01/22/2018	180209	921 Office Supplies	Supplies for C...	2282 · Thomas...	48.56		2,003.99
Credit	01/22/2018	180209	TDH Construction	Supplies for TH	2221 · Vendors		48.56	1,955.43
Credit Card Charge	01/23/2018	180209	921 Office Supplies	Supplies for C...	2293 · Noelle ...	25.24		1,980.67
Credit Card Charge	01/24/2018	180209	921 Office Supplies	Supplies for C...	2273 · Joseph ...	310.19		2,290.86
Credit Card Charge	01/25/2018	180209	921 Office Supplies	Supplies for C...	2273 · Joseph ...	200.31		2,491.17
Credit Card Credit	01/25/2018	180209	921 Office Supplies	Supplies for C...	2273 · Joseph ...		80.76	2,410.41
Credit Card Charge	01/26/2018	180212	921 Office Supplies	Supplies for C...	2293 · Noelle ...	199.01		2,609.42
Credit Card Charge	01/30/2018	180209	921 Office Supplies	Supplies for C...	2293 · Noelle ...	126.86		2,736.28
Credit Card Charge	01/30/2018	180209	921 Office Supplies	Supplies for C...	2282 · Thomas...	73.63		2,809.91
Credit Card Charge	01/31/2018	180212	921 Office Supplies	Supplies for E...	2288 · Kevin P...	137.13		2,947.04
Credit Card Credit	02/01/2018	180209	921 Office Supplies	Supplies for C...	2293 · Noelle ...		114.21	2,832.83
Credit Card Charge	02/01/2018	180209	921 Office Supplies	Supplies for C...	2282 · Thomas...	366.55		3,199.38
Credit Card Charge	02/02/2018	180209	921 Office Supplies	Supplies for C...	2282 · Thomas...	50.00		3,249.38
Credit Card Charge	02/12/2018	180219	921 Office Supplies	Supplies for C...	2291 · Ross M...	86.20		3,335.58
Credit Card Charge	02/13/2018	180309	921 Office Supplies	Supplies for C...	2282 · Thomas...	30.64		3,366.22
Credit Card Charge	02/14/2018	180219	921 Office Supplies	Supplies for C...	2291 · Ross M...	21.37		3,387.59
Credit Card Charge	02/20/2018	180226	921 Office Supplies	Supplies for C...	2291 · Ross M...	50.00		3,437.59

Navitas Utility Corporation
General Ledger
As of December 31, 2018

Type	Date	Num	Name	Memo	Split	Debit	Credit	Balance
Credit Card Charge	02/26/2018	180227	921 Office Supplies	Supplies for C...	2282 · Thomas...	13.25		3,450.84
Credit Card Charge	02/26/2018	180309	921 Office Supplies	Supplies for C...	2282 · Thomas...	13.82		3,464.66
Credit Card Charge	03/02/2018	180305	921 Office Supplies	Supplies for C...	2282 · Thomas...	38.06		3,502.72
Credit Card Charge	03/08/2018	180309	921 Office Supplies	Supplies for C...	2293 · Noelle ...	133.25		3,635.97
Bill	03/08/2018	180308	The Country Conne...	renewal paper	2221 · Vendors	30.00		3,665.97
Bill	03/08/2018	54225...	Quill	Supplies for E...	2221 · Vendors	189.38		3,855.35
Credit Card Charge	03/09/2018	180309	921 Office Supplies	Supplies for C...	2293 · Noelle ...	748.04		4,603.39
Credit Card Charge	03/09/2018	180309	921 Office Supplies	Supplies for C...	2293 · Noelle ...	25.01		4,628.40
Credit Card Charge	03/09/2018	180320	921 Office Supplies	Supplies for C...	2293 · Noelle ...	22.98		4,651.38
Bill	03/16/2018	56187...	Quill	Supplies for E...	2221 · Vendors	300.81		4,952.19
Credit Card Charge	03/16/2018	180418	921 Office Supplies	Supplies for C...	2282 · Thomas...	118.47		5,070.66
Credit Card Charge	03/18/2018	180418	921 Office Supplies	Supplies for C...	2291 · Ross M...	121.63		5,192.29
Credit Card Charge	03/19/2018	180320	921 Office Supplies	Supplies for C...	2282 · Thomas...	33.15		5,225.44
Credit Card Charge	03/19/2018	180418	921 Office Supplies	Supplies for C...	2291 · Ross M...	559.08		5,784.52
Credit Card Charge	03/20/2018	180418	921 Office Supplies	Supplies for C...	2291 · Ross M...	22.54		5,807.06
Credit Card Charge	03/23/2018	180417	921 Office Supplies	Supplies for C...	2282 · Thomas...	50.15		5,857.21
Credit Card Charge	03/23/2018	180418	921 Office Supplies	Supplies for C...	2293 · Noelle ...	11.48		5,868.69
Credit Card Charge	03/26/2018	180418	921 Office Supplies	Supplies for C...	2282 · Thomas...	16.99		5,885.68
Credit Card Charge	03/26/2018	180326	921 Office Supplies	Supplies for C...	2295 · Colin R...	194.33		6,080.01
Check	03/27/2018	CASH	921 Office Supplies	Supplies for E...	1183 · Cash Dr...	7.00		6,087.01
Credit Card Charge	03/28/2018	180418	921 Office Supplies	Supplies for C...	2291 · Ross M...	25.04		6,112.05
Credit Card Charge	03/28/2018	180418	921 Office Supplies	Supplies for C...	2282 · Thomas...	192.74		6,304.79
Credit Card Charge	04/02/2018	180417	921 Office Supplies	Supplies for C...	2282 · Thomas...	33.90		6,338.69
Bill	04/02/2018	10170	Dirt Road Graphics	Supplies for E...	2221 · Vendors	84.80		6,423.49
Credit Card Charge	04/06/2018	180418	921 Office Supplies	Supplies for C...	2293 · Noelle ...	64.13		6,487.62
Credit Card Charge	04/06/2018	180418	921 Office Supplies	Supplies for C...	2293 · Noelle ...	876.27		7,363.89
Credit Card Charge	04/09/2018	180418	921 Office Supplies	Supplies for C...	2293 · Noelle ...	10.76		7,374.65
Credit Card Charge	04/09/2018	180418	921 Office Supplies	Supplies for C...	2295 · Colin R...	15.02		7,389.67
Credit Card Charge	04/09/2018	180409	921 Office Supplies	Supplies for C...	2295 · Colin R...	65.50		7,455.17
Credit Card Charge	04/11/2018	180411	921 Office Supplies	Supplies for C...	2295 · Colin R...	20.37		7,475.54
Credit Card Charge	04/13/2018	180418	921 Office Supplies	Supplies for C...	2295 · Colin R...	67.92		7,543.46
Credit Card Charge	04/14/2018	180414	921 Office Supplies	vacuum wet/d...	2290 · Scott K...	82.48		7,625.94
Credit Card Charge	04/16/2018	180418	921 Office Supplies	Supplies for C...	2293 · Noelle ...	15.06		7,641.00
Credit Card Charge	04/16/2018	180416	921 Office Supplies	Supplies for E...	2278 · Trenton...	8.14		7,649.14
Bill	04/17/2018	64216...	Quill	Supplies for E...	2221 · Vendors	549.73		8,198.87
Credit Card Charge	04/17/2018	180417	921 Office Supplies	Supplies for C...	2295 · Colin R...	159.34		8,358.21
Credit Card Charge	04/18/2018	180419	921 Office Supplies	Supplies for C...	2293 · Noelle ...	20.21		8,378.42
Credit Card Charge	04/19/2018	180419	921 Office Supplies	Supplies for E...	2278 · Trenton...	45.56		8,423.98
Credit Card Charge	04/19/2018	180419	921 Office Supplies	Supplies for C...	2295 · Colin R...	7.56		8,431.54
Credit Card Charge	04/19/2018	180419	921 Office Supplies	Supplies for C...	2282 · Thomas...	55.84		8,487.38
Credit Card Charge	04/20/2018	180420	921 Office Supplies	Supplies for C...	2295 · Colin R...	42.46		8,529.84
Credit Card Charge	04/20/2018	180420	921 Office Supplies	Supplies for C...	2295 · Colin R...	45.00		8,574.84
Credit Card Charge	04/20/2018	180424	921 Office Supplies	Supplies for C...	2295 · Colin R...	22.00		8,596.84
Credit Card Charge	04/20/2018	180420	921 Office Supplies	Supplies for C...	2282 · Thomas...	43.32		8,640.16
Credit Card Charge	04/20/2018	180420	921 Office Supplies	Supplies for C...	2282 · Thomas...	55.95		8,696.11
Check	04/20/2018	CASH	921 Office Supplies	Supplies for E...	1183 · Cash Dr...	6.00		8,702.11
Credit Card Charge	04/23/2018	180423	921 Office Supplies	Supplies for C...	2295 · Colin R...	26.40		8,728.51
Credit Card Charge	04/24/2018	180424	921 Office Supplies	Supplies for C...	2295 · Colin R...	26.94		8,755.45
Credit Card Charge	04/24/2018	180424	921 Office Supplies	Supplies for C...	2295 · Colin R...	100.00		8,855.45

Navitas Utility Corporation
General Ledger
As of December 31, 2018

Type	Date	Num	Name	Memo	Split	Debit	Credit	Balance
Bill	04/26/2018	66606...	Quill	Supplies for E...	2221 · Vendors	186.80		9,042.25
Credit Card Charge	04/30/2018	180430	921 Office Supplies	Supplies for C...	2282 · Thomas...	8.61		9,050.86
Credit Card Charge	05/02/2018	180502	921 Office Supplies	Supplies for C...	2293 · Noelle ...	113.11		9,163.97
Credit Card Charge	05/03/2018	180501	921 Office Supplies	Supplies for C...	2293 · Noelle ...	122.79		9,286.76
Credit Card Charge	05/09/2018	180509	921 Office Supplies	Supplies for C...	2291 · Ross M...	436.39		9,723.15
Credit Card Charge	05/09/2018	180509	921 Office Supplies	Supplies for C...	2282 · Thomas...	39.95		9,763.10
Credit Card Charge	05/10/2018	180510	921 Office Supplies	Supplies for C...	2293 · Noelle ...	18.75		9,781.85
Credit Card Charge	05/11/2018	93795	921 Office Supplies	Supplies for C...	2295 · Colin R...	157.50		9,939.35
Credit Card Charge	05/12/2018	180512	921 Office Supplies	Supplies for C...	2295 · Colin R...	140.06		10,079.41
Credit Card Charge	05/14/2018	34144...	921 Office Supplies	Supplies for C...	2282 · Thomas...	136.15		10,215.56
Credit Card Charge	05/17/2018	180517	921 Office Supplies	Supplies for C...	2295 · Colin R...	82.38		10,297.94
Credit Card Charge	05/18/2018	180518	921 Office Supplies	Supplies for C...	2293 · Noelle ...	123.86		10,421.80
Credit Card Charge	05/21/2018	018073	921 Office Supplies	Supplies for C...	2295 · Colin R...	79.34		10,501.14
Bill	05/21/2018	36-29...	Quill	Supplies for E...	2221 · Vendors	293.03		10,794.17
Credit Card Charge	05/21/2018	180521	921 Office Supplies	Supplies for C...	2295 · Colin R...	73.44		10,867.61
Credit Card Charge	05/21/2018	180521	921 Office Supplies	Supplies for C...	2295 · Colin R...	30.05		10,897.66
Credit Card Charge	05/22/2018	180522	921 Office Supplies	Supplies for C...	2293 · Noelle ...	7.53		10,905.19
Credit Card Charge	05/22/2018	180522	921 Office Supplies	Supplies for E...	2276 · Trenda ...	122.69		11,027.88
Credit Card Charge	05/25/2018	180525	921 Office Supplies	Supplies for E...	2276 · Trenda ...	71.94		11,099.82
Credit Card Charge	05/27/2018	180527	921 Office Supplies	Supplies for E...	2276 · Trenda ...	81.59		11,181.41
Credit Card Charge	05/29/2018	180529	921 Office Supplies	Supplies for C...	2293 · Noelle ...	11.58		11,192.99
Credit Card Charge	05/30/2018	180530	921 Office Supplies	Supplies for C...	2295 · Colin R...	33.98		11,226.97
Credit Card Charge	05/31/2018	180531	921 Office Supplies	Supplies for C...	2295 · Colin R...	129.22		11,356.19
Credit Card Charge	05/31/2018	180531	921 Office Supplies	Supplies for E...	2276 · Trenda ...	49.26		11,405.45
Credit Card Charge	06/01/2018	180601	921 Office Supplies	Supplies for E...	2286 · Darrel ...	117.99		11,523.44
Credit Card Charge	06/04/2018	180604	921 Office Supplies	Supplies for C...	2293 · Noelle ...	18.31		11,541.75
Credit Card Charge	06/05/2018	180605	921 Office Supplies	Supplies for C...	2295 · Colin R...	77.84		11,619.59
Credit Card Charge	06/06/2018	180606	921 Office Supplies	Supplies for C...	2293 · Noelle ...	11.94		11,631.53
Bill	06/07/2018	16496	Quill	Supplies for E...	2221 · Vendors	96.09		11,727.62
Bill	06/07/2018	16497	Quill	Supplies for E...	2221 · Vendors	126.38		11,854.00
Bill	06/07/2018	16498	Quill	Supplies for E...	2221 · Vendors	16.71		11,870.71
Bill	06/13/2018	12756	Quill	Supplies for E...	2221 · Vendors	247.87		12,118.58
Bill	06/13/2018	12757	Quill	Supplies for E...	2221 · Vendors	5.01		12,123.59
Credit Card Charge	06/15/2018	180615	921 Office Supplies	Supplies for C...	2273 · Joseph ...	14.28		12,137.87
Credit Card Charge	06/18/2018	180618	921 Office Supplies	Supplies for C...	2273 · Joseph ...	22.30		12,160.17
Credit Card Charge	06/19/2018	180619	921 Office Supplies	Supplies for C...	2273 · Joseph ...	98.45		12,258.62
Bill	06/19/2018	061918	Quill	Supplies for E...	2221 · Vendors	49.00		12,307.62
Check	06/19/2018	CASH	921 Office Supplies	Supplies for E...	1183 · Cash Dr...	10.65		12,318.27
Credit Card Charge	06/20/2018	180620	921 Office Supplies	Supplies for C...	2293 · Noelle ...	35.88		12,354.15
Credit Card Charge	06/21/2018	180621	921 Office Supplies	Supplies for C...	2293 · Noelle ...	123.97		12,478.12
Credit Card Charge	06/25/2018	180625	921 Office Supplies	Supplies for C...	2295 · Colin R...	45.24		12,523.36
Credit Card Charge	06/25/2018	180625	921 Office Supplies	Supplies for C...	2293 · Noelle ...	28.00		12,551.36
Credit Card Charge	06/25/2018	180625	921 Office Supplies	Supplies for C...	2295 · Colin R...	37.33		12,588.69
Check	06/26/2018	CASH	921 Office Supplies	Supplies for E...	1183 · Cash Dr...	100.00		12,688.69
Credit Card Charge	06/26/2018	180626	921 Office Supplies	Supplies for C...	2295 · Colin R...	22.22		12,710.91
Bill	06/26/2018	04-28...	Quill	Supplies for E...	2221 · Vendors	302.69		13,013.60
Check	06/27/2018	CASH	921 Office Supplies	Supplies for E...	1183 · Cash Dr...	8.00		13,021.60
Credit Card Charge	06/29/2018	180629	921 Office Supplies	Supplies for CM	2293 · Noelle ...	17.49		13,039.09
Credit Card Charge	07/03/2018	180703	921 Office Supplies	Supplies for CM	2293 · Noelle ...	43.09		13,082.18

Navitas Utility Corporation
General Ledger
As of December 31, 2018

Type	Date	Num	Name	Memo	Split	Debit	Credit	Balance
Credit Card Charge	07/10/2018	180710	921 Office Supplies	Supplies for C...	2295 · Colin R...	59.73		13,141.91
Credit Card Charge	07/12/2018	180712	921 Office Supplies	Supplies for E...	2276 · Trenda ...	92.92		13,234.83
Credit Card Charge	07/12/2018	180712	921 Office Supplies	Supplies for C...	2295 · Colin R...	71.63		13,306.46
Check	07/13/2018	CASH	921 Office Supplies	Supplies for E...	1183 · Cash Dr...	54.73		13,361.19
Credit Card Charge	07/15/2018	180715	921 Office Supplies	Supplies for E...	2276 · Trenda ...	55.74		13,416.93
Bill	07/16/2018	61634	Allegra Printing & Im...	Envelopes for...	2221 · Vendors	159.63		13,576.56
Credit Card Charge	07/17/2018	180717	921 Office Supplies	Supplies for C...	2295 · Colin R...	50.30		13,626.86
Credit Card Charge	07/17/2018	180718	921 Office Supplies	Supplies for C...	2295 · Colin R...	100.00		13,726.86
Bill	07/17/2018	180717	5100 Colin Ratowski	2 8800-22 ho...	2221 · Vendors	6.46		13,733.32
Credit Card Charge	07/17/2018	180717	921 Office Supplies	Supplies for C...	2295 · Colin R...	11.82		13,745.14
Credit Card Charge	07/19/2018	180719	921 Office Supplies	Supplies for CM	2293 · Noelle ...	16.35		13,761.49
Credit Card Charge	07/19/2018	180719	921 Office Supplies	Supplies for E...	2286 · Darrel ...	64.33		13,825.82
Credit Card Charge	07/20/2018	180720	921 Office Supplies	Supplies for CM	2293 · Noelle ...	30.00		13,855.82
Credit Card Charge	07/20/2018	180720	921 Office Supplies	Supplies for C...	2293 · Noelle ...	125.60		13,981.42
Credit Card Charge	07/20/2018	180720	921 Office Supplies	Supplies for C...	2295 · Colin R...	63.32		14,044.74
Credit Card Charge	07/23/2018	180723	921 Office Supplies	Supplies for C...	2293 · Noelle ...	44.52		14,089.26
Credit Card Charge	07/24/2018	180724	921 Office Supplies	Supplies for C...	2295 · Colin R...	100.00		14,189.26
Credit Card Charge	07/24/2018	180724	921 Office Supplies	Supplies for C...	2295 · Colin R...	12.00		14,201.26
Credit Card Charge	07/24/2018	180724	921 Office Supplies	Supplies for C...	2293 · Noelle ...	1.70		14,202.96
Credit Card Charge	07/26/2018	180726	921 Office Supplies	Supplies for C...	2295 · Colin R...	71.47		14,274.43
Bill	07/27/2018	88977...	Quill	Supplies for E...	2221 · Vendors	685.35		14,959.78
Credit Card Charge	07/29/2018	180729	921 Office Supplies	Supplies for C...	2295 · Colin R...	20.19		14,979.97
Credit Card Charge	07/30/2018	180730	921 Office Supplies	Supplies for C...	2295 · Colin R...	25.98		15,005.95
Credit Card Charge	07/30/2018	180730	921 Office Supplies	Supplies for C...	2295 · Colin R...	58.69		15,064.64
Credit Card Charge	08/02/2018	180802	921 Office Supplies	Supplies for C...	2273 · Joseph ...	28.98		15,093.62
Credit Card Charge	08/02/2018	180802	921 Office Supplies	Supplies for E...	2286 · Darrel ...	17.05		15,110.67
Bill	08/02/2018	90221...	Quill	Supplies for E...	2221 · Vendors	200.54		15,311.21
Credit Card Charge	08/07/2018	180807	921 Office Supplies	Valero - diese...	2291 · Ross M...	99.63		15,410.84
Check	08/09/2018	CASH	921 Office Supplies	Supplies for E...	1183 · Cash Dr...	10.86		15,421.70
Credit Card Charge	08/09/2018	180809	921 Office Supplies	Supplies for C...	2293 · Noelle ...	109.31		15,531.01
Credit Card Charge	08/10/2018	180810	921 Office Supplies	Supplies for E...	2286 · Darrel ...	3.30		15,534.31
Credit Card Charge	08/13/2018	180813	921 Office Supplies	Supplies for C...	2293 · Noelle ...	116.00		15,650.31
Credit Card Charge	08/13/2018	180813	921 Office Supplies	Supplies for E...	2278 · Trenton...	16.34		15,666.65
Credit Card Charge	08/14/2018	180814	921 Office Supplies	Supplies for C...	2293 · Noelle ...	28.37		15,695.02
Credit Card Charge	08/14/2018	180814	921 Office Supplies	Supplies for C...	2293 · Noelle ...	3.73		15,698.75
Credit Card Charge	08/15/2018	180815	921 Office Supplies	Supplies for C...	2295 · Colin R...	49.97		15,748.72
Credit Card Charge	08/15/2018	180815	921 Office Supplies	Supplies for C...	2295 · Colin R...	70.71		15,819.43
Credit Card Charge	08/15/2018	180815	921 Office Supplies	Supplies for C...	2293 · Noelle ...	67.34		15,886.77
Bill	08/16/2018	93964...	Quill	Supplies for E...	2221 · Vendors	131.87		16,018.64
Credit Card Charge	08/16/2018	180816	921 Office Supplies	Supplies for C...	2295 · Colin R...	42.82		16,061.46
Credit Card Charge	08/18/2018	180818	921 Office Supplies	Suppleis for C...	2273 · Joseph ...	28.88		16,090.34
Credit Card Charge	08/18/2018	180818	921 Office Supplies	Supplies for C...	2293 · Noelle ...	43.09		16,133.43
Credit Card Charge	08/20/2018	180820	921 Office Supplies	Supplies for E...	2273 · Joseph ...	31.50		16,164.93
Credit Card Charge	08/20/2018	180820	921 Office Supplies	Suppleis for C...	2273 · Joseph ...	23.75		16,188.68
Credit Card Charge	08/20/2018	180820	921 Office Supplies	Suppleis for E...	2273 · Joseph ...	53.72		16,242.40
Credit Card Charge	08/21/2018	180821	921 Office Supplies	Supplies for C...	2295 · Colin R...	28.07		16,270.47
Credit Card Charge	08/22/2018	180822	921 Office Supplies	Supplies for C...	2291 · Ross M...	74.81		16,345.28
Credit Card Credit	08/22/2018	180822	921 Office Supplies	Supplies for C...	2291 · Ross M...		74.81	16,270.47
Credit Card Charge	08/22/2018	180822	921 Office Supplies	Supplies for C...	2291 · Ross M...	501.45		16,771.92

Navitas Utility Corporation
General Ledger
As of December 31, 2018

Type	Date	Num	Name	Memo	Split	Debit	Credit	Balance
Bill	08/24/2018	96340...	Quill	Supplies for E...	2221 · Vendors	118.07		16,889.99
Bill	08/24/2018	96459...	Quill	Supplies for E...	2221 · Vendors	62.13		16,952.12
Bill	08/26/2018	96950...	Quill	Supplies for E...	2221 · Vendors	371.51		17,323.63
Credit Card Charge	08/28/2018	180828	921 Office Supplies	Supplies for C...	2295 · Colin R...	23.21		17,346.84
Bill	08/28/2018	97057...	Quill	Supplies for E...	2221 · Vendors	37.09		17,383.93
Bill	08/28/2018	97237...	Quill	Supplies for E...	2221 · Vendors	211.50		17,595.43
Credit Card Charge	08/29/2018	180829	921 Office Supplies	Supplies for C...	2295 · Colin R...	237.43		17,832.86
Credit Card Charge	08/29/2018	180829	921 Office Supplies	Supplies for E...	2278 · Trenton...	6.28		17,839.14
Credit Card Charge	08/31/2018	180831	921 Office Supplies	Supplies for C...	2291 · Ross M...	1,150.00		18,989.14
Credit Card Charge	09/03/2018	180831	921 Office Supplies	Supplies for C...	2293 · Noelle ...	18.49		19,007.63
Credit Card Charge	09/03/2018	180831	921 Office Supplies	Supplies for C...	2293 · Noelle ...	27.98		19,035.61
Credit Card Charge	09/04/2018	180904	921 Office Supplies	Supplies for C...	2291 · Ross M...	322.17		19,357.78
Check	09/04/2018	CASH	921 Office Supplies	Supplies for E...	1183 · Cash Dr...	100.00		19,457.78
Credit Card Charge	09/05/2018	180905	921 Office Supplies	Supplies for C...	2295 · Colin R...	25.98		19,483.76
Credit Card Charge	09/05/2018	180905	921 Office Supplies	Supplies for C...	2295 · Colin R...	16.45		19,500.21
Credit Card Charge	09/05/2018	180905	921 Office Supplies	Supplies for C...	2282 · Thomas...	60.30		19,560.51
Credit Card Charge	09/05/2018	180904	921 Office Supplies	Supplies for C...	2295 · Colin R...	133.26		19,693.77
Credit Card Charge	09/06/2018	180906	921 Office Supplies	Supplies for C...	2295 · Colin R...	24.26		19,718.03
Credit Card Charge	09/06/2018	180906ii	921 Office Supplies	Supplies for C...	2295 · Colin R...	100.00		19,818.03
Credit Card Charge	09/06/2018	180906	921 Office Supplies	Supplies for C...	2295 · Colin R...	59.86		19,877.89
Credit Card Charge	09/06/2018	180906	921 Office Supplies	Supplies for C...	2282 · Thomas...	25.00		19,902.89
Credit Card Charge	09/06/2018	180906	921 Office Supplies	Supplies for C...	2295 · Colin R...	37.38		19,940.27
Credit	09/07/2018	329303	Quill	Supplies for E...	2221 · Vendors		22.44	19,917.83
Credit Card Charge	09/09/2018	181009	921 Office Supplies	Supplies for C...	2293 · Noelle ...	21.99		19,939.82
Credit Card Charge	09/10/2018	180910	921 Office Supplies	Supplies for C...	2295 · Colin R...	29.80		19,969.62
Credit Card Charge	09/12/2018	180912	921 Office Supplies	Supplies for C...	2293 · Noelle ...	107.74		20,077.36
Credit Card Charge	09/12/2018	180912	921 Office Supplies	Supplies for C...	2293 · Noelle ...	116.80		20,194.16
Credit Card Charge	09/13/2018	180913	921 Office Supplies	Supplies for C...	2295 · Colin R...	45.33		20,239.49
Credit Card Charge	09/13/2018	180913	921 Office Supplies	Supplies for E...	2286 · Darrel ...	23.65		20,263.14
Credit Card Charge	09/14/2018	180914	921 Office Supplies	Supplies for C...	2282 · Thomas...	24.88		20,288.02
Credit Card Charge	09/15/2018	180915	921 Office Supplies	Supplies for C...	2293 · Noelle ...	19.38		20,307.40
Credit Card Charge	09/17/2018	180917	921 Office Supplies	Supplies for C...	2295 · Colin R...	45.70		20,353.10
Credit Card Charge	09/17/2018	180917	921 Office Supplies	Supplies for C...	2273 · Joseph ...	80.03		20,433.13
Bill	09/17/2018	12219...	Quill	Supplies for E...	2221 · Vendors	39.83		20,472.96
Credit Card Charge	09/18/2018	180918	921 Office Supplies	Supplies for C...	2273 · Joseph ...	27.51		20,500.47
Credit Card Charge	09/19/2018	180919	921 Office Supplies	Supplies for E...	2278 · Trenton...	21.97		20,522.44
Credit Card Charge	09/19/2018	35063...	921 Office Supplies	Supplies for C...	2282 · Thomas...	85.89		20,608.33
Credit Card Charge	09/21/2018	180921	921 Office Supplies	Supplies for C...	2293 · Noelle ...	47.55		20,655.88
Credit Card Charge	09/21/2018	180921	921 Office Supplies	Supplies for C...	2293 · Noelle ...	56.43		20,712.31
Credit Card Charge	09/21/2018	180921	921 Office Supplies	Supplies for E...	2278 · Trenton...	10.86		20,723.17
Credit Card Charge	09/24/2018	180924	921 Office Supplies	Supplies for C...	2295 · Colin R...	3.22		20,726.39
Bill	09/28/2018	15520	Quill	Supplies for E...	2221 · Vendors	533.96		21,260.35
Credit Card Charge	10/01/2018	181001	921 Office Supplies	Supplies for C...	2293 · Noelle ...	151.27		21,411.62
Credit Card Charge	10/01/2018	181001	921 Office Supplies	Supplies for C...	2295 · Colin R...	32.77		21,444.39
Credit Card Charge	10/02/2018	181002	921 Office Supplies	Supplies for C...	2295 · Colin R...	28.34		21,472.73
Credit Card Charge	10/02/2018	181002	921 Office Supplies	Supplies for C...	2291 · Ross M...	16.49		21,489.22
Credit Card Charge	10/03/2018	181003	921 Office Supplies	Supplies for C...	2282 · Thomas...	63.53		21,552.75
Credit Card Charge	10/03/2018	181003	921 Office Supplies	Supplies for E...	2276 · Trenda ...	32.94		21,585.69
Bill	10/03/2018	10461	Dirt Road Graphics	Supplies for E...	2221 · Vendors	353.69		21,939.38

Navitas Utility Corporation
General Ledger
As of December 31, 2018

Type	Date	Num	Name	Memo	Split	Debit	Credit	Balance
Bill	10/03/2018	20175	Quill	Supplies for E...	2221 · Vendors	491.77		22,431.15
Credit Card Charge	10/04/2018	181004	921 Office Supplies	Supplies for C...	2295 · Colin R...	100.00		22,531.15
Credit Card Charge	10/04/2018	181004	921 Office Supplies	Supplies for C...	2295 · Colin R...	49.53		22,580.68
Credit Card Charge	10/05/2018	181005	921 Office Supplies	Supplies for C...	2293 · Noelle ...	42.00		22,622.68
Credit Card Charge	10/05/2018	181005	921 Office Supplies	Supplies for C...	2293 · Noelle ...	103.69		22,726.37
Credit Card Charge	10/08/2018	181108	921 Office Supplies	Supplies for E...	2273 · Joseph ...	29.34		22,755.71
Credit Card Charge	10/09/2018	181009	921 Office Supplies	Supplies for C...	2293 · Noelle ...	9.89		22,765.60
Credit Card Charge	10/09/2018	181009	921 Office Supplies	Supplies for C...	2295 · Colin R...	24.86		22,790.46
Credit Card Charge	10/09/2018	181009	921 Office Supplies	Supplies for C...	2295 · Colin R...	195.00		22,985.46
Credit Card Charge	10/10/2018	181010	921 Office Supplies	Supplies for C...	2293 · Noelle ...	187.87		23,173.33
Credit Card Charge	10/10/2018	181010	921 Office Supplies	Supplies for C...	2295 · Colin R...	65.14		23,238.47
Credit Card Charge	10/10/2018	181010	921 Office Supplies	Supplies for C...	2293 · Noelle ...	230.00		23,468.47
Bill	10/11/2018	18800...	Quill	Supplies for E...	2221 · Vendors	70.65		23,539.12
Credit Card Charge	10/13/2018	181013	921 Office Supplies	Supplies for C...	2293 · Noelle ...	80.19		23,619.31
Credit Card Charge	10/13/2018	181013	921 Office Supplies	Supplies for C...	2282 · Thomas...	36.20		23,655.51
Credit Card Charge	10/15/2018	181015	921 Office Supplies	Supplies for C...	2293 · Noelle ...	25.21		23,680.72
Credit Card Charge	10/16/2018	181016	921 Office Supplies	Supplies for C...	2295 · Colin R...	20.57		23,701.29
Credit Card Charge	10/16/2018	181016	921 Office Supplies	Th flight to OK	2282 · Thomas...	133.61		23,834.90
Credit Card Charge	10/17/2018	181017	921 Office Supplies	Supplies for C...	2295 · Colin R...	17.00		23,851.90
Credit Card Charge	10/17/2018	181017	921 Office Supplies	Supplies for C...	2295 · Colin R...	35.31		23,887.21
Bill	10/17/2018	20257...	Quill	Supplies for E...	2221 · Vendors	18.43		23,905.64
Credit Card Charge	10/17/2018	181017	921 Office Supplies	Supplies for E...	2276 · Trenda ...	17.75		23,923.39
Credit Card Charge	10/22/2018	181022	921 Office Supplies	Supplies for C...	2282 · Thomas...	24.75		23,948.14
Credit Card Charge	10/22/2018	181022	921 Office Supplies	Supplies for C...	2295 · Colin R...	96.96		24,045.10
Credit Card Charge	10/23/2018	181023	921 Office Supplies	Supplies for C...	2295 · Colin R...	31.24		24,076.34
Credit Card Charge	10/23/2018	181023	921 Office Supplies	Supplies for E...	2286 · Darrel ...	13.15		24,089.49
Credit Card Charge	10/24/2018	181024	921 Office Supplies	Supplies for C...	2295 · Colin R...	80.61		24,170.10
Credit Card Charge	10/26/2018	181026	921 Office Supplies	Supplies for C...	2295 · Colin R...	28.18		24,198.28
Credit Card Charge	10/26/2018	181026	921 Office Supplies	Supplies for C...	2295 · Colin R...	88.04		24,286.32
Credit Card Charge	10/29/2018	181029	921 Office Supplies	Supplies for C...	2295 · Colin R...	9.78		24,296.10
Credit Card Charge	10/29/2018	181029	921 Office Supplies	Supplies for C...	2295 · Colin R...	13.57		24,309.67
Check	10/30/2018	CASH	921 Office Supplies	Supplies for E...	1183 · Cash Dr...	23.93		24,333.60
Credit Card Charge	10/30/2018	181030	921 Office Supplies	Supplies for C...	2295 · Colin R...	124.77		24,458.37
Credit Card Charge	10/30/2018	181030	921 Office Supplies	Supplies for C...	2273 · Joseph ...	27.34		24,485.71
Credit Card Charge	10/30/2018	181030	921 Office Supplies	Supplies for C...	2295 · Colin R...	9.34		24,495.05
Bill	10/30/2018	23508...	Quill	Supplies for E...	2221 · Vendors	48.68		24,543.73
Credit Card Charge	11/01/2018	181101	921 Office Supplies	Supplies for C...	2273 · Joseph ...	18.64		24,562.37
Credit Card Charge	11/02/2018	181102	921 Office Supplies	Supplies for C...	2295 · Colin R...	15.07		24,577.44
Credit Card Charge	11/02/2018	181102	921 Office Supplies	Supplies for C...	2293 · Noelle ...	24.98		24,602.42
Credit Card Charge	11/05/2018	181105	921 Office Supplies	Supplies for C...	2293 · Noelle ...	8.18		24,610.60
Credit Card Charge	11/05/2018	181105	921 Office Supplies	Supplies for C...	2273 · Joseph ...	18.57		24,629.17
Credit Card Charge	11/05/2018	181119	921 Office Supplies	Supplies for C...	2293 · Noelle ...	41.40		24,670.57
Bill	11/05/2018	24906...	Quill	Supplies for E...	2221 · Vendors	347.07		25,017.64
Credit Card Charge	11/06/2018	181106	921 Office Supplies	Supplies for C...	2293 · Noelle ...	37.00		25,054.64
Credit Card Charge	11/06/2018	181106	921 Office Supplies	Supplies for C...	2293 · Noelle ...	44.21		25,098.85
Bill	11/07/2018	25695...	Quill	Supplies for E...	2221 · Vendors	74.03		25,172.88
Bill	11/08/2018	25806...	Quill	Supplies for E...	2221 · Vendors	271.38		25,444.26
Bill	11/09/2018	9552	Clutches Unlimited	RAM 3500 Cl...	2221 · Vendors	383.18		25,827.44
Credit Card Charge	11/12/2018	181112	921 Office Supplies	Supplies for C...	2295 · Colin R...	80.33		25,907.77

Navitas Utility Corporation
General Ledger
As of December 31, 2018

Type	Date	Num	Name	Memo	Split	Debit	Credit	Balance
Bill	11/12/2018	61836	Allegra Printing & Im...	Busisness Ca...	2221 · Vendors	104.52		26,012.29
Credit Card Charge	11/13/2018	181113	921 Office Supplies	Supplies for C...	2295 · Colin R...	27.10		26,039.39
Credit Card Charge	11/13/2018	181113	921 Office Supplies	Supplies for C...	2295 · Colin R...	15.40		26,054.79
Check	11/14/2018	CASH	921 Office Supplies	Supplies for E...	1183 · Cash Dr...	100.00		26,154.79
Credit Card Charge	11/14/2018	181114	921 Office Supplies	Supplies for C...	2295 · Colin R...	87.93		26,242.72
Credit Card Charge	11/14/2018	181114	921 Office Supplies	Supplies for C...	2295 · Colin R...	16.22		26,258.94
Credit Card Charge	11/19/2018	181118	921 Office Supplies	Supplies for C...	2293 · Noelle ...	9.99		26,268.93
Credit Card Charge	11/19/2018	181119	921 Office Supplies	Supplies for C...	2293 · Noelle ...	55.88		26,324.81
Credit Card Charge	11/19/2018	181119	921 Office Supplies	Supplies for C...	2295 · Colin R...	17.36		26,342.17
Credit Card Charge	11/21/2018	181121	921 Office Supplies	Supplies for C...	2273 · Joseph ...	746.03		27,088.20
Credit Card Charge	11/21/2018	181121	921 Office Supplies	Supplies for C...	2293 · Noelle ...	243.40		27,331.60
Credit Card Charge	11/21/2018	181121	921 Office Supplies	Supplies for C...	2293 · Noelle ...	71.00		27,402.60
Credit Card Charge	11/22/2018	181122	921 Office Supplies	Amazon - pip...	2273 · Joseph ...	36.00		27,438.60
Bill	11/26/2018	15696	Quill	Supplies for E...	2221 · Vendors	211.50		27,650.10
Credit Card Charge	11/27/2018	181127	921 Office Supplies	Supplies for C...	2293 · Noelle ...	14.28		27,664.38
Credit Card Charge	11/27/2018	181127	921 Office Supplies	Supplies for C...	2293 · Noelle ...	155.70		27,820.08
Credit Card Charge	11/28/2018	181128	921 Office Supplies	Supplies for C...	2295 · Colin R...	8.02		27,828.10
Credit Card Charge	11/29/2018	181129	921 Office Supplies	Supplies for C...	2295 · Colin R...	172.22		28,000.32
Credit Card Charge	12/03/2018	181203	921 Office Supplies	Supplies for C...	2293 · Noelle ...	280.14		28,280.46
Credit Card Charge	12/03/2018	181203	921 Office Supplies	Supplies for C...	2273 · Joseph ...	157.85		28,438.31
Check	12/04/2018	CASH	921 Office Supplies	Supplies for E...	1183 · Cash Dr...	100.00		28,538.31
Credit Card Charge	12/04/2018	181204	921 Office Supplies	*** Shell	2291 · Ross M...	79.87		28,618.18
Credit Card Charge	12/05/2018	181205	921 Office Supplies	Supplies for C...	2282 · Thomas...	406.20		29,024.38
Credit Card Charge	12/05/2018	181205	921 Office Supplies	Supplies for E...	2286 · Darrel ...	38.61		29,062.99
Credit Card Charge	12/05/2018	181205	921 Office Supplies	Amazon - Gift...	2282 · Thomas...	1,500.00		30,562.99
Bill	12/05/2018	19857	Quill	Supplies for E...	2221 · Vendors	171.28		30,734.27
Bill	12/05/2018	19858	Quill	Supplies for E...	2221 · Vendors	15.23		30,749.50
Credit Card Charge	12/05/2018	181205	921 Office Supplies	Supplies for C...	2295 · Colin R...	18.99		30,768.49
Credit Card Charge	12/06/2018	181206	921 Office Supplies	Supplies for C...	2295 · Colin R...	84.00		30,852.49
Credit Card Charge	12/06/2018	181206	921 Office Supplies	Supplies for C...	2293 · Noelle ...	37.00		30,889.49
Credit Card Charge	12/06/2018	181206	921 Office Supplies	Supplies for C...	2293 · Noelle ...	22.62		30,912.11
Credit Card Charge	12/07/2018	181207	921 Office Supplies	*** Shell	2291 · Ross M...	83.94		30,996.05
Credit Card Charge	12/10/2018	181210	921 Office Supplies	Supplies for C...	2295 · Colin R...	77.87		31,073.92
Credit Card Charge	12/10/2018	181210	921 Office Supplies	Supplies for C...	2293 · Noelle ...	32.31		31,106.23
Credit Card Charge	12/11/2018	181211	921 Office Supplies	Supplies for C...	2295 · Colin R...	86.58		31,192.81
Credit Card Charge	12/12/2018	181212	921 Office Supplies	Supplies for C...	2295 · Colin R...	10.00		31,202.81
Credit Card Charge	12/12/2018	181212	921 Office Supplies	Courtyard Ma...	2282 · Thomas...	2,000.00		33,202.81
Credit Card Charge	12/12/2018	181212	921 Office Supplies	Courtyard Ma...	2288 · Kevin P...	2,950.35		36,153.16
Bill	12/14/2018	19894	Quill	Supplies for E...	2221 · Vendors	75.70		36,228.86
Credit Card Charge	12/14/2018	181214	921 Office Supplies	keyboard for ...	2291 · Ross M...	49.99		36,278.85
Credit Card Charge	12/14/2018	181214	921 Office Supplies	Amazon - Pas...	2273 · Joseph ...	7.49		36,286.34
Credit Card Charge	12/14/2018	181214	921 Office Supplies	Amazon - Offi...	2273 · Joseph ...	69.30		36,355.64
Credit Card Charge	12/17/2018	181217	921 Office Supplies	Supplies for C...	2282 · Thomas...	35.55		36,391.19
Credit Card Charge	12/17/2018	181217	921 Office Supplies	Supplies for C...	2293 · Noelle ...	29.08		36,420.27
Credit Card Charge	12/17/2018	181217	921 Office Supplies	Supplies for C...	2295 · Colin R...	34.47		36,454.74
Credit Card Charge	12/17/2018	181217	921 Office Supplies	Supplies for C...	2295 · Colin R...	33.89		36,488.63
Credit Card Charge	12/17/2018	181217	921 Office Supplies	Supplies for C...	2295 · Colin R...	25.81		36,514.44
Bill	12/17/2018	18116	Quill	Supplies for E...	2221 · Vendors	209.07		36,723.51
Bill	12/17/2018	18117	Quill	Supplies for E...	2221 · Vendors	40.73		36,764.24

Navitas Utility Corporation
General Ledger
As of December 31, 2018

Type	Date	Num	Name	Memo	Split	Debit	Credit	Balance
Check	12/18/2018	CASH	921 Office Supplies	Supplies for E...	1183 · Cash Dr...	103.78		36,868.02
Credit Card Charge	12/19/2018	181219	921 Office Supplies	Supplies for C...	2293 · Noelle ...	58.46		36,926.48
Credit Card Charge	12/19/2018	181219	921 Office Supplies	Supplies for C...	2295 · Colin R...	63.76		36,990.24
Check	12/19/2018	CASH	921 Office Supplies	Supplies for E...	1183 · Cash Dr...	199.88		37,190.12
Credit Card Charge	12/19/2018	181219	921 Office Supplies	Paypal - 16 g...	2273 · Joseph ...	23.95		37,214.07
Credit Card Charge	12/19/2018	181219	921 Office Supplies	Supplies for C...	2295 · Colin R...	151.03		37,365.10
Credit Card Charge	12/19/2018	181219	921 Office Supplies	Supplies for C...	2295 · Colin R...	16.14		37,381.24
Credit Card Charge	12/20/2018	181220	921 Office Supplies	Supplies for C...	2295 · Colin R...	48.15		37,429.39
Credit Card Charge	12/20/2018	181220	921 Office Supplies	***Amazon -	2291 · Ross M...	211.32		37,640.71
Credit Card Charge	12/21/2018	181221	921 Office Supplies	***Amazon -	2291 · Ross M...	11.45		37,652.16
Credit Card Charge	12/22/2018	181222	921 Office Supplies	***Amazon -	2291 · Ross M...	214.04		37,866.20
Credit	12/26/2018	442044	Quill	Supplies for E...	2221 · Vendors		94.31	37,771.89
Check	12/27/2018	CASH	921 Office Supplies	Supplies for E...	1183 · Cash Dr...	152.62		37,924.51
Check	12/27/2018	CASH	921 Office Supplies	Supplies for E...	1183 · Cash Dr...	32.84		37,957.35
Credit Card Charge	12/28/2018	181228	921 Office Supplies	Supplies for C...	2293 · Noelle ...	43.09		38,000.44
Total 6140 · Office consumables						38,458.60	458.16	38,000.44
6190 · Entertain & meal								0.00
Total 6190 · Entertain & meal								0.00
6200 · Office exps								0.00
Total 6200 · Office exps								0.00
6242 · Fuel								0.00
Credit Card Charge	01/05/2018	180118	921 Office Supplies	fule for TH	2282 · Thomas...	85.00		85.00
Credit Card Charge	01/17/2018	180209	921 Office Supplies	fule for GF	2280 · Gaylord...	42.08		127.08
Credit Card Charge	01/17/2018	180209	921 Office Supplies	fule for GF	2280 · Gaylord...	28.52		155.60
Credit Card Charge	01/24/2018	180209	921 Office Supplies	fuel for KP	2288 · Kevin P...	57.70		213.30
Credit Card Charge	01/29/2018	180209	921 Office Supplies	fuel for CA sp...	2282 · Thomas...	85.00		298.30
Bill	01/31/2018	180209	Equity Exchange	Gas/diesel	2221 · Vendors	3,062.03		3,360.33
Credit Card Charge	02/02/2018	180209	921 Office Supplies	fuel for KP	2288 · Kevin P...	11.71		3,372.04
Credit Card Charge	02/11/2018	180212	921 Office Supplies	fuel for CA sp...	2282 · Thomas...	92.17		3,464.21
Credit Card Charge	02/13/2018	180219	921 Office Supplies	fuel for CA sp...	2282 · Thomas...	97.06		3,561.27
Credit Card Charge	02/15/2018	180309	921 Office Supplies	fuel for CA sp...	2282 · Thomas...	41.95		3,603.22
Credit Card Charge	02/19/2018	180226	921 Office Supplies	fuel for KP	2288 · Kevin P...	53.55		3,656.77
Credit Card Charge	02/23/2018	180226	921 Office Supplies	fuel for CA F2...	2282 · Thomas...	76.58		3,733.35
Bill	02/28/2018	645069	Farmers Coop Mill &...	Fuel for KP	2221 · Vendors	53.37		3,786.72
Credit Card Charge	02/28/2018	180305	921 Office Supplies	fuel for CA sp...	2282 · Thomas...	49.00		3,835.72
Credit Card Charge	02/28/2018	180309	921 Office Supplies	fuel for CA sp...	2282 · Thomas...	50.01		3,885.73
Bill	02/28/2018	180308	Equity Exchange	Gas/diesel	2221 · Vendors	2,826.72		6,712.45
Credit Card Charge	03/01/2018	180305	921 Office Supplies	fuel for CA sp...	2282 · Thomas...	100.00		6,812.45
Credit Card Charge	03/01/2018	180305	921 Office Supplies	fuel for CA sp...	2282 · Thomas...	53.00		6,865.45
Credit Card Charge	03/01/2018	180305	921 Office Supplies	fuel for CA sp...	2282 · Thomas...	50.00		6,915.45
Credit Card Charge	03/01/2018	180301	921 Office Supplies	fuel for CA sp...	2282 · Thomas...	38.00		6,953.45
Credit Card Charge	03/02/2018	180305	921 Office Supplies	fuel for CA sp...	2282 · Thomas...	100.00		7,053.45
Credit Card Charge	03/09/2018	180309	921 Office Supplies	fuel for KP	2288 · Kevin P...	56.27		7,109.72
Credit Card Charge	03/13/2018	180320	921 Office Supplies	fuel for KP	2288 · Kevin P...	37.77		7,147.49
Credit Card Charge	03/22/2018	180418	921 Office Supplies	fule for KP	2288 · Kevin P...	56.59		7,204.08

Navitas Utility Corporation
General Ledger
As of December 31, 2018

Type	Date	Num	Name	Memo	Split	Debit	Credit	Balance
Credit Card Charge	03/23/2018	180417	921 Office Supplies	Fuel for CA s...	2282 · Thomas...	99.34		7,303.42
Credit Card Charge	03/28/2018	180417	921 Office Supplies	fuel for TH	2282 · Thomas...	48.00		7,351.42
Credit Card Charge	03/28/2018	180417	921 Office Supplies	fuel for TH	2282 · Thomas...	53.00		7,404.42
Credit Card Charge	03/29/2018	180417	921 Office Supplies	fuel for TH	2282 · Thomas...	56.00		7,460.42
Credit Card Charge	03/29/2018	180417	921 Office Supplies	fuel for TH	2282 · Thomas...	58.20		7,518.62
Bill	03/31/2018	180409	Equity Exchange	Gas/diesel	2221 · Vendors	2,695.15		10,213.77
Credit Card Charge	04/03/2018	180403	921 Office Supplies	fuel for TH	2282 · Thomas...	18.42		10,232.19
Credit Card Charge	04/12/2018	180417	921 Office Supplies	Fuel for TH O...	2282 · Thomas...	62.49		10,294.68
Bill	04/30/2018	180508	Equity Exchange	Gas/diesel	2221 · Vendors	2,912.62		13,207.30
Credit Card Charge	05/03/2018	180503	921 Office Supplies	fuel for TH	2282 · Thomas...	85.00		13,292.30
Credit Card Charge	05/12/2018	180512	921 Office Supplies	fuel for TH	2282 · Thomas...	99.00		13,391.30
Credit Card Charge	05/15/2018	180515	921 Office Supplies	fuel for KP	2288 · Kevin P...	62.03		13,453.33
Credit Card Charge	05/23/2018	180523	921 Office Supplies	fuel for KP	2288 · Kevin P...	66.23		13,519.56
Credit Card Charge	05/25/2018	180525	921 Office Supplies	fuel	2273 · Joseph ...	19.82		13,539.38
Credit Card Charge	05/31/2018	180531	921 Office Supplies	fuel for TH	2282 · Thomas...	22.03		13,561.41
Bill	05/31/2018	180531	Equity Exchange	Gas/diesel	2221 · Vendors	3,466.58		17,027.99
Credit Card Charge	06/04/2018	180604	921 Office Supplies	fule for KP	2288 · Kevin P...	66.99		17,094.98
Credit Card Charge	06/06/2018	180606	921 Office Supplies	Fuel for JW	2274 · Jerry W...	90.10		17,185.08
Credit Card Charge	06/07/2018	180607	887 Maintenance of ...	fuel for BL	2289 · Bruce L...	50.00		17,235.08
Credit Card Charge	06/08/2018	180608	921 Office Supplies	fuel for TH	2282 · Thomas...	93.97		17,329.05
Credit Card Charge	06/08/2018	180608	921 Office Supplies	Fuel for JW	2274 · Jerry W...	81.60		17,410.65
Credit Card Charge	06/10/2018	180610	887 Maintenance of ...	fuel for BL	2289 · Bruce L...	44.50		17,455.15
Credit Card Charge	06/13/2018	180613	887 Maintenance of ...	fuel for BL	2289 · Bruce L...	64.00		17,519.15
Credit Card Charge	06/15/2018	180615	921 Office Supplies	Fuel for JW	2274 · Jerry W...	74.00		17,593.15
Credit Card Charge	06/17/2018	180617	887 Maintenance of ...	fuel for BL	2289 · Bruce L...	55.00		17,648.15
Credit Card Charge	06/20/2018	180620	921 Office Supplies	fuel for KP	2288 · Kevin P...	61.59		17,709.74
Credit Card Charge	06/20/2018	180620	887 Maintenance of ...	fuel for BL	2289 · Bruce L...	52.01		17,761.75
Credit Card Charge	06/20/2018	180620	921 Office Supplies	Fuel for JW	2274 · Jerry W...	83.00		17,844.75
Credit Card Charge	06/22/2018	180622	887 Maintenance of ...	fuel for BL	2289 · Bruce L...	65.50		17,910.25
Credit Card Charge	06/24/2018	180624	921 Office Supplies	Fuel for JW	2274 · Jerry W...	84.20		17,994.45
Credit Card Charge	06/25/2018	180625	921 Office Supplies	fuel for KP	2288 · Kevin P...	45.23		18,039.68
Credit Card Charge	06/25/2018	180625	887 Maintenance of ...	fuel for BL	2289 · Bruce L...	53.00		18,092.68
Credit Card Charge	06/25/2018	180625	887 Maintenance of ...	fuel for BL	2289 · Bruce L...	21.30		18,113.98
Credit Card Charge	06/25/2018	180625	887 Maintenance of ...	fuel for BL	2289 · Bruce L...	30.40		18,144.38
Credit Card Charge	06/26/2018	180626	921 Office Supplies	fuel for TH	2282 · Thomas...	98.47		18,242.85
Credit Card Charge	06/28/2018	180628	887 Maintenance of ...	fuel for BL	2289 · Bruce L...	51.85		18,294.70
Credit Card Charge	06/28/2018	180628	921 Office Supplies	fuel for TH	2282 · Thomas...	30.65		18,325.35
Credit Card Charge	06/29/2018	180629	921 Office Supplies	Fuel for JW	2274 · Jerry W...	83.00		18,408.35
Credit Card Charge	06/29/2018	180629	887 Maintenance of ...	fuel for BL	2289 · Bruce L...	55.00		18,463.35
Bill	06/30/2018	180630	Equity Exchange	Gas/diesel	2221 · Vendors	2,898.47		21,361.82
Credit Card Charge	07/04/2018	180704	887 Maintenance of ...	fuel for BL	2289 · Bruce L...	66.00		21,427.82
Credit Card Charge	07/04/2018	180704	921 Office Supplies	Fuel for JW	2274 · Jerry W...	81.55		21,509.37
Credit Card Charge	07/06/2018	180706	887 Maintenance of ...	fuel for BL	2289 · Bruce L...	54.00		21,563.37
Credit Card Charge	07/08/2018	180708	887 Maintenance of ...	fuel for BL	2289 · Bruce L...	27.50		21,590.87
Credit Card Charge	07/10/2018	180710	921 Office Supplies	Fuel for JW	2274 · Jerry W...	82.50		21,673.37
Credit Card Charge	07/11/2018	180711	887 Maintenance of ...	fuel for BL	2289 · Bruce L...	58.50		21,731.87
Credit Card Charge	07/11/2018	180711	921 Office Supplies	fuel for TH	2282 · Thomas...	56.70		21,788.57
Credit Card Charge	07/12/2018	180712	887 Maintenance of ...	fuel for BL	2289 · Bruce L...	46.45		21,835.02
Credit Card Charge	07/13/2018	180713	887 Maintenance of ...	fuel for BL	2289 · Bruce L...	62.25		21,897.27

Navitas Utility Corporation
General Ledger
As of December 31, 2018

Type	Date	Num	Name	Memo	Split	Debit	Credit	Balance
Credit Card Charge	07/15/2018	180715	921 Office Supplies	fuel for KP	2288 · Kevin P...	56.83		21,954.10
Credit Card Charge	07/16/2018	180716	921 Office Supplies	fuel for KP	2288 · Kevin P...	55.23		22,009.33
Credit Card Charge	07/16/2018	180716	887 Maintenance of ...	fuel for BL	2289 · Bruce L...	46.00		22,055.33
Credit Card Charge	07/16/2018	180716	921 Office Supplies	Fuel for JW	2274 · Jerry W...	84.00		22,139.33
Credit Card Charge	07/20/2018	180720	887 Maintenance of ...	fuel for BL	2289 · Bruce L...	59.00		22,198.33
Credit Card Charge	07/20/2018	180720	921 Office Supplies	Fuel for JW	2274 · Jerry W...	82.50		22,280.83
Credit Card Charge	07/23/2018	180722	887 Maintenance of ...	fuel for BL	2289 · Bruce L...	45.00		22,325.83
Credit Card Charge	07/25/2018	180725	921 Office Supplies	fuel for KP	2288 · Kevin P...	55.29		22,381.12
Credit Card Charge	07/25/2018	180725	921 Office Supplies	Fuel for JW	2274 · Jerry W...	74.00		22,455.12
Credit Card Charge	07/26/2018	180726	887 Maintenance of ...	fuel for BL	2289 · Bruce L...	53.70		22,508.82
Credit Card Charge	07/27/2018	180727	921 Office Supplies	Fuel for JW	2274 · Jerry W...	80.00		22,588.82
Credit Card Charge	07/29/2018	180729	921 Office Supplies	fuel for Sam ...	2284 · Sam Cr...	37.86		22,626.68
Credit Card Charge	07/31/2018	180731	921 Office Supplies	Fuel for JW	2274 · Jerry W...	81.00		22,707.68
Bill	07/31/2018	180731	Equity Exchange	Gas/diesel	2221 · Vendors	3,046.09		25,753.77
Credit Card Charge	08/02/2018	180802	887 Maintenance of ...	fuel for BL	2289 · Bruce L...	58.60		25,812.37
Credit Card Charge	08/04/2018	180804	921 Office Supplies	Fuel for JW	2274 · Jerry W...	76.00		25,888.37
Credit Card Charge	08/07/2018	180808	921 Office Supplies	fuel for KP	2288 · Kevin P...	55.30		25,943.67
Credit Card Charge	08/08/2018	180808	921 Office Supplies	fuel for KP	2288 · Kevin P...	45.32		25,988.99
Credit Card Charge	08/08/2018	180808	921 Office Supplies	fuel for KP	2288 · Kevin P...	46.16		26,035.15
Credit Card Charge	08/09/2018	180809	887 Maintenance of ...	fuel for BL	2289 · Bruce L...	50.00		26,085.15
Credit Card Charge	08/09/2018	180809	921 Office Supplies	Fuel for JW	2274 · Jerry W...	75.15		26,160.30
Credit Card Charge	08/14/2018	180814	921 Office Supplies	fuel for TH	2282 · Thomas...	100.00		26,260.30
Credit Card Charge	08/14/2018	180814	921 Office Supplies	green tire for ...	2288 · Kevin P...	40.00		26,300.30
Credit Card Charge	08/14/2018	180814	921 Office Supplies	Fuel for JW	2274 · Jerry W...	79.50		26,379.80
Credit Card Charge	08/15/2018	180815	921 Office Supplies	tire for tractor ...	2288 · Kevin P...	101.05		26,480.85
Credit Card Charge	08/16/2018	180816	921 Office Supplies	bad contacts ...	2288 · Kevin P...	226.06		26,706.91
Credit Card Charge	08/16/2018	180816	921 Office Supplies	fuel for KP	2288 · Kevin P...	61.31		26,768.22
Credit Card Charge	08/17/2018	180817	921 Office Supplies	Fuel for JW	2274 · Jerry W...	79.70		26,847.92
Credit Card Charge	08/20/2018	180820	921 Office Supplies	fuel for TH	2282 · Thomas...	60.00		26,907.92
Credit Card Charge	08/20/2018	180820	887 Maintenance of ...	fuel for BL	2289 · Bruce L...	46.25		26,954.17
Credit Card Charge	08/21/2018	180821	921 Office Supplies	fuel for KP	2288 · Kevin P...	53.47		27,007.64
Credit Card Charge	08/21/2018	180821	921 Office Supplies	fuel for TH	2282 · Thomas...	73.06		27,080.70
Credit Card Charge	08/21/2018	180824	887 Maintenance of ...	fuel for BL	2289 · Bruce L...	32.00		27,112.70
Credit Card Charge	08/21/2018	180821	921 Office Supplies	fuel for TH	2282 · Thomas...	98.03		27,210.73
Credit Card Charge	08/22/2018	180822	921 Office Supplies	fuel for TH	2282 · Thomas...	82.80		27,293.53
Credit Card Charge	08/23/2018	180823	921 Office Supplies	fuel for TH	2282 · Thomas...	49.71		27,343.24
Credit Card Charge	08/24/2018	180824	921 Office Supplies	Fuel for JW	2274 · Jerry W...	76.00		27,419.24
Credit Card Charge	08/27/2018	180827	921 Office Supplies	fuel for KP	2288 · Kevin P...	67.79		27,487.03
Credit Card Charge	08/28/2018	180828	921 Office Supplies	Fuel for JW	2274 · Jerry W...	81.00		27,568.03
Credit Card Charge	08/28/2018	180828	921 Office Supplies	fuel for KP	2288 · Kevin P...	50.00		27,618.03
Credit Card Charge	08/29/2018	180829	921 Office Supplies	fuel for KP	2288 · Kevin P...	52.30		27,670.33
Credit Card Charge	08/30/2018	180830	921 Office Supplies	Fuel for JS	2278 · Trenton...	72.00		27,742.33
Credit Card Charge	08/30/2018	180830	921 Office Supplies	fuel for KP	2288 · Kevin P...	56.49		27,798.82
Bill	08/31/2018	180831	Equity Exchange	Gas/diesel	2221 · Vendors	3,242.25		31,041.07
Credit Card Charge	09/01/2018	180901	921 Office Supplies	Fuel for JW	2274 · Jerry W...	84.85		31,125.92
Credit Card Charge	09/03/2018	180831	887 Maintenance of ...	fuel for BL	2289 · Bruce L...	49.70		31,175.62
Credit Card Charge	09/03/2018	180831	887 Maintenance of ...	fuel for BL	2289 · Bruce L...	48.00		31,223.62
Credit Card Charge	09/03/2018	180831	921 Office Supplies	fuel for KP	2288 · Kevin P...	62.35		31,285.97
Credit Card Charge	09/03/2018	180831	921 Office Supplies	fuel for KP	2288 · Kevin P...	63.08		31,349.05

Navitas Utility Corporation
General Ledger
As of December 31, 2018

Type	Date	Num	Name	Memo	Split	Debit	Credit	Balance
Credit Card Charge	09/04/2018	180904	921 Office Supplies	supplies for SK	2290 · Scott K...	54.00		31,403.05
Credit Card Charge	09/07/2018	180907	921 Office Supplies	Fuel for JW	2274 · Jerry W...	74.00		31,477.05
Credit Card Charge	09/13/2018	180913	921 Office Supplies	fuel for TH	2282 · Thomas...	75.00		31,552.05
Credit Card Charge	09/13/2018	180913	887 Maintenance of ...	fuel for BL	2289 · Bruce L...	70.50		31,622.55
Credit Card Charge	09/13/2018	180913	921 Office Supplies	Fuel for JW	2274 · Jerry W...	83.00		31,705.55
Credit Card Charge	09/18/2018	180918	921 Office Supplies	Fuel for JW	2274 · Jerry W...	74.50		31,780.05
Credit Card Charge	09/18/2018	180918	921 Office Supplies	fuel for SK	2290 · Scott K...	15.01		31,795.06
Credit Card Charge	09/23/2018	180923	921 Office Supplies	fuel for truck	2282 · Thomas...	100.00		31,895.06
Credit Card Charge	09/24/2018	180924	887 Maintenance of ...	fuel for BL	2289 · Bruce L...	72.10		31,967.16
Credit Card Charge	09/24/2018	180924	921 Office Supplies	Fuel for JW	2274 · Jerry W...	83.00		32,050.16
Credit Card Charge	09/25/2018	180925	887 Maintenance of ...	fuel for BL	2289 · Bruce L...	41.65		32,091.81
Credit Card Charge	09/25/2018	180925	921 Office Supplies	fuel for KP	2288 · Kevin P...	58.30		32,150.11
Credit Card Charge	09/25/2018	180925	921 Office Supplies	fuel for SK	2290 · Scott K...	61.00		32,211.11
Credit Card Charge	09/28/2018	180928	921 Office Supplies	Fuel for JW	2274 · Jerry W...	79.00		32,290.11
Bill	09/30/2018	180930	Equity Exchange	Gas/diesel	2221 · Vendors	2,730.51		35,020.62
Credit Card Charge	09/30/2018	180930	887 Maintenance of ...	fuel for BL	2289 · Bruce L...	61.60		35,082.22
Credit Card Charge	10/01/2018	181001	921 Office Supplies	Fuel for JW	2274 · Jerry W...	66.15		35,148.37
Credit Card Charge	10/03/2018	181003	921 Office Supplies	Fuel for JW	2274 · Jerry W...	10.01		35,158.38
Credit Card Charge	10/04/2018	181004	921 Office Supplies	fuel for KP	2288 · Kevin P...	61.77		35,220.15
Credit Card Charge	10/04/2018	181004	887 Maintenance of ...	fuel for BL	2289 · Bruce L...	51.55		35,271.70
Credit Card Charge	10/04/2018	181004	921 Office Supplies	Fuel for JW	2274 · Jerry W...	88.01		35,359.71
Credit Card Charge	10/08/2018	181008	887 Maintenance of ...	fuel for BL	2289 · Bruce L...	40.50		35,400.21
Credit Card Charge	10/08/2018	181008	921 Office Supplies	Fuel for JW	2274 · Jerry W...	57.01		35,457.22
Credit Card Charge	10/08/2018	181008	921 Office Supplies	car rental for ...	2274 · Jerry W...	51.98		35,509.20
Credit Card Charge	10/10/2018	181010	887 Maintenance of ...	fuel for BL	2289 · Bruce L...	39.50		35,548.70
Credit Card Charge	10/10/2018	181010	921 Office Supplies	Fuel for JW	2274 · Jerry W...	79.50		35,628.20
Credit Card Charge	10/12/2018	181012	887 Maintenance of ...	fuel for BL	2289 · Bruce L...	46.00		35,674.20
Credit Card Charge	10/12/2018	181012	921 Office Supplies	fuel for KP	2288 · Kevin P...	57.81		35,732.01
Credit Card Charge	10/15/2018	181015	887 Maintenance of ...	fuel for BL	2289 · Bruce L...	62.06		35,794.07
Credit Card Charge	10/15/2018	181015	921 Office Supplies	Fuel for JW	2274 · Jerry W...	90.00		35,884.07
Credit Card Charge	10/17/2018	181017	921 Office Supplies	Fuel for JW	2274 · Jerry W...	85.40		35,969.47
Credit Card Charge	10/19/2018	181019	887 Maintenance of ...	fuel for BL	2289 · Bruce L...	60.00		36,029.47
Credit Card Charge	10/21/2018	181021	921 Office Supplies	Fuel for JW	2274 · Jerry W...	78.55		36,108.02
Credit Card Charge	10/23/2018	181023	887 Maintenance of ...	fuel for BL	2289 · Bruce L...	40.00		36,148.02
Credit Card Charge	10/24/2018	181024	921 Office Supplies	fuel for KP	2288 · Kevin P...	64.93		36,212.95
Credit Card Charge	10/25/2018	181025	921 Office Supplies	***HTP Amarillo	2282 · Thomas...	97.77		36,310.72
Credit Card Charge	10/26/2018	181026	921 Office Supplies	fuel for TH	2282 · Thomas...	48.14		36,358.86
Credit Card Charge	10/26/2018	181026	921 Office Supplies	Fuel for JW	2274 · Jerry W...	83.50		36,442.36
Credit Card Charge	10/28/2018	181028	887 Maintenance of ...	fuel for BL	2289 · Bruce L...	43.80		36,486.16
Credit Card Charge	10/28/2018	181028	887 Maintenance of ...	fuel for BL	2289 · Bruce L...	0.52		36,486.68
Credit Card Charge	10/29/2018	181029	921 Office Supplies	fuel for KP	2288 · Kevin P...	56.79		36,543.47
Credit Card Charge	10/30/2018	181030	887 Maintenance of ...	fuel for BL	2289 · Bruce L...	70.55		36,614.02
Credit Card Charge	10/31/2018	181031	921 Office Supplies	Fuel for JW	2274 · Jerry W...	78.25		36,692.27
Credit Card Charge	10/31/2018	181031	921 Office Supplies	Fuel	2278 · Trenton...	69.00		36,761.27
Bill	10/31/2018	181031	Equity Exchange	Gas/diesel	2221 · Vendors	3,047.91		39,809.18
Credit Card Charge	11/01/2018	181101	921 Office Supplies	fuel for TH	2282 · Thomas...	98.95		39,908.13
Credit Card Charge	11/04/2018	181104	887 Maintenance of ...	fuel for BL	2289 · Bruce L...	43.00		39,951.13
Credit Card Charge	11/06/2018	181106	921 Office Supplies	fuel for SK	2290 · Scott K...	72.05		40,023.18
Credit Card Charge	11/07/2018	181107	921 Office Supplies	Fuel for JW	2274 · Jerry W...	81.00		40,104.18

Navitas Utility Corporation
General Ledger
As of December 31, 2018

Type	Date	Num	Name	Memo	Split	Debit	Credit	Balance
Credit Card Charge	11/08/2018	181108	887 Maintenance of ...	***Quick Che...	2282 · Thomas...	90.88		40,195.06
Credit Card Charge	11/09/2018	181109	921 Office Supplies	fuel for SK	2290 · Scott K...	68.00		40,263.06
Credit Card Charge	11/13/2018	181113	921 Office Supplies	fuel for TH	2282 · Thomas...	95.68		40,358.74
Credit Card Charge	11/13/2018	181113	921 Office Supplies	fuel for TH	2282 · Thomas...	56.62		40,415.36
Credit Card Charge	11/13/2018	181113	921 Office Supplies	Fuel for JW	2274 · Jerry W...	80.60		40,495.96
Credit Card Charge	11/15/2018	181115	921 Office Supplies	fuel for KP	2288 · Kevin P...	52.83		40,548.79
Credit Card Charge	11/17/2018	181117	921 Office Supplies	Fuel for JW	2274 · Jerry W...	68.00		40,616.79
Credit Card Charge	11/18/2018	181118	887 Maintenance of ...	fuel for BL	2289 · Bruce L...	45.00		40,661.79
Credit Card Charge	11/21/2018	181121	921 Office Supplies	Fuel for JW	2274 · Jerry W...	75.00		40,736.79
Credit Card Charge	11/26/2018	181126	921 Office Supplies	fuel for TH	2282 · Thomas...	100.00		40,836.79
Credit Card Charge	11/26/2018	181126	887 Maintenance of ...	fuel for BL	2289 · Bruce L...	33.50		40,870.29
Credit Card Charge	11/27/2018	181127	887 Maintenance of ...	fuel for BL	2289 · Bruce L...	30.50		40,900.79
Credit Card Charge	11/27/2018	181127	921 Office Supplies	Fuel for JW	2274 · Jerry W...	77.50		40,978.29
Credit Card Charge	11/28/2018	181128	921 Office Supplies	fuel	2273 · Joseph ...	21.18		40,999.47
Credit Card Charge	11/29/2018	181129	921 Office Supplies	fuel for KP	2288 · Kevin P...	54.63		41,054.10
Bill	11/30/2018	181130	Equity Exchange	Gas/diesel	2221 · Vendors	2,891.05		43,945.15
Credit Card Charge	11/30/2018	181130	887 Maintenance of ...	fuel for BL	2289 · Bruce L...	41.50		43,986.65
Credit Card Charge	12/01/2018	181130	921 Office Supplies	Fuel for JW	2274 · Jerry W...	77.00		44,063.65
Credit Card Charge	12/05/2018	181205	921 Office Supplies	fuel for TH	2282 · Thomas...	90.36		44,154.01
Credit Card Charge	12/05/2018	181205	921 Office Supplies	Fuel for JW	2274 · Jerry W...	65.80		44,219.81
Credit Card Charge	12/07/2018	181207	887 Maintenance of ...	fuel for BL	2289 · Bruce L...	36.50		44,256.31
Credit Card Charge	12/10/2018	181210	921 Office Supplies	Fuel for JW	2274 · Jerry W...	69.00		44,325.31
Credit Card Charge	12/10/2018	181210	887 Maintenance of ...	fuel for BL	2289 · Bruce L...	33.00		44,358.31
Credit Card Charge	12/11/2018	181211	921 Office Supplies	Fuel for CC	2294 · Chris Cr...	57.00		44,415.31
Credit Card Charge	12/15/2018	181215	921 Office Supplies	fuel for TH	2282 · Thomas...	76.33		44,491.64
Credit Card Charge	12/15/2018	181215	921 Office Supplies	fuel for TH	2282 · Thomas...	41.00		44,532.64
Credit Card Charge	12/15/2018	181215	921 Office Supplies	fuel for TH	2282 · Thomas...	95.00		44,627.64
Credit Card Charge	12/15/2018	181215	921 Office Supplies	Fuel for JW	2274 · Jerry W...	63.00		44,690.64
Credit Card Charge	12/15/2018	181215	921 Office Supplies	fuel for TH	2282 · Thomas...	38.91		44,729.55
Credit Card Charge	12/16/2018	181216	887 Maintenance of ...	fuel for BL	2289 · Bruce L...	50.60		44,780.15
Credit Card Charge	12/18/2018	181218	921 Office Supplies	Fuel for JW	2274 · Jerry W...	65.00		44,845.15
Credit Card Charge	12/19/2018	181219	887 Maintenance of ...	fuel for BL	2289 · Bruce L...	39.50		44,884.65
Credit Card Charge	12/24/2018	181224	921 Office Supplies	Fuel for JW	2274 · Jerry W...	63.40		44,948.05
Credit Card Charge	12/26/2018	181226	887 Maintenance of ...	fuel for BL	2289 · Bruce L...	47.00		44,995.05
Credit Card Charge	12/29/2018	181229	921 Office Supplies	Fuel for JW	2274 · Jerry W...	66.00		45,061.05
Bill	12/31/2018	181231	Equity Exchange	Gas/diesel	2221 · Vendors	2,239.96		47,301.01
Total 6242 · Fuel						47,301.01	0.00	47,301.01
921.15 · Office Supplies KY								0.00
Credit Card Charge	05/16/2018	180516	874 Mains & Services	Fuel for 2015 ...	2284 · Sam Cr...	57.00		57.00
Total 921.15 · Office Supplies KY						57.00	0.00	57.00

Navitas Utility Corporation
General Ledger
As of December 31, 2018

Type	Date	Num	Name	Memo	Split	Debit	Credit	Balance
921.16 · Office Supplies TN								0.00
Bill	01/01/2018	171229	Access Cable Televi...	Internet for Je...	2221 · Vendors	144.22		144.22
Credit Card Charge	01/04/2018	180209	921 Office Supplies	Fuel for JW	2274 · Jerry W...	65.40		209.62
Credit Card Charge	01/10/2018	180209	921 Office Supplies	Fuel for JW	2274 · Jerry W...	69.01		278.63
Credit Card Charge	01/15/2018	180209	921 Office Supplies	Fuel for JW	2274 · Jerry W...	71.80		350.43
Bill	01/18/2018	98001...	Verizon Wireless	Mobile phone ...	2221 · Vendors	784.28		1,134.71
Credit Card Charge	01/19/2018	180209	921 Office Supplies	Fuel for JW	2274 · Jerry W...	77.20		1,211.91
Credit Card Charge	01/23/2018	180209	921 Office Supplies	Fuel for JW	2274 · Jerry W...	80.15		1,292.06
Credit Card Charge	01/28/2018	180209	921 Office Supplies	Fuel for JW	2274 · Jerry W...	70.75		1,362.81
Bill	02/01/2018	180129	Access Cable Televi...	Internet for Je...	2221 · Vendors	144.22		1,507.03
Credit Card Charge	02/01/2018	180305	921 Office Supplies	Fuel for JW	2274 · Jerry W...	70.40		1,577.43
Credit Card Charge	02/07/2018	180305	921 Office Supplies	Fuel for JW	2274 · Jerry W...	65.00		1,642.43
Bill	02/09/2018	47423...	Quill	Supplies for J...	2221 · Vendors	441.12		2,083.55
Credit Card Charge	02/12/2018	180305	921 Office Supplies	Fuel for JW	2274 · Jerry W...	78.30		2,161.85
Credit Card Charge	02/17/2018	180305	921 Office Supplies	Fuel for JW	2274 · Jerry W...	61.70		2,223.55
Bill	02/18/2018	98019...	Verizon Wireless	Mobile phone ...	2221 · Vendors	786.28		3,009.83
Credit Card Charge	02/22/2018	180305	921 Office Supplies	Fuel for JW	2274 · Jerry W...	72.70		3,082.53
Credit Card Charge	02/26/2018	180305	921 Office Supplies	Fuel for JW	2274 · Jerry W...	67.60		3,150.13
Bill	03/01/2018	180301	Access Cable Televi...	Internet for Je...	2221 · Vendors	144.22		3,294.35
Credit Card Charge	03/02/2018	180417	921 Office Supplies	Fuel for JW	2274 · Jerry W...	75.50		3,369.85
Credit Card Charge	03/09/2018	180417	921 Office Supplies	Fuel for JW	2274 · Jerry W...	75.70		3,445.55
Credit Card Charge	03/14/2018	180417	921 Office Supplies	Fuel for JW	2274 · Jerry W...	62.00		3,507.55
Credit Card Charge	03/17/2018	180417	921 Office Supplies	Fuel for JW	2274 · Jerry W...	66.00		3,573.55
Bill	03/18/2018	98037...	Verizon Wireless	Mobile phone ...	2221 · Vendors	788.64		4,362.19
Credit Card Charge	03/22/2018	180417	921 Office Supplies	Fuel for JW	2274 · Jerry W...	78.01		4,440.20
Credit Card Charge	03/26/2018	180417	921 Office Supplies	Fuel for JS	2278 · Trenton...	64.00		4,504.20
Credit Card Charge	03/27/2018	180417	921 Office Supplies	Fuel for JW	2274 · Jerry W...	77.50		4,581.70
Credit Card Charge	03/27/2018	180417	921 Office Supplies	Fuel for JS	2278 · Trenton...	72.00		4,653.70
Credit Card Charge	03/28/2018	180417	921 Office Supplies	Fuel for JS	2278 · Trenton...	67.00		4,720.70
Credit Card Charge	03/29/2018	180417	921 Office Supplies	Fuel for JW	2274 · Jerry W...	64.00		4,784.70
Bill	04/01/2018	180327	Access Cable Televi...	Internet for Je...	2221 · Vendors	144.22		4,928.92
Credit Card Charge	04/05/2018	180504	921 Office Supplies	Fuel for JW	2274 · Jerry W...	80.00		5,008.92
Credit Card Charge	04/10/2018	180504	921 Office Supplies	Supplies for J...	2274 · Jerry W...	16.39		5,025.31
Credit Card Charge	04/11/2018	180504	921 Office Supplies	Fuel for JW	2274 · Jerry W...	73.00		5,098.31
Credit Card Charge	04/16/2018	180504	921 Office Supplies	Fuel for JW	2274 · Jerry W...	73.00		5,171.31
Bill	04/18/2018	98056...	Verizon Wireless	Mobile phone ...	2221 · Vendors	788.91		5,960.22
Credit Card Charge	04/21/2018	180504	921 Office Supplies	Fuel for JW	2274 · Jerry W...	79.10		6,039.32
Credit Card Charge	04/25/2018	180504	921 Office Supplies	Fuel for JW	2274 · Jerry W...	77.00		6,116.32
Credit Card Charge	04/30/2018	180504	921 Office Supplies	Fuel for JW	2274 · Jerry W...	74.00		6,190.32
Bill	05/01/2018	180426	Access Cable Televi...	Internet for Je...	2221 · Vendors	144.22		6,334.54
Credit Card Charge	05/04/2018	180504	921 Office Supplies	Fuel for JW	2274 · Jerry W...	72.55		6,407.09
Credit Card Charge	05/11/2018	180511	921 Office Supplies	Fuel for JW	2274 · Jerry W...	79.40		6,486.49
Bill	05/18/2018	98074...	Verizon Wireless	Mobile phone ...	2221 · Vendors	788.33		7,274.82
Credit Card Charge	05/18/2018	180518	921 Office Supplies	Fuel for JW	2274 · Jerry W...	89.40		7,364.22
Credit Card Charge	05/20/2018	180520	921 Office Supplies	Fuel for JW	2274 · Jerry W...	80.00		7,444.22
Credit Card Charge	05/25/2018	180525	921 Office Supplies	Fuel for JW	2274 · Jerry W...	85.00		7,529.22
Credit Card Charge	05/28/2018	180528	921 Office Supplies	Fuel for JW	2274 · Jerry W...	70.55		7,599.77
Bill	06/01/2018	180601	Access Cable Televi...	Internet for Je...	2221 · Vendors	144.22		7,743.99
Bill	06/18/2018	98093...	Verizon Wireless	Mobile phone ...	2221 · Vendors	926.44		8,670.43

Navitas Utility Corporation
General Ledger
As of December 31, 2018

Type	Date	Num	Name	Memo	Split	Debit	Credit	Balance
Bill	07/01/2018	180701	Access Cable Televi...	Internet for Je...	2221 · Vendors	144.22		8,814.65
Credit Card Charge	07/03/2018	180703	921 Office Supplies	Supplies for J...	2274 · Jerry W...	7.65		8,822.30
Bill	07/18/2018	98111...	Verizon Wireless	Mobile phone ...	2221 · Vendors	991.60		9,813.90
Bill	08/01/2018	180801	Access Cable Televi...	Internet for Je...	2221 · Vendors	144.36		9,958.26
Credit Card Charge	08/15/2018	180815	921 Office Supplies	Supplies for J...	2274 · Jerry W...	10.65		9,968.91
Credit Card Charge	08/17/2018	180817	921 Office Supplies	Supplies for J...	2274 · Jerry W...	10.90		9,979.81
Bill	08/18/2018	98130...	Verizon Wireless	Mobile phone ...	2221 · Vendors	832.92		10,812.73
Bill	09/01/2018	180901	Access Cable Televi...	Internet for Je...	2221 · Vendors	144.22		10,956.95
Credit Card Charge	09/17/2018	180917	921 Office Supplies	Supplies for J...	2274 · Jerry W...	9.33		10,966.28
Bill	09/18/2018	98148...	Verizon Wireless	Mobile phone ...	2221 · Vendors	832.73		11,799.01
Credit Card Charge	09/21/2018	180921	921 Office Supplies	Supplies for J...	2274 · Jerry W...	10.38		11,809.39
Credit Card Charge	09/24/2018	180924	921 Office Supplies	Supplies for J...	2274 · Jerry W...	40.40		11,849.79
Bill	10/01/2018	181001	Access Cable Televi...	Internet for Je...	2221 · Vendors	144.14		11,993.93
Credit Card Charge	10/03/2018	181003	921 Office Supplies	Supplies for J...	2274 · Jerry W...	14.72		12,008.65
Bill	10/18/2018	98167...	Verizon Wireless	Mobile phone ...	2221 · Vendors	1,106.20		13,114.85
Credit Card Charge	10/25/2018	181025	921 Office Supplies	Supplies for J...	2274 · Jerry W...	5.77		13,120.62
Credit Card Charge	10/30/2018	181030	921 Office Supplies	Supplies for J...	2274 · Jerry W...	9.83		13,130.45
Bill	11/01/2018	181101	Access Cable Televi...	Internet for Je...	2221 · Vendors	144.14		13,274.59
Credit Card Charge	11/12/2018	181112	921 Office Supplies	Supplies for J...	2274 · Jerry W...	32.49		13,307.08
Credit Card Charge	11/15/2018	181115	921 Office Supplies	food for JW	2274 · Jerry W...	22.61		13,329.69
Bill	11/18/2018	98186...	Verizon Wireless	Mobile phone ...	2221 · Vendors	857.09		14,186.78
Bill	12/01/2018	181201	Access Cable Televi...	Internet for Je...	2221 · Vendors	144.14		14,330.92
Bill	12/18/2018	73162	Verizon Wireless	Mobile phone ...	2221 · Vendors	1,260.45		15,591.37
Total 921.16 · Office Supplies TN						15,591.37	0.00	15,591.37
921.28 · Office Supplies TX								0.00
Credit Card Charge	04/05/2018	180418	921 Office Supplies	fule for KP	2288 · Kevin P...	58.93		58.93
Credit Card Charge	04/06/2018	180418	921 Office Supplies	Fuel for KP	2288 · Kevin P...	40.00		98.93
Credit Card Charge	06/05/2018	180605	921 Office Supplies	Fuel for KP	2288 · Kevin P...	41.23		140.16
Total 921.28 · Office Supplies TX						140.16	0.00	140.16
921.46 · Office Supplies OK								0.00
Bill	01/01/2018	180101	E & S Oil Company	Bruce Lynn fuel	2221 · Vendors	18.00		18.00
Bill	01/01/2018	180105	Totah Communicati...	Telephone & i...	2221 · Vendors	291.34		309.34
Bill	01/01/2018	180108	Motley Gin, Inc.	Fuel bill for H...	2221 · Vendors	237.78		547.12
Credit Card Charge	01/02/2018	180118	921 Office Supplies	fuel for SK	2290 · Scott K...	58.00		605.12
Bill	01/03/2018	36569...	Quill	Supplies for ...	2221 · Vendors	214.60		819.72
Bill	01/03/2018	36787...	Quill	Supplies for ...	2221 · Vendors	15.66		835.38
Credit Card Charge	01/04/2018	180118	921 Office Supplies	fuel for BL	2289 · Bruce L...	29.00		864.38
Bill	01/05/2018	180108	Pioneer Cellular - us...	Cell phone se...	2221 · Vendors	94.17		958.55
Credit Card Charge	01/05/2018	180118	921 Office Supplies	fuel for SK	2290 · Scott K...	44.00		1,002.55
Bill	01/06/2018	180115	Monday's Stop N Sh...	Fuel for Ochel...	2221 · Vendors	1,612.31		2,614.86
Credit Card Charge	01/08/2018	180118	921 Office Supplies	fuel for BL	2289 · Bruce L...	35.75		2,650.61
Bill	01/09/2018	01092...	AT&T Mobility	Mobile phone...	2221 · Vendors	482.57		3,133.18
Credit Card Charge	01/10/2018	180118	921 Office Supplies	fule for SK	2290 · Scott K...	41.00		3,174.18
Credit Card Charge	01/10/2018	180118	921 Office Supplies	fuel for SK	2290 · Scott K...	43.00		3,217.18
Credit Card Charge	01/11/2018	180118	921 Office Supplies	fuel for JG	2275 · Johnny ...	81.00		3,298.18

Navitas Utility Corporation
General Ledger
As of December 31, 2018

Type	Date	Num	Name	Memo	Split	Debit	Credit	Balance
Bill	01/12/2018	180118	Windstream	Telephone & i...	2221 · Vendors	323.95		3,622.13
Credit Card Charge	01/12/2018	180118	921 Office Supplies	fuel for BL	2289 · Bruce L...	49.00		3,671.13
Credit Card Charge	01/13/2018	180118	921 Office Supplies	fuel for SK	2290 · Scott K...	40.00		3,711.13
Credit Card Charge	01/15/2018	180118	921 Office Supplies	fuel for BL	2289 · Bruce L...	45.84		3,756.97
Credit Card Charge	01/17/2018	180212	921 Office Supplies	fuel for SK	2290 · Scott K...	40.00		3,796.97
Bill	01/18/2018	41232...	Quill	Supplies for ...	2221 · Vendors	134.42		3,931.39
Bill	01/19/2018	41602...	Quill	Supplies for ...	2221 · Vendors	9.39		3,940.78
Credit Card Charge	01/19/2018	180118	921 Office Supplies	fuel for BL	2289 · Bruce L...	34.40		3,975.18
Bill	01/20/2018	180123	Pioneer Telephone ...	Telephone & i...	2221 · Vendors	105.44		4,080.62
Bill	01/20/2018	02308...	US Cellular	Mobile phone...	2221 · Vendors	403.92		4,484.54
Credit Card Charge	01/20/2018	180118	921 Office Supplies	fuel for BL	2289 · Bruce L...	27.80		4,512.34
Credit Card Charge	01/22/2018	180212	921 Office Supplies	fuel for SK	2290 · Scott K...	32.00		4,544.34
Credit Card Charge	01/25/2018	180118	921 Office Supplies	fuel for BL	2289 · Bruce L...	60.00		4,604.34
Credit Card Charge	01/31/2018	180212	921 Office Supplies	fuel for SK	2290 · Scott K...	50.00		4,654.34
Bill	02/01/2018	180205	Motley Gin, Inc.	Fuel bill for H...	2221 · Vendors	341.55		4,995.89
Bill	02/01/2018	180205	Totah Communicati...	Telephone & i...	2221 · Vendors	295.71		5,291.60
Credit Card Charge	02/01/2018	180212	921 Office Supplies	fule for BL	2289 · Bruce L...	40.50		5,332.10
Credit Card Charge	02/02/2018	180212	921 Office Supplies	fuel for SK	2290 · Scott K...	44.00		5,376.10
Credit Card Charge	02/02/2018	180309	921 Office Supplies	fuel for JF	2285 · Jeff Fog...	27.00		5,403.10
Bill	02/05/2018	180206	Pioneer Cellular - us...	Cell phone se...	2221 · Vendors	94.32		5,497.42
Credit Card Charge	02/05/2018	180212	921 Office Supplies	fule for BL	2289 · Bruce L...	51.50		5,548.92
Credit Card Charge	02/08/2018	180212	921 Office Supplies	fule for BL	2289 · Bruce L...	48.00		5,596.92
Bill	02/09/2018	02092...	AT&T Mobility	Mobile phone...	2221 · Vendors	492.05		6,088.97
Credit Card Charge	02/12/2018	180212	921 Office Supplies	fuel for SK	2290 · Scott K...	56.01		6,144.98
Credit Card Charge	02/12/2018	180309	921 Office Supplies	fuel for SK	2290 · Scott K...	42.00		6,186.98
Bill	02/13/2018	180219	Windstream	Telephone & i...	2221 · Vendors	323.98		6,510.96
Credit Card Charge	02/15/2018	180226	921 Office Supplies	fuel for BL	2289 · Bruce L...	53.20		6,564.16
Credit Card Charge	02/15/2018	180226	921 Office Supplies	fuel for BL	2289 · Bruce L...	43.00		6,607.16
Credit Card Charge	02/19/2018	180226	921 Office Supplies	fuel for BL	2289 · Bruce L...	38.60		6,645.76
Bill	02/20/2018	180220	Pioneer Telephone ...	Telephone & i...	2221 · Vendors	103.86		6,749.62
Credit Card Charge	02/20/2018	180226	921 Office Supplies	fuel for BL	2289 · Bruce L...	14.33		6,763.95
Bill	02/20/2018	02357...	US Cellular	Mobile phone...	2221 · Vendors	403.92		7,167.87
Bill	02/20/2018	180305	5100 Scott Kniess	Internet for Ki...	2221 · Vendors	836.25		8,004.12
Credit Card Charge	02/21/2018	180309	921 Office Supplies	fuel for SK	2290 · Scott K...	50.00		8,054.12
Credit Card Charge	02/23/2018	180226	921 Office Supplies	fuel for BL	2289 · Bruce L...	46.00		8,100.12
Credit Card Charge	02/26/2018	180301	921 Office Supplies	fuel for BL	2289 · Bruce L...	48.30		8,148.42
Credit Card Charge	02/26/2018	180309	921 Office Supplies	fuel for SK	2290 · Scott K...	49.01		8,197.43
Bill	02/28/2018	180228	E & S Oil Company	Bruce Lynn fuel	2221 · Vendors	44.00		8,241.43
Bill	02/28/2018	180308	Monday's Stop N Sh...	Fuel for Ochel...	2221 · Vendors	1,779.87		10,021.30
Bill	03/01/2018	180305	Totah Communicati...	Telephone & i...	2221 · Vendors	291.34		10,312.64
Bill	03/01/2018	180305	Motley Gin, Inc.	Fuel bill for H...	2221 · Vendors	439.72		10,752.36
Bill	03/03/2018	180308	Monday's Stop N Sh...	Fuel for Ochel...	2221 · Vendors	1,767.43		12,519.79
Bill	03/05/2018	180305	Pioneer Cellular - us...	Cell phone se...	2221 · Vendors	109.33		12,629.12
Credit Card Charge	03/05/2018	180309	921 Office Supplies	fuel for SK	2290 · Scott K...	64.00		12,693.12
Credit Card Charge	03/05/2018	180320	921 Office Supplies	fuel for BL	2289 · Bruce L...	50.90		12,744.02
Credit Card Charge	03/06/2018	180419	921 Office Supplies	fuel for SK	2290 · Scott K...	47.00		12,791.02
Credit Card Charge	03/08/2018	180320	921 Office Supplies	fuel for BL	2289 · Bruce L...	43.20		12,834.22
Credit Card Charge	03/08/2018	180417	921 Office Supplies	Fuel for CC	2294 · Chris Cr...	68.00		12,902.22
Credit Card Charge	03/08/2018	180419	921 Office Supplies	fuel for SK	2290 · Scott K...	59.00		12,961.22

Navitas Utility Corporation
General Ledger
As of December 31, 2018

Type	Date	Num	Name	Memo	Split	Debit	Credit	Balance
Credit Card Charge	03/08/2018	180419	921 Office Supplies	fuel for SK	2290 · Scott K...	35.00		12,996.22
Bill	03/09/2018	03092...	AT&T Mobility	Mobile phone...	2221 · Vendors	459.34		13,455.56
Bill	03/13/2018	180319	Windstream	Telephone & i...	2221 · Vendors	324.11		13,779.67
Credit Card Charge	03/14/2018	180320	921 Office Supplies	fuel for backk...	2289 · Bruce L...	100.45		13,880.12
Credit Card Charge	03/14/2018	180320	921 Office Supplies	fuel for BL	2289 · Bruce L...	55.50		13,935.62
Credit Card Charge	03/14/2018	180419	921 Office Supplies	fuel for SK	2290 · Scott K...	62.00		13,997.62
Bill	03/19/2018	180319	The Anadarko Daily ...	newspaper	2221 · Vendors	87.00		14,084.62
Bill	03/20/2018	180322	Pioneer Telephone ...	Telephone & i...	2221 · Vendors	92.09		14,176.71
Bill	03/20/2018	02406...	US Cellular	Mobile phone...	2221 · Vendors	403.92		14,580.63
Credit Card Charge	03/21/2018	180417	921 Office Supplies	Fuel for JS	2278 · Trenton...	20.00		14,600.63
Credit Card Charge	03/21/2018	180417	921 Office Supplies	Fuel for JG	2275 · Johnny ...	64.00		14,664.63
Credit Card Charge	03/21/2018	180320	921 Office Supplies	Fuel for BL	2289 · Bruce L...	53.30		14,717.93
Credit Card Charge	03/21/2018	180320	921 Office Supplies	Fuel for BL	2289 · Bruce L...	15.50		14,733.43
Credit Card Charge	03/22/2018	180320	921 Office Supplies	Fuel for BL	2289 · Bruce L...	11.00		14,744.43
Credit Card Charge	03/23/2018	180320	921 Office Supplies	fuel for BL	2289 · Bruce L...	58.60		14,803.03
Bill	03/27/2018	58837...	Quill	Supplies for ...	2221 · Vendors	51.19		14,854.22
Credit Card Charge	03/27/2018	180320	921 Office Supplies	fuel for BL	2289 · Bruce L...	21.90		14,876.12
Bill	03/28/2018	59084...	Quill	Supplies for ...	2221 · Vendors	42.00		14,918.12
Credit Card Charge	03/28/2018	180419	921 Office Supplies	fuel for SK	2290 · Scott K...	42.00		14,960.12
Credit Card Charge	03/29/2018	180417	921 Office Supplies	Supplies for ...	2285 · Jeff Fog...	21.77		14,981.89
Bill	03/31/2018	03/31/...	Monday's Stop N Sh...	Fuel for Ochel...	2221 · Vendors	1,439.73		16,421.62
Bill	04/01/2018	180401	E & S Oil Company	Bruce Lynn fuel	2221 · Vendors	36.25		16,457.87
Bill	04/01/2018	180409	Totah Communicati...	Telephone & i...	2221 · Vendors	290.75		16,748.62
Bill	04/01/2018	180409	Motley Gin, Inc.	Fuel bill for H...	2221 · Vendors	365.85		17,114.47
Credit Card Charge	04/02/2018	180419	921 Office Supplies	fuel for SK	2290 · Scott K...	46.00		17,160.47
Credit Card Charge	04/03/2018	180419	921 Office Supplies	fuel for SK	2290 · Scott K...	64.00		17,224.47
Credit Card Charge	04/04/2018	180320	921 Office Supplies	fuel for BL	2289 · Bruce L...	60.00		17,284.47
Credit Card Charge	04/04/2018	180419	921 Office Supplies	fuel for SK	2290 · Scott K...	46.00		17,330.47
Bill	04/05/2018	180409	Pioneer Cellular - us...	Cell phone se...	2221 · Vendors	92.91		17,423.38
Credit Card Charge	04/05/2018	180417	921 Office Supplies	Fuel for SY	2283 · Steven ...	46.47		17,469.85
Credit Card Charge	04/05/2018	180417	921 Office Supplies	Fuel for SY	2283 · Steven ...	36.17		17,506.02
Credit Card Charge	04/05/2018	180417	921 Office Supplies	Fuel for SY	2283 · Steven ...	39.79		17,545.81
Credit Card Charge	04/05/2018	180419	921 Office Supplies	fuel for SK	2290 · Scott K...	14.00		17,559.81
Bill	04/09/2018	04092...	AT&T Mobility	Mobile phone...	2221 · Vendors	478.27		18,038.08
Credit Card Charge	04/10/2018	180320	921 Office Supplies	fuel for BL	2289 · Bruce L...	53.65		18,091.73
Credit Card Charge	04/11/2018	180419	921 Office Supplies	fuel for SK	2290 · Scott K...	41.00		18,132.73
Bill	04/12/2018	180416	Windstream	Telephone & i...	2221 · Vendors	323.91		18,456.64
Credit Card Charge	04/12/2018	180504	921 Office Supplies	fuel for BL	2289 · Bruce L...	54.20		18,510.84
Credit Card Charge	04/13/2018	180413	921 Office Supplies	supplies for SK	2290 · Scott K...	19.45		18,530.29
Credit Card Charge	04/16/2018	180416	921 Office Supplies	fuel for SK	2290 · Scott K...	46.00		18,576.29
Credit Card Charge	04/17/2018	180504	921 Office Supplies	fuel for BL	2289 · Bruce L...	23.65		18,599.94
Credit Card Charge	04/17/2018	180417	921 Office Supplies	fuel for SK	2290 · Scott K...	53.00		18,652.94
Credit Card Charge	04/17/2018	180417	921 Office Supplies	Supplies for o...	2290 · Scott K...	40.45		18,693.39
Credit Card Charge	04/18/2018	180504	921 Office Supplies	fuel for BL	2289 · Bruce L...	46.50		18,739.89
Credit Card Charge	04/18/2018	180418	921 Office Supplies	flat tire for JG	2275 · Johnny ...	15.00		18,754.89
Bill	04/20/2018	180423	Pioneer Telephone ...	Telephone & i...	2221 · Vendors	108.81		18,863.70
Bill	04/20/2018	02454...	US Cellular	Mobile phone...	2221 · Vendors	403.12		19,266.82
Credit Card Charge	04/20/2018	180504	921 Office Supplies	fuel for BL	2289 · Bruce L...	40.00		19,306.82
Credit Card Charge	04/20/2018	180420	921 Office Supplies	fuel for SK	2290 · Scott K...	60.00		19,366.82

Navitas Utility Corporation
General Ledger
As of December 31, 2018

Type	Date	Num	Name	Memo	Split	Debit	Credit	Balance
Credit Card Charge	04/23/2018	180504	921 Office Supplies	fuel for BL	2289 · Bruce L...	54.50		19,421.32
Credit Card Charge	04/24/2018	180424	921 Office Supplies	Fuel for CC	2294 · Chris Cr...	72.00		19,493.32
Credit Card Charge	04/25/2018	180504	921 Office Supplies	fuel for BL	2289 · Bruce L...	46.00		19,539.32
Credit Card Charge	04/27/2018	180504	921 Office Supplies	fuel for BL	2289 · Bruce L...	57.00		19,596.32
Credit Card Charge	04/27/2018	180427	921 Office Supplies	fuel for SK	2290 · Scott K...	38.00		19,634.32
Bill	04/30/2018	04/30/...	Monday's Stop N Sh...	Fuel for Ochel...	2221 · Vendors	1,604.10		21,238.42
Bill	04/30/2018	180508	Motley Gin, Inc.	Fuel bill for H...	2221 · Vendors	434.08		21,672.50
Credit Card Charge	04/30/2018	180430	921 Office Supplies	fuel for SK	2290 · Scott K...	52.00		21,724.50
Bill	05/01/2018	180508	Totah Communicati...	Telephone & i...	2221 · Vendors	290.75		22,015.25
Credit Card Charge	05/02/2018	180502	921 Office Supplies	fuel for SK	2290 · Scott K...	56.00		22,071.25
Bill	05/05/2018	18005...	Pioneer Cellular - us...	Cell phone se...	2221 · Vendors	92.80		22,164.05
Credit Card Charge	05/08/2018	180508	921 Office Supplies	fuel for SK	2290 · Scott K...	67.01		22,231.06
Credit Card Charge	05/09/2018	180509	921 Office Supplies	fuel for BL	2289 · Bruce L...	63.10		22,294.16
Bill	05/10/2018	180501	AT&T Mobility	Mobile phone...	2221 · Vendors	473.27		22,767.43
Credit Card Charge	05/10/2018	180510	921 Office Supplies	fuel for BL	2289 · Bruce L...	34.80		22,802.23
Credit Card Charge	05/11/2018	180511	921 Office Supplies	Fuel for CC	2294 · Chris Cr...	80.00		22,882.23
Credit Card Charge	05/13/2018	180513	921 Office Supplies	fuel for SK	2290 · Scott K...	54.00		22,936.23
Bill	05/14/2018	180514	Windstream	Telephone & i...	2221 · Vendors	326.46		23,262.69
Credit Card Charge	05/14/2018	180514	921 Office Supplies	fuel for SK	2290 · Scott K...	56.00		23,318.69
Credit Card Charge	05/18/2018	180518	921 Office Supplies	fuel for SK	2290 · Scott K...	56.00		23,374.69
Bill	05/20/2018	180520	Pioneer Telephone ...	Telephone & i...	2221 · Vendors	108.81		23,483.50
Bill	05/20/2018	02503...	US Cellular	Mobile phone...	2221 · Vendors	408.12		23,891.62
Credit Card Charge	05/21/2018	180521	921 Office Supplies	fuel for BL	2289 · Bruce L...	54.50		23,946.12
Bill	05/21/2018	180521	E & S Oil Company	Bruce Lynn fuel	2221 · Vendors	54.00		24,000.12
Credit Card Charge	05/22/2018	180522	921 Office Supplies	fuel for BL	2289 · Bruce L...	51.16		24,051.28
Credit Card Charge	05/22/2018	180522	921 Office Supplies	fuel for BL	2289 · Bruce L...	47.69		24,098.97
Credit Card Charge	05/23/2018	180523	921 Office Supplies	fuel for SK	2290 · Scott K...	56.00		24,154.97
Credit Card Charge	05/24/2018	180524	921 Office Supplies	flat for JG	2275 · Johnny ...	15.00		24,169.97
Credit Card Charge	05/24/2018	180524	921 Office Supplies	fuel for BL	2289 · Bruce L...	51.65		24,221.62
Credit Card Charge	05/28/2018	180528	921 Office Supplies	fuel for JG	2275 · Johnny ...	30.51		24,252.13
Credit Card Charge	05/28/2018	180528	921 Office Supplies	fuel for JG	2275 · Johnny ...	81.00		24,333.13
Credit Card Charge	05/28/2018	180528	921 Office Supplies	fuel for DG	2286 · Darrel ...	20.72		24,353.85
Credit Card Charge	05/28/2018	180528	921 Office Supplies	fuel for DG	2286 · Darrel ...	10.96		24,364.81
Credit Card Charge	05/29/2018	180529	921 Office Supplies	fuel for BL	2289 · Bruce L...	45.40		24,410.21
Credit Card Charge	05/30/2018	180530	921 Office Supplies	fuel for BL	2289 · Bruce L...	50.10		24,460.31
Bill	05/31/2018	180531	Monday's Stop N Sh...	Fuel for Ochel...	2221 · Vendors	1,837.30		26,297.61
Bill	05/31/2018	180531	Motley Gin, Inc.	Fuel bill for H...	2221 · Vendors	509.50		26,807.11
Bill	06/01/2018	180601	Totah Communicati...	Telephone & i...	2221 · Vendors	290.75		27,097.86
Credit Card Charge	06/01/2018	180601	921 Office Supplies	food for SK	2290 · Scott K...	10.24		27,108.10
Credit Card Charge	06/01/2018	180601	921 Office Supplies	fuel for SK	2290 · Scott K...	68.00		27,176.10
Credit Card Charge	06/02/2018	180602	921 Office Supplies	fuel for BL	2289 · Bruce L...	51.10		27,227.20
Credit Card Charge	06/02/2018	180602	921 Office Supplies	fuel for SK	2290 · Scott K...	60.00		27,287.20
Credit Card Charge	06/04/2018	180604	921 Office Supplies	fuel for BL	2289 · Bruce L...	41.60		27,328.80
Credit Card Charge	06/04/2018	180604	921 Office Supplies	fuel for SK	2290 · Scott K...	15.00		27,343.80
Bill	06/05/2018	18006...	Pioneer Cellular - us...	Cell phone se...	2221 · Vendors	95.60		27,439.40
Credit Card Charge	06/05/2018	180605	921 Office Supplies	fuel for SK	2290 · Scott K...	50.00		27,489.40
Credit Card Charge	06/08/2018	180608	921 Office Supplies	fuel for SK	2290 · Scott K...	41.00		27,530.40
Bill	06/13/2018	180613	Windstream	Telephone & i...	2221 · Vendors	342.87		27,873.27
Credit Card Charge	06/13/2018	180613	921 Office Supplies	fuel for SK	2290 · Scott K...	55.15		27,928.42

Navitas Utility Corporation
General Ledger
As of December 31, 2018

Type	Date	Num	Name	Memo	Split	Debit	Credit	Balance
Credit Card Charge	06/13/2018	180613	921 Office Supplies	supply for SK	2290 · Scott K...	30.72		27,959.14
Credit Card Charge	06/16/2018	180616	921 Office Supplies	fuel for SK	2290 · Scott K...	54.00		28,013.14
Credit Card Charge	06/18/2018	180618	921 Office Supplies	food for SK	2290 · Scott K...	18.50		28,031.64
Bill	06/20/2018	180620	Pioneer Cellular - us...	Cell phone se...	2221 · Vendors	110.44		28,142.08
Bill	06/20/2018	0255 ...	US Cellular	Mobile phone...	2221 · Vendors	403.12		28,545.20
Credit Card Charge	06/20/2018	180620	921 Office Supplies	fuel for SK	2290 · Scott K...	8.70		28,553.90
Bill	06/21/2018	180601	AT&T Mobility	Mobile phone...	2221 · Vendors	473.27		29,027.17
Credit Card Charge	06/21/2018	180621	921 Office Supplies	fuel for SK	2290 · Scott K...	47.00		29,074.17
Bill	06/23/2018	52634	E & S Oil Company	Bruce Lynn fuel	2221 · Vendors	30.00		29,104.17
Credit Card Charge	06/23/2018	180623	921 Office Supplies	supply for SK	2290 · Scott K...	28.66		29,132.83
Credit Card Charge	06/25/2018	180625	921 Office Supplies	fuel for SK	2290 · Scott K...	45.00		29,177.83
Credit Card Charge	06/27/2018	180627	921 Office Supplies	food for SK	2290 · Scott K...	9.23		29,187.06
Credit Card Charge	06/27/2018	180627	921 Office Supplies	fuel for SK	2290 · Scott K...	14.00		29,201.06
Credit Card Charge	06/27/2018	180627	921 Office Supplies	fuel for SK	2290 · Scott K...	13.99		29,215.05
Credit Card Charge	06/27/2018	180627	921 Office Supplies	fuel for SK	2290 · Scott K...	55.00		29,270.05
Credit Card Charge	06/28/2018	180628	921 Office Supplies	fuel for SK	2290 · Scott K...	19.77		29,289.82
Bill	06/30/2018	180630	Monday's Stop N Sh...	Fuel for Ochel...	2221 · Vendors	1,695.21		30,985.03
Bill	06/30/2018	180630	Motley Gin, Inc.	Fuel bill for H...	2221 · Vendors	647.29		31,632.32
Bill	07/01/2018	180701	Totah Communicati...	Telephone & i...	2221 · Vendors	279.31		31,911.63
Credit Card Charge	07/02/2018	180702	921 Office Supplies	fuel for SK - w...	2290 · Scott K...	21.00		31,932.63
Credit Card Charge	07/02/2018	180702	921 Office Supplies	fuel for SK	2290 · Scott K...	64.00		31,996.63
Credit Card Charge	07/05/2018	180705	921 Office Supplies	fuel for SK	2290 · Scott K...	16.80		32,013.43
Bill	07/05/2018	180705	Pioneer Telephone ...	Telephone & i...	2221 · Vendors	91.39		32,104.82
Credit Card Charge	07/05/2018	180705	921 Office Supplies	Fuel for SY	2283 · Steven ...	47.54		32,152.36
Credit Card Charge	07/06/2018	180706	921 Office Supplies	fuel for SK	2290 · Scott K...	44.00		32,196.36
Bill	07/09/2018	180709	AT&T Mobility	Mobile phone...	2221 · Vendors	611.96		32,808.32
Credit Card Charge	07/09/2018	180709	921 Office Supplies	Fuel for SY	2283 · Steven ...	15.41		32,823.73
Credit Card Charge	07/09/2018	180709	921 Office Supplies	Fuel for SY	2283 · Steven ...	35.00		32,858.73
Credit Card Charge	07/09/2018	180709	921 Office Supplies	fuel for SK	2290 · Scott K...	42.00		32,900.73
Credit Card Charge	07/10/2018	180710	921 Office Supplies	fuel for SY	2283 · Steven ...	32.87		32,933.60
Credit Card Charge	07/11/2018	180711	921 Office Supplies	fuel for SY / g...	2283 · Steven ...	2.86		32,936.46
Bill	07/12/2018	180712	Windstream	Telephone & i...	2221 · Vendors	325.62		33,262.08
Credit Card Charge	07/13/2018	180713	921 Office Supplies	Fuel for SY	2283 · Steven ...	33.20		33,295.28
Credit Card Charge	07/13/2018	180713	921 Office Supplies	Fuel for SY	2283 · Steven ...	46.00		33,341.28
Credit Card Charge	07/16/2018	180716	921 Office Supplies	fuel for SK	2290 · Scott K...	49.01		33,390.29
Credit Card Charge	07/18/2018	180718	921 Office Supplies	fuel for SK	2290 · Scott K...	53.00		33,443.29
Bill	07/20/2018	180720	Pioneer Cellular - us...	Cell phone se...	2221 · Vendors	108.35		33,551.64
Bill	07/20/2018	0260 ...	US Cellular	Mobile phone...	2221 · Vendors	401.51		33,953.15
Credit Card Charge	07/20/2018	18007...	921 Office Supplies	fuel for SK	2290 · Scott K...	50.00		34,003.15
Bill	07/20/2018	2990	E & S Oil Company	Bruce Lynn fuel	2221 · Vendors	12.00		34,015.15
Credit Card Charge	07/23/2018	180723	921 Office Supplies	fuel for SK	2290 · Scott K...	27.00		34,042.15
Credit Card Charge	07/24/2018	180724	921 Office Supplies	Supplies for H...	2284 · Sam Cr...	52.81		34,094.96
Credit Card Charge	07/26/2018	18007...	921 Office Supplies	fuel for SK	2290 · Scott K...	56.00		34,150.96
Credit Card Charge	07/30/2018	180730	921 Office Supplies	Lumber for flo...	2283 · Steven ...	390.20		34,541.16
Credit Card Charge	07/31/2018	180731	921 Office Supplies	fuel for SK	2290 · Scott K...	50.00		34,591.16
Bill	07/31/2018	180731	Motley Gin, Inc.	Fuel bill for H...	2221 · Vendors	410.76		35,001.92
Bill	07/31/2018	180731	Monday's Stop N Sh...	Fuel for Ochel...	2221 · Vendors	1,888.98		36,890.90
Credit Card Charge	08/01/2018	180801	921 Office Supplies	fuel for SK	2290 · Scott K...	17.00		36,907.90
Bill	08/01/2018	180801	Totah Communicati...	Telephone & i...	2221 · Vendors	279.70		37,187.60

Navitas Utility Corporation
General Ledger
As of December 31, 2018

Type	Date	Num	Name	Memo	Split	Debit	Credit	Balance
Credit Card Charge	08/02/2018	180802	921 Office Supplies	fuel for SK	2290 · Scott K...	45.00		37,232.60
Bill	08/05/2018	180805	Pioneer Cellular - us...	Cell phone se...	2221 · Vendors	93.71		37,326.31
Credit Card Charge	08/06/2018	180806	921 Office Supplies	fuel for SK	2290 · Scott K...	57.00		37,383.31
Credit Card Charge	08/08/2018	180808	921 Office Supplies	supplies for SK	2290 · Scott K...	21.00		37,404.31
Bill	08/09/2018	180809	AT&T Mobility	Mobile phone...	2221 · Vendors	545.76		37,950.07
Credit Card Charge	08/10/2018	180810	921 Office Supplies	fuel for SK	2290 · Scott K...	57.00		38,007.07
Bill	08/13/2018	180813	Windstream	Telephone & i...	2221 · Vendors	326.11		38,333.18
Credit Card Charge	08/14/2018	180814	921 Office Supplies	fuel for BL	2289 · Bruce L...	59.30		38,392.48
Credit Card Charge	08/17/2018	180817	921 Office Supplies	fuel for SK	2290 · Scott K...	53.00		38,445.48
Bill	08/20/2018	180820	Pioneer Cellular - us...	Cell phone se...	2221 · Vendors	108.35		38,553.83
Bill	08/20/2018	02651...	US Cellular	Mobile phone...	2221 · Vendors	401.51		38,955.34
Credit Card Charge	08/21/2018	180821	921 Office Supplies	fuel for SY	2283 · Steven ...	71.21		39,026.55
Credit Card Charge	08/22/2018	180817	921 Office Supplies	fuel for SK	2290 · Scott K...	55.00		39,081.55
Credit Card Charge	08/23/2018	180823	921 Office Supplies	Fuel for CC	2294 · Chris Cr...	3.01		39,084.56
Credit Card Charge	08/23/2018	180823	921 Office Supplies	Fuel for SY	2283 · Steven ...	35.45		39,120.01
Credit Card Charge	08/28/2018	180828	921 Office Supplies	fuel for SK	2290 · Scott K...	65.00		39,185.01
Credit Card Charge	08/29/2018	180829	921 Office Supplies	supplies for SK	2290 · Scott K...	20.50		39,205.51
Credit Card Charge	08/29/2018	180829	921 Office Supplies	supplies for SK	2290 · Scott K...	9.23		39,214.74
Credit Card Charge	08/30/2018	180830	921 Office Supplies	fuel for BL	2289 · Bruce L...	59.00		39,273.74
Bill	08/31/2018	180831	Motley Gin, Inc.	Fuel bill for H...	2221 · Vendors	421.50		39,695.24
Bill	09/01/2018	180901	Monday's Stop N Sh...	Fuel for Ochel...	2221 · Vendors	1,860.75		41,555.99
Bill	09/01/2018	180901	Totah Communicati...	Telephone & i...	2221 · Vendors	279.27		41,835.26
Bill	09/01/2018	18090...	AT&T Mobility	Mobile phone...	2221 · Vendors	540.46		42,375.72
Bill	09/05/2018	18090...	Pioneer Cellular - us...	Cell phone se...	2221 · Vendors	92.94		42,468.66
Credit Card Charge	09/06/2018	180906	887 Maintenance of ...	Fuel for SY	2283 · Steven ...	55.08		42,523.74
Credit Card Charge	09/07/2018	180907	921 Office Supplies	fuel for SK	2290 · Scott K...	40.00		42,563.74
Credit Card Charge	09/10/2018	180910	921 Office Supplies	fuel for BL	2289 · Bruce L...	64.50		42,628.24
Credit Card Charge	09/12/2018	180912	921 Office Supplies	Flats for KP	2288 · Kevin P...	135.73		42,763.97
Bill	09/13/2018	180913	Windstream	Telephone & i...	2221 · Vendors	326.56		43,090.53
Credit Card Charge	09/14/2018	180914	921 Office Supplies	fuel for SK	2290 · Scott K...	53.00		43,143.53
Credit Card Charge	09/17/2018	180917	921 Office Supplies	fuel for SK	2290 · Scott K...	60.00		43,203.53
Credit Card Charge	09/19/2018	180919	921 Office Supplies	fuel for BL	2289 · Bruce L...	69.00		43,272.53
Bill	09/20/2018	18092...	Pioneer Cellular - us...	Cell phone se...	2221 · Vendors	245.01		43,517.54
Bill	09/20/2018	02701...	US Cellular	Mobile phone...	2221 · Vendors	401.51		43,919.05
Credit Card Charge	09/28/2018	180928	921 Office Supplies	Fuel for CC	2294 · Chris Cr...	85.01		44,004.06
Bill	09/30/2018	180930	Motley Gin, Inc.	Fuel bill for H...	2221 · Vendors	388.62		44,392.68
Bill	10/01/2018	181001	Totah Communicati...	Telephone & i...	2221 · Vendors	279.83		44,672.51
Credit Card Charge	10/01/2018	181001	921 Office Supplies	fuel for SK	2290 · Scott K...	54.00		44,726.51
Bill	10/01/2018	18100...	AT&T Mobility	Mobile phone...	2221 · Vendors	542.50		45,269.01
Bill	10/01/2018	181001	Monday's Stop N Sh...	Fuel for Ochel...	2221 · Vendors	1,538.52		46,807.53
Credit Card Charge	10/03/2018	181003	921 Office Supplies	fuel for BL	2289 · Bruce L...	62.01		46,869.54
Credit Card Charge	10/04/2018	181004	921 Office Supplies	supplies for SK	2290 · Scott K...	22.19		46,891.73
Bill	10/05/2018	18100...	Pioneer Cellular - us...	Cell phone se...	2221 · Vendors	93.13		46,984.86
Credit Card Charge	10/08/2018	181008	921 Office Supplies	fuel for SK	2290 · Scott K...	51.00		47,035.86
Credit Card Charge	10/11/2018	181011	921 Office Supplies	fuel for SK	2290 · Scott K...	53.00		47,088.86
Bill	10/12/2018	181012	Windstream	Telephone & i...	2221 · Vendors	311.61		47,400.47
Credit Card Charge	10/19/2018	181019	921 Office Supplies	fuel for SK	2290 · Scott K...	62.00		47,462.47
Bill	10/20/2018	18102...	Pioneer Cellular - us...	Cell phone se...	2221 · Vendors	114.35		47,576.82
Bill	10/20/2018	02752...	US Cellular	Mobile phone...	2221 · Vendors	402.75		47,979.57

Navitas Utility Corporation
General Ledger
As of December 31, 2018

Type	Date	Num	Name	Memo	Split	Debit	Credit	Balance
Bill	10/22/2018	181022	E & S Oil Company	Bruce Lynn fuel	2221 · Vendors	41.00		48,020.57
Credit Card Charge	10/23/2018	181023	921 Office Supplies	fuel for SK	2290 · Scott K...	53.00		48,073.57
Credit Card Charge	10/29/2018	181029	921 Office Supplies	fuel for SK	2290 · Scott K...	63.00		48,136.57
Bill	10/31/2018	181031	Motley Gin, Inc.	Fuel bill for H...	2221 · Vendors	341.75		48,478.32
Bill	11/01/2018	181101	Totah Communicati...	Telephone & i...	2221 · Vendors	279.83		48,758.15
Credit Card Charge	11/01/2018	181101	921 Office Supplies	fuel for SK	2290 · Scott K...	59.00		48,817.15
Bill	11/01/2018	18110...	AT&T Mobility	Mobile phone...	2221 · Vendors	522.87		49,340.02
Bill	11/05/2018	18110...	Pioneer Cellular - us...	Cell phone se...	2221 · Vendors	94.02		49,434.04
Bill	11/06/2018	181106	Monday's Stop N Sh...	Fuel for Ochel...	2221 · Vendors	1,808.55		51,242.59
Credit Card Charge	11/08/2018	181108	921 Office Supplies	fuel for SY	2283 · Steven ...	206.73		51,449.32
Bill	11/13/2018	181113	Windstream	Telephone & i...	2221 · Vendors	311.47		51,760.79
Credit Card Charge	11/14/2018	181114	921 Office Supplies	fuel for SK	2290 · Scott K...	64.00		51,824.79
Credit Card Charge	11/14/2018	181114	921 Office Supplies	fuel for SK	2290 · Scott K...	2.13		51,826.92
Credit Card Charge	11/14/2018	181114	921 Office Supplies	fuel for SK	2290 · Scott K...	13.83		51,840.75
Credit Card Charge	11/15/2018	181115	921 Office Supplies	Fuel for CC	2294 · Chris Cr...	19.02		51,859.77
Bill	11/15/2018	S55472	E & S Oil Company	Bruce Lynn fuel	2221 · Vendors	40.25		51,900.02
Credit Card Charge	11/15/2018	181115	921 Office Supplies	supplies for SK	2290 · Scott K...	31.60		51,931.62
Credit Card Charge	11/17/2018	181117	921 Office Supplies	supplies for SK	2290 · Scott K...	60.01		51,991.63
Bill	11/20/2018	18112...	Pioneer Cellular - us...	Cell phone se...	2221 · Vendors	114.35		52,105.98
Bill	11/20/2018	02802...	US Cellular	Mobile phone...	2221 · Vendors	402.75		52,508.73
Credit Card Charge	11/21/2018	181121	921 Office Supplies	Amazon - 15 ...	2283 · Steven ...	1,500.00		54,008.73
Credit Card Charge	11/21/2018	181121	921 Office Supplies	supplies for SK	2290 · Scott K...	29.80		54,038.53
Credit Card Charge	11/22/2018	181122	921 Office Supplies	supplies for SK	2290 · Scott K...	51.00		54,089.53
Credit Card Charge	11/27/2018	181127	921 Office Supplies	supplies for SK	2290 · Scott K...	54.00		54,143.53
Bill	11/28/2018	181128	Motley Gin, Inc.	Fuel bill for H...	2221 · Vendors	431.78		54,575.31
Credit Card Charge	11/29/2018	181129	921 Office Supplies	supplies for SK	2290 · Scott K...	46.00		54,621.31
Bill	12/01/2018	181201	Totah Communicati...	Telephone & i...	2221 · Vendors	279.83		54,901.14
Bill	12/01/2018	18120...	AT&T Mobility	Mobile phone...	2221 · Vendors	522.87		55,424.01
Bill	12/05/2018	18120...	Pioneer Cellular - us...	Cell phone se...	2221 · Vendors	92.62		55,516.63
Credit Card Charge	12/05/2018	181205	921 Office Supplies	supplies for SK	2290 · Scott K...	45.00		55,561.63
Credit Card Charge	12/07/2018	181207	921 Office Supplies	Flats for KP	2288 · Kevin P...	102.78		55,664.41
Bill	12/07/2018	181207	Monday's Stop N Sh...	Fuel for Ochel...	2221 · Vendors	1,316.24		56,980.65
Credit Card Charge	12/07/2018	181207	921 Office Supplies	BH 75-24 for ...	2288 · Kevin P...	135.00		57,115.65
Bill	12/13/2018	181213	Windstream	Telephone & i...	2221 · Vendors	311.47		57,427.12
Credit Card Charge	12/19/2018	181219	921 Office Supplies	fuel for SK	2290 · Scott K...	50.00		57,477.12
Bill	12/20/2018	S55612	E & S Oil Company	Bruce Lynn fuel	2221 · Vendors	45.00		57,522.12
Bill	12/20/2018	S55613	E & S Oil Company	Bruce Lynn fuel	2221 · Vendors	9.43		57,531.55
Bill	12/20/2018	02540...	US Cellular	Mobile phone...	2221 · Vendors	404.99		57,936.54
Bill	12/20/2018	18122...	Pioneer Cellular - us...	Cell phone se...	2221 · Vendors	114.45		58,050.99
Credit Card Charge	12/20/2018	181220	921 Office Supplies	fuel for SK	2290 · Scott K...	44.00		58,094.99
Bill	12/27/2018	181227	Motley Gin, Inc.	Fuel bill for H...	2221 · Vendors	296.00		58,390.99
Credit Card Charge	12/28/2018	181228	921 Office Supplies	fuel for SK	2290 · Scott K...	40.00		58,430.99
Bill	12/31/2018	181231	Monday's Stop N Sh...	Fuel for Ochel...	2221 · Vendors	1,235.85		59,666.84
Total 921.46 · Office Supplies OK						59,666.84	0.00	59,666.84

Navitas Utility Corporation
General Ledger
As of December 31, 2018

Type	Date	Num	Name	Memo	Split	Debit	Credit	Balance
921 · Office Supplies - Other								0.00
Credit Card Charge	06/04/2018	180604	921 Office Supplies	PayPal - Matc...	2282 · Thomas...	211.80		211.80
Credit Card Charge	08/01/2018	180801	921 Office Supplies	Wurth USA	2282 · Thomas...	554.87		766.67
Credit Card Charge	09/03/2018	22808...	921 Office Supplies	Supplies for C...	2282 · Thomas...	60.42		827.09
Credit Card Charge	09/03/2018	C09718	921 Office Supplies	Supplies for C...	2282 · Thomas...	136.62		963.71
Credit Card Charge	09/09/2018	180909	921 Office Supplies	Supplies for C...	2291 · Ross M...	901.62		1,865.33
Credit Card Charge	09/10/2018	180910	921 Office Supplies	Supplies for C...	2282 · Thomas...	41.26		1,906.59
Credit Card Charge	09/27/2018	180927	921 Office Supplies	Supplies for C...	2291 · Ross M...	56.31		1,962.90
Credit Card Charge	11/06/2018	181106	921 Office Supplies	Incorp NUC NV	2291 · Ross M...	49.00		2,011.90
Credit Card Charge	11/06/2018	181106	921 Office Supplies	Incorp Comm ...	2291 · Ross M...	49.00		2,060.90
Credit Card Charge	11/09/2018	181109	Navitas Assets, LLC	registered ag...	2291 · Ross M...	20.00		2,080.90
Credit Card Charge	12/11/2018	181211	Navitas Assets, LLC	Communicati...	2291 · Ross M...	25.00		2,105.90
Total 921 · Office Supplies - Other						2,105.90	0.00	2,105.90
Total 921 · Office Supplies						215,526.15	677.11	214,849.04
923 · Outside Services								0.00
6000 · O/H								0.00
Total 6000 · O/H								0.00
6241 · Contracted Transportation								0.00
Bill	01/01/2018	18-016	DeBritton Aviation Ltd.	Monthly Aircr...	2221 · Vendors	1,500.00		1,500.00
Bill	02/01/2018	18-035	DeBritton Aviation Ltd.	Monthly Aircr...	2221 · Vendors	1,500.00		3,000.00
General Journal	02/28/2018	180228		Accruable us...	1499 · Contrac...	7,560.00		10,560.00
Bill	12/22/2018	181222	Klint Alexander	airfare and ca...	2221 · Vendors	327.98		10,887.98
Total 6241 · Contracted Transportation						10,887.98	0.00	10,887.98
6300 · Acct								0.00
Suspense								0.00
Total Suspense								0.00
6310 · Consultation								0.00
Total 6310 · Consultation								0.00
6300 · Acct - Other								0.00
Total 6300 · Acct - Other								0.00
Total 6300 · Acct								0.00

Navitas Utility Corporation
General Ledger
As of December 31, 2018

Type	Date	Num	Name	Memo	Split	Debit	Credit	Balance
6420 · Tax consult & filing								0.00
Bill	01/31/2018	23753	HBC CPAs & Advisors	Progress billin...	2221 · Vendors	9,150.00		9,150.00
Bill	02/08/2018	2017 ...	State of California	20-5778213 2...	2221 · Vendors	80.04		9,230.04
Bill	02/28/2018	23923	HBC CPAs & Advisors	Progress billin...	2221 · Vendors	5,000.00		14,230.04
Bill	03/31/2018	24189	HBC CPAs & Advisors	Progress billin...	2221 · Vendors	5,000.00		19,230.04
General Journal	06/01/2018	180601		Property Tax ...	2431 · Other	1,000.00		20,230.04
General Journal	07/01/2018	180701		Property Tax ...	-SPLIT-	1,000.00		21,230.04
General Journal	07/01/2018	180701		Property Tax ...	6420 · Tax con...	1,900.00		23,130.04
General Journal	08/01/2018	180801		Property Tax ...	-SPLIT-	1,000.00		24,130.04
General Journal	08/01/2018	180801		Property Tax ...	6420 · Tax con...	1,900.00		26,030.04
General Journal	09/01/2018	180901		Property Tax ...	-SPLIT-	1,000.00		27,030.04
General Journal	09/01/2018	180901		Property Tax ...	6420 · Tax con...	1,900.00		28,930.04
Credit Card Charge	09/07/2018	180907	Fort Cobb Fuel Auth...	Oklahoma Se...	2282 · Thomas...	104.00		29,034.04
Bill	09/14/2018	2018 ...	State of California	20-5778213 2...	2221 · Vendors	800.00		29,834.04
Bill	09/14/2018	2017 ...	State of California	EIN 20-57782...	2221 · Vendors	29.00		29,863.04
Bill	09/14/2018	Form ...	Oklahoma Tax Com...	FEI 20-57782...	2221 · Vendors	1,160.00		31,023.04
Invoice	09/30/2018	1809F...	Fort Cobb Fuel Auth...	Oklahoma Se...	1201 · From m...		104.00	30,919.04
General Journal	10/01/2018	181001	K E Andrews and C...	Property Tax ...	-SPLIT-	1,000.00		31,919.04
General Journal	10/01/2018	181001	HBC CPAs & Advisors	Property Tax ...	6420 · Tax con...	1,900.00		33,819.04
Bill	10/30/2018	181030	Christine Lynn Curtis	signature & tr...	2221 · Vendors	15.00		33,834.04
General Journal	11/01/2018	181101		Property Tax ...	-SPLIT-	1,000.00		34,834.04
General Journal	11/01/2018	181101		Property Tax ...	6420 · Tax con...	1,900.00		36,734.04
Bill	11/05/2018	10754	K E Andrews and C...	2018 Property...	2221 · Vendors	7,000.00		43,734.04
General Journal	11/05/2018	181105		Reverse Prop...	-SPLIT-		7,000.00	36,734.04
General Journal	11/28/2018	181128		20-5778213 2...	1107 · Checkin...		15.59	36,718.45
General Journal	12/01/2018	181201		Property Tax ...	-SPLIT-	1,000.00		37,718.45
General Journal	12/01/2018	181201		Property Tax ...	6420 · Tax con...	1,900.00		39,618.45
Credit Card Charge	12/10/2018	181210	Navitas Assets, LLC	Business Lice...	2291 · Ross M...	339.00		39,957.45
Bill	12/31/2018	25201	HBC CPAs & Advisors	billing for audi...	2221 · Vendors	2,875.00		42,832.45
Total 6420 · Tax consult & filing						49,952.04	7,119.59	42,832.45
6425 · Legal								0.00
Bill	09/10/2018	180910	Navitas KY NG LLC	proposed con...	2221 · Vendors	1,520.00		1,520.00
Invoice	10/31/2018	1810K...	Navitas KY NG LLC	proposed con...	1201 · From m...		1,520.00	0.00
Bill	12/03/2018	2019-...	The State Bar of Cal...	State Bar of C...	2221 · Vendors	430.00		430.00
Total 6425 · Legal						1,950.00	1,520.00	430.00
6500 · Develop exps								0.00
6510 · New opportun & methods								0.00
Total 6510 · New opportun & methods								0.00
6500 · Develop exps - Other								0.00
Total 6500 · Develop exps - Other								0.00
Total 6500 · Develop exps								0.00

Navitas Utility Corporation
General Ledger
As of December 31, 2018

Type	Date	Num	Name	Memo	Split	Debit	Credit	Balance
923.15 · Outside Services KY								0.00
Bill	01/01/2018	171120	Klint Alexander	General Coun...	2221 · Vendors	500.00		500.00
Bill	01/01/2018	171001	Klint Alexander	General Coun...	2221 · Vendors	500.00		1,000.00
Bill	01/02/2018	2016, ...	Roger Grider	Estell Lee Pro...	2221 · Vendors	400.00		1,400.00
Bill	01/02/2018	2016, ...	Roger Grider	Roy Grider Pr...	2221 · Vendors	165.00		1,565.00
Bill	01/02/2018	2016, ...	Roger Grider	Estell Lee Pro...	2221 · Vendors	400.00		1,965.00
Bill	01/02/2018	2016, ...	Roger Grider	Roy Grider Pr...	2221 · Vendors	165.00		2,130.00
Bill	01/22/2018	180122	Klint Alexander	General Coun...	2221 · Vendors	500.00		2,630.00
Bill	02/01/2018	180201	Klint Alexander	General Coun...	2221 · Vendors	500.00		3,130.00
Bill	03/05/2018	180305	Klint Alexander	General Coun...	2221 · Vendors	500.00		3,630.00
Bill	04/01/2018	180508	Klint Alexander	General Coun...	2221 · Vendors	529.97		4,159.97
Bill	04/28/2018	EX180...	LMJ Industries	KY Frontier M...	2221 · Vendors	578.82		4,738.79
Bill	05/01/2018	180508	Klint Alexander	General Coun...	2221 · Vendors	500.00		5,238.79
Bill	05/26/2018	180526	Klint Alexander	General Coun...	2221 · Vendors	500.00		5,738.79
Bill	06/26/2018	180626	Klint Alexander	General Coun...	2221 · Vendors	500.00		6,238.79
Bill	07/24/2018	180724	Klint Alexander	General Coun...	2221 · Vendors	500.00		6,738.79
Bill	08/25/2018	180825	Klint Alexander	General Coun...	2221 · Vendors	500.00		7,238.79
Bill	09/20/2018	180920	Klint Alexander	General Coun...	2221 · Vendors	500.00		7,738.79
Bill	10/30/2018	181030	Klint Alexander	General Coun...	2221 · Vendors	500.00		8,238.79
Bill	11/26/2018	181126	Klint Alexander	General Coun...	2221 · Vendors	500.00		8,738.79
Bill	12/22/2018	181222	Klint Alexander	General Coun...	2221 · Vendors	500.00		9,238.79
Total 923.15 · Outside Services KY						9,238.79	0.00	9,238.79
923.16 · Outside Services TN								0.00
Bill	01/01/2018	171120	Klint Alexander	General Coun...	2221 · Vendors	500.00		500.00
Bill	01/01/2018	171001	Klint Alexander	General Coun...	2221 · Vendors	500.00		1,000.00
Bill	01/02/2018	40030...	Cintas Corporation #...	Jellico uniforms	2221 · Vendors	25.00		1,025.00
Bill	01/08/2018	40032...	Cintas Corporation #...	Jellico uniforms	2221 · Vendors	25.00		1,050.00
Bill	01/15/2018	166452	Farris Bobango Bra...	Retainer fee f...	2221 · Vendors	1,500.00		2,550.00
Bill	01/15/2018	40033...	Cintas Corporation #...	Jellico uniforms	2221 · Vendors	25.00		2,575.00
Bill	01/22/2018	40034...	Cintas Corporation #...	Jellico uniforms	2221 · Vendors	25.00		2,600.00
Bill	01/22/2018	180122	Klint Alexander	General Coun...	2221 · Vendors	500.00		3,100.00
Bill	01/29/2018	40035...	Cintas Corporation #...	Jellico uniforms	2221 · Vendors	25.00		3,125.00
Bill	02/01/2018	180201	Klint Alexander	General Coun...	2221 · Vendors	500.00		3,625.00
Bill	02/05/2018	40036...	Cintas Corporation #...	Jellico uniforms	2221 · Vendors	25.00		3,650.00
Bill	02/12/2018	40037...	Cintas Corporation #...	Jellico uniforms	2221 · Vendors	25.00		3,675.00
Bill	02/15/2018	167322	Farris Bobango Bra...	Retainer fee f...	2221 · Vendors	1,500.00		5,175.00
Bill	02/19/2018	40039...	Cintas Corporation #...	Jellico uniforms	2221 · Vendors	25.00		5,200.00
Bill	02/26/2018	40040...	Cintas Corporation #...	Jellico uniforms	2221 · Vendors	25.00		5,225.00
Bill	03/05/2018	40042...	Cintas Corporation #...	Jellico uniforms	2221 · Vendors	25.00		5,250.00
Bill	03/05/2018	180305	Klint Alexander	General Coun...	2221 · Vendors	500.00		5,750.00
Bill	03/12/2018	40043...	Cintas Corporation #...	Jellico uniforms	2221 · Vendors	25.00		5,775.00
Bill	03/15/2018	167323	Farris Bobango Bra...	Retainer fee f...	2221 · Vendors	1,500.00		7,275.00
Bill	03/19/2018	40045...	Cintas Corporation #...	Jellico uniforms	2221 · Vendors	25.00		7,300.00
Bill	03/26/2018	40046...	Cintas Corporation #...	Jellico uniforms	2221 · Vendors	25.00		7,325.00
Bill	04/02/2018	40048...	Cintas Corporation #...	Jellico uniforms	2221 · Vendors	25.00		7,350.00
Bill	04/09/2018	40050...	Cintas Corporation #...	Jellico uniforms	2221 · Vendors	25.00		7,375.00
Bill	04/16/2018	40051...	Cintas Corporation #...	Jellico uniforms	2221 · Vendors	25.00		7,400.00

Navitas Utility Corporation
General Ledger
As of December 31, 2018

Type	Date	Num	Name	Memo	Split	Debit	Credit	Balance
Bill	04/16/2018	167925	Farris Bobango Bra...	Retainer fee f...	2221 · Vendors	1,500.00		8,900.00
Bill	04/23/2018	40053...	Cintas Corporation #...	Jellico uniforms	2221 · Vendors	25.00		8,925.00
Bill	04/30/2018	40055...	Cintas Corporation #...	Jellico uniforms	2221 · Vendors	25.00		8,950.00
Bill	05/01/2018	180508	Klint Alexander	General Coun...	2221 · Vendors	500.00		9,450.00
Bill	05/07/2018	40056...	Cintas Corporation #...	Jellico uniforms	2221 · Vendors	25.00		9,475.00
Bill	05/14/2018	4005 ...	Cintas Corporation #...	Jellico uniforms	2221 · Vendors	25.00		9,500.00
Bill	05/16/2018	168463	Farris Bobango Bra...	Retainer fee f...	2221 · Vendors	1,500.00		11,000.00
Bill	05/21/2018	4006 ...	Cintas Corporation #...	Jellico uniforms	2221 · Vendors	25.00		11,025.00
Bill	05/26/2018	180526	Klint Alexander	General Coun...	2221 · Vendors	500.00		11,525.00
Bill	05/28/2018	4006 ...	Cintas Corporation #...	Jellico uniforms	2221 · Vendors	25.00		11,550.00
Bill	06/04/2018	4006 ...	Cintas Corporation #...	Jellico uniforms	2221 · Vendors	27.69		11,577.69
Bill	06/11/2018	4006 ...	Cintas Corporation #...	Jellico uniforms	2221 · Vendors	27.69		11,605.38
Bill	06/14/2018	168804	Farris Bobango Bra...	Retainer fee f...	2221 · Vendors	1,500.00		13,105.38
Bill	06/18/2018	4006 ...	Cintas Corporation #...	Jellico uniforms	2221 · Vendors	27.69		13,133.07
Bill	06/25/2018	4007 ...	Cintas Corporation #...	Jellico uniforms	2221 · Vendors	27.69		13,160.76
Bill	06/26/2018	180626	Klint Alexander	General Coun...	2221 · Vendors	500.00		13,660.76
Bill	07/02/2018	4007 ...	Cintas Corporation #...	Jellico uniforms	2221 · Vendors	27.69		13,688.45
Bill	07/09/2018	4007 ...	Cintas Corporation #...	Jellico uniforms	2221 · Vendors	27.69		13,716.14
Bill	07/16/2018	169223	Farris Bobango Bra...	Retainer fee f...	2221 · Vendors	1,500.00		15,216.14
Bill	07/16/2018	4007 ...	Cintas Corporation #...	Jellico uniforms	2221 · Vendors	27.69		15,243.83
Bill	07/23/2018	4007 ...	Cintas Corporation #...	Jellico uniforms	2221 · Vendors	27.69		15,271.52
Bill	07/24/2018	180724	Klint Alexander	General Coun...	2221 · Vendors	500.00		15,771.52
Bill	07/30/2018	4008 ...	Cintas Corporation #...	Jellico uniforms	2221 · Vendors	27.69		15,799.21
Bill	08/03/2018	4008 ...	Cintas Corporation #...	Jellico uniforms	2221 · Vendors	27.69		15,826.90
Bill	08/10/2018	4008 ...	Cintas Corporation #...	Jellico uniforms	2221 · Vendors	27.69		15,854.59
Bill	08/15/2018	169624	Farris Bobango Bra...	Retainer fee f...	2221 · Vendors	1,500.00		17,354.59
Bill	08/17/2018	4008 ...	Cintas Corporation #...	Jellico uniforms	2221 · Vendors	27.69		17,382.28
Bill	08/24/2018	4009 ...	Cintas Corporation #...	Jellico uniforms	2221 · Vendors	27.69		17,409.97
Bill	08/25/2018	180825	Klint Alexander	General Coun...	2221 · Vendors	500.00		17,909.97
Bill	08/31/2018	4009 ...	Cintas Corporation #...	Jellico uniforms	2221 · Vendors	27.69		17,937.66
Bill	09/07/2018	4009 ...	Cintas Corporation #...	Jellico uniforms	2221 · Vendors	27.69		17,965.35
Bill	09/14/2018	4009 ...	Cintas Corporation #...	Jellico uniforms	2221 · Vendors	27.69		17,993.04
Bill	09/17/2018	170193	Farris Bobango Bra...	Retainer fee f...	2221 · Vendors	1,500.00		19,493.04
Bill	09/20/2018	180920	Klint Alexander	General Coun...	2221 · Vendors	500.00		19,993.04
Bill	09/21/2018	4010 ...	Cintas Corporation #...	Jellico uniforms	2221 · Vendors	27.69		20,020.73
Bill	09/28/2018	4010 ...	Cintas Corporation #...	Jellico uniforms	2221 · Vendors	27.69		20,048.42
Bill	10/05/2018	4010 ...	Cintas Corporation #...	Jellico uniforms	2221 · Vendors	27.69		20,076.11
Bill	10/11/2018	170574	Farris Bobango Bra...	Retainer fee f...	2221 · Vendors	1,500.00		21,576.11
Bill	10/12/2018	4010 ...	Cintas Corporation #...	Jellico uniforms	2221 · Vendors	27.69		21,603.80
Bill	10/19/2018	4011 ...	Cintas Corporation #...	Jellico uniforms	2221 · Vendors	27.69		21,631.49
Bill	10/26/2018	4011 ...	Cintas Corporation #...	Jellico uniforms	2221 · Vendors	27.69		21,659.18
Bill	10/30/2018	181030	Klint Alexander	General Coun...	2221 · Vendors	500.00		22,159.18
Bill	11/02/2018	4011 ...	Cintas Corporation #...	Jellico uniforms	2221 · Vendors	27.69		22,186.87
Bill	11/09/2018	4012 ...	Cintas Corporation #...	Jellico uniforms	2221 · Vendors	27.69		22,214.56
Bill	11/11/2018	171282	Farris Bobango Bra...	Retainer fee f...	2221 · Vendors	1,500.00		23,714.56
Bill	11/15/2018	4012 ...	Cintas Corporation #...	Jellico uniforms	2221 · Vendors	27.69		23,742.25
Bill	11/21/2018	4012 ...	Cintas Corporation #...	Jellico uniforms	2221 · Vendors	27.69		23,769.94
Bill	11/26/2018	181126	Klint Alexander	General Coun...	2221 · Vendors	500.00		24,269.94
Bill	11/30/2018	4012 ...	Cintas Corporation #...	Jellico uniforms	2221 · Vendors	27.69		24,297.63

Navitas Utility Corporation
General Ledger
As of December 31, 2018

Type	Date	Num	Name	Memo	Split	Debit	Credit	Balance
Bill	12/07/2018	4013 ...	Cintas Corporation #...	Jellico uniforms	2221 · Vendors	29.20		24,326.83
Bill	12/14/2018	4013 ...	Cintas Corporation #...	Jellico uniforms	2221 · Vendors	29.20		24,356.03
Bill	12/18/2018	171768	Farris Bobango Bra...	Retainer fee f...	2221 · Vendors	1,500.00		25,856.03
Bill	12/20/2018	4013 ...	Cintas Corporation #...	Jellico uniforms	2221 · Vendors	29.20		25,885.23
Bill	12/22/2018	181222	Klint Alexander	General Coun...	2221 · Vendors	500.00		26,385.23
Bill	12/28/2018	4014 ...	Cintas Corporation #...	Jellico uniforms	2221 · Vendors	29.20		26,414.43
Total 923.16 · Outside Services TN						26,414.43	0.00	26,414.43
923.28 · Outside Services TX								0.00
Total 923.28 · Outside Services TX								0.00
923.46 · Outside Services OK								0.00
Bill	01/01/2018	825 1...	Unifirst Holdings, In...	Velma uniforms	2221 · Vendors	32.70		32.70
Bill	01/01/2018	833 1...	Unifirst Holdings, In...	Hollis uniforms	2221 · Vendors	19.93		52.63
Bill	01/02/2018	827 0...	Unifirst Holdings, In...	Kinta uniforms	2221 · Vendors	32.70		85.33
Bill	01/03/2018	825 1...	Unifirst Holdings, In...	Eakly uniforms	2221 · Vendors	173.19		258.52
Bill	01/04/2018	824 1...	Unifirst Holdings, In...	Ochelata unif...	2221 · Vendors	58.03		316.55
Bill	01/08/2018	825 1...	Unifirst Holdings, In...	Velma uniforms	2221 · Vendors	36.98		353.53
Bill	01/08/2018	833 1...	Unifirst Holdings, In...	Hollis uniforms	2221 · Vendors	19.93		373.46
Bill	01/09/2018	827 0...	Unifirst Holdings, In...	Kinta uniforms	2221 · Vendors	32.70		406.16
Bill	01/10/2018	180117	Ron Comingdeer & ...	Ongoing Repr...	2221 · Vendors	2,083.00		2,489.16
Bill	01/10/2018	825 1...	Unifirst Holdings, In...	Eakly uniforms	2221 · Vendors	177.46		2,666.62
Bill	01/11/2018	824 1...	Unifirst Holdings, In...	Ochelata unif...	2221 · Vendors	58.03		2,724.65
Bill	01/15/2018	825 1...	Unifirst Holdings, In...	Velma uniforms	2221 · Vendors	40.29		2,764.94
Bill	01/15/2018	833 1...	Unifirst Holdings, In...	Hollis uniforms	2221 · Vendors	19.93		2,784.87
Bill	01/16/2018	827 0...	Unifirst Holdings, In...	Kinta uniforms	2221 · Vendors	32.70		2,817.57
Bill	01/17/2018	825 1...	Unifirst Holdings, In...	Eakly uniforms	2221 · Vendors	184.19		3,001.76
Bill	01/18/2018	824 1...	Unifirst Holdings, In...	Ochelata unif...	2221 · Vendors	58.03		3,059.79
Bill	01/22/2018	833 1...	Unifirst Holdings, In...	Hollis uniforms	2221 · Vendors	19.93		3,079.72
Bill	01/22/2018	825 1...	Unifirst Holdings, In...	Velma uniforms	2221 · Vendors	32.95		3,112.67
Bill	01/23/2018	827 0...	Unifirst Holdings, In...	Kinta uniforms	2221 · Vendors	32.70		3,145.37
Bill	01/24/2018	825 1...	Unifirst Holdings, In...	Eakly uniforms	2221 · Vendors	199.15		3,344.52
Bill	01/25/2018	824 1...	Unifirst Holdings, In...	Ochelata unif...	2221 · Vendors	58.03		3,402.55
Bill	01/29/2018	833 1...	Unifirst Holdings, In...	Hollis uniforms	2221 · Vendors	19.93		3,422.48
Bill	01/29/2018	825 1...	Unifirst Holdings, In...	Velma uniforms	2221 · Vendors	32.95		3,455.43
Bill	01/30/2018	827 0...	Unifirst Holdings, In...	Kinta uniforms	2221 · Vendors	32.70		3,488.13
General Journal	01/31/2018	180101	A New Energy LLC	Expense Jan ...	1408 · Prepaid...	2,083.33		5,571.46
Bill	01/31/2018	825 1...	Unifirst Holdings, In...	Eakly uniforms	2221 · Vendors	173.19		5,744.65
General Journal	02/01/2018	180201	A New Energy LLC	Expense Feb ...	1408 · Prepaid...	2,083.33		7,827.98
Bill	02/01/2018	824 1...	Unifirst Holdings, In...	Ochelata unif...	2221 · Vendors	58.03		7,886.01
Bill	02/05/2018	833 1...	Unifirst Holdings, In...	Hollis uniforms	2221 · Vendors	26.87		7,912.88
Bill	02/05/2018	825 1...	Unifirst Holdings, In...	Velma uniforms	2221 · Vendors	41.50		7,954.38
Bill	02/06/2018	827 0...	Unifirst Holdings, In...	Kinta uniforms	2221 · Vendors	32.70		7,987.08
Bill	02/07/2018	825 1...	Unifirst Holdings, In...	Eakly uniforms	2221 · Vendors	173.19		8,160.27
Bill	02/08/2018	824 1...	Unifirst Holdings, In...	Ochelata unif...	2221 · Vendors	58.03		8,218.30
Bill	02/10/2018	180219	Ron Comingdeer & ...	Ongoing Repr...	2221 · Vendors	2,083.00		10,301.30
Bill	02/12/2018	833 1...	Unifirst Holdings, In...	Hollis uniforms	2221 · Vendors	19.93		10,321.23
Bill	02/13/2018	827 0...	Unifirst Holdings, In...	Kinta uniforms	2221 · Vendors	32.70		10,353.93

Navitas Utility Corporation
General Ledger
As of December 31, 2018

Type	Date	Num	Name	Memo	Split	Debit	Credit	Balance
Bill	02/14/2018	825 1...	Unifirst Holdings, In...	Eakly uniforms	2221 · Vendors	173.19		10,527.12
Bill	02/15/2018	824 1...	Unifirst Holdings, In...	Ochelata unif...	2221 · Vendors	58.03		10,585.15
Bill	02/15/2018	825 1...	Unifirst Holdings, In...	Velma uniforms	2221 · Vendors	32.95		10,618.10
Bill	02/19/2018	833 1...	Unifirst Holdings, In...	Hollis uniforms	2221 · Vendors	19.93		10,638.03
Bill	02/20/2018	827 0...	Unifirst Holdings, In...	Kinta uniforms	2221 · Vendors	32.70		10,670.73
Bill	02/21/2018	825 1...	Unifirst Holdings, In...	Eakly uniforms	2221 · Vendors	199.15		10,869.88
Bill	02/22/2018	824 1...	Unifirst Holdings, In...	Ochelata unif...	2221 · Vendors	58.03		10,927.91
Bill	02/22/2018	825 1...	Unifirst Holdings, In...	Velma uniforms	2221 · Vendors	32.95		10,960.86
Bill	02/26/2018	833 1...	Unifirst Holdings, In...	Hollis uniforms	2221 · Vendors	19.93		10,980.79
Bill	02/27/2018	827 0...	Unifirst Holdings, In...	Kinta uniforms	2221 · Vendors	32.70		11,013.49
Bill	02/28/2018	825 1...	Unifirst Holdings, In...	Eakly uniforms	2221 · Vendors	173.19		11,186.68
General Journal	03/01/2018	180301	A New Energy LLC	Expense Mar ...	1408 · Prepaid...	2,083.33		13,270.01
Bill	03/01/2018	824 1...	Unifirst Holdings, In...	Ochelata unif...	2221 · Vendors	58.03		13,328.04
Bill	03/01/2018	825 1...	Unifirst Holdings, In...	Velma uniforms	2221 · Vendors	32.95		13,360.99
Bill	03/05/2018	833 1...	Unifirst Holdings, In...	Hollis uniforms	2221 · Vendors	19.93		13,380.92
Bill	03/06/2018	827 0...	Unifirst Holdings, In...	Kinta uniforms	2221 · Vendors	32.70		13,413.62
Bill	03/07/2018	825 1...	Unifirst Holdings, In...	Eakly uniforms	2221 · Vendors	173.19		13,586.81
Bill	03/08/2018	824 1...	Unifirst Holdings, In...	Ochelata unif...	2221 · Vendors	53.12		13,639.93
Bill	03/08/2018	825 1...	Unifirst Holdings, In...	Velma uniforms	2221 · Vendors	32.70		13,672.63
Bill	03/10/2018	180313	Ron Comingdeer & ...	Ongoing Repr...	2221 · Vendors	2,083.00		15,755.63
Bill	03/12/2018	833 1...	Unifirst Holdings, In...	Hollis uniforms	2221 · Vendors	19.93		15,775.56
Bill	03/13/2018	827 0...	Unifirst Holdings, In...	Kinta uniforms	2221 · Vendors	32.70		15,808.26
Bill	03/14/2018	825 1...	Unifirst Holdings, In...	Eakly uniforms	2221 · Vendors	173.19		15,981.45
Bill	03/15/2018	824 1...	Unifirst Holdings, In...	Ochelata unif...	2221 · Vendors	53.12		16,034.57
Bill	03/15/2018	825 1...	Unifirst Holdings, In...	Velma uniforms	2221 · Vendors	32.95		16,067.52
Bill	03/19/2018	833 1...	Unifirst Holdings, In...	Hollis uniforms	2221 · Vendors	19.93		16,087.45
Bill	03/20/2018	827 0...	Unifirst Holdings, In...	Kinta uniforms	2221 · Vendors	32.70		16,120.15
Bill	03/21/2018	825 1...	Unifirst Holdings, In...	Eakly uniforms	2221 · Vendors	199.15		16,319.30
Bill	03/22/2018	824 1...	Unifirst Holdings, In...	Ochelata unif...	2221 · Vendors	53.12		16,372.42
Bill	03/22/2018	825 1...	Unifirst Holdings, In...	Velma uniforms	2221 · Vendors	32.70		16,405.12
Bill	03/26/2018	833 1...	Unifirst Holdings, In...	Hollis uniforms	2221 · Vendors	19.93		16,425.05
Bill	03/27/2018	827 0...	Unifirst Holdings, In...	Kinta uniforms	2221 · Vendors	32.70		16,457.75
Bill	03/28/2018	825 1...	Unifirst Holdings, In...	Eakly uniforms	2221 · Vendors	173.19		16,630.94
Bill	03/29/2018	824 1...	Unifirst Holdings, In...	Ochelata unif...	2221 · Vendors	53.12		16,684.06
Bill	03/29/2018	825 1...	Unifirst Holdings, In...	Velma uniforms	2221 · Vendors	32.70		16,716.76
General Journal	04/01/2018	180401	A New Energy LLC	Expense Apr ...	1408 · Prepaid...	2,083.33		18,800.09
Bill	04/02/2018	833 1...	Unifirst Holdings, In...	Hollis uniforms	2221 · Vendors	19.93		18,820.02
Bill	04/03/2018	827 0...	Unifirst Holdings, In...	Kinta uniforms	2221 · Vendors	32.70		18,852.72
Bill	04/04/2018	825 1...	Unifirst Holdings, In...	Eakly uniforms	2221 · Vendors	173.19		19,025.91
Bill	04/05/2018	824 1...	Unifirst Holdings, In...	Ochelata unif...	2221 · Vendors	53.12		19,079.03
Bill	04/05/2018	825 1...	Unifirst Holdings, In...	Velma uniforms	2221 · Vendors	32.70		19,111.73
Bill	04/09/2018	833 1...	Unifirst Holdings, In...	Hollis uniforms	2221 · Vendors	19.93		19,131.66
Bill	04/10/2018	180416	Ron Comingdeer & ...	Ongoing Repr...	2221 · Vendors	2,083.00		21,214.66
Bill	04/10/2018	827 0...	Unifirst Holdings, In...	Kinta uniforms	2221 · Vendors	32.70		21,247.36
Bill	04/11/2018	825 1...	Unifirst Holdings, In...	Eakly uniforms	2221 · Vendors	173.19		21,420.55
Bill	04/12/2018	824 1...	Unifirst Holdings, In...	Ochelata unif...	2221 · Vendors	83.36		21,503.91
Bill	04/12/2018	825 1...	Unifirst Holdings, In...	Velma uniforms	2221 · Vendors	32.70		21,536.61
Bill	04/16/2018	833 1...	Unifirst Holdings, In...	Hollis uniforms	2221 · Vendors	19.93		21,556.54
Bill	04/17/2018	827 0...	Unifirst Holdings, In...	Kinta uniforms	2221 · Vendors	32.70		21,589.24

Navitas Utility Corporation
General Ledger
As of December 31, 2018

Type	Date	Num	Name	Memo	Split	Debit	Credit	Balance
Bill	04/18/2018	825 1...	Unifirst Holdings, In...	Eakly uniforms	2221 · Vendors	199.15		21,788.39
Bill	04/19/2018	824 1...	Unifirst Holdings, In...	Ochelata unif...	2221 · Vendors	53.12		21,841.51
Bill	04/19/2018	825 1...	Unifirst Holdings, In...	Velma uniforms	2221 · Vendors	36.98		21,878.49
Bill	04/26/2018	824 1...	Unifirst Holdings, In...	Ochelata unif...	2221 · Vendors	125.32		22,003.81
General Journal	05/01/2018	180501	A New Energy LLC	Expense May ...	1408 · Prepaid...	2,083.33		24,087.14
Bill	05/03/2018	824 1...	Unifirst Holdings, In...	Ochelata unif...	2221 · Vendors	53.12		24,140.26
Bill	05/10/2018	180510	Ron Comingdeer & ...	Ongoing Repr...	2221 · Vendors	2,083.00		26,223.26
Bill	05/10/2018	824 1...	Unifirst Holdings, In...	Ochelata unif...	2221 · Vendors	320.40		26,543.66
Bill	05/10/2018	824 1...	Unifirst Holdings, In...	Ochelata unif...	2221 · Vendors	53.12		26,596.78
Bill	05/17/2018	824 1...	Unifirst Holdings, In...	Ochelata unif...	2221 · Vendors	53.12		26,649.90
Bill	05/24/2018	824 1...	Unifirst Holdings, In...	Ochelata unif...	2221 · Vendors	53.12		26,703.02
Bill	05/29/2018	180529	Unifirst Holdings, In...	Kinta uniforms	2221 · Vendors	163.50		26,866.52
Bill	05/29/2018	18052...	Unifirst Holdings, In...	Eakly uniforms	2221 · Vendors	899.83		27,766.35
Bill	05/29/2018	18052...	Unifirst Holdings, In...	Velma uniforms	2221 · Vendors	163.50		27,929.85
Bill	05/29/2018	18052...	Unifirst Holdings, In...	Hollis uniforms	2221 · Vendors	99.65		28,029.50
Bill	05/29/2018	82708...	Unifirst Holdings, In...	Kinta uniforms	2221 · Vendors	32.70		28,062.20
Bill	05/30/2018	82512...	Unifirst Holdings, In...	Eakly uniforms	2221 · Vendors	173.19		28,235.39
Bill	05/31/2018	824 1...	Unifirst Holdings, In...	Ochelata unif...	2221 · Vendors	53.12		28,288.51
Bill	05/31/2018	82512...	Unifirst Holdings, In...	Velma uniforms	2221 · Vendors	32.70		28,321.21
General Journal	06/01/2018	180601	A New Energy LLC	Expense June...	1408 · Prepaid...	2,083.33		30,404.54
Bill	06/10/2018	180610	Ron Comingdeer & ...	Ongoing Repr...	2221 · Vendors	2,083.00		32,487.54
Bill	06/18/2018	18061...	Unifirst Holdings, In...	Hollis uniforms	2221 · Vendors	89.11		32,576.65
Bill	06/19/2018	18061...	Unifirst Holdings, In...	Kinta uniforms	2221 · Vendors	101.76		32,678.41
Bill	06/20/2018	16062...	Unifirst Holdings, In...	Eakly uniforms	2221 · Vendors	562.41		33,240.82
Bill	06/21/2018	18062...	Unifirst Holdings, In...	Velma uniforms	2221 · Vendors	105.46		33,346.28
Bill	06/21/2018	18062...	Unifirst Holdings, In...	Ochelata unif...	2221 · Vendors	169.22		33,515.50
General Journal	07/01/2018	180701	A New Energy LLC	Expense July ...	1408 · Prepaid...	2,083.33		35,598.83
Bill	07/16/2018	18071...	Unifirst Holdings, In...	Hollis uniforms	2221 · Vendors	89.52		35,688.35
Bill	07/17/2018	180710	Ron Comingdeer & ...	Ongoing Repr...	2221 · Vendors	2,083.00		37,771.35
Bill	07/19/2018	18071...	Unifirst Holdings, In...	Ochelata unif...	2221 · Vendors	232.20		38,003.55
Bill	07/19/2018	16071...	Unifirst Holdings, In...	Eakly uniforms	2221 · Vendors	798.24		38,801.79
Bill	07/19/2018	18071...	Unifirst Holdings, In...	Velma uniforms	2221 · Vendors	150.07		38,951.86
Bill	07/19/2018	18071...	Unifirst Holdings, In...	Kinta uniforms	2221 · Vendors	145.44		39,097.30
General Journal	08/01/2018	180801	A New Energy LLC	Aug Expense ...	1408 · Prepaid...	2,083.33		41,180.63
Bill	08/10/2018	180810	Ron Comingdeer & ...	Ongoing Repr...	2221 · Vendors	2,083.00		43,263.63
Bill	08/27/2018	16082...	Unifirst Holdings, In...	Eakly uniforms	2221 · Vendors	1,057.44		44,321.07
Bill	08/27/2018	18082...	Unifirst Holdings, In...	Velma uniforms	2221 · Vendors	181.90		44,502.97
Bill	08/27/2018	18082...	Unifirst Holdings, In...	Ochelata unif...	2221 · Vendors	330.49		44,833.46
Bill	08/27/2018	18082...	Unifirst Holdings, In...	Kinta uniforms	2221 · Vendors	181.80		45,015.26
Bill	08/27/2018	18082...	Unifirst Holdings, In...	Hollis uniforms	2221 · Vendors	119.11		45,134.37
Bill	09/10/2018	180910	Ron Comingdeer & ...	Ongoing Repr...	2221 · Vendors	2,083.00		47,217.37
Bill	09/25/2018	18092...	Unifirst Holdings, In...	Ochelata unif...	2221 · Vendors	232.20		47,449.57
Bill	09/25/2018	16092...	Unifirst Holdings, In...	Eakly uniforms	2221 · Vendors	852.85		48,302.42
Bill	09/25/2018	18092...	Unifirst Holdings, In...	Kinta uniforms	2221 · Vendors	145.44		48,447.86
Bill	09/25/2018	18092...	Unifirst Holdings, In...	Velma uniforms	2221 · Vendors	145.52		48,593.38
Bill	09/25/2018	18092...	Unifirst Holdings, In...	Hollis uniforms	2221 · Vendors	122.56		48,715.94
General Journal	09/30/2018	180930	A New Energy LLC	Expense A N...	1408 · Prepaid...	2,083.33		50,799.27
Bill	10/10/2018	181010	Ron Comingdeer & ...	Ongoing Repr...	2221 · Vendors	2,083.00		52,882.27
Bill	10/16/2018	18101...	Unifirst Holdings, In...	Kinta uniforms	2221 · Vendors	145.44		53,027.71

Navitas Utility Corporation
General Ledger
As of December 31, 2018

Type	Date	Num	Name	Memo	Split	Debit	Credit	Balance
Bill	10/16/2018	18101...	Unifirst Holdings, In...	Hollis uniforms	2221 · Vendors	89.52		53,117.23
Bill	10/17/2018	18101...	Unifirst Holdings, In...	Eakly uniforms	2221 · Vendors	785.42		53,902.65
Bill	10/18/2018	18101...	Unifirst Holdings, In...	Velma uniforms	2221 · Vendors	145.52		54,048.17
Bill	10/18/2018	18101...	Unifirst Holdings, In...	Ochelata unif...	2221 · Vendors	232.20		54,280.37
General Journal	10/30/2018	181030	A New Energy LLC	Expense A N...	1408 · Prepaid...	2,083.33		56,363.70
Bill	11/10/2018	181110	Ron Comingdeer & ...	Ongoing Repr...	2221 · Vendors	2,083.00		58,446.70
Bill	11/19/2018	18111...	Unifirst Holdings, In...	Hollis uniforms	2221 · Vendors	144.94		58,591.64
Bill	11/20/2018	18112...	Unifirst Holdings, In...	Kinta uniforms	2221 · Vendors	181.80		58,773.44
Bill	11/21/2018	18112...	Unifirst Holdings, In...	Eakly uniforms	2221 · Vendors	893.51		59,666.95
Bill	11/22/2018	18112...	Unifirst Holdings, In...	Velma uniforms	2221 · Vendors	181.90		59,848.85
Bill	11/22/2018	18112...	Unifirst Holdings, In...	Ochelata unif...	2221 · Vendors	290.25		60,139.10
Bill	11/29/2018	OQ-J...	Tri-Star Energy Con...	Operator Qual...	2221 · Vendors	2,500.00		62,639.10
General Journal	11/30/2018	181130	A New Energy LLC	Expense A N...	1408 · Prepaid...	2,083.33		64,722.43
Bill	12/10/2018	181210	Ron Comingdeer & ...	Ongoing Repr...	2221 · Vendors	2,083.00		66,805.43
Bill	12/24/2018	18122...	Unifirst Holdings, In...	Eakly uniforms	2221 · Vendors	714.72		67,520.15
Bill	12/24/2018	18122...	Unifirst Holdings, In...	Velma uniforms	2221 · Vendors	145.52		67,665.67
Bill	12/24/2018	18122...	Unifirst Holdings, In...	Ochelata unif...	2221 · Vendors	232.20		67,897.87
Bill	12/24/2018	18122...	Unifirst Holdings, In...	Kinta uniforms	2221 · Vendors	145.44		68,043.31
Bill	12/24/2018	18122...	Unifirst Holdings, In...	Hollis uniforms	2221 · Vendors	122.56		68,165.87
General Journal	12/31/2018	181231	A New Energy LLC	Expense A N...	1408 · Prepaid...	2,083.33		70,249.20
Total 923.46 · Outside Services OK						70,249.20	0.00	70,249.20
923 · Outside Services - Other								0.00
Bill	01/05/2018	20170...	PayChex	Outstanding T...	2221 · Vendors	1,029.10		1,029.10
Bill	01/12/2018	50647...	ADP	ADP Administ...	2221 · Vendors	0.00		1,029.10
Bill	01/19/2018	XXXXX	ADP	ADP Administ...	2221 · Vendors	255.35		1,284.45
Bill	01/19/2018	50760...	ADP	ADP Administ...	2221 · Vendors	16.04		1,300.49
Bill	01/19/2018	50758...	ADP	ADP Administ...	2221 · Vendors	195.50		1,495.99
Bill	01/26/2018	50799...	ADP	ADP Administ...	2221 · Vendors	252.50		1,748.49
General Journal	01/31/2018	180101		Expense Jan ...	1408 · Prepaid...	4,008.00		5,756.49
General Journal	01/31/2018	180101	LMJ Industries	Expense Jan ...	1408 · Prepaid...	1,000.00		6,756.49
General Journal	02/01/2018	180201		Expense Feb ...	1408 · Prepaid...	4,008.00		10,764.49
General Journal	02/01/2018	180201	LMJ Industries	Expense Feb ...	1408 · Prepaid...	1,000.00		11,764.49
Bill	02/02/2018	50829...	ADP	ADP Administ...	2221 · Vendors	198.35		11,962.84
Bill	02/09/2018	50866...	ADP	ADP Administ...	2221 · Vendors	7.00		11,969.84
Bill	02/09/2018	50867...	ADP	ADP Administ...	2221 · Vendors	266.50		12,236.34
Bill	02/16/2018	50926...	ADP	ADP Administ...	2221 · Vendors	99.35		12,335.69
Bill	02/16/2018	50925...	ADP	ADP Administ...	2221 · Vendors	49.95		12,385.64
Bill	02/16/2018	50905...	ADP	ADP Administ...	2221 · Vendors	195.50		12,581.14
Bill	02/23/2018	50984...	ADP	ADP Administ...	2221 · Vendors	76.19		12,657.33
Bill	02/23/2018	50972...	ADP	ADP Administ...	2221 · Vendors	252.50		12,909.83
General Journal	03/01/2018	180301		Expense Mar ...	1408 · Prepaid...	4,008.00		16,917.83
General Journal	03/01/2018	180301	LMJ Industries	Expense Mar ...	1408 · Prepaid...	1,000.00		17,917.83
Bill	03/02/2018	51002...	ADP	ADP Administ...	2221 · Vendors	198.35		18,116.18
Bill	03/09/2018	51033...	ADP	ADP Administ...	2221 · Vendors	249.65		18,365.83
Credit	03/16/2018	17864...	PayChex	Insurance Ser...	2221 · Vendors		65.00	18,300.83
Bill	03/16/2018	51071...	ADP	ADP Administ...	2221 · Vendors	14.00		18,314.83
Bill	03/16/2018	51070...	ADP	ADP Administ...	2221 · Vendors	202.50		18,517.33

Navitas Utility Corporation
General Ledger
As of December 31, 2018

Type	Date	Num	Name	Memo	Split	Debit	Credit	Balance
Bill	03/23/2018	51131...	ADP	ADP Administ...	2221 · Vendors	49.95		18,567.28
Bill	03/23/2018	51132...	ADP	ADP Administ...	2221 · Vendors	96.75		18,664.03
Bill	03/23/2018	51144...	ADP	ADP Administ...	2221 · Vendors	326.71		18,990.74
Bill	03/23/2018	51121...	ADP	ADP Administ...	2221 · Vendors	243.95		19,234.69
General Journal	04/01/2018	180401		Expense Apr ...	1408 · Prepaid...	4,008.00		23,242.69
General Journal	04/01/2018	180401	LMJ Industries	Expense Apr ...	1408 · Prepaid...	1,000.00		24,242.69
Bill	04/01/2018	51175...	ADP	ADP Administ...	2221 · Vendors	195.50		24,438.19
Bill	04/06/2018	51188...	ADP	ADP Administ...	2221 · Vendors	243.95		24,682.14
Bill	04/13/2018	51236...	ADP	ADP Administ...	2221 · Vendors	7.00		24,689.14
Bill	04/13/2018	51236...	ADP	ADP Administ...	2221 · Vendors	14.00		24,703.14
Bill	04/20/2018	51303...	ADP	ADP Administ...	2221 · Vendors	94.15		24,797.29
Bill	04/20/2018	51303...	ADP	ADP Administ...	2221 · Vendors	49.95		24,847.24
Bill	04/20/2018	51304...	ADP	ADP Administ...	2221 · Vendors	326.54		25,173.78
Bill	04/20/2018	51275...	ADP	ADP Administ...	2221 · Vendors	243.95		25,417.73
Bill	04/27/2018	180427	ADP	ADP Administ...	2221 · Vendors	198.35		25,616.08
General Journal	05/01/2018	180501		Expense May ...	1408 · Prepaid...	4,008.00		29,624.08
General Journal	05/01/2018	180501	LMJ Industries	Expense May ...	1408 · Prepaid...	1,000.00		30,624.08
Bill	05/04/2018	51352...	ADP	ADP Administ...	2221 · Vendors	198.35		30,822.43
Bill	05/04/2018	51352...	ADP	ADP Administ...	2221 · Vendors	243.95		31,066.38
Bill	05/11/2018	51393...	ADP	ADP Administ...	2221 · Vendors	188.95		31,255.33
Bill	05/11/2018	51400...	ADP	ADP Administ...	2221 · Vendors	14.00		31,269.33
Bill	05/18/2018	51429...	ADP	ADP Administ...	2221 · Vendors	249.65		31,518.98
Bill	05/18/2018	514 3...	ADP	ADP Administ...	2221 · Vendors	198.35		31,717.33
Bill	05/18/2018	514 5...	ADP	ADP Administ...	2221 · Vendors	94.15		31,811.48
Bill	05/18/2018	514 5...	ADP	ADP Administ...	2221 · Vendors	49.95		31,861.43
Bill	05/25/2018	514 9...	ADP	ADP Administ...	2221 · Vendors	336.19		32,197.62
General Journal	06/01/2018	180601		Expense June...	1408 · Prepaid...	4,008.00		36,205.62
General Journal	06/01/2018	180601	LMJ Industries	Expense June...	1408 · Prepaid...	1,000.00		37,205.62
Bill	06/08/2018	51525...	ADP	ADP Administ...	2221 · Vendors	374.60		37,580.22
Bill	06/08/2018	51527...	ADP	ADP Administ...	2221 · Vendors	249.65		37,829.87
Credit Card Charge	06/09/2018	180609	923 Outside Services	BRN DEALST...	2282 · Thomas...	39.95		37,869.82
Bill	06/15/2018	51604...	ADP	ADP Administ...	2221 · Vendors	263.65		38,133.47
Bill	06/15/2018	51591...	ADP	ADP Administ...	2221 · Vendors	202.50		38,335.97
Bill	06/29/2018	516 5...	ADP	ADP Administ...	2221 · Vendors	101.95		38,437.92
Bill	06/29/2018	516 5...	ADP	ADP Administ...	2221 · Vendors	327.79		38,765.71
Bill	06/29/2018	180629	ADP	ADP Administ...	2221 · Vendors	49.95		38,815.66
General Journal	07/01/2018	180701		Expense July ...	1408 · Prepaid...	4,008.00		42,823.66
General Journal	07/01/2018	180701	LMJ Industries	Expense July ...	1408 · Prepaid...	1,000.00		43,823.66
Bill	07/06/2018	516 9...	ADP	ADP Administ...	2221 · Vendors	209.75		44,033.41
Bill	07/06/2018	516 8...	ADP	ADP Administ...	2221 · Vendors	249.65		44,283.06
Credit Card Charge	07/09/2018	180709	923 Outside Services	BRN DEALST...	2282 · Thomas...	39.95		44,323.01
Bill	07/12/2018	23955...	ADP	ADP Administ...	2221 · Vendors	244.30		44,567.31
Bill	07/20/2018	18072...	ADP	ADP Administ...	2221 · Vendors	315.20		44,882.51
Bill	07/20/2018	18072...	ADP	ADP Administ...	2221 · Vendors	195.50		45,078.01
Bill	07/27/2018	51788...	ADP	ADP Administ...	2221 · Vendors	14.00		45,092.01
Bill	07/27/2018	51791...	ADP	ADP Administ...	2221 · Vendors	7.00		45,099.01
Bill	07/27/2018	51829...	ADP	ADP Administ...	2221 · Vendors	249.65		45,348.66
Bill	07/27/2018	92068...	ADP	ADP Administ...	2221 · Vendors	49.95		45,398.61
Credit Card Charge	07/28/2018	180728	923 Outside Services	Facebook ads...	2282 · Thomas...	24.99		45,423.60

Navitas Utility Corporation
General Ledger
As of December 31, 2018

Type	Date	Num	Name	Memo	Split	Debit	Credit	Balance
Credit Card Charge	07/31/2018	180731	923 Outside Services	Facebook ads...	2282 · Thomas...	25.00		45,448.60
Credit Card Charge	08/01/2018	180801	923 Outside Services	Glassdoor ads	2282 · Thomas...	199.00		45,647.60
General Journal	08/01/2018	180801		Aug Expense ...	1408 · Prepaid...	4,008.00		49,655.60
General Journal	08/01/2018	180801	LMJ Industries	Aug Expense ...	1408 · Prepaid...	1,000.00		50,655.60
Bill	08/03/2018	18080...	ADP	ADP Administ...	2221 · Vendors	101.95		50,757.55
Bill	08/03/2018	18080...	ADP	ADP Administ...	2221 · Vendors	335.89		51,093.44
Credit Card Charge	08/04/2018	180804	923 Outside Services	Facebook ads...	2282 · Thomas...	24.98		51,118.42
Credit Card Charge	08/04/2018	180804	923 Outside Services	Linkedin	2282 · Thomas...	196.01		51,314.43
Bill	08/10/2018	51888...	ADP	ADP Administ...	2221 · Vendors	192.65		51,507.08
Bill	08/10/2018	51903...	ADP	ADP Administ...	2221 · Vendors	246.80		51,753.88
Bill	08/20/2018	51947...	ADP	ADP Administ...	2221 · Vendors	199.65		51,953.53
Bill	08/20/2018	51946...	ADP	ADP Administ...	2221 · Vendors	14.00		51,967.53
Bill	08/24/2018	52001...	ADP	ADP Administ...	2221 · Vendors	49.95		52,017.48
Bill	08/24/2018	51991...	ADP	ADP Administ...	2221 · Vendors	249.65		52,267.13
Bill	08/24/2018	180831	ADP	ADP Administ...	2221 · Vendors	99.35		52,366.48
Credit Card Charge	08/24/2018	180824	923 Outside Services	Facebook ads...	2282 · Thomas...	25.03		52,391.51
Credit Card Charge	09/01/2018	180901	923 Outside Services	Glassdoor	2282 · Thomas...	199.00		52,590.51
Bill	09/07/2018	52020...	ADP	ADP Administ...	2221 · Vendors	192.65		52,783.16
Bill	09/07/2018	52051...	ADP	ADP Administ...	2221 · Vendors	340.07		53,123.23
Bill	09/07/2018	52068...	ADP	ADP Administ...	2221 · Vendors	246.80		53,370.03
Bill	09/21/2018	52098...	ADP	ADP Administ...	2221 · Vendors	195.50		53,565.53
Bill	09/28/2018	52153...	ADP	ADP Administ...	2221 · Vendors	7.00		53,572.53
Bill	09/28/2018	52154...	ADP	ADP Administ...	2221 · Vendors	260.80		53,833.33
General Journal	09/30/2018	180930		Expense Tri-...	1408 · Prepaid...	4,008.00		57,841.33
General Journal	09/30/2018	180930	LMJ Industries	Expense LMJ ...	1408 · Prepaid...	1,000.00		58,841.33
Bill	10/05/2018	52206...	ADP	ADP Administ...	2221 · Vendors	330.85		59,172.18
Bill	10/05/2018	52206...	ADP	ADP Administ...	2221 · Vendors	101.95		59,274.13
Bill	10/05/2018	52202...	ADP	ADP Administ...	2221 · Vendors	49.95		59,324.08
Bill	10/05/2018	52189...	ADP	ADP Administ...	2221 · Vendors	198.35		59,522.43
Bill	10/05/2018	52223...	ADP	ADP Administ...	2221 · Vendors	246.80		59,769.23
Bill	10/12/2018	52266...	ADP	ADP Administ...	2221 · Vendors	195.50		59,964.73
Bill	10/26/2018	52290...	ADP	ADP Administ...	2221 · Vendors	7.00		59,971.73
Bill	10/26/2018	no ba...	ADP	ADP Administ...	2221 · Vendors	260.80		60,232.53
Bill	10/26/2018	52358...	ADP	ADP Administ...	2221 · Vendors	330.31		60,562.84
Bill	10/26/2018	52358...	ADP	ADP Administ...	2221 · Vendors	49.95		60,612.79
Bill	10/26/2018	52368...	ADP	ADP Administ...	2221 · Vendors	99.35		60,712.14
General Journal	10/30/2018	181030		Expense Tri-...	1408 · Prepaid...	4,008.00		64,720.14
General Journal	10/30/2018	181030	LMJ Industries	Expense LMJ ...	1408 · Prepaid...	1,000.00		65,720.14
General Journal	11/01/2018	181101		Paychex EIB I...	1107 · Checkin...	7.22		65,727.36
Bill	11/02/2018	52390...	ADP	ADP Administ...	2221 · Vendors	198.35		65,925.71
Bill	11/02/2018	52390...	ADP	ADP Administ...	2221 · Vendors	246.80		66,172.51
Bill	11/16/2018	52462...	ADP	ADP Administ...	2221 · Vendors	260.80		66,433.31
Bill	11/16/2018	52462...	ADP	ADP Administ...	2221 · Vendors	202.50		66,635.81
Bill	11/23/2018	52511...	ADP	ADP Administ...	2221 · Vendors	96.75		66,732.56
Bill	11/23/2018	52511...	ADP	ADP Administ...	2221 · Vendors	49.95		66,782.51
General Journal	11/30/2018	181130		Expense Tri-...	1408 · Prepaid...	4,008.00		70,790.51
General Journal	11/30/2018	181130	LMJ Industries	Expense LMJ ...	1408 · Prepaid...	1,000.00		71,790.51
Bill	11/30/2018	52549...	ADP	ADP Administ...	2221 · Vendors	337.82		72,128.33
Bill	11/30/2018	52523...	ADP	ADP Administ...	2221 · Vendors	246.80		72,375.13

Navitas Utility Corporation
General Ledger
As of December 31, 2018

Type	Date	Num	Name	Memo	Split	Debit	Credit	Balance
Bill	11/30/2018	52520...	ADP	ADP Administ...	2221 · Vendors	198.35		72,573.48
Bill	12/21/2018	52599...	ADP	ADP Administ...	2221 · Vendors	195.50		72,768.98
Bill	12/21/2018	52596...	ADP	ADP Administ...	2221 · Vendors	249.65		73,018.63
Bill	12/21/2018	52648...	ADP	ADP Administ...	2221 · Vendors	14.00		73,032.63
Bill	12/21/2018	52649...	ADP	ADP Administ...	2221 · Vendors	7.00		73,039.63
General Journal	12/31/2018	181231		Expense Tri-...	1408 · Prepaid...	4,008.00		77,047.63
General Journal	12/31/2018	181231	LMJ Industries	Expense LMJ ...	1408 · Prepaid...	1,000.00		78,047.63
Total 923 · Outside Services - Other						78,112.63	65.00	78,047.63
Total 923 · Outside Services						246,805.07	8,704.59	238,100.48
924 · Insurance								0.00
6440 · Bonds & insurance								0.00
Total 6440 · Bonds & insurance								0.00
924 · Insurance - Other								0.00
Bill	01/01/2018	180101	American Interstate ...	Workers Com...	2221 · Vendors	1,955.26		1,955.26
General Journal	01/09/2018	180109		Portion of Ins...	1407 · Hull Ins...	791.67		2,746.93
Check	01/10/2018	Auto ...	KOC Insurance	Life Ins	1107 · Checkin...	99.50		2,846.43
Bill	01/12/2018	180117	IPFS Corporation	Jan insurance...	2221 · Vendors	4,975.83		7,822.26
Bill	01/12/2018	180118	Liberty Mutual Insur...	Business Aut...	2221 · Vendors	3,826.66		11,648.92
Bill	01/16/2018	180118	Guardian	Life Insurance	2221 · Vendors	307.69		11,956.61
Bill	02/01/2018	180201	American Interstate ...	Workers Com...	2221 · Vendors	1,366.81		13,323.42
General Journal	02/09/2018	180209		Portion of Ins...	1407 · Hull Ins...	791.67		14,115.09
Check	02/10/2018	Auto ...	KOC Insurance	Life Ins	1107 · Checkin...	99.50		14,214.59
Bill	02/12/2018	180220	IPFS Corporation	Feb insuranc...	2221 · Vendors	4,975.83		19,190.42
Bill	02/13/2018	180215	Guardian	Life Insurance	2221 · Vendors	306.61		19,497.03
Bill	02/13/2018	180220	Liberty Mutual Insur...	Business Aut...	2221 · Vendors	3,826.66		23,323.69
Bill	03/01/2018	180301	American Interstate ...	Workers Com...	2221 · Vendors	1,525.25		24,848.94
General Journal	03/09/2018	180309		Portion of Ins...	1407 · Hull Ins...	791.67		25,640.61
Check	03/10/2018	Auto ...	KOC Insurance	Life Ins	1107 · Checkin...	88.85		25,729.46
Bill	03/12/2018	180319	IPFS Corporation	Mar insurance...	2221 · Vendors	4,975.83		30,705.29
Bill	03/13/2018	180319	Liberty Mutual Insur...	Business Aut...	2221 · Vendors	4,550.16		35,255.45
Bill	03/15/2018	180319	Guardian	Life Insurance	2221 · Vendors	295.67		35,551.12
Bill	04/01/2018	180401	American Interstate ...	Workers Com...	2221 · Vendors	1,360.96		36,912.08
General Journal	04/09/2018	180409		Portion of Ins...	1407 · Hull Ins...	791.67		37,703.75
Check	04/10/2018	Auto ...	KOC Insurance	Life Ins	1107 · Checkin...	94.50		37,798.25
Bill	04/10/2018	180410	American Interstate ...	Workers Com...	2221 · Vendors	320.00		38,118.25
Bill	04/11/2018	180416	IPFS Corporation	Apr insurance...	2221 · Vendors	4,975.83		43,094.08
Bill	04/12/2018	180417	Liberty Mutual Insur...	Business Aut...	2221 · Vendors	4,550.16		47,644.24
Bill	04/15/2018	180416	Guardian	Life Insurance	2221 · Vendors	355.66		47,999.90
Bill	04/30/2018	180430	American Interstate ...	Workers Com...	2221 · Vendors	1,326.02		49,325.92
Bill	05/07/2018	180507	Liberty Mutual Insur...	Business Aut...	2221 · Vendors	4,283.16		53,609.08
General Journal	05/09/2018	180509		Portion of Ins...	1407 · Hull Ins...	791.67		54,400.75
General Journal	05/09/2018	180628		Match decline...	2399 · Hull Ins...		466.69	53,934.06
Check	05/10/2018	Auto ...	KOC Insurance	Life Ins	1107 · Checkin...	94.50		54,028.56
Bill	05/14/2018	180514	IPFS Corporation	May insuranc...	2221 · Vendors	4,975.83		59,004.39
Bill	05/15/2018	180515	Guardian	Life Insurance...	2221 · Vendors	284.88		59,289.27

Navitas Utility Corporation
General Ledger
As of December 31, 2018

Type	Date	Num	Name	Memo	Split	Debit	Credit	Balance
General Journal	05/15/2018	180515		addjust balan...	2304 · IPL - AF...		23.85	59,265.42
General Journal	05/22/2018	180522	Liberty Mutual Insur...	Liberty Mutual...	1107 · Checkin...		509.00	58,756.42
Bill	05/31/2018	180531	American Interstate ...	Workers Com...	2221 · Vendors	1,897.11		60,653.53
General Journal	06/08/2018	180628		Match decline...	2399 · Hull Ins...		466.69	60,186.84
General Journal	06/09/2018	180609		Portion of Ins...	1407 · Hull Ins...	791.67		60,978.51
Check	06/10/2018	Auto ...	KOC Insurance	Life Ins	1107 · Checkin...	94.50		61,073.01
Bill	06/12/2018	180612	Liberty Mutual Insur...	Business Aut...	2221 · Vendors	4,206.94		65,279.95
Credit	06/13/2018		Zanette Insurance S...	1982 Comma...	2221 · Vendors		828.33	64,451.62
Bill	06/14/2018	180614	Guardian	Life Insurance...	2221 · Vendors	291.52		64,743.14
Bill	06/25/2018	180625	IPFS Corporation	Account # TX...	2221 · Vendors			64,743.14
Bill	06/30/2018	180630	American Interstate ...	Workers Com...	2221 · Vendors	1,272.90		66,016.04
General Journal	06/30/2018	18063...	State Fund	American Inte...	1402 · Deposit...	3,461.00		69,477.04
General Journal	07/02/2018	180701		1/12 general li...	1403 · Insurance	5,273.34		74,750.38
General Journal	07/09/2018	180709		Portion of Ins...	1407 · Hull Ins...	791.67		75,542.05
General Journal	07/09/2018	180628		Match decline...	2399 · Hull Ins...		466.69	75,075.36
Check	07/10/2018	Auto ...	KOC Insurance	Life Ins	1107 · Checkin...	94.50		75,169.86
Bill	07/12/2018	180712	Liberty Mutual Insur...	Business Aut...	2221 · Vendors	4,097.69		79,267.55
Bill	07/17/2018	180717	Guardian	Life Insurance...	2221 · Vendors	290.21		79,557.76
Bill	07/31/2018	180731	American Interstate ...	Workers Com...	2221 · Vendors	1,842.83		81,400.59
General Journal	08/01/2018	180801		2/12 general li...	1403 · Insurance	5,273.32		86,673.91
General Journal	08/09/2018	180809		Portion of Ins...	1407 · Hull Ins...	791.67		87,465.58
General Journal	08/09/2018	180628		Match decline...	2399 · Hull Ins...		466.69	86,998.89
Check	08/10/2018	Auto ...	KOC Insurance	Life Ins	1107 · Checkin...	94.50		87,093.39
Bill	08/14/2018	180814	Liberty Mutual Insur...	Business Aut...	2221 · Vendors	4,097.69		91,191.08
Bill	08/16/2018	180816	Guardian	Life Insurance...	2221 · Vendors	262.95		91,454.03
Bill	08/31/2018	180831	American Interstate ...	Workers Com...	2221 · Vendors	1,820.00		93,274.03
General Journal	09/01/2018	180901		3/12 general li...	1403 · Insurance	5,273.32		98,547.35
General Journal	09/09/2018	180909		Portion of Ins...	1407 · Hull Ins...	791.63		99,338.98
General Journal	09/10/2018	180628		Match decline...	2399 · Hull Ins...		466.69	98,872.29
Check	09/10/2018	Auto ...	KOC Insurance	Life Ins	1107 · Checkin...	94.50		98,966.79
Bill	09/12/2018	180912	Liberty Mutual Insur...	Business Aut...	2221 · Vendors	4,285.69		103,252.48
Bill	09/13/2018	180913	Guardian	Life Insurance...	2221 · Vendors	257.59		103,510.07
Bill	09/30/2018	180930	American Interstate ...	Workers Com...	2221 · Vendors	1,247.00		104,757.07
General Journal	10/01/2018	181001		4/12 general li...	1403 · Insurance	5,273.32		110,030.39
General Journal	10/09/2018	181009		Portion of Ins...	1407 · Hull Ins...	791.67		110,822.06
General Journal	10/09/2018	180629		Match decline...	2399 · Hull Ins...		466.67	110,355.39
Check	10/10/2018	Auto ...	KOC Insurance	Life Ins	1107 · Checkin...	94.50		110,449.89
Bill	10/12/2018	181012	Liberty Mutual Insur...	Business Aut...	2221 · Vendors	4,285.69		114,735.58
Bill	10/17/2018	181017	Guardian	Life Insurance...	2221 · Vendors	284.05		115,019.63
General Journal	10/29/2018	18092...		Check Numb...	1107 · Checkin...		36.88	114,982.75
Bill	10/31/2018	181031	American Interstate ...	Workers Com...	2221 · Vendors	1,148.00		116,130.75
General Journal	11/01/2018	181101		5/12 general li...	1403 · Insurance	5,273.32		121,404.07
Bill	11/12/2018	181112	Liberty Mutual Insur...	Business Aut...	2221 · Vendors	4,500.69		125,904.76
Check	11/13/2018	Auto ...	KOC Insurance	Life Ins	1107 · Checkin...	94.50		125,999.26
Bill	11/14/2018	181114	Guardian	Life Insurance...	2221 · Vendors	306.25		126,305.51
Bill	11/25/2018	181125	Aflac	multiple policy...	2221 · Vendors	458.64		126,764.15
Bill	11/30/2018	181130	American Interstate ...	Workers Com...	2221 · Vendors	1,157.00		127,921.15
General Journal	12/01/2018	181201		6/12 general li...	1403 · Insurance	5,273.32		133,194.47
Check	12/10/2018	Auto ...	KOC Insurance	Life Ins	1107 · Checkin...	94.50		133,288.97

Navitas Utility Corporation
General Ledger
As of December 31, 2018

Type	Date	Num	Name	Memo	Split	Debit	Credit	Balance
Bill	12/12/2018	181212	Liberty Mutual Insur...	Business Aut...	2221 · Vendors	4,500.69		137,789.66
Bill	12/13/2018	181213	Guardian	Life Insurance...	2221 · Vendors	295.15		138,084.81
Bill	12/25/2018	181225	Aflac	multiple perso...	2221 · Vendors	458.64		138,543.45
Bill	12/31/2018	181231	American Interstate ...	Workers Com...	2221 · Vendors	1,254.00		139,797.45
Total 924 · Insurance - Other						143,995.63	4,198.18	139,797.45
Total 924 · Insurance						143,995.63	4,198.18	139,797.45
925 · I/D - Safety & Security								0.00
6445 · Safety & security								0.00
General Journal	07/01/2018	180701		1/12 pipeline ...	1406 · Prepaid...	2,212.95		2,212.95
General Journal	08/01/2018	180801		2/12 pipeline ...	1406 · Prepaid...	2,212.95		4,425.90
General Journal	09/01/2018	180901		3/12 pipeline ...	1406 · Prepaid...	2,212.95		6,638.85
General Journal	10/01/2018	181001		4/12 pipeline ...	1406 · Prepaid...	2,212.95		8,851.80
General Journal	11/01/2018	181101		5/12 pipeline ...	1406 · Prepaid...	2,212.95		11,064.75
General Journal	12/01/2018	181201		6/12 pipeline ...	1406 · Prepaid...	2,212.95		13,277.70
Total 6445 · Safety & security						13,277.70	0.00	13,277.70
925 · I/D - Safety & Security - Other								0.00
Bill	01/01/2018	1081	Professional Compli...	2018 Random...	2221 · Vendors	175.00		175.00
Credit Card Charge	01/03/2018	180118	925 I/D Safety & Se...	DOT physical	2283 · Steven ...	130.00		305.00
Bill	01/15/2018	20063...	Kentucky Undergrou...	December 20...	2221 · Vendors	46.40		351.40
Bill	01/26/2018	19636	Pipeline Regulatory ...	Operator Qual...	2221 · Vendors	555.00		906.40
Bill	01/29/2018	09310...	Knox Oklahoma Re...	Colletion only ...	2221 · Vendors	15.00		921.40
Bill	02/01/2018	1205	Professional Compli...	Laboratory & ...	2221 · Vendors	40.00		961.40
Bill	02/01/2018	1205	Professional Compli...	Laboratory & ...	2221 · Vendors	40.00		1,001.40
Bill	02/01/2018	180208	Solutions Practice M...	drug test - Br...	2221 · Vendors	30.00		1,031.40
Bill	02/01/2018	180208	Solutions Practice M...	drug test - Pa...	2221 · Vendors	30.00		1,061.40
Credit Card Charge	02/06/2018	180212	925 I/D Safety & Se...	safety	2289 · Bruce L...	40.00		1,101.40
Bill	02/08/2018	474973	Valir Physical Therapy	John Gorman...	2221 · Vendors	35.00		1,136.40
Bill	02/08/2018	474973	Valir Physical Therapy	Darrell Gregor...	2221 · Vendors	25.00		1,161.40
Bill	02/15/2018	23773	Tuff Fire & Safety, Inc.	annual inspec...	2221 · Vendors	560.25		1,721.65
Bill	02/19/2018	20063...	Kentucky Undergrou...	January 2018 ...	2221 · Vendors	3.00		1,724.65
Bill	02/27/2018	180227	Oglesby Volunteer F...	Annual dues	2221 · Vendors	50.00		1,774.65
Bill	03/01/2018	1319	Professional Compli...	Laboratory & ...	2221 · Vendors	40.00		1,814.65
Bill	03/01/2018	1319	Professional Compli...	Laboratory & ...	2221 · Vendors	40.00		1,854.65
Bill	03/02/2018	90734...	Airgas, Inc.	Fire extinguis...	2221 · Vendors	109.19		1,963.84
Bill	03/07/2018	19760	Pipeline Regulatory ...	2018 Oklaho...	2221 · Vendors	17,050.00		19,013.84
Bill	03/07/2018	2018	Jellico Life Saving &...	2018 Jellico L...	2221 · Vendors	40.00		19,053.84
Bill	03/15/2018	20063...	Kentucky Undergrou...	February 201...	2221 · Vendors	10.50		19,064.34
Bill	03/26/2018	266091	Zoll Medical Corpor...	EAD Plus Full...	2221 · Vendors	1,574.58		20,638.92
Bill	03/31/2018	65	TDH Construction	Safety 2 each...	2221 · Vendors	200.00		20,838.92
Bill	03/31/2018	80371...	One Call Concepts, ...	1 ticket TX Mar	2221 · Vendors	0.50		20,839.42
Bill	04/04/2018	2018-...	Advanced Professio...	Random Alco...	2221 · Vendors	25.00		20,864.42
Bill	04/16/2018	20063...	Kentucky Undergrou...	March 2018 - ...	2221 · Vendors	6.00		20,870.42
Bill	04/26/2018	09311...	Knox Oklahoma Re...	Colletion only ...	2221 · Vendors	15.00		20,885.42
Bill	04/30/2018	80471...	One Call Concepts, ...	1 ticket TX Apr	2221 · Vendors	0.50		20,885.92
Bill	05/01/2018	1543	Professional Compli...	Laboratory & ...	2221 · Vendors	40.00		20,925.92

Navitas Utility Corporation
General Ledger
As of December 31, 2018

Type	Date	Num	Name	Memo	Split	Debit	Credit	Balance
Bill	05/03/2018	802269	5100 Bill Radford	CDL Test rei...	2221 · Vendors	95.00		21,020.92
Bill	05/07/2018	39788	Midwest Decals, LLC	300 caution g...	2221 · Vendors	559.70		21,580.62
Bill	05/08/2018	475417	Valir Physical Therapy	Pearcy, Kevin...	2221 · Vendors	25.00		21,605.62
Bill	05/08/2018	475417	Valir Physical Therapy	Shaw, Jerod -...	2221 · Vendors	25.00		21,630.62
Bill	05/17/2018	2006 ...	Kentucky Undergrou...	April 2018 - 4 ...	2221 · Vendors	6.00		21,636.62
Check	05/31/2018	CASH	925 I/D Safety & Se...	Safety Incentive	1107 · Checkin...	3,000.00		24,636.62
Bill	05/31/2018	80571...	One Call Concepts, ...	2 ticket May	2221 · Vendors	1.00		24,637.62
Bill	06/01/2018	1592	Professional Compli...	Laboratory & ...	2221 · Vendors	160.00		24,797.62
Credit Card Charge	06/07/2018	180607	921 Office Supplies	CA HR Confe...	2293 · Noelle ...	520.00		25,317.62
Bill	06/07/2018	19942	Pipeline Regulatory ...	Operator Qual...	2221 · Vendors	2,350.00		27,667.62
Bill	06/15/2018	2006 ...	Kentucky Undergrou...	May 2018 - 1 ...	2221 · Vendors	1.50		27,669.12
Bill	06/19/2018	18061...	Oklahoma Press Se...	"what you sho...	2221 · Vendors	7,360.20		35,029.32
Bill	06/30/2018	18-1226	Southeastern Diagn...	Johnny Good...	2221 · Vendors	25.00		35,054.32
Bill	06/30/2018	80672...	One Call Concepts, ...	1 ticket Jun	2221 · Vendors	0.50		35,054.82
Bill	07/01/2018	1705	Professional Compli...	Laboratory & ...	2221 · Vendors	40.00		35,094.82
Bill	07/10/2018	D18.7...	Tennessee Press S...	"what you sho...	2221 · Vendors	703.06		35,797.88
Bill	07/16/2018	2018-...	Advanced Professio...	Random Alco...	2221 · Vendors	25.00		35,822.88
Bill	07/17/2018	2006 ...	Kentucky Undergrou...	June 2018 - 1...	2221 · Vendors	1.50		35,824.38
Bill	07/23/2018	02730...	Zee Medical Service...	first aid kit up...	2221 · Vendors	162.15		35,986.53
Bill	07/24/2018	20030	Pipeline Regulatory ...	Operator Qual...	2221 · Vendors	2,200.00		38,186.53
Bill	07/27/2018	0931 ...	Knox Oklahoma Re...	Colletion only ...	2221 · Vendors	15.00		38,201.53
Bill	07/30/2018	25225	Element Fire & Safety	Fire Extinguis...	2221 · Vendors	63.00		38,264.53
Bill	07/31/2018	1867	Professional Compli...	Laboratory & ...	2221 · Vendors	160.00		38,424.53
Bill	07/31/2018	18-1253	Southeastern Diagn...	Johnny Good...	2221 · Vendors	55.00		38,479.53
Bill	07/31/2018	80772...	One Call Concepts, ...	1 ticket Jul	2221 · Vendors	0.50		38,480.03
Bill	08/08/2018	2592	Blue Otter Solutions...	PACE Progra...	2221 · Vendors	3,260.34		41,740.37
Bill	08/08/2018	475902	Valir Physical Therapy	Bogun, Scott ...	2221 · Vendors	50.00		41,790.37
Bill	08/09/2018	27390	Tennessee One-Call...	pipeline progr...	2221 · Vendors	450.00		42,240.37
Bill	08/18/2018	2006 ...	Kentucky Undergrou...	Aug 2018 - 4 t...	2221 · Vendors	6.00		42,246.37
Bill	08/31/2018	1918	Professional Compli...	Laboratory & ...	2221 · Vendors	40.00		42,286.37
Bill	09/05/2018	24629	Tuff Fire & Safety, Inc.	annual inspec...	2221 · Vendors	241.78		42,528.15
Bill	09/05/2018	27516	Tennessee One-Call...	pipeline progr...	2221 · Vendors	1,254.84		43,782.99
Bill	09/10/2018	476049	Valir Physical Therapy	Bogun, Scott ...	2221 · Vendors	25.00		43,807.99
Bill	10/10/2018	27679	Tennessee One-Call...	notifications c...	2221 · Vendors	105.25		43,913.24
Bill	10/16/2018	2006 ...	Kentucky Undergrou...	Sep 2018 - 3 t...	2221 · Vendors	4.50		43,917.74
Bill	10/29/2018	0931 ...	Knox Oklahoma Re...	Colletion only ...	2221 · Vendors	15.00		43,932.74
Bill	10/31/2018	2127	Professional Compli...	Laboratory & ...	2221 · Vendors	160.00		44,092.74
Bill	10/31/2018	81072...	One Call Concepts, ...	1 ticket Oct	2221 · Vendors	0.50		44,093.24
Bill	10/31/2018	18-1371	Southeastern Diagn...	Kniess, Scott ...	2221 · Vendors	25.00		44,118.24
Bill	11/02/2018	2018...	Oklahoma One Call ...	2,469 tickets f...	2221 · Vendors	617.25		44,735.49
Bill	11/02/2018	2018...	Oklahoma One Call ...	291 tickets for...	2221 · Vendors	72.75		44,808.24
Bill	11/02/2018	2018...	Oklahoma One Call ...	206 tickets for...	2221 · Vendors	51.50		44,859.74
Bill	11/02/2018	2018...	Oklahoma One Call ...	388 tickets for...	2221 · Vendors	97.00		44,956.74
Bill	11/02/2018	2018...	Oklahoma One Call ...	1,317 tickets f...	2221 · Vendors	329.25		45,285.99
Bill	11/02/2018	2018...	Oklahoma One Call ...	94 tickets for ...	2221 · Vendors	23.50		45,309.49
Bill	11/02/2018	2018...	Oklahoma One Call ...	290 tickets for...	2221 · Vendors	72.50		45,381.99
Bill	11/02/2018	2018...	Oklahoma One Call ...	Output Fees f...	2221 · Vendors	840.00		46,221.99
Bill	11/02/2018	7112	Urgent Med LLC	Shawn Enloe	2221 · Vendors	30.00		46,251.99
Bill	11/07/2018	476380	Valir Physical Therapy	Drug Screen -...	2221 · Vendors	25.00		46,276.99

Navitas Utility Corporation
General Ledger
As of December 31, 2018

Type	Date	Num	Name	Memo	Split	Debit	Credit	Balance
Bill	11/12/2018	181112	Newport Beach Live...	Vanessa Nov...	2221 · Vendors	64.00		46,340.99
Bill	11/13/2018	02730...	Zee Medical Service...	first aid kit up...	2221 · Vendors	414.63		46,755.62
Bill	11/16/2018	28136	Tennessee One-Call...	2019 member...	2221 · Vendors	500.00		47,255.62
Bill	11/16/2018	28136	Tennessee One-Call...	2019 participa...	2221 · Vendors	1,138.05		48,393.67
Bill	11/19/2018	2006 ...	Kentucky Undergrou...	Oct 2018 - 4 ti...	2221 · Vendors	6.00		48,399.67
Bill	11/30/2018	81172...	One Call Concepts, ...	3 ticket Nov	2221 · Vendors	1.50		48,401.17
Bill	12/06/2018	13902...	AirMedCare	Air Evac Lifet...	2221 · Vendors	770.00		49,171.17
Bill	12/11/2018	2006 ...	Kentucky Undergrou...	Niv2018 - 3 ti...	2221 · Vendors	4.50		49,175.67
Bill	12/12/2018	25418	Element Fire & Safety	Fire Extinguis...	2221 · Vendors	23.00		49,198.67
Check	12/14/2018	CASH	925 I/D Safety & Se...	Safety Incentive	1107 · Checkin...	2,900.00		52,098.67
Bill	12/31/2018	74	TDH Construction	SAFETY BO...	2221 · Vendors	100.00		52,198.67
Bill	12/31/2018	13902...	AirMedCare	Air Evac Lifet...	2221 · Vendors	55.00		52,253.67
Total 925 · I/D - Safety & Security - Other						52,253.67	0.00	52,253.67
Total 925 · I/D - Safety & Security						65,531.37	0.00	65,531.37
926 · Employee benefits								0.00
6210 · Payroll Expenses								0.00
Total 6210 · Payroll Expenses								0.00
6470 · Seminars & subscript								0.00
6471 · Education								0.00
Total 6471 · Education								0.00
6470 · Seminars & subscript - Other								0.00
Total 6470 · Seminars & subscript - Other								0.00
Total 6470 · Seminars & subscript								0.00
6475 · Employee incentives								0.00
Total 6475 · Employee incentives								0.00
926 · Employee benefits - Other								0.00
Bill	01/01/2018	C0044...	United Healthcare	Monthly healt...	2221 · Vendors	993.84		993.84
Bill	01/01/2018	C0044...	United Healthcare	Monthly healt...	2221 · Vendors	87.82		1,081.66
General Journal	01/01/2018	180101		01/01/18-01/3...	-SPLIT-	27,099.38		28,181.04
General Journal	01/01/2018	180101		01/01/18-01/3...	926 · Employe...	7,240.27		35,421.31
General Journal	01/03/2018	180103		John Ward an...	1107 · Checkin...		3,352.86	32,068.45
General Journal	01/17/2018	180117		Linda Varner ...	1107 · Checkin...		969.00	31,099.45
Bill	01/18/2018	180118	5100 Woody Sitton	New service - ...	2221 · Vendors	100.00		31,199.45
General Journal	01/24/2018	142		John Ward C...	1107 · Checkin...		462.30	30,737.15
Bill	01/25/2018	998785	Aflac	Supplimental ...	2221 · Vendors	153.12		30,890.27
Bill	02/01/2018	C0044...	United Healthcare	Monthly healt...	2221 · Vendors	12,977.56		43,867.83
Bill	02/01/2018	C0044...	United Healthcare	Monthly healt...	2221 · Vendors	26,923.74		70,791.57
General Journal	02/05/2018	180205		401k distributi...	1107 · Checkin...		0.54	70,791.03
Bill	02/25/2018	427112	Aflac	Supplimental ...	2221 · Vendors	153.12		70,944.15
Bill	02/28/2018	180228	5100 Gaylord G Flood	COBRA cover...	2221 · Vendors	7,984.38		78,928.53
Bill	03/01/2018	00450...	United Healthcare	Monthly healt...	2221 · Vendors	27,099.38		106,027.91
Bill	03/01/2018	C0045...	United Healthcare	Monthly healt...	2221 · Vendors	5,930.46		111,958.37

Navitas Utility Corporation
General Ledger
As of December 31, 2018

Type	Date	Num	Name	Memo	Split	Debit	Credit	Balance
Bill	03/02/2018	180302	Optum	HSA match	2221 · Vendors	320.00		112,278.37
General Journal	03/14/2018	10371...		COBRA check	1107 · Checkin...		2,277.35	110,001.02
Bill	03/22/2018	180322	Optum	HSA match	2221 · Vendors	160.00		110,161.02
Bill	03/25/2018	850348	Aflac	Supplimental ...	2221 · Vendors	153.12		110,314.14
Bill	04/01/2018	C0045...	United Healthcare	Monthly healt...	2221 · Vendors	11,954.23		122,268.37
Bill	04/01/2018	00451...	United Healthcare	Monthly healt...	2221 · Vendors	28,449.22		150,717.59
Bill	04/02/2018	180403	5100 Darrel Gregory	New service - ...	2221 · Vendors	100.00		150,817.59
Bill	04/09/2018	180409	5100 John Gorman	New service - ...	2221 · Vendors	100.00		150,917.59
General Journal	04/09/2018	10373...		COBRA check	1107 · Checkin...		2,443.21	148,474.38
General Journal	04/09/2018	23504...		401k distributi...	1107 · Checkin...		0.26	148,474.12
Bill	04/13/2018	180413	Optum	HSA match	2221 · Vendors	240.00		148,714.12
Bill	04/25/2018	277226	Aflac	Supplimental ...	2221 · Vendors	153.12		148,867.24
Bill	05/01/2018	C0045...	United Healthcare	Monthly healt...	2221 · Vendors	28,446.76		177,314.00
Bill	05/01/2018	0045 ...	United Healthcare	Monthly healt...	2221 · Vendors	9,327.31		186,641.31
Bill	05/04/2018	180504	Optum	HSA match	2221 · Vendors	240.00		186,881.31
General Journal	05/15/2018	10373...		COBRA check	1107 · Checkin...		2,582.82	184,298.49
Bill	05/25/2018	701720	Aflac	Supplimental ...	2221 · Vendors	489.42		184,787.91
Bill	06/01/2018	41228...	United Healthcare	Monthly healt...	2221 · Vendors	8,941.53		193,729.44
Bill	06/01/2018	0045 ...	United Healthcare	Monthly healt...	2221 · Vendors	28,447.99		222,177.43
General Journal	06/11/2018	10377...		COBRA check	1107 · Checkin...		1,991.67	220,185.76
General Journal	06/11/2018	62594		UnitedHealthc...	1107 · Checkin...		209.18	219,976.58
Bill	06/22/2018	180622	Optum	HSA match	2221 · Vendors	240.00		220,216.58
Bill	06/25/2018	130670	Aflac	Supplimental ...	2221 · Vendors	326.28		220,542.86
Bill	07/01/2018	4122 ...	United Healthcare	Monthly healt...	2221 · Vendors	8,941.53		229,484.39
Bill	07/01/2018	0045 ...	United Healthcare	Monthly healt...	2221 · Vendors	28,447.99		257,932.38
General Journal	07/16/2018	10380...		COBRA check	1107 · Checkin...		1,973.91	255,958.47
Bill	07/16/2018	180716	Optum	HSA match	2221 · Vendors	240.00		256,198.47
Bill	07/25/2018	554210	Aflac	Supplimental ...	2221 · Vendors	458.64		256,657.11
Bill	08/01/2018	42136...	United Healthcare	Monthly healt...	2221 · Vendors	28,447.99		285,105.10
Bill	08/01/2018		United Healthcare	Monthly healt...	2221 · Vendors	8,941.53		294,046.63
Bill	08/07/2018	180807	Optum	HSA match	2221 · Vendors	220.00		294,266.63
General Journal	08/13/2018	10382...		COBRA check	1107 · Checkin...		1,973.91	292,292.72
Bill	08/25/2018	980462	Aflac	Supplimental ...	2221 · Vendors	458.64		292,751.36
Bill	09/01/2018	4213 ...	United Healthcare	Monthly healt...	2221 · Vendors	24,885.59		317,636.95
Bill	09/01/2018	4122 ...	United Healthcare	Monthly healt...	2221 · Vendors	8,941.53		326,578.48
Bill	09/07/2018	180907	Optum	HSA match	2221 · Vendors	220.00		326,798.48
General Journal	09/13/2018	10384...		COBRA check	1107 · Checkin...		1,491.14	325,307.34
General Journal	09/21/2018	180921		United Health...	1107 · Checkin...		3,251.99	322,055.35
Bill	09/25/2018	408265	Aflac	Supplimental ...	2221 · Vendors	458.64		322,513.99
Bill	10/01/2018	4122 ...	United Healthcare	Monthly healt...	2221 · Vendors	9,488.34		332,002.33
Bill	10/01/2018	4213 ...	United Healthcare	Monthly healt...	2221 · Vendors	24,885.59		356,887.92
Bill	10/01/2018	4213 ...	United Healthcare	Monthly healt...	2221 · Vendors		1,781.20	355,106.72
Bill	10/01/2018	181001	Optum	HSA match	2221 · Vendors	240.00		355,346.72
Credit Card Charge	10/12/2018	181012	921 Office Supplies	2018 Strategi...	2293 · Noelle ...	99.00		355,445.72
General Journal	10/17/2018	181017		United Health...	1107 · Checkin...		1,491.14	353,954.58
Bill	10/25/2018	181025	Optum	HSA match	2221 · Vendors	240.00		354,194.58
Bill	10/25/2018	833705	Aflac	Supplimental ...	2221 · Vendors	687.96		354,882.54
Bill	11/01/2018	4213 ...	United Healthcare	Monthly healt...	2221 · Vendors	24,294.06		379,176.60
Bill	11/01/2018	4213 ...	United Healthcare	Monthly healt...	2221 · Vendors		1,182.68	377,993.92

Navitas Utility Corporation
General Ledger
As of December 31, 2018

Type	Date	Num	Name	Memo	Split	Debit	Credit	Balance
Bill	11/01/2018	4122 ...	United Healthcare	Monthly healt...	2221 · Vendors	8,045.43		386,039.35
General Journal	11/15/2018	10388...		COBRA check	1107 · Checkin...		1,483.39	384,555.96
Bill	12/01/2018	4122 ...	United Healthcare	Monthly healt...	2221 · Vendors	10,783.65		395,339.61
Bill	12/01/2018	4213 ...	United Healthcare	Monthly healt...	2221 · Vendors	23,199.20		418,538.81
Bill	12/01/2018	4213 ...	United Healthcare	Monthly healt...	2221 · Vendors		1,094.86	417,443.95
Bill	12/05/2018	181205	Optum	HSA match	2221 · Vendors	240.00		417,683.95
Bill	12/06/2018	181206	5100 Darrel Gregory	New service - ...	2221 · Vendors	100.00		417,783.95
General Journal	12/10/2018	10390...		COBRA check	1107 · Checkin...		2,456.68	415,327.27
Bill	12/20/2018	181220	5100 Trenton Pearcy	New service - ...	2221 · Vendors	100.00		415,427.27
Bill	12/31/2018	181231	Optum	HSA match	2221 · Vendors	0.00		415,427.27
General Journal	12/31/2018	10060...		To record em...	2833 · Accrued...	927.28		416,354.55
Total 926 · Employee benefits - Other						448,824.64	32,470.09	416,354.55
Total 926 · Employee benefits						448,824.64	32,470.09	416,354.55
928 · Regulatory Commission Exp								0.00
Total 928 · Regulatory Commission Exp								0.00
930 · Misc Gen Expense								0.00
Bill	07/05/2018	35557	Navitas OK3, LLC	(2) 454 pto E...	2221 · Vendors	17,580.00		17,580.00
Invoice	07/17/2018	18071...	Navitas OK3, LLC	(2) 454 pto E...	1201 · From m...		17,580.00	0.00
Total 930 · Misc Gen Expense						17,580.00	17,580.00	0.00
931 · Rents								0.00
6232 · Equipment Leasing								0.00
Total 6232 · Equipment Leasing								0.00
931 · Rents - Other								0.00
Bill	01/01/2018		Opal Leach	Rent for Jellic...	2221 · Vendors	250.00		250.00
Bill	01/01/2018	18-004	DeBritton Holdings, ...	Equipment St...	2221 · Vendors	1,200.00		1,450.00
Bill	01/01/2018	99505...	Airgas, Inc.	cylinder lease	2221 · Vendors	164.54		1,614.54
Bill	01/08/2018	703710	Barbara Uhrig	Rent on regul...	2221 · Vendors	200.00		1,814.54
Bill	01/31/2018	99510...	Airgas, Inc.	cylinder lease	2221 · Vendors	16.60		1,831.14
Bill	02/01/2018		Opal Leach	Rent for Jellic...	2221 · Vendors	250.00		2,081.14
Bill	02/01/2018	18-032	DeBritton Holdings, ...	Equipment St...	2221 · Vendors	1,200.00		3,281.14
Bill	02/28/2018	99517...	Airgas, Inc.	cylinder lease	2221 · Vendors	12.80		3,293.94
Bill	03/01/2018		Opal Leach	Rent for Jellic...	2221 · Vendors	250.00		3,543.94
Bill	03/21/2018	33056...	Pitney Bowes	postage meter	2221 · Vendors	634.38		4,178.32
Bill	03/31/2018	99524...	Airgas, Inc.	cylinder lease	2221 · Vendors	16.60		4,194.92
Bill	04/01/2018		Opal Leach	Rent for Jellic...	2221 · Vendors	250.00		4,444.92
Bill	04/30/2018	99531...	Airgas, Inc.	cylinder lease	2221 · Vendors	13.52		4,458.44
Bill	05/01/2018		Opal Leach	Rent for Jellic...	2221 · Vendors	250.00		4,708.44
Bill	05/02/2018	33060...	Pitney Bowes	postage meter	2221 · Vendors	314.78		5,023.22
Bill	05/03/2018	180503	Pitney Bowes	postage meter	2221 · Vendors	803.00		5,826.22
Bill	05/30/2018	180530	Pitney Bowes	late fee	2221 · Vendors	32.00		5,858.22
Bill	05/31/2018	9953 ...	Airgas, Inc.	cylinder lease	2221 · Vendors	16.60		5,874.82
Bill	06/01/2018		Opal Leach	Rent for Jellic...	2221 · Vendors	250.00		6,124.82
Bill	06/01/2018	9954 ...	Airgas, Inc.	cylinder lease...	2221 · Vendors	68.88		6,193.70

Navitas Utility Corporation
General Ledger
As of December 31, 2018

Type	Date	Num	Name	Memo	Split	Debit	Credit	Balance
Bill	06/03/2018	180603	Pitney Bowes	postage meter	2221 · Vendors	372.39		6,566.09
Bill	06/08/2018	9076 ...	Airgas, Inc.	cylinder lease	2221 · Vendors	29.79		6,595.88
Bill	06/11/2018	9076 ...	Airgas, Inc.	cylinder lease	2221 · Vendors	52.26		6,648.14
Bill	06/12/2018	33064...	Pitney Bowes	postage meter	2221 · Vendors	634.38		7,282.52
Bill	06/30/2018	9954-...	Airgas, Inc.	cylinder lease	2221 · Vendors	13.52		7,296.04
Bill	06/30/2018	3306-...	Pitney Bowes	postage meter	2221 · Vendors	314.78		7,610.82
Bill	07/01/2018		Opal Leach	Rent for Jellic...	2221 · Vendors	250.00		7,860.82
Bill	07/03/2018	180703	Pitney Bowes	postage	2221 · Vendors	37.51		7,898.33
Bill	07/31/2018	99552...	Airgas, Inc.	rent cyl oxige...	2221 · Vendors	16.60		7,914.93
Bill	08/01/2018		Opal Leach	Rent for Jellic...	2221 · Vendors	250.00		8,164.93
Bill	08/01/2018	99554...	Airgas, Inc.	cylinder lease...	2221 · Vendors	68.88		8,233.81
Bill	08/03/2018	180803	Pitney Bowes	late fee	2221 · Vendors	400.00		8,633.81
Bill	08/31/2018	99559...	Airgas, Inc.	rent cyl oxige...	2221 · Vendors	16.60		8,650.41
Bill	09/01/2018		Opal Leach	Rent for Jellic...	2221 · Vendors	250.00		8,900.41
Bill	09/01/2018		Opal Leach	Rent for Jellic...	2221 · Vendors	250.00		9,150.41
Bill	09/03/2018	180903	Pitney Bowes	Postage	2221 · Vendors	400.00		9,550.41
Bill	09/30/2018	99566...	Airgas, Inc.	rent cyl oxige...	2221 · Vendors	13.52		9,563.93
Bill	09/30/2018	3307-...	Pitney Bowes	postage meter	2221 · Vendors	344.78		9,908.71
Bill	10/01/2018		Opal Leach	Rent for Jellic...	2221 · Vendors	250.00		10,158.71
Bill	10/12/2018	33073...	Pitney Bowes	postage meter	2221 · Vendors	598.41		10,757.12
Bill	10/31/2018	99573...	Airgas, Inc.	rent cyl oxige...	2221 · Vendors	16.60		10,773.72
Bill	11/01/2018		Opal Leach	Rent for Jellic...	2221 · Vendors	250.00		11,023.72
Bill	11/04/2018	181104	Pitney Bowes	Postage	2221 · Vendors	400.00		11,423.72
Bill	11/12/2018	18111...	Pitney Bowes	Postage	2221 · Vendors	800.00		12,223.72
Bill	11/28/2018	18112...	Pitney Bowes	Postage	2221 · Vendors	800.00		13,023.72
Bill	11/30/2018	99580...	Airgas, Inc.	rent cyl oxige...	2221 · Vendors	13.52		13,037.24
Bill	12/01/2018		Opal Leach	Rent for Jellic...	2221 · Vendors	250.00		13,287.24
Bill	12/04/2018	18120...	Pitney Bowes	Postage	2221 · Vendors	11.00		13,298.24
Bill	12/14/2018	33077...	Pitney Bowes	postage meter	2221 · Vendors	631.40		13,929.64
Bill	12/31/2018	9958 ...	Airgas, Inc.	rent cyl oxige...	2221 · Vendors	16.60		13,946.24
Bill	12/31/2018	3307 ...	Pitney Bowes	postage meter	2221 · Vendors	346.74		14,292.98
Total 931 · Rents - Other						14,292.98	0.00	14,292.98
Total 931 · Rents						14,292.98	0.00	14,292.98
932 · Maintenance of General Plant								0.00
6220 · Facilities								0.00
Bill	10/04/2018	DAA1...	Navitas Assets, LLC...	Architectural ...	2221 · Vendors	875.00		875.00
Total 6220 · Facilities						875.00	0.00	875.00

Navitas Utility Corporation
General Ledger
As of December 31, 2018

Type	Date	Num	Name	Memo	Split	Debit	Credit	Balance
932 · Maintenance of General Plant - Other								0.00
Bill	01/01/2018	20549...	Sonitrol Orange Cou...	Monthly Monit...	2221 · Vendors	141.15		141.15
Bill	01/01/2018	2113	Full Spectrum Servi...	Cleaning Serv...	2221 · Vendors	200.00		341.15
Bill	01/08/2018	68292	Roto-Rooter Sewer ...	Clean sewer li...	2221 · Vendors	0.00		341.15
Credit Card Charge	01/08/2018	180212	932 Maintenance of ...	Clean sewer li...	2285 · Jeff Fog...	150.00		491.15
Bill	01/12/2018	37199...	Terminix Processing...	Eakly School ...	2221 · Vendors	57.00		548.15
Bill	01/31/2018	58162...	Western Exterminat...	pest control fo...	2221 · Vendors	75.00		623.15
Bill	02/01/2018	20561...	Sonitrol Orange Cou...	Monthly Monit...	2221 · Vendors	141.15		764.30
Bill	02/28/2018	58923...	Western Exterminat...	pest control fo...	2221 · Vendors	75.00		839.30
Bill	02/28/2018	37326...	Terminix Processing...	Eakly School ...	2221 · Vendors	57.00		896.30
Bill	02/28/2018	201801	Miguel Morales	Clean up CM ...	2221 · Vendors	650.00		1,546.30
Bill	03/01/2018	20574...	Sonitrol Orange Cou...	Monthly Monit...	2221 · Vendors	141.15		1,687.45
Bill	03/01/2018	2317	Full Spectrum Servi...	Cleaning Serv...	2221 · Vendors	200.00		1,887.45
Bill	03/01/2018	2211	Full Spectrum Servi...	Cleaning Serv...	2221 · Vendors	200.00		2,087.45
Bill	03/01/2018	782201	Double Y Spraying	spray weeds, ...	2221 · Vendors	275.00		2,362.45
Bill	03/09/2018	2018 r...	Terminix Processing...	Eakly School ...	2221 · Vendors	266.00		2,628.45
Bill	03/16/2018	37386...	Terminix Processing...	Eakly School ...	2221 · Vendors	114.00		2,742.45
Bill	03/31/2018	59680...	Western Exterminat...	pest control fo...	2221 · Vendors	75.00		2,817.45
Bill	04/01/2018	20586...	Sonitrol Orange Cou...	Monthly Monit...	2221 · Vendors	141.15		2,958.60
Bill	04/01/2018	2416	Full Spectrum Servi...	Cleaning Serv...	2221 · Vendors	200.00		3,158.60
Bill	04/09/2018	37450...	Terminix Processing...	Eakly School ...	2221 · Vendors	57.00		3,215.60
Bill	04/30/2018	60563...	Western Exterminat...	pest control fo...	2221 · Vendors	75.00		3,290.60
Bill	05/01/2018	20598...	Sonitrol Orange Cou...	Monthly Monit...	2221 · Vendors	141.15		3,431.75
Bill	05/01/2018	2513	Full Spectrum Servi...	Cleaning Serv...	2221 · Vendors	200.00		3,631.75
Bill	05/18/2018	6603	A Better View	Costa Mesa o...	2221 · Vendors	365.00		3,996.75
Bill	05/28/2018	180528	Terminix Processing...	Eakly School ...	2221 · Vendors	57.00		4,053.75
Bill	05/31/2018	61374...	Western Exterminat...	pest control fo...	2221 · Vendors	80.00		4,133.75
Bill	06/01/2018	20610...	Sonitrol Orange Cou...	Monthly Monit...	2221 · Vendors	141.15		4,274.90
Bill	06/01/2018	2603	Full Spectrum Servi...	Cleaning Serv...	2221 · Vendors	200.00		4,474.90
Bill	06/05/2018	882273	Double Y Spraying	spray weeds, ...	2221 · Vendors	275.00		4,749.90
Bill	06/22/2018	62048...	Western Exterminat...	pest control fo...	2221 · Vendors	80.00		4,829.90
Bill	06/28/2018	37683...	Terminix Processing...	Eakly School ...	2221 · Vendors	57.00		4,886.90
Bill	07/01/2018	20623...	Sonitrol Orange Cou...	Monthly Monit...	2221 · Vendors	141.15		5,028.05
Bill	07/01/2018	2698	Full Spectrum Servi...	Cleaning Serv...	2221 · Vendors	200.00		5,228.05
Bill	07/26/2018	62933...	Western Exterminat...	pest control fo...	2221 · Vendors	80.00		5,308.05
Bill	08/01/2018	206 3...	Sonitrol Orange Cou...	Monthly Monit...	2221 · Vendors	141.15		5,449.20
Bill	08/01/2018	2786	Full Spectrum Servi...	Cleaning Serv...	2221 · Vendors	200.00		5,649.20
Bill	08/03/2018	3779 ...	Terminix Processing...	Eakly School ...	2221 · Vendors	57.00		5,706.20
Bill	08/31/2018	63846...	Western Exterminat...	pest control fo...	2221 · Vendors	80.00		5,786.20
Bill	09/01/2018	206 4...	Sonitrol Orange Cou...	Monthly Monit...	2221 · Vendors	141.15		5,927.35
Bill	09/01/2018	2871	Full Spectrum Servi...	Cleaning Serv...	2221 · Vendors	200.00		6,127.35
Bill	09/18/2018	37921...	Terminix Processing...	Eakly School ...	2221 · Vendors	59.00		6,186.35
Bill	09/30/2018	64483...	Western Exterminat...	pest control fo...	2221 · Vendors	80.00		6,266.35
Bill	10/01/2018	206 6...	Sonitrol Orange Cou...	Monthly Monit...	2221 · Vendors	141.15		6,407.50
Bill	10/01/2018	2952	Full Spectrum Servi...	Cleaning Serv...	2221 · Vendors	200.00		6,607.50
Bill	10/02/2018	181002	Max R Yearwood	Car Hauling T...	2221 · Vendors	1,410.00		8,017.50
Credit Card Charge	10/11/2018	181011	921 Office Supplies	Supplies for C...	2282 · Thomas...	127.35		8,144.85
Bill	10/16/2018	3800 ...	Terminix Processing...	Eakly School ...	2221 · Vendors	59.00		8,203.85
Bill	10/29/2018	3035	Full Spectrum Servi...	Cleaning Serv...	2221 · Vendors	200.00		8,403.85

Navitas Utility Corporation
General Ledger
As of December 31, 2018

Type	Date	Num	Name	Memo	Split	Debit	Credit	Balance
Credit Card Charge	10/31/2018	181031	921 Office Supplies	Supplies for C...	2282 · Thomas...	600.12		9,003.97
Bill	10/31/2018	65258...	Western Exterminat...	pest control fo...	2221 · Vendors	80.00		9,083.97
Bill	11/01/2018	206 7...	Sonitrol Orange Cou...	Monthly Monit...	2221 · Vendors	141.15		9,225.12
Credit Card Charge	11/02/2018	181102	921 Office Supplies	Supplies for C...	2282 · Thomas...	262.35		9,487.47
Credit Card Charge	11/06/2018	181106	921 Office Supplies	Supplies for C...	2282 · Thomas...	1,304.75		10,792.22
Credit Card Charge	11/06/2018	181106	921 Office Supplies	Supplies for C...	2282 · Thomas...	674.38		11,466.60
Credit Card Charge	11/06/2018	181106	921 Office Supplies	Supplies for C...	2282 · Thomas...	113.80		11,580.40
Credit Card Charge	11/13/2018	181113	921 Office Supplies	Supplies for C...	2282 · Thomas...	802.12		12,382.52
Bill	11/14/2018	3808 ...	Terminix Processing...	Eakly School ...	2221 · Vendors	59.00		12,441.52
Bill	11/30/2018	66331...	Western Exterminat...	pest control fo...	2221 · Vendors	80.00		12,521.52
Bill	12/01/2018	206 8...	Sonitrol Orange Cou...	Monthly Monit...	2221 · Vendors	141.15		12,662.67
Bill	12/01/2018	3119	Full Spectrum Servi...	Cleaning Serv...	2221 · Vendors	200.00		12,862.67
Bill	12/19/2018	38181...	Terminix Processing...	Eakly School ...	2221 · Vendors	59.00		12,921.67
Bill	12/31/2018	66873...	Western Exterminat...	pest control fo...	2221 · Vendors	80.00		13,001.67
Total 932 · Maintenance of General Plant - Other						13,001.67	0.00	13,001.67
Total 932 · Maintenance of General Plant						13,876.67	0.00	13,876.67
Indirect Costs - Other								0.00
Total Indirect Costs - Other								0.00
Total Indirect Costs						2,773,912.56	64,619.31	2,709,293.25
Other Income								0.00
411.60 · Gain on Sale								0.00
Total 411.60 · Gain on Sale								0.00
415 · Revenue Material/Constr Sale								0.00
Invoice	03/19/2018	180319	K Pearcy	Pipe 1 1/4" P...	1251 · Other		294.14	-294.14
Invoice	03/19/2018	18031...	K Pearcy	Pipe 1 1/4" P...	1251 · Other		385.00	-679.14
Invoice	03/19/2018	18031...	K Pearcy	Tee, 1 1/4" po...	1251 · Other		24.66	-703.80
Invoice	03/19/2018	18031...	K Pearcy	Tee 1 1/4" SF	1251 · Other		4.28	-708.08
Invoice	04/09/2018	180409	Klent Lasley	Pipe 1 1/4" P...	1251 · Other		836.64	-1,544.72
Invoice	04/09/2018	180409	Klent Lasley	Riser 1" anod...	1251 · Other		25.00	-1,569.72
Invoice	04/09/2018	180409	Klent Lasley	Tap 1 1/4" x 1...	1251 · Other		80.00	-1,649.72
Total 415 · Revenue Material/Constr Sale						0.00	1,649.72	-1,649.72
417 · Revenue non-utility operation								0.00
6710 · Other income pre 2013								0.00
Total 6710 · Other income pre 2013								0.00

Navitas Utility Corporation
General Ledger
As of December 31, 2018

Type	Date	Num	Name	Memo	Split	Debit	Credit	Balance
417 · Revenue non-utility operation - Other								0.00
General Journal	01/15/2018	180115		Deposit for C...	1183 · Cash Dr...		178.59	-178.59
General Journal	03/14/2018	11905		Construction ...	1107 · Checkin...		700.00	-878.59
General Journal	05/18/2018	180518		Deposit for m...	1183 · Cash Dr...		340.00	-1,218.59
General Journal	05/22/2018	180522		Deposit for m...	1183 · Cash Dr...		1,550.04	-2,768.63
General Journal	05/24/2018	11905		Equity Excha...	1107 · Checkin...		6.21	-2,774.84
General Journal	12/09/2018	181209		NUC Pickup ...	1183 · Cash Dr...		135.00	-2,909.84
General Journal	12/31/2018	171231		NCOMM 201...	1803 · Investm...		20,647.00	-23,556.84
General Journal	12/31/2018	171231		15% of NALL...	1802 · Investm...		85,065.00	-108,621.84
Total 417 · Revenue non-utility operation - Other						0.00	108,621.84	-108,621.84
Total 417 · Revenue non-utility operation						0.00	108,621.84	-108,621.84
419 · Interest Income								0.00
6810 · Interest income pre 2013								0.00
Total 6810 · Interest income pre 2013								0.00
419 · Interest Income - Other								0.00
Total 419 · Interest Income - Other								0.00
Total 419 · Interest Income								0.00
Other Income - Other								0.00
Total Other Income - Other								0.00
Total Other Income						0.00	110,271.56	-110,271.56
Other Expense								0.00
409 · Corporate income tax								0.00
Total 409 · Corporate income tax								0.00
411.10 · Expense of non-util operation								0.00
Total 411.10 · Expense of non-util operation								0.00
411.70 · Loss on Sale								0.00
Total 411.70 · Loss on Sale								0.00
426.10 · Donations								0.00
6490 · Donations								0.00
Total 6490 · Donations								0.00
426.10 · Donations - Other								0.00
Check	03/19/2018	CASH	426 Donations	Eakly New De...	1183 · Cash Dr...	50.00		50.00
Total 426.10 · Donations - Other						50.00	0.00	50.00
Total 426.10 · Donations						50.00	0.00	50.00

Navitas Utility Corporation
General Ledger
As of December 31, 2018

Type	Date	Num	Name	Memo	Split	Debit	Credit	Balance
426.30 · Penalties								0.00
6499 · Penalties & fines								0.00
Total 6499 · Penalties & fines								0.00
426.30 · Penalties - Other								0.00
Bill	01/02/2018	180102	Tate Boy's Tire & Se...	late fee	2221 · Vendors	19.91		19.91
Bill	01/02/2018	FC 6078	Prince Plumbing LLC	late fee	2221 · Vendors	1.00		20.91
Credit Card Charge	01/07/2018	180107	Dell	finance charge	2299 · Dell Re...	123.94		144.85
Bill	02/27/2018	180227	England Ford Inc	late fee	2221 · Vendors	1.10		145.95
Bill	03/15/2018	180319	AFCO	late fee	2221 · Vendors	41.41		187.36
Bill	06/25/2018	180625	IPFS Corporation	Account # TX...	2221 · Vendors	251.35		438.71
Bill	06/25/2018	S20 8...	Bemac Supply	late fee	2221 · Vendors	150.09		588.80
Bill	07/06/2018	07180...	Natural Gas Pipeline...	INTEREST	2221 · Vendors	0.73		589.53
Bill	07/31/2018	18073...	Natural Gas Pipeline...	INTEREST	2221 · Vendors	1.24		590.77
Bill	09/07/2018	18083...	Natural Gas Pipeline...	INTEREST	2221 · Vendors			590.77
Bill	10/04/2018	18093...	Natural Gas Pipeline...	INTEREST	2221 · Vendors	0.12		590.89
Bill	11/06/2018	1118 ...	Natural Gas Pipeline...	INTEREST	2221 · Vendors	0.00		590.89
Bill	12/02/2018	191202	Pitney Bowes	finance charges	2221 · Vendors	39.99		630.88
Bill	12/03/2018	18120...	Pitney Bowes	finance charges	2221 · Vendors	14.48		645.36
Bill	12/06/2018	1218 ...	Natural Gas Pipeline...	INTEREST	2221 · Vendors	0.20		645.56
Total 426.30 · Penalties - Other						645.56	0.00	645.56
Total 426.30 · Penalties						645.56	0.00	645.56
427 · Interest Expense								0.00
6860 · Interest expense pre 2013								0.00
Total 6860 · Interest expense pre 2013								0.00
427 · Interest Expense - Other								0.00
General Journal	01/01/2018	180101		Fees Charged...	2271 · Bank 7 ...	809.00		809.00
General Journal	01/01/2018	180101		Fees Charged...	2271 · Bank 7 ...	304.74		1,113.74
General Journal	01/02/2018	180102		Credit card int...	2200 - Controller	361.79		1,475.53
General Journal	01/02/2018	180102		Credit card int...	2200 - Controller	74.00		1,549.53
Bill	01/04/2018	180108	Ally	611927038563	2221 · Vendors	135.31		1,684.84
Bill	01/05/2018	180115	Ally	024923459722	2221 · Vendors	112.26		1,797.10
Bill	01/11/2018	180118	Bank 7	LOC Interest f...	2221 · Vendors	25.73		1,822.83
Bill	01/12/2018	180117	IPFS Corporation	Account # TX...	2221 · Vendors	118.72		1,941.55
Bill	01/12/2018	180123	F & M Bank	Loan 9995000	2221 · Vendors	114.00		2,055.55
Bill	01/15/2018	180123	AFCO	3rd payment ...	2221 · Vendors	30.23		2,085.78
Bill	01/18/2018	180123	Ally	024922596418	2221 · Vendors	96.85		2,182.63
Bill	01/19/2018	180126	Ally	611925685889	2221 · Vendors	127.87		2,310.50
Bill	01/26/2018	180205	Ally	024921495072	2221 · Vendors	66.93		2,377.43
Bill	01/30/2018	180206	Ally	024924239093	2221 · Vendors	93.26		2,470.69
Bill	02/02/2018	180208	Ally	611927038563	2221 · Vendors	133.70		2,604.39
Bill	02/06/2018	180212	Ally	024923459722	2221 · Vendors	110.15		2,714.54
Bill	02/09/2018	180219	F & M Bank	Loan 9995000	2221 · Vendors	111.96		2,826.50
Bill	02/12/2018	180219	AFCO	4th payment ...	2221 · Vendors	26.51		2,853.01
Bill	02/12/2018	180220	IPFS Corporation	Account # TX...	2221 · Vendors	95.21		2,948.22
Bill	02/16/2018	180222	Ally	611925685889	2221 · Vendors	125.77		3,073.99

Navitas Utility Corporation
General Ledger
As of December 31, 2018

Type	Date	Num	Name	Memo	Split	Debit	Credit	Balance
Bill	02/18/2018	180218	Ally	024922596418	2221 · Vendors	94.19		3,168.18
Bill	02/23/2018	180305	Bank 7	LOC Interest f...	2221 · Vendors	3,835.62		7,003.80
Bill	02/23/2018	180301	Ally	024921495072	2221 · Vendors	65.37		7,069.17
Bill	02/27/2018	180305	Ally	024924239093	2221 · Vendors	87.78		7,156.95
Bill	02/28/2018	180305	Ford Credit	Account # 56...	2221 · Vendors	181.06		7,338.01
Bill	03/02/2018	180308	Ally	611927038563	2221 · Vendors	132.08		7,470.09
Bill	03/06/2018	180315	GM Financial	Acct # 21100...	2221 · Vendors	165.71		7,635.80
Bill	03/06/2018	180312	Ally	024923459722	2221 · Vendors	108.03		7,743.83
Bill	03/12/2018	180319	IPFS Corporation	Account # TX...	2221 · Vendors	71.58		7,815.41
Bill	03/13/2018	180319	F & M Bank	Loan 9995000	2221 · Vendors	109.90		7,925.31
Bill	03/15/2018	180319	AFCO	5th payment ...	2221 · Vendors	22.78		7,948.09
Bill	03/16/2018	180322	Ally	024922596418	2221 · Vendors	24.64		7,972.73
Bill	03/20/2018	180327	Ally	611925685889	2221 · Vendors	123.65		8,096.38
Bill	03/26/2018	180404	Bank 7	LOC Interest f...	2221 · Vendors	3,054.79		11,151.17
Bill	03/26/2018	180404	Ally	024921495072	2221 · Vendors	63.81		11,214.98
General Journal	03/30/2018	180330		Interest on ov...	1107 · Checkin...	9.03		11,224.01
Bill	03/30/2018	180409	Ally	024924239093	2221 · Vendors	591.93		11,815.94
General Journal	04/02/2018	180402		Credit card int...	2200 - Controller	118.66		11,934.60
Bill	04/04/2018	180409	Ally	611927038563	2221 · Vendors	130.44		12,065.04
Bill	04/05/2018	180410	Ford Credit	Account # 56...	2221 · Vendors	178.39		12,243.43
Bill	04/06/2018	180412	Ally	024923459722	2221 · Vendors	105.91		12,349.34
Bill	04/06/2018	180416	GM Financial	Acct # 21100...	2221 · Vendors	163.34		12,512.68
Bill	04/11/2018	180416	IPFS Corporation	Account # TX...	2221 · Vendors	47.83		12,560.51
Bill	04/12/2018	180420	F & M Bank	Loan 9995000	2221 · Vendors	107.84		12,668.35
Bill	04/13/2018	180419	AFCO	6th payment ...	2221 · Vendors	19.03		12,687.38
General Journal	04/16/2018	111162		Refund overp...	1107 · Checkin...		2.31	12,685.07
Bill	04/19/2018	180423	Ally	611925685889	2221 · Vendors	121.52		12,806.59
Bill	04/25/2018	180502	Ally	024921495072	2221 · Vendors	62.24		12,868.83
Bill	04/25/2018	180502	Bank 7	LOC Interest f...	2221 · Vendors	1,951.52		14,820.35
Bill	05/04/2018	18050...	Ally	611927038563	2221 · Vendors	128.81		14,949.16
Bill	05/04/2018	18050...	Ally	024923459722	2221 · Vendors	103.77		15,052.93
Bill	05/05/2018	18050...	Ford Credit	Account # 56...	2221 · Vendors	175.70		15,228.63
Bill	05/06/2018	18050...	GM Financial	Acct # 21100...	2221 · Vendors	160.96		15,389.59
General Journal	05/08/2018	180508		ck 7790 Over...	1107 · Checkin...	29.00		15,418.59
General Journal	05/11/2018	180511		Payoff overag...	1107 · Checkin...		627.64	14,790.95
Bill	05/11/2018	180511	F & M Bank	Loan 999500...	2221 · Vendors	105.77		14,896.72
Bill	05/14/2018	180514	IPFS Corporation	Account # TX...	2221 · Vendors	47.77		14,944.49
Bill	05/18/2018	18051...	Ally	611925685889	2221 · Vendors	145.64		15,090.13
Bill	05/25/2018	18052...	Ally	024921495072	2221 · Vendors	60.67		15,150.80
Bill	05/30/2018	80530W	Jensen Tractor Ranch	Terra Force E...	2221 · Vendors	26.82		15,177.62
General Journal	06/01/2018	180601		Credit card int...	2200 - Controller	169.77		15,347.39
Bill	06/05/2018	18060...	Ford Credit	Account # 56...	2221 · Vendors	173.00		15,520.39
Bill	06/05/2018	18053...	Ford Credit	Account # 56...	2221 · Vendors	303.41		15,823.80
Bill	06/05/2018	18060...	GM Financial	Acct # 21100...	2221 · Vendors	158.56		15,982.36
Bill	06/05/2018	18060...	Ally	024923459722	2221 · Vendors	101.63		16,083.99
Bill	06/05/2018	18060...	Ally	611927038563	2221 · Vendors	127.17		16,211.16
Bill	06/11/2018	180611	IPFS Corporation	Account # TX...	2221 · Vendors			16,211.16
Bill	06/12/2018	180612	F & M Bank	Loan 999500...	2221 · Vendors	103.69		16,314.85
Bill	06/19/2018	18061...	Ally	611925685889	2221 · Vendors	143.60		16,458.45

Navitas Utility Corporation
General Ledger
As of December 31, 2018

Type	Date	Num	Name	Memo	Split	Debit	Credit	Balance
Bill	06/25/2018	18062...	Ally	024921495072	2221 · Vendors	59.09		16,517.54
Bill	06/25/2018	180625	Bank 7	LOC Interest f...	2221 · Vendors	1,829.26		18,346.80
Bill	06/25/2018	180625	IPFS Corporation	Account # TX...	2221 · Vendors			18,346.80
Bill	06/30/2018	180630	Farmers Coop Mill &...	finance charge	2221 · Vendors	0.74		18,347.54
Bill	07/03/2018	18070...	Ally	024923459722	2221 · Vendors	99.48		18,447.02
Bill	07/05/2018	18070...	Ally	611927038563	2221 · Vendors	125.52		18,572.54
Bill	07/05/2018	18070...	Ford Credit	Account # 56...	2221 · Vendors	170.30		18,742.84
Bill	07/05/2018	18063...	Ford Credit	Account # 56...	2221 · Vendors	298.95		19,041.79
Bill	07/05/2018	18070...	GM Financial	Acct # 21100...	2221 · Vendors	156.15		19,197.94
Bill	07/11/2018	18070...	Ally	024923459722	2221 · Vendors			19,197.94
Bill	07/13/2018	180713	F & M Bank	Loan 999500...	2221 · Vendors	101.60		19,299.54
General Journal	07/16/2018	180716		Overdfraft ite...	1107 · Checkin...	29.00		19,328.54
Bill	07/21/2018	18072...	Town of Eakly	Water bill for ...	2221 · Vendors	1.80		19,330.34
Bill	07/21/2018	18072...	Town of Eakly	Water bill for ...	2221 · Vendors	19.08		19,349.42
General Journal	07/23/2018	180723		Stop Payment...	1107 · Checkin...	25.00		19,374.42
Bill	07/25/2018	18072...	Ally	024921495072	2221 · Vendors	57.51		19,431.93
Bill	07/26/2018	180726	Bank 7	LOC Interest f...	2221 · Vendors	2,370.41		21,802.34
Bill	07/30/2018	180730	Velma Public Works...	late payment f...	2221 · Vendors	7.00		21,809.34
General Journal	07/31/2018	180731		Overdfraft ite...	1107 · Checkin...	33.73		21,843.07
Bill	07/31/2018	180731	Farmers Coop Mill &...	finance charge	2221 · Vendors	0.50		21,843.57
Bill	07/31/2018	80161...	Fort Cobb Fuel Auth...	Materials for ...	2221 · Vendors	192.92		22,036.49
Invoice	07/31/2018	1807F...	Fort Cobb Fuel Auth...	Materials for ...	1201 · From m...		192.92	21,843.57
Bill	08/01/2018	18080...	Ally	611925685889	2221 · Vendors	115.11		21,958.68
Bill	08/01/2018	180801	IPFS Corporation	Account # TX...	2221 · Vendors	311.05		22,269.73
Bill	08/01/2018	18080...	Ally	024923459722	2221 · Vendors			22,269.73
Bill	08/01/2018	18080...	Ally	AN 61192568...	2221 · Vendors			22,269.73
General Journal	08/02/2018	180802		to somehow a...	2200 - Controller		980.35	21,289.38
Bill	08/05/2018	18080...	Ally	024923459722	2221 · Vendors	97.32		21,386.70
Bill	08/05/2018	18050...	Ally	611927038563	2221 · Vendors	123.87		21,510.57
Bill	08/05/2018	18080...	GM Financial	Acct # 21100...	2221 · Vendors	153.74		21,664.31
Bill	08/05/2018	18080...	Ford Credit	Account # 56...	2221 · Vendors	167.58		21,831.89
Bill	08/05/2018	18073...	Ford Credit	Account # 56...	2221 · Vendors	294.57		22,126.46
Bill	08/13/2018	180813	F & M Bank	Loan 999500...	2221 · Vendors	99.51		22,225.97
Bill	08/19/2018	18090...	Ford Credit	Account # 56...	2221 · Vendors	271.04		22,497.01
Bill	08/20/2018	180820	Velma Public Works...	late payment f...	2221 · Vendors	0.00		22,497.01
Bill	08/21/2018	18082...	Town of Eakly	Water bill for ...	2221 · Vendors			22,497.01
Bill	08/21/2018	18082...	Town of Eakly	Water bill for ...	2221 · Vendors			22,497.01
Bill	08/21/2018	18082...	Public Service Co.	Late Payment...	2221 · Vendors	2.27		22,499.28
Bill	08/21/2018	18082...	Public Service Co.	Late Payment...	2221 · Vendors	0.63		22,499.91
Bill	08/23/2018	18082...	Public Service Co.	Late Payment...	2221 · Vendors	2.52		22,502.43
General Journal	08/24/2018	180824		Overdfraft ite...	1107 · Checkin...	29.00		22,531.43
Bill	08/27/2018	180827	Bank 7	LOC Interest f...	2221 · Vendors	3,232.36		25,763.79
General Journal	08/31/2018	180831		Overdfraft ite...	1107 · Checkin...	0.41		25,764.20
Bill	08/31/2018	80161...	Fort Cobb Fuel Auth...	Materials for ...	2221 · Vendors	13.96		25,778.16
Invoice	08/31/2018	1808F...	Fort Cobb Fuel Auth...	Materials for ...	1201 · From m...		13.96	25,764.20
Bill	09/01/2018	180901	IPFS Corporation	09/18 insuran...	2221 · Vendors	283.54		26,047.74
Bill	09/01/2018	18090...	Ford Credit	Account # 56...	2221 · Vendors	164.85		26,212.59
Bill	09/01/2018	18083...	Ford Credit	Account # 56...	2221 · Vendors	289.97		26,502.56
Bill	09/01/2018	18090...	GM Financial	Acct # 21100...	2221 · Vendors	151.30		26,653.86

Navitas Utility Corporation
General Ledger
As of December 31, 2018

Type	Date	Num	Name	Memo	Split	Debit	Credit	Balance
Bill	09/01/2018	18090...	Ally	AN 61192568...	2221 · Vendors	112.95		26,766.81
Bill	09/01/2018	18090...	Ally	611927038563	2221 · Vendors	122.21		26,889.02
Bill	09/01/2018	18082...	Ally	024921495072	2221 · Vendors	55.93		26,944.95
Bill	09/05/2018	18090...	Ally	AN 61192568...	2221 · Vendors			26,944.95
Bill	09/12/2018	180912	F & M Bank	Loan 999500...	2221 · Vendors	97.41		27,042.36
Bill	09/12/2018	180912	Liberty Mutual Insur...	SERVICE CH...	2221 · Vendors	7.00		27,049.36
Bill	09/14/2018	18090...	Ally	024923459722	2221 · Vendors		110.45	26,938.91
Bill	09/14/2018	1808 ...	Enbridge/Spectra E...	late payment f...	2221 · Vendors	5.50		26,944.41
Bill	09/17/2018	180917	Haskell County Wat...	late fee	2221 · Vendors	1.80		26,946.21
Bill	09/20/2018	18092...	Town of Eakly	Water bill for ...	2221 · Vendors	12.41		26,958.62
Bill	09/20/2018	18092...	Town of Eakly	Water bill for ...	2221 · Vendors	2.02		26,960.64
General Journal	09/26/2018	180926		ally - interest r...	1107 · Checkin...		0.34	26,960.30
Bill	09/27/2018	180927	Bank 7	LOC Interest f...	2221 · Vendors	3,111.51		30,071.81
Bill	09/28/2018	180928	Velma Public Works...	late payment f...	2221 · Vendors	0.00		30,071.81
Bill	10/01/2018	181001	IPFS Corporation	10/18 insuran...	2221 · Vendors	255.87		30,327.68
Bill	10/01/2018	18100...	Ford Credit	Account # 56...	2221 · Vendors	267.18		30,594.86
Bill	10/01/2018	18093...	Ford Credit	Account # 56...	2221 · Vendors	285.45		30,880.31
Bill	10/01/2018	18100...	GM Financial	Acct # 21100...	2221 · Vendors	148.86		31,029.17
Bill	10/01/2018	18092...	Ally	024921495072	2221 · Vendors	54.34		31,083.51
Bill	10/01/2018	18100...	Ally	AN 61192568...	2221 · Vendors	110.79		31,194.30
Bill	10/01/2018	18100...	Ally	611927038563	2221 · Vendors	120.55		31,314.85
Bill	10/01/2018	18100...	Ford Credit	Account # 56...	2221 · Vendors	162.12		31,476.97
Bill	10/05/2018	18100...	Ally	AN 61192568...	2221 · Vendors			31,476.97
Bill	10/11/2018	1809 ...	Enbridge/Spectra E...	interest on pa...	2221 · Vendors	3.45		31,480.42
General Journal	10/12/2018	181012		Overdraft ite...	1107 · Checkin...	29.00		31,509.42
General Journal	10/12/2018	181012		Overdraft ite...	1107 · Checkin...	29.00		31,538.42
General Journal	10/12/2018	181012		Overdraft ite...	1107 · Checkin...	29.00		31,567.42
General Journal	10/12/2018	181012		Overdraft ite...	1107 · Checkin...	29.00		31,596.42
Bill	10/12/2018	181012	Liberty Mutual Insur...	SERVICE CH...	2221 · Vendors	7.00		31,603.42
Bill	10/15/2018	181015	Haskell County Wat...	late fee	2221 · Vendors			31,603.42
General Journal	10/18/2018	181018		Stop Payment...	1107 · Checkin...	25.00		31,628.42
Bill	10/19/2018	181012	F & M Bank	Loan 999500...	2221 · Vendors	95.29		31,723.71
Bill	10/20/2018	18102...	Town of Eakly	Water bill for ...	2221 · Vendors	0.00		31,723.71
Bill	10/20/2018	18102...	Town of Eakly	Water bill for ...	2221 · Vendors	0.00		31,723.71
General Journal	10/22/2018	181022		Overdraft ite...	1107 · Checkin...	58.00		31,781.71
Bill	10/26/2018	181026	Bank 7	LOC Interest f...	2221 · Vendors	3,265.76		35,047.47
Bill	10/26/2018	18102...	Ally	024921495072	2221 · Vendors	52.74		35,100.21
Bill	10/30/2018	18103...	Ford Credit	Account # 56...	2221 · Vendors	280.88		35,381.09
General Journal	10/31/2018	181031		Overdraft ite...	1107 · Checkin...	47.83		35,428.92
Bill	10/31/2018	181031	Velma Public Works...	late payment f...	2221 · Vendors	0.00		35,428.92
Bill	11/01/2018	181101	IPFS Corporation	11/18 insuran...	2221 · Vendors	228.06		35,656.98
Bill	11/01/2018	18110...	Ally	AN 61192568...	2221 · Vendors		90.87	35,566.11
Bill	11/01/2018	18110...	Ally	611927038563	2221 · Vendors	118.87		35,684.98
Bill	11/01/2018	18110...	Ford Credit	Account # 56...	2221 · Vendors	263.31		35,948.29
Bill	11/01/2018	18110...	Ford Credit	Account # 56...	2221 · Vendors	159.38		36,107.67
Bill	11/01/2018	18110...	GM Financial	Acct # 21100...	2221 · Vendors	146.40		36,254.07
Bill	11/01/2018	18110...	GM Financial	Acct: # 21101...	2221 · Vendors	201.67		36,455.74
Bill	11/05/2018	18110...	Ally	611927038563	2221 · Vendors	0.00		36,455.74
Bill	11/09/2018	181109	F & M Bank	Loan 999500...	2221 · Vendors	93.17		36,548.91

Navitas Utility Corporation
General Ledger
As of December 31, 2018

Type	Date	Num	Name	Memo	Split	Debit	Credit	Balance
Bill	11/12/2018	181112	Liberty Mutual Insur...	SERVICE CH...	2221 · Vendors	7.00		36,555.91
Bill	11/13/2018	1810 ...	Enbridge/Spectra E...	interest on pa...	2221 · Vendors	3.91		36,559.82
Bill	11/16/2018	181116	Haskell County Wat...	late fee	2221 · Vendors			36,559.82
General Journal	11/20/2018	181120		Ally Interest R...	1107 · Checkin...		0.15	36,559.67
General Journal	11/21/2018	181121		Overdraft ite...	1107 · Checkin...	29.00		36,588.67
General Journal	11/23/2018	181123		Loan Extensio...	1107 · Checkin...	2,547.01		39,135.68
Bill	11/23/2018	18112...	Town of Eakly	Water bill for ...	2221 · Vendors	0.00		39,135.68
Bill	11/23/2018	18112...	Town of Eakly	Water bill for ...	2221 · Vendors	0.00		39,135.68
Bill	11/23/2018	18112...	Ally	024921495072	2221 · Vendors	51.14		39,186.82
Bill	11/26/2018	181126	Bank 7	LOC Interest t...	2221 · Vendors	950.58		40,137.40
General Journal	11/30/2018	181130		Interest on Ov...	1107 · Checkin...	6.04		40,143.44
Bill	11/30/2018	181130	Velma Public Works...	late payment f...	2221 · Vendors	0.00		40,143.44
Bill	11/30/2018	18113...	Ford Credit	Account # 56...	2221 · Vendors	276.35		40,419.79
General Journal	11/30/2018	181130		CC Interest E...	2200 - Controller	178.53		40,598.32
Bill	12/01/2018	181201	IPFS Corporation	12/18 insuran...	2221 · Vendors	200.09		40,798.41
Bill	12/01/2018	18120...	Ally	611927038563	2221 · Vendors	117.19		40,915.60
Bill	12/01/2018	18120...	Ford Credit	Account # 56...	2221 · Vendors	156.62		41,072.22
Bill	12/01/2018	18120...	Ford Credit	Account # 56...	2221 · Vendors	259.41		41,331.63
Bill	12/01/2018	18120...	GM Financial	Acct # 21100...	2221 · Vendors	143.94		41,475.57
Bill	12/01/2018	18120...	GM Financial	Acct: # 21101...	2221 · Vendors	198.88		41,674.45
Bill	12/05/2018	18120...	Ally	611927038563	2221 · Vendors	0.00		41,674.45
Bill	12/12/2018	181212	Liberty Mutual Insur...	SERVICE CH...	2221 · Vendors	7.00		41,681.45
Bill	12/13/2018	1811 ...	Enbridge/Spectra E...	interest on pa...	2221 · Vendors	1.84		41,683.29
Bill	12/13/2018	181213	F & M Bank	Loan 999500...	2221 · Vendors	91.05		41,774.34
Bill	12/17/2018	181217	Haskell County Wat...	late fee	2221 · Vendors			41,774.34
General Journal	12/18/2018	181218		Interest on Ov...	1107 · Checkin...	29.00		41,803.34
Bill	12/21/2018	18122...	Town of Eakly	Water bill for ...	2221 · Vendors	0.00		41,803.34
Bill	12/21/2018	18122...	Town of Eakly	Water bill for ...	2221 · Vendors	0.00		41,803.34
General Journal	12/22/2018	180802		finance charg...	2278 · Trenton...		1.07	41,802.27
Bill	12/26/2018	18122...	Ally	024921495072	2221 · Vendors	49.54		41,851.81
Bill	12/30/2018	181230	Velma Public Works...	late payment f...	2221 · Vendors	0.00		41,851.81
Bill	12/30/2018	18123...	Ford Credit	Account # 56...	2221 · Vendors	271.78		42,123.59
General Journal	12/31/2018	181231		Interest on Ov...	1107 · Checkin...	12.09		42,135.68
General Journal	12/31/2018	181231		CC Interest E...	2200 - Controller	49.00		42,184.68
Total 427 · Interest Expense - Other						44,204.74	2,020.06	42,184.68
Total 427 · Interest Expense						44,204.74	2,020.06	42,184.68

Navitas Utility Corporation
General Ledger
As of December 31, 2018

Type	Date	Num	Name	Memo	Split	Debit	Credit	Balance
435 · Extraordinary Expense								0.00
Bill	01/01/2018	1801N...	Navitas Communica...	January Bill	2221 · Vendors	2,000.00		2,000.00
Bill	02/01/2018	1802N...	Navitas Communica...	February Bill	2221 · Vendors	2,000.00		4,000.00
Bill	03/01/2018	1803N...	Navitas Communica...	March Bill	2221 · Vendors	2,000.00		6,000.00
Bill	04/01/2018	1804N...	Navitas Communica...	April Bill	2221 · Vendors	2,000.00		8,000.00
General Journal	04/09/2018	180409	Klent Lasley	Credit Klent L...	1251 · Other	350.00		8,350.00
General Journal	04/09/2018	180409	Klent Lasley	Credit Klent L...	1201 · From m...		350.00	8,000.00
Bill	04/30/2018	1804N...	Navitas Communica...	April Operatin...	2221 · Vendors	4,000.00		12,000.00
Bill	05/01/2018	1805N...	Navitas Communica...	May Bill	2221 · Vendors	2,000.00		14,000.00
Bill	05/31/2018	1805N...	Navitas Communica...	mAY Operatio...	2221 · Vendors	4,000.00		18,000.00
Bill	06/01/2018	1806N...	Navitas Communica...	Rent June	2221 · Vendors	2,000.00		20,000.00
Bill	06/30/2018	1806N...	Navitas Communica...	June operatio...	2221 · Vendors	4,000.00		24,000.00
Bill	07/01/2018	1807N...	Navitas Communica...	Rent July	2221 · Vendors	2,000.00		26,000.00
Bill	07/31/2018	1807N...	Navitas Communica...	July operation...	2221 · Vendors	4,000.00		30,000.00
Bill	08/01/2018	1808N...	Navitas Communica...	Rent August	2221 · Vendors	2,000.00		32,000.00
Bill	08/31/2018	1808N...	Navitas Communica...	August operat...	2221 · Vendors	4,000.00		36,000.00
Bill	09/01/2018	1809N...	Navitas Communica...	Rent Septem...	2221 · Vendors	2,000.00		38,000.00
Bill	09/30/2018	1809N...	Navitas Communica...	September op...	2221 · Vendors	4,000.00		42,000.00
Bill	10/01/2018	1810N...	Navitas Communica...	Rent October	2221 · Vendors	2,000.00		44,000.00
Bill	10/31/2018	1810N...	Navitas Communica...	October oper...	2221 · Vendors	4,000.00		48,000.00
Bill	11/01/2018	1811N...	Navitas Communica...	Rent November	2221 · Vendors	2,000.00		50,000.00
Bill	11/30/2018	1811N...	Navitas Communica...	November op...	2221 · Vendors	4,000.00		54,000.00
Bill	12/01/2018	1812N...	Navitas Communica...	Rent December	2221 · Vendors	2,000.00		56,000.00
Bill	12/31/2018	1812N...	Navitas Communica...	December op...	2221 · Vendors	4,000.00		60,000.00
Total 435 · Extraordinary Expense						60,350.00	350.00	60,000.00
6760 · Other expense pre 2013								0.00
Total 6760 · Other expense pre 2013								0.00
Other Expense - Other								0.00
Total Other Expense - Other								0.00
Total Other Expense						105,250.30	2,370.06	102,880.24
No accnt								0.00
Total no accnt								0.00
TOTAL						**33,835,916.03**	**33,835,916.03**	**0.00**

Navitas TN NG,
LLC Docket
19-00057

Section: General

Item: 10

To be provided electronically

Encrypted: No

Trial balance for the following years and companies:

2017 & 2018

Navitas TN NG, LLC

Navitas Assets, LLC

Navitas Utility Corporation

Fort Cobb Fuel Authority, LLC

4:14 PM
04/23/19
Accrual Basis

Navitas TN NG, LLC
Trial Balance
As of December 31, 2018

	Dec 31, 18	
	Debit	Credit
1100 · Cash	0.00	
1100 · Cash:1107 · Checking - Bank 7		173.22
1100 · Cash:1124 · Checking - Bank2	0.00	
1100 · Cash:1125 · Checking - First Volunteer	4,021.39	
1100 · Cash:1191 · Dep. In Error	0.00	
1200 · A/R:1243 · Customers	172,768.02	
1200 · A/R:1250 · Pre-sale Receivables	0.00	
1200 · A/R:1283 · Returned checks	0.00	
1400 · Prepaids:1401 · Prepaid TRA Pipeline Safety	1,855.60	
1400 · Prepaids:1402 · Deposits to Vendors	8,000.00	
1500 · CIEB:1521 · ACA asset	16,757.00	
1600 · P and E	0.00	
1700 · F/A:1720 · Land	260.00	
1700 · F/A:1721 · Mains - Built systems	21,532.25	
1700 · F/A:1722 · Services - Built systems	83,767.46	
1700 · F/A:1724 · Mains - Acq systems	1,737,313.00	
1700 · F/A:1727 · Mains - Acq adjustment		263,960.00
1700 · F/A:1728 · Services - Acq adjustment		3,726.51
1700 · F/A:1771 · A/D - Mains B/S		6,588.05
1700 · F/A:1772 · A/D - Services B/S		10,352.08
1700 · F/A:1774 · A/D - Mains A/S		1,210,315.60
1700 · F/A:1777 · A/D - Mains A/A	105,584.00	
1700 · F/A:1778 · A/D - Services A/A	3,828.49	
1800 · OLTA:1831 · Organizational costs	179,327.38	
1800 · OLTA:1832 · Legal Costs	150,676.78	
1800 · OLTA:1881 · A/A - Organizational costs		141,451.47
1800 · OLTA:1882 · A/A - Legal Costs		140,592.91
2000 · Asset clearing account	0.00	
2200 · A/P:2203 · Taxes		11,720.96
2200 · A/P:2233 · Other		102,693.29
2200 · A/P:2250 · A/P due to Gasco	0.00	
2300 · NP:2307 · LOC - Bank 7		75,000.00
2400 · A/E:2402 · Advalorem Tax Payable		11,493.00
2400 · A/E:2404 · Customer Refunds Payable		1,100.18
2400 · A/E:2413 · Customer Deposits		19,265.00
2400 · A/E:2414 · Refundable Aid-To-Construct		7,034.20
2400 · A/E:2415 · Level Pay Customers		20,902.40
2400 · A/E:2419 · Acc Deposit Interest	0.00	
2400 · A/E:2450 · ACA liability from seller	0.00	
2403 · Sales Tax Payable:2405 · Franchise Tax		2,522.23
2403 · Sales Tax Payable:2406 · Sales Tax - State, County, City		3,005.54
2403 · Sales Tax Payable:2407 · Gross Receipts Tax		54,139.51
2403 · Sales Tax Payable:2408 · County Tax	0.00	
2403 · Sales Tax Payable:2409 · City Tax	0.00	
2403 · Sales Tax Payable:2420 · Jellico Franchise, Attorney Fee	0.00	
2500 · BIEC:2521 · ACA liability	0.00	
2600 · CPLTD:2607 · Bank 7 - System Loan		20,507.05
2600 · CPLTD:2627 · Bank 2 - system loan TN	0.00	
2700 · LTD:2707 · Bank 7 - System Loan		450,841.88
2700 · LTD:2727 · Bank 2 - system loan TN	0.00	
3000 · Opening Bal Equity		72,400.00
3000 · Opening Bal Equity:3103 · Member Interest		492,978.72
3900 · Retained Earnings	573,984.58	
3999 · Returned Cash Flow	52,978.72	
Revenue:414 · Other Utility Operating Income:414.96 · Unbilled Revenues		16,317.00
Revenue:480 · Customer Classes		50.00
Revenue:480 · Customer Classes:480.01 · Residential Tariff		182,265.03
Revenue:480 · Customer Classes:480.02 · Residential Cust Chrg		47,241.00
Revenue:480 · Customer Classes:480.09 · Residential PGA		84,713.26
Revenue:480 · Customer Classes:481.11 · Commercial Tariff		137,159.02
Revenue:480 · Customer Classes:481.12 · Commercial Cust Chrg		10,467.00
Revenue:480 · Customer Classes:481.19 · Commercial PGA		82,398.99
Revenue:480 · Customer Classes:482.01 · Government Tariff		137,717.61
Revenue:480 · Customer Classes:482.02 · Government Cust Chrg		2,786.00

Navitas TN NG, LLC
Trial Balance
As of December 31, 2018

	Dec 31, 18	
	Debit	Credit
Revenue:480 · Customer Classes:482.09 · Government PGA		91,024.88
Revenue:488.00 · Penalties & service charges		15,343.16
Cost of Goods Sold:804 · City Gate Purchases	298,271.82	
Cost of Goods Sold:812 · Gas used for Utility Operation	878.34	
Direct Costs:403 · Depreciation Expense	32,616.64	
Direct Costs:407 · Other Amortization	24,624.43	
Direct Costs:874 · Mains & Services	74,719.00	
Direct Costs:887 · Maintenance of Mains	3,727.00	
Direct Costs:893 · Maintenance of Meters	17,560.00	
Indirect Costs:903 · Customer Records & Collection	12,979.97	
Indirect Costs:904 · Bad Debt	1,409.54	
Indirect Costs:908 · Customer Assistance	12,526.00	
Indirect Costs:920 · Administration & Gen Sales	96,178.00	
Indirect Costs:921 · Office Supplies	32,269.00	
Indirect Costs:923 · Outside Services	38,985.00	
Indirect Costs:924 · Insurance	23,282.35	
Indirect Costs:925 · I/D - Safety & Security	6,940.00	
Indirect Costs:926 · Employee Benefits	46,110.00	
Indirect Costs:928 · Regulatory Commission Expense	1,343.11	
Indirect Costs:930 · Misc General Expense	0.00	
Indirect Costs:931 · Rents	43,948.00	
Indirect Costs:932 · Maintenance of General Plant	1,127.00	
Other Expense	0.00	
Other Expense:408 · Ad-Valorem Tax	12,847.25	
Other Expense:427 · Interest Expense	35,249.63	
TOTAL	**3,930,246.75**	**3,930,246.75**

Navitas TN NG, LLC
Trial Balance
As of December 31, 2017

	Dec 31, 17	
	Debit	Credit
1100 · Cash:1107 · Checking - Bank 7	24,304.67	
1100 · Cash:1124 · Checking - Bank2	0.00	
1100 · Cash:1125 · Checking - First Volunteer	3,457.54	
1100 · Cash:1191 · Dep. In Error	0.00	
1200 · A/R:1243 · Customers	138,235.09	
1200 · A/R:1250 · Pre-sale Receivables	0.00	
1200 · A/R:1283 · Returned checks	0.00	
1400 · Prepaids:1401 · Prepaid TRA Pipeline Safety	415.11	
1400 · Prepaids:1402 · Deposits to Vendors	8,000.00	
1500 · CIEB:1521 · ACA asset	440.00	
1600 · P and E	0.00	
1700 · F/A:1720 · Land	260.00	
1700 · F/A:1721 · Mains - Built systems	21,532.25	
1700 · F/A:1722 · Services - Built systems	79,389.27	
1700 · F/A:1724 · Mains - Acq systems	1,737,313.00	
1700 · F/A:1727 · Mains - Acq adjustment		263,960.00
1700 · F/A:1728 · Services - Acq adjustment		3,726.51
1700 · F/A:1771 · A/D - Mains B/S		5,645.77
1700 · F/A:1772 · A/D - Services B/S		8,263.54
1700 · F/A:1774 · A/D - Mains A/S		1,166,882.60
1700 · F/A:1777 · A/D - Mains A/A	92,385.72	
1700 · F/A:1778 · A/D - Services A/A	3,172.24	
1800 · OLTA:1831 · Organizational costs	179,327.38	
1800 · OLTA:1832 · Legal Costs	150,676.78	
1800 · OLTA:1881 · A/A - Organizational costs		123,518.34
1800 · OLTA:1882 · A/A - Legal Costs		133,894.26
2000 · Asset clearing account	0.00	
2200 · A/P:2203 · Taxes		10,700.54
2200 · A/P:2233 · Other		167,360.72
2200 · A/P:2250 · A/P due to Gasco	0.00	
2400 · A/E:2402 · Advalorem Tax Payable		12,567.00
2400 · A/E:2404 · Customer Refunds Payable		1,100.18
2400 · A/E:2413 · Customer Deposits		20,165.00
2400 · A/E:2414 · Refundable Aid-To-Construct		8,934.20
2400 · A/E:2415 · Level Pay Customers		27,236.31
2400 · A/E:2419 · Acc Deposit Interest	0.00	
2400 · A/E:2450 · ACA liability from seller	0.00	
2403 · Sales Tax Payable:2405 · Franchise Tax		2,929.21
2403 · Sales Tax Payable:2406 · Sales Tax - State, County, City		2,546.15
2403 · Sales Tax Payable:2407 · Gross Receipts Tax		48,840.60
2403 · Sales Tax Payable:2408 · County Tax	0.00	
2403 · Sales Tax Payable:2409 · City Tax	0.00	
2403 · Sales Tax Payable:2420 · Jellico Franchise, Attorney Fee	0.00	
2500 · BIEC:2521 · ACA liability	0.00	
2600 · CPLTD:2607 · Bank 7 - System Loan		19,219.60
2600 · CPLTD:2627 · Bank 2 - system loan TN	0.00	
2700 · LTD:2707 · Bank 7 - System Loan		473,003.10
2700 · LTD:2727 · Bank 2 - system loan TN	0.00	
3000 · Opening Bal Equity		72,400.00
3000 · Opening Bal Equity:3103 · Member Interest		492,978.72
3900 · Retained Earnings	505,885.60	
3999 · Returned Cash Flow	52,978.72	
Revenue:414 · Other Utility Operating Income:414.91 · Prior Period Billing Adj		465.91
Revenue:414 · Other Utility Operating Income:414.96 · Unbilled Revenues		64,213.00
Revenue:414 · Other Utility Operating Income:414.98 · Sale tax remuneration		30.00
Revenue:480 · Customer Classes:480.01 · Residential Tariff		143,720.25
Revenue:480 · Customer Classes:480.02 · Residential Cust Chrg		47,529.00
Revenue:480 · Customer Classes:480.09 · Residential PGA		45,680.42
Revenue:480 · Customer Classes:481.11 · Commercial Tariff		108,757.58
Revenue:480 · Customer Classes:481.12 · Commercial Cust Chrg		10,251.00
Revenue:480 · Customer Classes:481.19 · Commercial PGA		49,645.26
Revenue:480 · Customer Classes:482.01 · Government Tariff		123,207.26
Revenue:480 · Customer Classes:482.02 · Government Cust Chrg		2,716.00
Revenue:480 · Customer Classes:482.09 · Government PGA		56,320.94

Navitas TN NG, LLC
Trial Balance
As of December 31, 2017

	Dec 31, 17	
	Debit	Credit
Revenue:488.00 · Penalties & service charges		7,428.11
Cost of Goods Sold:804 · City Gate Purchases	214,798.00	
Cost of Goods Sold:812 · Gas used for Utility Operation	656.88	
Direct Costs:403 · Depreciation Expense	32,451.97	
Direct Costs:407 · Other Amortization	37,001.20	
Direct Costs:874 · Mains & Services	72,122.00	
Direct Costs:887 · Maintenance of Mains	4,885.63	
Direct Costs:893 · Maintenance of Meters	13,055.00	
Indirect Costs:903 · Customer Records & Collection	10,317.54	
Indirect Costs:904 · Bad Debt	744.73	
Indirect Costs:908 · Customer Assistance	14,567.00	
Indirect Costs:920 · Administration & Gen Sales	91,174.00	
Indirect Costs:921 · Office Supplies	29,529.00	
Indirect Costs:923 · Outside Services	31,439.00	
Indirect Costs:924 · Insurance	21,420.63	
Indirect Costs:925 · I/D - Safety & Security	5,130.00	
Indirect Costs:926 · Employee Benefits	49,906.00	
Indirect Costs:928 · Regulatory Commission Expense	2,845.00	
Indirect Costs:931 · Rents	42,623.00	
Indirect Costs:932 · Maintenance of General Plant	1,030.00	
Other Expense:408 · Ad-Valorem Tax	21,262.29	
Other Expense:427 · Interest Expense	31,104.84	
TOTAL	**3,725,837.08**	**3,725,837.08**

Navitas Utility Corporation
Trial Balance
As of December 31, 2018

	Dec 31, 18	
	Debit	Credit
1100 · Cash	0.00	
1100 · Cash:1101 · Checking - Amer Sec Bank	0.00	
1100 · Cash:1102 · Checking - Bank 2	0.00	
1100 · Cash:1103 · Cash Drawer - Eakly	0.00	
1100 · Cash:1104 · Cash Drawer - Velma	0.00	
1100 · Cash:1105 · Cash Drawer - Ochelata	0.00	
1100 · Cash:1107 · Checking - Bank 7		112,884.85
1100 · Cash:1109 · Note Clearing Account-FCFA	0.00	
1100 · Cash:1181 · MM - ASB - RC Insurance Fund	0.00	
1100 · Cash:1182 · MM - FCB - RC Insurance Fund	0.00	
1100 · Cash:1183 · Cash Drawer - Kevin Pearcy	1,144.35	
1100 · Cash:1191 · Dep. in Error	0.00	
1100 · Cash:1199 · Loan proceeds clearing	0.00	
1200 · A/R	0.00	
1200 · A/R:1201 · From managed systems	910,174.88	
1200 · A/R:1211 · Membership distribution	0.00	
1200 · A/R:1221 · Notes to member systems	0.00	
1200 · A/R:1251 · Other	0.00	
1300 · Inventory	1,323.12	
1300 · Inventory:1301 · Meter & regulator parts	38,495.36	
1300 · Inventory:1302 · Certified system parts	196,800.40	
1300 · Inventory:1308 · Engine parts	0.00	
1400 · Prepaids:1402 · Deposits w/ vendors	12,155.00	
1400 · Prepaids:1403 · Insurance	31,639.92	
1400 · Prepaids:1405 · Prepaid OCC PUD Fee	0.00	
1400 · Prepaids:1406 · Prepaid OCC Pipeline Safety Fee	13,277.66	
1400 · Prepaids:1407 · Hull Insurance	0.00	
1400 · Prepaids:1408 · Prepaid Expense	14,182.66	
1400 · Prepaids:1499 · Contracted transportation	0.00	
1500 · CIEB	0.00	
1599 · Undeposited Funds	0.00	
1600 · P and E:1601 · Autos and pickups	611,062.61	
1600 · P and E:1602 · Trucks	240,628.88	
1600 · P and E:1603 · Heavy equipment	215,642.47	
1600 · P and E:1604 · Tools and equipment	174,989.03	
1600 · P and E:1605 · Office equipment	163,794.35	
1600 · P and E:1606 · Leasehold improvements	0.00	
1600 · P and E:1607 · Meters and regulators	798,761.73	
1600 · P and E:1651 · A/D - Autos & pickups		391,039.54
1600 · P and E:1652 · A/D - Trucks		79,497.30
1600 · P and E:1653 · A/D - Heavy equipment		153,095.24
1600 · P and E:1654 · A/D - Tools & equipment		151,871.52
1600 · P and E:1655 · A/D - Office equipment		141,940.22
1600 · P and E:1656 · A/D - Leasehold improvements	0.00	
1600 · P and E:1657 · A/D - Meters & regulators		487,816.55
1800 · OLTA:1801 · Organizational costs	11,911.50	
1800 · OLTA:1802 · Investment in - NALLC	237,294.25	
1800 · OLTA:1803 · Investment In - Nav Comm	55,235.90	
1800 · OLTA:1804 · Employee Loan:1804-JS -Jerod Shaw	0.00	
1800 · OLTA:1804 · Employee Loan:1804-BR · Bill Radford	0.00	
1800 · OLTA:1852 · A/D - Org costs		11,911.50
2000 · Acquisition clearing account	300.00	
2000 · Acquisition clearing account:2001 · True-up - FCFA	0.00	
2200 · A/P	0.00	
2200 · A/P:2221 · Vendors		637,049.30
2200 · A/P:2231 · Other	0.00	
2200 · A/P:2241 · Dividends declared	0.00	
2250 · Bank 2 Credit Cards:2251 · Bruce Lynn 0680	0.00	
2250 · Bank 2 Credit Cards:2252 · Darrel Gregory 0706	0.00	
2250 · Bank 2 Credit Cards:2253 · Javan Shaw 0698	0.00	
2250 · Bank 2 Credit Cards:2254 · Ross Modglin 0714	0.00	
2250 · Bank 2 Credit Cards:2255 · Scott Kniess 0771	0.00	
2250 · Bank 2 Credit Cards:2256 · Jeff Fogle 0763	0.00	
2250 · Bank 2 Credit Cards:2257 · Donald Hartline 0896	0.00	

Navitas Utility Corporation
Trial Balance
As of December 31, 2018

	Dec 31, 18	
	Debit	Credit
2250 · Bank 2 Credit Cards:2258 · Gaylord Flood 0946	0.00	
2250 · Bank 2 Credit Cards:2259 · Kevin Pearcy 0953	0.00	
2250 · Bank 2 Credit Cards:2260 · Bill Kellogg Jr. 0938	0.00	
2250 · Bank 2 Credit Cards:2261 · Helene Crawford 0961	0.00	
2250 · Bank 2 Credit Cards:2262 · Trenda Kelley 0979	0.00	
2250 · Bank 2 Credit Cards:2263 · Donald Hartline 0111	0.00	
2250 · Bank 2 Credit Cards:2264 · Joseph Irwin Senior 0987	0.00	
2250 · Bank 2 Credit Cards:2265 · John Gorman 1019	0.00	
2250 · Bank 2 Credit Cards:2266 · Jerry Walker 1027	0.00	
2250 · Bank 2 Credit Cards:2267 · Jim Schimmels 1035	0.00	
2250 · Bank 2 Credit Cards:2268 · Chris Crenshaw 1050	0.00	
2250 · Bank 2 Credit Cards:2269 · Steven Yearwood 1167	0.00	
2250 · Bank 2 Credit Cards:2270 · Ross Modglin 0145	0.00	
2271 · Bank 7 Credit Cards	0.00	
2271 · Bank 7 Credit Cards:2200 - Controller	14.64	
2271 · Bank 7 Credit Cards:2272 · Ross Modglin 1469	0.00	
2271 · Bank 7 Credit Cards:2273 · Joseph Irwin 0126		282.68
2271 · Bank 7 Credit Cards:2274 · Jerry Walker 0794		735.37
2271 · Bank 7 Credit Cards:2275 · Johnny Gorman 0209	0.00	
2271 · Bank 7 Credit Cards:2276 · Trenda Kelley 0760		1,176.00
2271 · Bank 7 Credit Cards:2277 · Bruce Lynn 1329	0.00	
2271 · Bank 7 Credit Cards:2278 · Trenton Pearcy 1461		17.02
2271 · Bank 7 Credit Cards:2279 · Kevin Pearcy 1386	0.00	
2271 · Bank 7 Credit Cards:2280 · Gaylord Flood 0752	0.00	
2271 · Bank 7 Credit Cards:2281 · Scott Kniess 1360	0.00	
2271 · Bank 7 Credit Cards:2282 · Thomas Hartline 1008		5,093.60
2271 · Bank 7 Credit Cards:2283 · Steven Yearwood 1388 - old 0810		41.98
2271 · Bank 7 Credit Cards:2284 · Sam Crenshaw 0802		10.85
2271 · Bank 7 Credit Cards:2285 · Jeff Fogle 0745		38.10
2271 · Bank 7 Credit Cards:2286 · Darrel Gregory 0737		56.66
2271 · Bank 7 Credit Cards:2287 · Don Hartline 0828	0.00	
2271 · Bank 7 Credit Cards:2288 · Kevin Pearcy 0869		4,747.20
2271 · Bank 7 Credit Cards:2289 · Bruce Lynn 0844		2,382.88
2271 · Bank 7 Credit Cards:2290 · Scott Kniess 0851		179.00
2271 · Bank 7 Credit Cards:2291 · Ross Modglin 1222		4,121.44
2271 · Bank 7 Credit Cards:2292 · Noelle Ward 2004	0.00	
2271 · Bank 7 Credit Cards:2293 · Noelle Ward 0885		1,247.35
2271 · Bank 7 Credit Cards:2294 · Chris Crenshaw 1081		1,866.37
2271 · Bank 7 Credit Cards:2295 · Colin Ratkowski 1354		650.69
2271 · Bank 7 Credit Cards:2296 · Jerod Shaw 1420		60.13
2299 · Dell Revolving Business Account		1,020.86
2100 · Payroll Liabilities:2199 · Month ending P/R accrual	0.00	
2300 · NP:2301 · LOC - Bank 2	0.00	
2300 · NP:2302 · SHL - RV	0.00	
2300 · NP:2304 · IPL - AFCO		31,487.23
2300 · NP:2307 · LOC - Bank 7	0.00	
2300 · NP:2321 · MSL - FCFA	0.00	
2300 · NP:2322 · MSL - NALLC	0.00	
2300 · NP:2323 · MSL - Winstar	0.00	
2300 · NP:2324 · MSL - KYNG	0.00	
2300 · NP:2350 · MSL - NOK3	0.00	
2300 · NP:2399 · Hull Insurance - Zanette	0.00	
2400 · A/E:2401 · Advalorem Tax Payable	0.00	
2400 · A/E:2431 · Other		11,400.00
2600 · CPLTD:2601 · Bank 2 - Equipment loan	0.00	
2600 · CPLTD:2602 · ALLY - Truck 00817	0.00	
2600 · CPLTD:2603 · ALLY - Truck 48604	0.00	
2600 · CPLTD:2604 · F & M Bank - Truck 69142	0.00	
2600 · CPLTD:2605 · ALLY - Truck 08647	0.00	
2600 · CPLTD:2606 · CNH - Tractor 07466	0.00	
2600 · CPLTD:2607 · F & M Bank - Backhoe - 05281	0.00	
2600 · CPLTD:2611 · F & M Bank-Truck 02871 & 02869	0.00	
2600 · CPLTD:2612 · F&M Bank-Trk 12144,02868,02873	0.00	
2600 · CPLTD:2613 · F & M Bank - Truck 56529	0.00	

Navitas Utility Corporation
Trial Balance
As of December 31, 2018

	Dec 31, 18	
	Debit	Credit
2600 · CPLTD:2614 · Ford - Truck 53365	0.00	
2600 · CPLTD:2615 · Ford - Truck 53368	0.00	
2600 · CPLTD:2616 · F & M Bank - Truck 53365, 53368	0.00	
2600 · CPLTD:2617 · Ford MC - Truck 18367	0.00	
2600 · CPLTD:2618 · Ford MC - Truck 24176	0.00	
2600 · CPLTD:2619 · Ford MC - Truck 15865	0.00	
2600 · CPLTD:2620 · F&M Bank - Trailer & S/S	0.00	
2600 · CPLTD:2621 · ALLY - Truck 71538	0.00	
2600 · CPLTD:2622 · ALLY - Truck 17348		6,655.02
2600 · CPLTD:2623 · ALLY - Truck 33802	0.00	
2600 · CPLTD:2624 · ALLY - Truck 66845	0.00	
2600 · CPLTD:2625 · F&M - New Case Excavator		6,646.97
2600 · CPLTD:2626 · ALLY - Truck 52352	0.00	
2600 · CPLTD:2627 · ALLY - Truck 84546		5,247.17
2600 · CPLTD:2628 · FMC - Truck 85722		9,289.57
2600 · CPLTD:2629 · GMF - Truck 66930		6,509.08
2600 · CPLTD:2630 · FMC - Truck 65305		13,621.56
2600 · CPLTD:2631 · FMC - Truck 59706		9,798.51
2600 · CPLTD:2632 · GMF - Truck 22354		5,946.60
2700 · LTD:2701 · Bank 2 - Equipment loan	0.00	
2700 · LTD:2702 · ALLY - Truck 00817	0.00	
2700 · LTD:2703 · ALLY - Truck 48604	0.00	
2700 · LTD:2704 · F & M Bank - Truck 69142	0.00	
2700 · LTD:2705 · ALLY - Truck 08647	0.00	
2700 · LTD:2706 · CNH - Tractor 07466	0.00	
2700 · LTD:2707 · F & M Bank - Backhoe - 05281	0.00	
2700 · LTD:2708 · Ford - Truck 02868	0.00	
2700 · LTD:2709 · Ford - Truck 02873	0.00	
2700 · LTD:2710 · Ford - Truck 12144	0.00	
2700 · LTD:2711 · F & M Bank-Truck 02871 & 02869	0.00	
2700 · LTD:2712 · F&M Bank-Trk 12144,02868,02873	0.00	
2700 · LTD:2713 · F & M Bank - Truck 56529	0.00	
2700 · LTD:2716 · F & M Bank - Truck 53365, 53368	0.00	
2700 · LTD:2717 · Ford MC - Truck 18367	0.00	
2700 · LTD:2718 · Ford MC - Truck 24176	0.00	
2700 · LTD:2719 · Ford MC - Truck 15865	0.00	
2700 · LTD:2720 · F&M Bank - Trailer & S/S	0.00	
2700 · LTD:2721 · ALLY - Truck 71538	0.00	
2700 · LTD:2722 · ALLY - Truck 17348		9,248.43
2700 · LTD:2723 · ALLY - Truck 33802	0.00	
2700 · LTD:2724 · ALLY - Truck 66845	0.00	
2700 · LTD:2725 · F&M - New Case Excavator		15,529.76
2700 · LTD:2726 · ALLY - Truck 52352	0.00	
2700 · LTD:2727 · ALLY - Truck 84546		3,662.77
2700 · LTD:2728 · FMC - Truck 85722		32,252.13
2700 · LTD:2729 · GMF - Truck 66930		23,208.08
2700 · LTD:2730 · FMC - Truck 65305		50,631.08
2700 · LTD:2731 · FMC - Truck 59706		41,330.11
2700 · LTD:2732 · GMF - Truck 22354		27,092.31
2700 · LTD:2799 · NALLC - Navitas 1 & CHQ	0.00	
2800 · DL:2832 · Accrued Insurance Deductible		79,640.73
2800 · DL:2833 · Accrued non-W/C Disability		18,880.00
2800 · DL:2899 · Prepaid vehicle lease		66,000.00
3000 · Equity:3001 · Opening Bal Equity	0.00	
3000 · Equity:3101 · Common stock		66,000.00
3000 · Equity:3201 · Additional paid-in capital		113,723.20
3000 · Equity:3901 · Accum other compre incom		50,966.38
3301 · Retained Earnings		982,614.85
3999 · Returned Cash Flow	55,000.00	
400 · Operating revenue:4100 · Revenue		21.62
400 · Operating revenue:4100 · Revenue:4111 · Service crews		3,698,512.00
400 · Operating revenue:4100 · Revenue:4112 · Commodity sales		3,097,443.59
400 · Operating revenue:4100 · Revenue:4114 · Construction crews		1,336.30
Cost of Goods Sold:800 · Well Head Purchases:800.15 · Well Head Purchases OK	13,046.00	

Navitas Utility Corporation
Trial Balance
As of December 31, 2018

	Dec 31, 18	
	Debit	Credit
Cost of Goods Sold:804 · City Gate Purchases:804.15 · City Gate Purchases KY	915,084.85	
Cost of Goods Sold:804 · City Gate Purchases:804.16 · City Gate Purchases TN	152,162.53	
Cost of Goods Sold:804 · City Gate Purchases:804.28 · City Gate Purchases TX	142,986.78	
Cost of Goods Sold:804 · City Gate Purchases:804.46 · City Gate Purchases OK	1,681,120.18	
Cost of Goods Sold:805 · Other Gas Purchases:805.46 · Other Gas Purchases OK	387.00	
Cost of Goods Sold:851.46 · Sys Cntrl & load dispatching OK	86,142.12	
Cost of Goods Sold:855.46 · Other util comp state OK	489.76	
Direct Costs:403 · Depreciation Expense	161,649.38	
Direct Costs:5099 · Direct costs pre 2013:5100 · Services	0.00	
Direct Costs:874 · Mains & Services Expense:874.15 · Mains & Services Expense KY	28,925.81	
Direct Costs:874 · Mains & Services Expense:874.16 · Mains & Services Expense TN	72,727.33	
Direct Costs:874 · Mains & Services Expense:874.28 · Mains & Services Expense TX	577.09	
Direct Costs:874 · Mains & Services Expense:874.46 · Mains & Services Expense OK	607,900.59	
Direct Costs:887 · Maintenance of Mains	1,633.00	
Direct Costs:887 · Maintenance of Mains:887.15 · Maintenance of Mains KY	26,263.40	
Direct Costs:887 · Maintenance of Mains:887.16 · Maintenance of Mains TN	4,218.33	
Direct Costs:887 · Maintenance of Mains:887.28 · Maintenance of Mains TX	4,503.62	
Direct Costs:887 · Maintenance of Mains:887.46 · Maintenance of Mains OK	91,151.98	
Direct Costs:893 · Maintenance of Meters	154,489.77	
Direct Costs:894 · Maintenance of Other Equipment	44,339.09	
Indirect Costs:903 · Customer Records & Collection	5,214.00	
Indirect Costs:903 · Customer Records & Collection:6130 · Postage	19,457.69	
Indirect Costs:903 · Customer Records & Collection:6230 · Utilities	13,938.16	
Indirect Costs:903 · Customer Records & Collection:6320 · Bank fees	3,678.82	
Indirect Costs:903 · Customer Records & Collection:6410 · Lic, permit, member	20,130.32	
Indirect Costs:903 · Customer Records & Collection:903.16 · Customer Records TN	1,247.30	
Indirect Costs:903 · Customer Records & Collection:903.46 · Customer Records OK	12,935.64	
Indirect Costs:904 · Bad Debt	442,534.20	
Indirect Costs:908 · Customer Assistance	110,208.59	
Indirect Costs:908 · Customer Assistance:908.46 · Customer Assistance OK	108,260.31	
Indirect Costs:920 · Administration & Gen Sales	868,885.68	
Indirect Costs:921 · Office Supplies	2,105.90	
Indirect Costs:921 · Office Supplies:6110 · Comm equip	5,279.78	
Indirect Costs:921 · Office Supplies:6120 · Comm serv	46,706.54	
Indirect Costs:921 · Office Supplies:6140 · Office consumables	38,000.44	
Indirect Costs:921 · Office Supplies:6242 · Fuel	47,301.01	
Indirect Costs:921 · Office Supplies:921.15 · Office Supplies KY	57.00	
Indirect Costs:921 · Office Supplies:921.16 · Office Supplies TN	15,591.37	
Indirect Costs:921 · Office Supplies:921.28 · Office Supplies TX	140.16	
Indirect Costs:921 · Office Supplies:921.46 · Office Supplies OK	59,666.84	
Indirect Costs:923 · Outside Services	78,047.63	
Indirect Costs:923 · Outside Services:6241 · Contracted Transportation	10,887.98	
Indirect Costs:923 · Outside Services:6420 · Tax consult & filing	42,832.45	
Indirect Costs:923 · Outside Services:6425 · Legal	430.00	
Indirect Costs:923 · Outside Services:923.15 · Outside Services KY	9,238.79	
Indirect Costs:923 · Outside Services:923.16 · Outside Services TN	26,414.43	
Indirect Costs:923 · Outside Services:923.46 · Outside Services OK	70,249.20	
Indirect Costs:924 · Insurance	139,797.45	
Indirect Costs:925 · I/D - Safety & Security	52,253.67	
Indirect Costs:925 · I/D - Safety & Security:6445 · Safety & security	13,277.70	
Indirect Costs:926 · Employee benefits	416,354.55	
Indirect Costs:930 · Misc Gen Expense	0.00	
Indirect Costs:931 · Rents	14,292.98	
Indirect Costs:932 · Maintenance of General Plant	13,001.67	
Indirect Costs:932 · Maintenance of General Plant:6220 · Facilities	875.00	
Other Income:415 · Revenue Material/Constr Sale		1,649.72
Other Income:417 · Revenue non-utility operation		108,621.84
Other Expense:426.10 · Donations	50.00	
Other Expense:426.30 · Penalties	645.56	
Other Expense:427 · Interest Expense	42,184.68	
Other Expense:435 · Extraordinary Expense	60,000.00	
TOTAL	10,785,800.81	10,785,800.81

Navitas Utility Corporation
Trial Balance
As of December 31, 2017

	Dec 31, 17	
	Debit	Credit
1100 · Cash	0.00	
1100 · Cash:1101 · Checking - Amer Sec Bank	0.00	
1100 · Cash:1102 · Checking - Bank 2	0.00	
1100 · Cash:1103 · Cash Drawer - Eakly	0.00	
1100 · Cash:1104 · Cash Drawer - Velma	0.00	
1100 · Cash:1105 · Cash Drawer - Ochelata	0.00	
1100 · Cash:1107 · Checking - Bank 7	4,883.00	
1100 · Cash:1109 · Note Clearing Account-FCFA	0.00	
1100 · Cash:1181 · MM - ASB - RC Insurance Fund	0.00	
1100 · Cash:1182 · MM - FCB - RC Insurance Fund	0.00	
1100 · Cash:1183 · Cash Drawer - Kevin Pearcy	4.83	
1100 · Cash:1191 · Dep. in Error	0.00	
1100 · Cash:1199 · Loan proceeds clearing	0.00	
1200 · A/R	0.00	
1200 · A/R:1201 · From managed systems	1,627,662.17	
1200 · A/R:1211 · Membership distribution	0.00	
1200 · A/R:1221 · Notes to member systems	0.00	
1200 · A/R:1251 · Other	0.00	
1300 · Inventory	0.00	
1300 · Inventory:1301 · Meter & regulator parts	32,514.24	
1300 · Inventory:1302 · Certified system parts	100,733.64	
1300 · Inventory:1308 · Engine parts	0.00	
1400 · Prepaids:1402 · Deposits w/ vendors	15,616.00	
1400 · Prepaids:1403 · Insurance	24,879.09	
1400 · Prepaids:1405 · Prepaid OCC PUD Fee	0.00	
1400 · Prepaids:1406 · Prepaid OCC Pipeline Safety Fee	0.00	
1400 · Prepaids:1407 · Hull Insurance	7,916.66	
1400 · Prepaids:1408 · Prepaid Expense	0.00	
1400 · Prepaids:1499 · Contracted transportation	313,186.18	
1500 · CIEB	0.00	
1599 · Undeposited Funds	0.00	
1600 · P and E:1601 · Autos and pickups	639,243.61	
1600 · P and E:1602 · Trucks	64,419.00	
1600 · P and E:1603 · Heavy equipment	215,642.47	
1600 · P and E:1604 · Tools and equipment	161,831.97	
1600 · P and E:1605 · Office equipment	151,357.26	
1600 · P and E:1606 · Leasehold improvements	0.00	
1600 · P and E:1607 · Meters and regulators	726,813.14	
1600 · P and E:1651 · A/D - Autos & pickups		439,034.29
1600 · P and E:1652 · A/D - Trucks		64,419.00
1600 · P and E:1653 · A/D - Heavy equipment		138,681.89
1600 · P and E:1654 · A/D - Tools & equipment		140,872.56
1600 · P and E:1655 · A/D - Office equipment		134,988.79
1600 · P and E:1656 · A/D - Leasehold improvements	0.00	
1600 · P and E:1657 · A/D - Meters & regulators		426,353.31
1800 · OLTA:1801 · Organizational costs	11,911.50	
1800 · OLTA:1802 · Investment in - NALLC	152,229.25	
1800 · OLTA:1803 · Investment In - Nav Comm	8,884.15	
1800 · OLTA:1804 · Employee Loan:1804-JS -Jerod Shaw	1,242.40	
1800 · OLTA:1852 · A/D - Org costs		11,911.50
2000 · Acquisition clearing account	0.00	
2000 · Acquisition clearing account:2001 · True-up - FCFA	0.00	
2200 · A/P	0.00	
2200 · A/P:2221 · Vendors		927,459.05
2200 · A/P:2231 · Other	0.00	
2200 · A/P:2241 · Dividends declared	0.00	
2250 · Bank 2 Credit Cards:2251 · Bruce Lynn 0680	0.00	
2250 · Bank 2 Credit Cards:2252 · Darrel Gregory 0706	0.00	
2250 · Bank 2 Credit Cards:2253 · Javan Shaw 0698	0.00	
2250 · Bank 2 Credit Cards:2254 · Ross Modglin 0714	0.00	
2250 · Bank 2 Credit Cards:2255 · Scott Kniess 0771	0.00	
2250 · Bank 2 Credit Cards:2256 · Jeff Fogle 0763	0.00	
2250 · Bank 2 Credit Cards:2257 · Donald Hartline 0896	0.00	
2250 · Bank 2 Credit Cards:2258 · Gaylord Flood 0946	0.00	

Navitas Utility Corporation
Trial Balance
As of December 31, 2017

	Dec 31, 17	
	Debit	Credit
2250 · Bank 2 Credit Cards:2259 · Kevin Pearcy 0953	0.00	
2250 · Bank 2 Credit Cards:2260 · Bill Kellogg Jr. 0938	0.00	
2250 · Bank 2 Credit Cards:2261 · Helene Crawford 0961	0.00	
2250 · Bank 2 Credit Cards:2262 · Trenda Kelley 0979	0.00	
2250 · Bank 2 Credit Cards:2263 · Donald Hartline 0111	0.00	
2250 · Bank 2 Credit Cards:2264 · Joseph Irwin Senior 0987	0.00	
2250 · Bank 2 Credit Cards:2265 · John Gorman 1019	0.00	
2250 · Bank 2 Credit Cards:2266 · Jerry Walker 1027	0.00	
2250 · Bank 2 Credit Cards:2267 · Jim Schimmels 1035	0.00	
2250 · Bank 2 Credit Cards:2268 · Chris Crenshaw 1050	0.00	
2250 · Bank 2 Credit Cards:2269 · Steven Yearwood 1167	0.00	
2250 · Bank 2 Credit Cards:2270 · Ross Modglin 0145	0.00	
2271 · Bank 7 Credit Cards		232.15
2271 · Bank 7 Credit Cards:2272 · Ross Modglin 1469	0.00	
2271 · Bank 7 Credit Cards:2273 · Joseph Irwin 0126		306.00
2271 · Bank 7 Credit Cards:2274 · Jerry Walker 0794		753.09
2271 · Bank 7 Credit Cards:2275 · Johnny Gorman 0209		898.82
2271 · Bank 7 Credit Cards:2276 · Trenda Kelley 0760		1,799.91
2271 · Bank 7 Credit Cards:2277 · Bruce Lynn 1329	0.00	
2271 · Bank 7 Credit Cards:2278 · Trenton Pearcy 1461		36.40
2271 · Bank 7 Credit Cards:2279 · Kevin Pearcy 1386	0.00	
2271 · Bank 7 Credit Cards:2280 · Gaylord Flood 0752		22.65
2271 · Bank 7 Credit Cards:2281 · Scott Kniess 1360	0.00	
2271 · Bank 7 Credit Cards:2282 · Thomas Hartline 1008		7,398.35
2271 · Bank 7 Credit Cards:2283 · Steven Yearwood 1388 - old 0810		392.34
2271 · Bank 7 Credit Cards:2284 · Sam Crenshaw 0802	0.00	
2271 · Bank 7 Credit Cards:2285 · Jeff Fogle 0745		770.35
2271 · Bank 7 Credit Cards:2286 · Darrel Gregory 0737		494.67
2271 · Bank 7 Credit Cards:2287 · Don Hartline 0828	0.00	
2271 · Bank 7 Credit Cards:2288 · Kevin Pearcy 0869		2,596.78
2271 · Bank 7 Credit Cards:2289 · Bruce Lynn 0844		4,912.31
2271 · Bank 7 Credit Cards:2290 · Scott Kniess 0851		1,406.02
2271 · Bank 7 Credit Cards:2291 · Ross Modglin 1222		10,348.86
2271 · Bank 7 Credit Cards:2292 · Noelle Ward 2004	0.00	
2271 · Bank 7 Credit Cards:2293 · Noelle Ward 0885		3,456.42
2271 · Bank 7 Credit Cards:2294 · Chris Crenshaw 1081		300.58
2299 · Dell Revolving Business Account		16,886.03
2100 · Payroll Liabilities:2199 · Month ending P/R accrual	0.00	
2300 · NP:2301 · LOC - Bank 2	0.00	
2300 · NP:2302 · SHL - RV	0.00	
2300 · NP:2304 · IPL - AFCO		24,777.33
2300 · NP:2307 · LOC - Bank 7		500,000.00
2300 · NP:2321 · MSL - FCFA	0.00	
2300 · NP:2322 · MSL - NALLC	0.00	
2300 · NP:2323 · MSL - Winstar	0.00	
2300 · NP:2324 · MSL - KYNG	0.00	
2300 · NP:2350 · MSL - NOK3	0.00	
2300 · NP:2399 · Hull Insurance - Zanette		6,014.89
2400 · A/E:2401 · Advalorem Tax Payable	0.00	
2600 · CPLTD:2601 · Bank 2 - Equipment loan	0.00	
2600 · CPLTD:2602 · ALLY - Truck 00817	0.00	
2600 · CPLTD:2603 · ALLY - Truck 48604	0.00	
2600 · CPLTD:2604 · F & M Bank - Truck 69142	0.00	
2600 · CPLTD:2605 · ALLY - Truck 08647	0.00	
2600 · CPLTD:2606 · CNH - Tractor 07466	0.00	
2600 · CPLTD:2607 · F & M Bank - Backhoe - 05281	0.00	
2600 · CPLTD:2611 · F & M Bank-Truck 02871 & 02869	0.00	
2600 · CPLTD:2612 · F&M Bank-Trk 12144,02868,02873	0.00	
2600 · CPLTD:2613 · F & M Bank - Truck 56529	0.00	
2600 · CPLTD:2614 · Ford - Truck 53365	0.00	
2600 · CPLTD:2615 · Ford - Truck 53368	0.00	
2600 · CPLTD:2616 · F & M Bank - Truck 53365, 53368	0.00	
2600 · CPLTD:2617 · Ford MC - Truck 18367	0.00	
2600 · CPLTD:2618 · Ford MC - Truck 24176	0.00	

Navitas Utility Corporation
Trial Balance
As of December 31, 2017

	Dec 31, 17	
	Debit	Credit
2600 · CPLTD:2619 · Ford MC - Truck 15865	0.00	
2600 · CPLTD:2620 · F&M Bank - Trailer & S/S	0.00	
2600 · CPLTD:2621 · ALLY - Truck 71538		6,512.10
2600 · CPLTD:2622 · ALLY - Truck 17348		6,423.26
2600 · CPLTD:2623 · ALLY - Truck 33802		6,257.67
2600 · CPLTD:2624 · ALLY - Truck 66845		6,535.11
2600 · CPLTD:2625 · F&M - New Case Excavator		6,339.23
2600 · CPLTD:2626 · ALLY - Truck 52352		6,469.03
2600 · CPLTD:2627 · ALLY - Truck 84546		5,004.23
2700 · LTD:2701 · Bank 2 - Equipment loan	0.00	
2700 · LTD:2702 · ALLY - Truck 00817	0.00	
2700 · LTD:2703 · ALLY - Truck 48604	0.00	
2700 · LTD:2704 · F & M Bank - Truck 69142	0.00	
2700 · LTD:2705 · ALLY - Truck 08647	0.00	
2700 · LTD:2706 · CNH - Tractor 07466	0.00	
2700 · LTD:2707 · F & M Bank - Backhoe - 05281	0.00	
2700 · LTD:2708 · Ford - Truck 02868	0.00	
2700 · LTD:2709 · Ford - Truck 02873	0.00	
2700 · LTD:2710 · Ford - Truck 12144	0.00	
2700 · LTD:2711 · F & M Bank-Truck 02871 & 02869	0.00	
2700 · LTD:2712 · F&M Bank-Trk 12144,02868,02873	0.00	
2700 · LTD:2713 · F & M Bank - Truck 56529	0.00	
2700 · LTD:2716 · F & M Bank - Truck 53365, 53368	0.00	
2700 · LTD:2717 · Ford MC - Truck 18367	0.00	
2700 · LTD:2718 · Ford MC - Truck 24176	0.00	
2700 · LTD:2719 · Ford MC - Truck 15865	0.00	
2700 · LTD:2720 · F&M Bank - Trailer & S/S	0.00	
2700 · LTD:2721 · ALLY - Truck 71538		12,386.05
2700 · LTD:2722 · ALLY - Truck 17348		15,903.48
2700 · LTD:2723 · ALLY - Truck 33802		15,872.06
2700 · LTD:2724 · ALLY - Truck 66845		21,571.32
2700 · LTD:2725 · F&M - New Case Excavator		22,176.75
2700 · LTD:2726 · ALLY - Truck 52352		25,239.75
2700 · LTD:2727 · ALLY - Truck 84546		28,909.95
2700 · LTD:2799 · NALLC - Navitas 1 & CHQ	0.00	
2800 · DL:2832 · Accrued Insurance Deductible		79,640.73
2800 · DL:2833 · Accrued non-W/C Disability		18,240.72
3000 · Equity:3001 · Opening Bal Equity	0.00	
3000 · Equity:3101 · Common stock		66,000.00
3000 · Equity:3201 · Additional paid-in capital		113,723.20
3000 · Equity:3901 · Accum other compre incom		2,626.73
3301 · Retained Earnings		759,443.46
3999 · Returned Cash Flow	55,000.00	
400 · Operating revenue:4100 · Revenue:4111 · Service crews		3,524,113.00
400 · Operating revenue:4100 · Revenue:4112 · Commodity sales		2,534,894.00
400 · Operating revenue:4100 · Revenue:4114 · Construction crews	0.00	
Cost of Goods Sold:800 · Well Head Purchases:800.15 · Well Head Purchases OK	18,030.10	
Cost of Goods Sold:804 · City Gate Purchases:804.15 · City Gate Purchases KY	596,362.73	
Cost of Goods Sold:804 · City Gate Purchases:804.16 · City Gate Purchases TN	144,536.37	
Cost of Goods Sold:804 · City Gate Purchases:804.28 · City Gate Purchases TX	26,741.33	
Cost of Goods Sold:804 · City Gate Purchases:804.46 · City Gate Purchases OK	1,608,449.17	
Cost of Goods Sold:805 · Other Gas Purchases:805.46 · Other Gas Purchases OK	308.98	
Cost of Goods Sold:851.46 · Sys Cntrl & load dispatching OK	73,056.84	
Cost of Goods Sold:855.46 · Other util comp state OK	443.19	
Direct Costs:403 · Depreciation Expense	129,322.79	
Direct Costs:5099 · Direct costs pre 2013:5100 · Services	0.00	
Direct Costs:874 · Mains & Services Expense:874.15 · Mains & Services Expense KY	29,735.33	
Direct Costs:874 · Mains & Services Expense:874.16 · Mains & Services Expense TN	69,874.33	
Direct Costs:874 · Mains & Services Expense:874.28 · Mains & Services Expense TX	733.44	
Direct Costs:874 · Mains & Services Expense:874.46 · Mains & Services Expense OK	618,951.88	
Direct Costs:887 · Maintenance of Mains	0.00	
Direct Costs:887 · Maintenance of Mains:5400 · Construction	0.00	
Direct Costs:887 · Maintenance of Mains:887.15 · Maintenance of Mains KY	19,154.71	
Direct Costs:887 · Maintenance of Mains:887.16 · Maintenance of Mains TN	5,113.50	

Navitas Utility Corporation
Trial Balance
As of December 31, 2017

	Dec 31, 17	
	Debit	Credit
Direct Costs:887 · Maintenance of Mains:887.28 · Maintenance of Mains TX	5,092.17	
Direct Costs:887 · Maintenance of Mains:887.46 · Maintenance of Mains OK	165,601.59	
Direct Costs:893 · Maintenance of Meters	114,395.63	
Direct Costs:894 · Maintenance of Other Equipment	41,369.61	
Indirect Costs:903 · Customer Records & Collection	5,214.00	
Indirect Costs:903 · Customer Records & Collection:6130 · Postage	27,289.38	
Indirect Costs:903 · Customer Records & Collection:6230 · Utilities	14,341.07	
Indirect Costs:903 · Customer Records & Collection:6320 · Bank fees	3,682.10	
Indirect Costs:903 · Customer Records & Collection:6410 · Lic, permit, member	11,196.60	
Indirect Costs:903 · Customer Records & Collection:903.16 · Customer Records TN	1,056.23	
Indirect Costs:903 · Customer Records & Collection:903.46 · Customer Records OK	11,904.14	
Indirect Costs:908 · Customer Assistance	127,637.20	
Indirect Costs:908 · Customer Assistance:908.46 · Customer Assistance OK	104,059.23	
Indirect Costs:920 · Administration & Gen Sales	804,771.71	
Indirect Costs:921 · Office Supplies:6110 · Comm equip	3,551.94	
Indirect Costs:921 · Office Supplies:6120 · Comm serv	50,958.96	
Indirect Costs:921 · Office Supplies:6140 · Office consumables	24,109.27	
Indirect Costs:921 · Office Supplies:6242 · Fuel	36,854.10	
Indirect Costs:921 · Office Supplies:921.15 · Office Supplies KY	295.30	
Indirect Costs:921 · Office Supplies:921.16 · Office Supplies TN	16,349.55	
Indirect Costs:921 · Office Supplies:921.28 · Office Supplies TX	500.80	
Indirect Costs:921 · Office Supplies:921.46 · Office Supplies OK	59,544.48	
Indirect Costs:923 · Outside Services	89,182.96	
Indirect Costs:923 · Outside Services:6241 · Contracted Transportation	3,460.23	
Indirect Costs:923 · Outside Services:6420 · Tax consult & filing	21,298.27	
Indirect Costs:923 · Outside Services:6425 · Legal		2,019.60
Indirect Costs:923 · Outside Services:923.15 · Outside Services KY	5,893.92	
Indirect Costs:923 · Outside Services:923.16 · Outside Services TN	19,165.33	
Indirect Costs:923 · Outside Services:923.28 · Outside Services TX	0.00	
Indirect Costs:923 · Outside Services:923.46 · Outside Services OK	69,015.39	
Indirect Costs:924 · Insurance	138,992.10	
Indirect Costs:925 · I/D - Safety & Security	44,948.88	
Indirect Costs:926 · Employee benefits	437,046.04	
Indirect Costs:928 · Regulatory Commission Exp	0.00	
Indirect Costs:931 · Rents	22,104.70	
Indirect Costs:932 · Maintenance of General Plant	9,033.09	
Other Income:415 · Revenue Material/Constr Sale		94,801.01
Other Income:417 · Revenue non-utility operation	24,387.01	
Other Expense:426.10 · Donations	470.00	
Other Expense:426.30 · Penalties	2,809.73	
Other Expense:427 · Interest Expense	50,238.82	
Other Expense:435 · Extraordinary Expense	24,020.00	
TOTAL	10,248,626.78	10,248,626.78

Navitas Assets, LLC
Trial Balance
As of December 31, 2018

	Dec 31, 18	
	Debit	Credit
1100 · Cash:1110 · Checking - First Citizens Bank	0.00	
1100 · Cash:1111 · Checking - ASB	0.00	
1100 · Cash:1112 · Checking - F&M Bank	7,065.94	
1100 · Cash:1191 · Dep. in Error	0.00	
1100 · Cash:1199 · Loan proceeds clearing account	0.00	
1200 · A/R:1222 · Notes to affiliates	0.00	
1200 · A/R:1242 · Customers	72,858.04	
1200 · A/R:1252 · Other	0.00	
1200 · A/R:1262 · Notes to members	0.00	
1400 · Prepaids	5,171.82	
1400 · Prepaids:1401 · Prepaid Investment in Gasco	0.00	
1400 · Prepaids:1421 · Construction in Process	0.00	
1600 · P and E:1606 · Leasehold Improvements	708,037.91	
1600 · P and E:1607 · Tools & Equipment	11,310.85	
1600 · P and E:1649 · Rural reinvestment equipment	35,970.30	
1600 · P and E:1656 · A/D - Leasehold Improvements		252,387.31
1600 · P and E:1657 · A/D - Tools & Equipment		7,817.81
1600 · P and E:1699 · A/D - Rural reinvestement equip		28,776.24
1700 · F/A:1711 · Pipe	119,200.00	
1700 · F/A:1720 · Land	574,557.91	
1700 · F/A:1761 · A/D - Pipe		53,362.67
1800 · OLTA:1811 · Organizational costs	242,700.68	
1800 · OLTA:1812 · Investment in - FCFA	860,221.67	
1800 · OLTA:1813 · Investment in - Navitas TN NG		71,693.00
1800 · OLTA:1814 · Investment in - Navitas KY NG	203,582.72	
1800 · OLTA:1815 · Investment In - Navitas TX NG		23,645.00
1800 · OLTA:1862 · A/D - Org costs		242,700.68
2000 · Acquisition clearing account	0.00	
2000 · Acquisition clearing account:2001 · True up - FCFA	0.00	
2200 · A/P	0.00	
2200 · A/P:2202 · Taxes		5,171.80
2200 · A/P:2232 · Other		2,925.00
2300 · NP:2391 · RV - Acq clearing loan	0.00	
2400 · A/E:2402 · Taxes	0.00	
2400 · A/E:2408 · Ad Valorem Tax	0.00	
2600 · CPLTD:2601 · Costa Mesa Corp Office	0.00	
2600 · CPLTD:2602 · Costa Mesa Corp Office - F&M		53,861.76
2700 · LTD:2701 · Costa Mesa Corp Office	0.00	
2700 · LTD:2702 · Costa Mesa Corp Office - F&M		728,421.44
3000 · Equity:3002 · Opening bal equity		10,000.00
3000 · Equity:3102 · Member interest		2,076,162.70
3000 · Equity:3900 · Accum other compre income:3902 · Acquisition effect	0.00	
3000 · Equity:3900 · Accum other compre income:3903 · AOCI - N1	212,040.00	
3302 · Retained Earnings	1,033,809.00	
3999 · Returned Cash Flow	37,500.00	
4100 · Revenue:4153 · Asset billing		81,563.50
494 · Interdepartment rents:494.15 · IDR Kentucky		3,132.00
494 · Interdepartment rents:494.16 · IDR Tennessee		10,464.00
494 · Interdepartment rents:494.28 · IDR Texas		24.00
494 · Interdepartment rents:494.46 · IDR Oklahoma		78,432.00
Direct Costs:403 · Depreciation Expense	46,766.82	
Indirect Costs:903 · Customer Records & Collection:6410 · Lic, permit, member	6,911.02	
Indirect Costs:923 · Outside Services:6420 · Tax consult & filing	3,725.00	
Other Income:417 · Revenue non-utility operation		493,509.00
Other expense:408 · Ad Valoreum tax	10,301.78	
Other expense:427 · Interest expense	32,318.45	
TOTAL	4,224,049.91	4,224,049.91

Navitas Assets, LLC
Trial Balance
As of December 31, 2017

	Dec 31, 17	
	Debit	Credit
1100 · Cash:1110 · Checking - First Citizens Bank	0.00	
1100 · Cash:1111 · Checking - ASB	0.00	
1100 · Cash:1112 · Checking - F&M Bank	2,922.34	
1100 · Cash:1191 · Dep. in Error	0.00	
1100 · Cash:1199 · Loan proceeds clearing account	0.00	
1200 · A/R:1222 · Notes to affiliates	0.00	
1200 · A/R:1242 · Customers	48,298.84	
1200 · A/R:1252 · Other	0.00	
1200 · A/R:1262 · Notes to members	0.00	
1400 · Prepaids	0.00	
1400 · Prepaids:1401 · Prepaid Investment in Gasco	0.00	
1400 · Prepaids:1421 · Construction in Process	0.00	
1600 · P and E:1606 · Leasehold Improvements	708,037.91	
1600 · P and E:1607 · Tools & Equipment	8,509.35	
1600 · P and E:1649 · Rural reinvestment equipment	35,970.30	
1600 · P and E:1656 · A/D - Leasehold Improvements		215,171.62
1600 · P and E:1657 · A/D - Tools & Equipment		6,631.64
1600 · P and E:1699 · A/D - Rural reinvestement equip		25,179.28
1700 · F/A:1711 · Pipe	119,200.00	
1700 · F/A:1720 · Land	574,557.91	
1700 · F/A:1761 · A/D - Pipe		48,594.67
1800 · OLTA:1811 · Organizational costs	242,700.68	
1800 · OLTA:1812 · Investment in - FCFA	308,716.67	
1800 · OLTA:1813 · Investment in - Navitas TN NG		61,584.00
1800 · OLTA:1814 · Investment in - Navitas KY NG	167,006.72	
1800 · OLTA:1815 · Investment In - Navitas TX NG	25,948.00	
1800 · OLTA:1862 · A/D - Org costs		242,700.68
2000 · Acquisition clearing account	0.00	
2000 · Acquisition clearing account:2001 · True up - FCFA	0.00	
2200 · A/P	0.00	
2200 · A/P:2202 · Taxes		5,130.86
2200 · A/P:2232 · Other	0.00	
2300 · NP:2391 · RV - Acq clearing loan	0.00	
2400 · A/E:2402 · Taxes	0.00	
2400 · A/E:2408 · Ad Valorem Tax	0.00	
2600 · CPLTD:2601 · Costa Mesa Corp Office	0.00	
2600 · CPLTD:2602 · Costa Mesa Corp Office - F&M		51,779.06
2700 · LTD:2701 · Costa Mesa Corp Office	0.00	
2700 · LTD:2702 · Costa Mesa Corp Office - F&M		782,283.21
3000 · Equity:3002 · Opening bal equity		10,000.00
3000 · Equity:3102 · Member interest		2,076,162.70
3000 · Equity:3900 · Accum other compre income:3902 · Acquisition effect	0.00	
3000 · Equity:3900 · Accum other compre income:3903 · AOCI - N1	212,040.00	
3302 · Retained Earnings	628,802.20	
3999 · Returned Cash Flow	37,500.00	
4100 · Revenue:4153 · Asset billing		70,206.48
494 · Interdepartment rents:494.15 · IDR Kentucky		2,916.00
494 · Interdepartment rents:494.16 · IDR Tennessee		10,404.00
494 · Interdepartment rents:494.46 · IDR Oklahoma		77,808.00
Direct Costs:403 · Depreciation Expense	46,206.72	
Indirect Costs:903 · Customer Records & Collection:6320 · Bank fees	0.30	
Indirect Costs:903 · Customer Records & Collection:6410 · Lic, permit, member	6,672.92	
Indirect Costs:923 · Outside Services:6420 · Tax consult & filing	3,801.00	
Indirect Costs:923 · Outside Services:6425 · Legal	30.00	
Other Income:417 · Revenue non-utility operation	465,047.00	
Other expense:408 · Ad Valoreum tax	10,261.72	
Other expense:427 · Interest expense	34,321.62	
TOTAL	**3,686,552.20**	**3,686,552.20**

Fort Cobb Fuel Authority
Trial Balance
As of December 31, 2018

	Dec 31, 18	
	Debit	Credit
1100 · Cash	0.00	
1100 · Cash:1107 · Checking - Bank 7	869.68	
1100 · Cash:1121 · Deposit - First State Bank	1,317.56	
1100 · Cash:1122 · Deposit - Bank of Hydro	1,255.65	
1100 · Cash:1123 · Deposit - Legacy Bank checking	19.36	
1100 · Cash:1124 · Deposit - Bank 2	0.00	
1100 · Cash:1125 · Deposit - Ardmore Bank	3,212.03	
1100 · Cash:1126 · Deposit - Farmers State Bank	1,261.08	
1100 · Cash:1181 · Money Market - Legacy Bank	1,685.55	
1100 · Cash:1191 · Dep. in Error	0.00	
1100 · Cash:1198 · PGC A/R in transit	0.00	
1100 · Cash:1199 · Loan proceeds clearing account	0.00	
1200 · A/R:1212 · Membership Distribution	0.00	
1200 · A/R:1243 · Customers	371,738.60	
1200 · A/R:1250 · Velma Purchased Receivables	0.00	
1200 · A/R:1253 · Other	4,392.00	
1200 · A/R:1277 · Shadow Loan TN	0.00	
1200 · A/R:1278 · Shadow Loan KY	0.00	
1200 · A/R:1283 · Returned checks	0.00	
1300 · Inventory:1353 · System work in progress	5,884.53	
1400 · Prepaids:1401 · Prepaid Bank Escrow Charges	0.00	
1400 · Prepaids:1402 · Deposits w/ vendors	0.00	
1400 · Prepaids:1405 · Prepaid OCC PUD Fee	897.89	
1400 · Prepaids:1406 · Prepaid OCC Pipeline Safety Fee	0.00	
1400 · Prepaids:1424 · License, permit, & membership	0.00	
1400 · Prepaids:1425 · Estimated Appraisal	0.00	
1500 · CIEB:1501 · PGA Asset	0.00	
1500 · CIEB:1521 · Prepaid gas calc - Res	0.00	
1500 · CIEB:1522 · Prepaid gas calc - Ind	0.00	
1500 · CIEB:1523 · Prepaid gas calc - Agr	0.00	
1500 · CIEB:1551 · Acc surr- Res	0.00	
1500 · CIEB:1552 · Acc surr - Ind	0.00	
1500 · CIEB:1553 · Acc surr - Agr	0.00	
1500 · CIEB:1581 · Unbilled current period	53,816.00	
1500 · CIEB:1582 · Unbilled prior period	0.00	
1600 · P and E:1606 · Leasehold improvements	609,018.43	
1600 · P and E:1656 · A/D - Leasehold improvements		273,332.42
1700 · F/A	0.00	
1700 · F/A:1720 · Land	121,953.00	
1700 · F/A:1721 · Mains - Built systems	855,602.86	
1700 · F/A:1722 · Services - Built systems	407,677.31	
1700 · F/A:1724 · Mains - Acq systems	4,484,221.50	
1700 · F/A:1725 · Services - Acq systems	83,179.00	
1700 · F/A:1727 · Mains - Acq adjustment	1,693,295.02	
1700 · F/A:1771 · A/D - Mains B/S		188,820.01
1700 · F/A:1772 · A/D - Services B/S		38,081.18
1700 · F/A:1774 · A/D - Mains A/S		3,760,443.92
1700 · F/A:1775 · A/D - Services A/S		44,956.33
1700 · F/A:1777 · A/D - Mains A/A		1,274,663.59
1800 · OLTA:1813 · Investment in - NOK3	156,833.23	
1800 · OLTA:1814 · Investment in - LeAnn Div	1,573,513.22	
1800 · OLTA:1815 · Investment in - Navitas 1		212,055.24
1800 · OLTA:1816 · Investment in - Navitas-WinStar	2,186,021.62	
1800 · OLTA:1821 · Organizational costs	250,007.03	
1800 · OLTA:1821 · Organizational costs:1822 · Org Costs - Navitas WinStar	157,430.00	
1800 · OLTA:1872 · A/A - Organizational costs		387,184.31
1800 · OLTA:1877 · TN Shadow Loan	0.00	
1800 · OLTA:1878 · KY Shadow Loan	0.00	
1800 · OLTA:1888 · Loan to Winstar	0.00	
1800 · OLTA:1899 · Loan to system operator	0.00	
2000 · Asset clearing account	0.00	
2000 · Asset clearing account:2001 · True-up - FCFA	0.00	
2200 · A/P	0.00	
2200 · A/P:2203 · Taxes		33,494.04

Fort Cobb Fuel Authority
Trial Balance
As of December 31, 2018

	Dec 31, 18	
	Debit	Credit
2200 · A/P:2213 · Refunds	0.00	
2200 · A/P:2233 · Other		232,992.41
2300 · NP:2302 · ML - RV		10,000.00
2300 · NP:2304 · ML - WinStar		215,000.00
2300 · NP:2307 · LOC - Bank 7		500,000.00
2300 · NP:2321 · NUC - Bank 2 LOC	0.00	
2400 · A/E	0.00	
2400 · A/E:2402 · Advalorem Tax Payable	0.00	
2400 · A/E:2403 · Sales Tax Payable	20,897.85	
2400 · A/E:2404 · Customer Refunds Payable		1,924.69
2400 · A/E:2405 · Franchise Tax Pay-Binger	1,037.89	
2400 · A/E:2406 · Franchise Tax Pay-Gracemont		119.98
2400 · A/E:2407 · Franchise Tax Pay-Eakly		1,803.63
2400 · A/E:2408 · Franchise Tax Pay-Colony		84.42
2400 · A/E:2409 · Franchise Tax Pay-Lookeba		60.72
2400 · A/E:2410 · Franchise Tax Pay-Bridgeport		10.03
2400 · A/E:2411 · Franchise Tax Pay-Velma	2,409.34	
2400 · A/E:2412 · Franchise Tax Clearing Account		5,407.99
2400 · A/E:2413 · Customer Deposits		45,645.00
2400 · A/E:2414 · Refundable Aid-To-Construct		400.00
2400 · A/E:2415 · Level Pay Customers		22,197.67
2400 · A/E:2419 · Acc Deposit Interest	0.00	
2400 · A/E:2499 · EEP Collections Payable		6,796.15
2500 · BIEC:2501 · PGA liability		16,105.00
2500 · BIEC:2521 · Prepaid gas calc - Res	0.00	
2500 · BIEC:2522 · Prepaid gas calc - Ind	0.00	
2500 · BIEC:2523 · Prepaid gas calc - Agr	0.00	
2500 · BIEC:2551 · Acc surr - Res	0.00	
2500 · BIEC:2552 · Acc surr - Ind	0.00	
2500 · BIEC:2553 · Acc surr - Agr	0.00	
2600 · CPLTD:2607 · Bank 7 - system loan		175,497.98
2600 · CPLTD:2621 · Bank 2 - Term loan	0.00	
2600 · CPLTD:2622 · F & M - Term loan	0.00	
2600 · CPLTD:2623 · F&M Bank 5397500	0.00	
2600 · CPLTD:2624 · F&M Bank 5401300	0.00	
2600 · CPLTD:2625 · Bank 2 - system loan USDA	0.00	
2600 · CPLTD:2626 · Bank 2 - system loan	0.00	
2600 · CPLTD:2626 · Bank 2 - system loan:2627 · Bank 2 - system loan TN	0.00	
2600 · CPLTD:2626 · Bank 2 - system loan:2628 · Bank 2 - system loan KY	0.00	
2600 · CPLTD:2629 · Bank 7 1004537	0.00	
2700 · LTD:2707 · Bank 7 - system loan		3,858,273.67
2700 · LTD:2721 · Bank 2 - Term loan	0.00	
2700 · LTD:2722 · F & M - Term loan	0.00	
2700 · LTD:2723 · F&M Bank 5397500	0.00	
2700 · LTD:2724 · F&M Bank 5401300	0.00	
2700 · LTD:2725 · Bank 2 - system loan USDA	0.00	
2700 · LTD:2726 · Bank 2 - system loan	0.00	
2700 · LTD:2726 · Bank 2 - system loan:2727 · Bank 2 - system loan TN	0.00	
2700 · LTD:2726 · Bank 2 - system loan:2728 · Bank 2 - system loan KY	0.00	
2700 · LTD:2729 · Bank 7 1004537	0.00	
2900 · Minority interest		861,659.47
3000 · Opening Bal Equity		450,000.00
3000 · Opening Bal Equity:3103 · Member Interest		2,321,489.16
3900 · Retained Earnings	1,012,798.21	
3904 · AOCI - Billing adjustment		6,701.17
3999 · Returned Cash Flow	1,234,459.26	
Revenue:414 · Other Utility Operating Income:414.94 · Engine Oil Changes		1,290.00
Revenue:414 · Other Utility Operating Income:414.95 · Irrigation Engine Rent		10,100.00
Revenue:414 · Other Utility Operating Income:414.96 · Unbilled Revenues		13,223.00
Revenue:480 · Customer Classes:480.01 · Residential Tariff		739,666.55
Revenue:480 · Customer Classes:480.02 · Residential Cust Chrg		289,512.00
Revenue:480 · Customer Classes:480.09 · Residential PGA		281,574.36
Revenue:480 · Customer Classes:481.11 · Commercial Tariff		298,014.79
Revenue:480 · Customer Classes:481.12 · Commercial Cust Chrg		34,408.00

Fort Cobb Fuel Authority
Trial Balance
As of December 31, 2018

	Dec 31, 18	
	Debit	Credit
Revenue:480 · Customer Classes:481.19 · Commercial PGA		127,598.31
Revenue:480 · Customer Classes:481.21 · Industrial Tarrif		145,524.30
Revenue:480 · Customer Classes:481.29 · Industrial PGA		83,980.91
Revenue:480 · Customer Classes:481.31 · Agriculture Heat Tariff		202,306.80
Revenue:480 · Customer Classes:481.32 · Agriculture Heat Cust Chrg		4,080.00
Revenue:480 · Customer Classes:481.39 · Agriculture Heat PGA		121,786.36
Revenue:480 · Customer Classes:481.41 · Agricultural Power (IG) Tarrif		61,641.66
Revenue:480 · Customer Classes:481.42 · Agricultural Power Cust Chrg		9,480.00
Revenue:480 · Customer Classes:481.49 · Agricultural Power (IG) PGA		40,851.47
Revenue:488 · Penalties & service charges		17,933.91
Revenue:494 · Interdepartment Rent:494.15 · IDR Kentucky		1,416.00
Revenue:494 · Interdepartment Rent:494.16 · IDR Tennessee		4,728.00
Revenue:494 · Interdepartment Rent:494.28 · IDR Texas		12.00
Revenue:494 · Interdepartment Rent:494.46 · IDR Oklahoma		22,062.00
Cost of Goods Sold:804 · City Gate Purchases	579,910.00	
Cost of Goods Sold:812 · Gas used for Utility Operation	6,059.76	
Cost of Goods Sold:851 · Sys Cntrl & load dispatching	59,053.00	
5098 · Deferred fuel cost	25,119.00	
Direct Costs:403 · Depreciation Expense	200,914.35	
Direct Costs:407 · Other Amortization	27,033.47	
Direct Costs:874 · Mains & Services	265,650.00	
Direct Costs:887 · Maintenance of Mains		88,348.00
Direct Costs:893 · Maintenance of Meters	58,306.00	
Indirect Costs:903 · Customer Records & Collection	36,216.06	
Indirect Costs:904 · Bad Debt	3,786.64	
Indirect Costs:908 · Customer Assistance	89,545.00	
Indirect Costs:920 · Administration & Gen Sales	319,453.00	
Indirect Costs:921 · Office Supplies	81,520.28	
Indirect Costs:923 · Outside Services	75,706.00	
Indirect Costs:924 · Insurance	54,148.00	
Indirect Costs:925 · I/D - Safety & Security	23,050.00	
Indirect Costs:926 · Employee Benefits	153,101.00	
Indirect Costs:928 · Regulatory Commission Exp		12,084.24
Indirect Costs:931 · Rents	231,393.00	
Indirect Costs:932 · Maintenance of General Plant	4,160.00	
Other Income:417 · Revenue non-utility operation		373,522.31
Other Income:419 · Interest Income		19.77
Other Expense:408 · Ad-Valorem Tax	54,821.00	
Other Expense:427 · Interest Expense	284,714.66	
TOTAL	17,930,364.92	17,930,364.92

Fort Cobb Fuel Authority
Trial Balance
As of December 31, 2017

	Dec 31, 17	
	Debit	Credit
1100 · Cash	0.00	
1100 · Cash:1107 · Checking - Bank 7	10,829.09	
1100 · Cash:1121 · Deposit - First State Bank	660.75	
1100 · Cash:1122 · Deposit - Bank of Hydro	495.62	
1100 · Cash:1123 · Deposit - Legacy Bank checking	9.36	
1100 · Cash:1124 · Deposit - Bank 2	0.00	
1100 · Cash:1125 · Deposit - Ardmore Bank	2,018.38	
1100 · Cash:1126 · Deposit - Farmers State Bank	898.21	
1100 · Cash:1181 · Money Market - Legacy Bank	3,073.23	
1100 · Cash:1191 · Dep. in Error	0.00	
1100 · Cash:1198 · PGC A/R in transit	0.00	
1100 · Cash:1199 · Loan proceeds clearing account	0.00	
1200 · A/R:1212 · Membership Distribution	0.00	
1200 · A/R:1243 · Customers	227,425.93	
1200 · A/R:1250 · Velma Purchased Receivables	0.00	
1200 · A/R:1253 · Other	3,393.14	
1200 · A/R:1277 · Shadow Loan TN	0.00	
1200 · A/R:1278 · Shadow Loan KY	0.00	
1200 · A/R:1283 · Returned checks	0.00	
1300 · Inventory:1353 · System work in progress	0.00	
1400 · Prepaids:1401 · Prepaid Bank Escrow Charges	0.00	
1400 · Prepaids:1402 · Deposits w/ vendors	0.00	
1400 · Prepaids:1405 · Prepaid OCC PUD Fee	865.91	
1400 · Prepaids:1406 · Prepaid OCC Pipeline Safety Fee	6,730.91	
1400 · Prepaids:1424 · License, permit, & membership	0.00	
1400 · Prepaids:1425 · Estimated Appraisal	0.00	
1500 · CIEB:1501 · PGA Asset	9,014.00	
1500 · CIEB:1521 · Prepaid gas calc - Res	0.00	
1500 · CIEB:1522 · Prepaid gas calc - Ind	0.00	
1500 · CIEB:1523 · Prepaid gas calc - Agr	0.00	
1500 · CIEB:1551 · Acc surr- Res	0.00	
1500 · CIEB:1552 · Acc surr - Ind	0.00	
1500 · CIEB:1553 · Acc surr - Agr	0.00	
1500 · CIEB:1581 · Unbilled current period	40,593.00	
1500 · CIEB:1582 · Unbilled prior period	0.00	
1600 · P and E:1606 · Leasehold improvements	521,272.72	
1600 · P and E:1656 · A/D - Leasehold improvements		237,724.85
1700 · F/A	0.00	
1700 · F/A:1720 · Land	121,953.00	
1700 · F/A:1721 · Mains - Built systems	842,200.53	
1700 · F/A:1722 · Services - Built systems	273,594.69	
1700 · F/A:1724 · Mains - Acq systems	4,484,221.50	
1700 · F/A:1725 · Services - Acq systems	83,179.00	
1700 · F/A:1727 · Mains - Acq adjustment	1,693,295.02	
1700 · F/A:1771 · A/D - Mains B/S		165,061.57
1700 · F/A:1772 · A/D - Services B/S		30,587.60
1700 · F/A:1774 · A/D - Mains A/S		3,713,482.35
1700 · F/A:1775 · A/D - Services A/S		42,527.50
1700 · F/A:1777 · A/D - Mains A/A		1,189,999.23
1800 · OLTA:1813 · Investment in - NOK3	218,253.23	
1800 · OLTA:1814 · Investment in - LeAnn Div	985,178.22	
1800 · OLTA:1815 · Investment in - Navitas 1	99,430.45	
1800 · OLTA:1816 · Investment in - Navitas-WinStar	2,277,953.62	
1800 · OLTA:1821 · Organizational costs	250,007.03	
1800 · OLTA:1821 · Organizational costs:1822 · Org Costs - Navitas WinStar	157,430.00	
1800 · OLTA:1872 · A/A - Organizational costs		360,150.84
1800 · OLTA:1877 · TN Shadow Loan	0.00	
1800 · OLTA:1878 · KY Shadow Loan	0.00	
1800 · OLTA:1888 · Loan to Winstar	0.00	
1800 · OLTA:1899 · Loan to system operator	0.00	
2000 · Asset clearing account	0.00	
2000 · Asset clearing account:2001 · True-up - FCFA	0.00	
2200 · A/P	0.00	
2200 · A/P:2203 · Taxes		39,339.89

Fort Cobb Fuel Authority
Trial Balance
As of December 31, 2017

	Dec 31, 17	
	Debit	Credit
2200 · A/P:2213 · Refunds	0.00	
2200 · A/P:2233 · Other		781,598.56
2300 · NP:2302 · ML - RV	0.00	
2300 · NP:2304 · ML - WinStar		240,200.00
2300 · NP:2321 · NUC - Bank 2 LOC	0.00	
2400 · A/E	0.00	
2400 · A/E:2402 · Advalorem Tax Payable	0.00	
2400 · A/E:2403 · Sales Tax Payable		1,229.67
2400 · A/E:2404 · Customer Refunds Payable		1,924.69
2400 · A/E:2405 · Franchise Tax Pay-Binger		253.64
2400 · A/E:2406 · Franchise Tax Pay-Gracemont		779.22
2400 · A/E:2407 · Franchise Tax Pay-Eakly		2,131.08
2400 · A/E:2408 · Franchise Tax Pay-Colony		233.31
2400 · A/E:2409 · Franchise Tax Pay-Lookeba		261.73
2400 · A/E:2410 · Franchise Tax Pay-Bridgeport		104.47
2400 · A/E:2411 · Franchise Tax Pay-Velma	573.36	
2400 · A/E:2413 · Customer Deposits		47,620.00
2400 · A/E:2414 · Refundable Aid-To-Construct		400.00
2400 · A/E:2415 · Level Pay Customers		34,619.51
2400 · A/E:2419 · Acc Deposit Interest	0.00	
2400 · A/E:2499 · EEP Collections Payable		3,556.45
2500 · BIEC:2501 · PGA liability	0.00	
2500 · BIEC:2521 · Prepaid gas calc - Res	0.00	
2500 · BIEC:2522 · Prepaid gas calc - Ind	0.00	
2500 · BIEC:2523 · Prepaid gas calc - Agr	0.00	
2500 · BIEC:2551 · Acc surr - Res	0.00	
2500 · BIEC:2552 · Acc surr - Ind	0.00	
2500 · BIEC:2553 · Acc surr - Agr	0.00	
2600 · CPLTD:2607 · Bank 7 - system loan		164,480.08
2600 · CPLTD:2621 · Bank 2 - Term loan	0.00	
2600 · CPLTD:2622 · F & M - Term loan	0.00	
2600 · CPLTD:2623 · F&M Bank 5397500	0.00	
2600 · CPLTD:2624 · F&M Bank 5401300	0.00	
2600 · CPLTD:2625 · Bank 2 - system loan USDA	0.00	
2600 · CPLTD:2626 · Bank 2 - system loan	0.00	
2600 · CPLTD:2626 · Bank 2 - system loan:2627 · Bank 2 - system loan TN	0.00	
2600 · CPLTD:2626 · Bank 2 - system loan:2628 · Bank 2 - system loan KY	0.00	
2600 · CPLTD:2629 · Bank 7 1004537	0.00	
2700 · LTD:2707 · Bank 7 - system loan		4,047,927.87
2700 · LTD:2721 · Bank 2 - Term loan	0.00	
2700 · LTD:2722 · F & M - Term loan	0.00	
2700 · LTD:2723 · F&M Bank 5397500	0.00	
2700 · LTD:2724 · F&M Bank 5401300	0.00	
2700 · LTD:2725 · Bank 2 - system loan USDA	0.00	
2700 · LTD:2726 · Bank 2 - system loan	0.00	
2700 · LTD:2726 · Bank 2 - system loan:2727 · Bank 2 - system loan TN	0.00	
2700 · LTD:2726 · Bank 2 - system loan:2728 · Bank 2 - system loan KY	0.00	
2700 · LTD:2729 · Bank 7 1004537	0.00	
2900 · Minority interest		886,982.47
3000 · Opening Bal Equity		450,000.00
3000 · Opening Bal Equity:3103 · Member Interest		2,113,849.16
3900 · Retained Earnings	479,362.68	
3904 · AOCI - Billing adjustment		4,781.63
3999 · Returned Cash Flow	1,234,459.26	
Revenue:414 · Other Utility Operating Income:414.91 · Prior Period Billing Adj	661.38	
Revenue:414 · Other Utility Operating Income:414.94 · Engine Oil Changes		1,140.00
Revenue:414 · Other Utility Operating Income:414.95 · Irrigation Engine Rent		9,200.00
Revenue:414 · Other Utility Operating Income:414.96 · Unbilled Revenues	22,810.00	
Revenue:414 · Other Utility Operating Income:414.98 · Sale tax remuneration		766.08
Revenue:480 · Customer Classes:480.01 · Residential Tariff		587,665.31
Revenue:480 · Customer Classes:480.02 · Residential Cust Chrg		294,966.00
Revenue:480 · Customer Classes:480.09 · Residential PGA		264,356.19
Revenue:480 · Customer Classes:481.11 · Commercial Tariff		219,707.63
Revenue:480 · Customer Classes:481.12 · Commercial Cust Chrg		34,714.00

Fort Cobb Fuel Authority
Trial Balance
As of December 31, 2017

	Dec 31, 17	
	Debit	Credit
Revenue:480 · Customer Classes:481.19 · Commercial PGA		114,534.58
Revenue:480 · Customer Classes:481.21 · Industrial Tarrif		102,770.47
Revenue:480 · Customer Classes:481.29 · Industrial PGA		12,178.15
Revenue:480 · Customer Classes:481.31 · Agriculture Heat Tariff		190,974.30
Revenue:480 · Customer Classes:481.32 · Agriculture Heat Cust Chrg		4,080.00
Revenue:480 · Customer Classes:481.39 · Agriculture Heat PGA		137,673.61
Revenue:480 · Customer Classes:481.41 · Agricultural Power (IG) Tarrif		42,189.30
Revenue:480 · Customer Classes:481.42 · Agricultural Power Cust Chrg		9,704.00
Revenue:480 · Customer Classes:481.49 · Agricultural Power (IG) PGA		32,281.27
Revenue:488 · Penalties & service charges		17,794.83
Revenue:494 · Interdepartment Rent:494.15 · IDR Kentucky		1,176.00
Revenue:494 · Interdepartment Rent:494.16 · IDR Tennessee		4,188.00
Cost of Goods Sold:804 · City Gate Purchases	499,178.00	
Cost of Goods Sold:812 · Gas used for Utility Operation	3,771.38	
Cost of Goods Sold:851 · Sys Cntrl & load dispatching	46,241.00	
5098 · Deferred fuel cost	118,992.00	
Direct Costs:403 · Depreciation Expense	193,910.66	
Direct Costs:407 · Other Amortization	41,494.10	
Direct Costs:874 · Mains & Services	268,250.00	
Direct Costs:887 · Maintenance of Mains	16,519.63	
Direct Costs:893 · Maintenance of Meters	44,145.00	
Indirect Costs:903 · Customer Records & Collection	5,965.26	
Indirect Costs:904 · Bad Debt	16,539.90	
Indirect Costs:908 · Customer Assistance	96,285.00	
Indirect Costs:920 · Administration & Gen Sales	308,266.00	
Indirect Costs:921 · Office Supplies	71,473.00	
Indirect Costs:923 · Outside Services	71,528.00	
Indirect Costs:924 · Insurance	52,160.00	
Indirect Costs:925 · I/D - Safety & Security	17,345.00	
Indirect Costs:926 · Employee Benefits	168,735.00	
Indirect Costs:928 · Regulatory Commission Exp	17,494.31	
Indirect Costs:931 · Rents	224,041.00	
Indirect Costs:932 · Maintenance of General Plant	3,487.00	
Other Income:417 · Revenue non-utility operation		14,357.00
Other Income:419 · Interest Income		15.88
Other Expense:408 · Ad-Valorem Tax	55,967.00	
Other Expense:427 · Interest Expense	264,608.51	
TOTAL	**16,658,239.97**	**16,658,239.97**

3:07 PM
04/17/19
Accrual Basis

Navitas Utility Corporation
Balance Sheet
As of December 31, 2018

	Dec 31, 18
ASSETS	
Current Assets	
Checking/Savings	
1100 · Cash	
1107 · Checking - Bank 7	-112,884.85
1183 · Cash Drawer - Kevin Pearcy	1,144.35
Total 1100 · Cash	-111,740.50
Total Checking/Savings	-111,740.50
Accounts Receivable	
1200 · A/R	
1201 · From managed systems	910,174.88
Total 1200 · A/R	910,174.88
Total Accounts Receivable	910,174.88
Other Current Assets	
1300 · Inventory	
1301 · Meter & regulator parts	38,495.36
1302 · Certified system parts	196,800.40
1300 · Inventory - Other	1,323.12
Total 1300 · Inventory	236,618.88
1400 · Prepaids	
1402 · Deposits w/ vendors	12,155.00
1403 · Insurance	31,639.92
1406 · Prepaid OCC Pipeline Safety Fee	13,277.66
1408 · Prepaid Expense	14,182.66
Total 1400 · Prepaids	71,255.24
Total Other Current Assets	307,874.12
Total Current Assets	1,106,308.50
Fixed Assets	
1600 · P and E	
1601 · Autos and pickups	611,062.61
1602 · Trucks	240,628.88
1603 · Heavy equipment	215,642.47
1604 · Tools and equipment	174,989.03
1605 · Office equipment	163,794.35
1607 · Meters and regulators	798,761.73
1651 · A/D - Autos & pickups	-391,039.54
1652 · A/D - Trucks	-79,497.30
1653 · A/D - Heavy equipment	-153,095.24
1654 · A/D - Tools & equipment	-151,871.52
1655 · A/D - Office equipment	-141,940.22
1657 · A/D - Meters & regulators	-487,816.55
Total 1600 · P and E	799,618.70
Total Fixed Assets	799,618.70

Navitas Utility Corporation
Balance Sheet
As of December 31, 2018

	Dec 31, 18
Other Assets	
1800 · OLTA	
1801 · Organizational costs	11,911.50
1802 · Investment in - NALLC	237,294.25
1803 · Investment In - Nav Comm	55,235.90
1852 · A/D - Org costs	-11,911.50
Total 1800 · OLTA	292,530.15
2000 · Acquisition clearing account	300.00
Total Other Assets	292,830.15
TOTAL ASSETS	**2,198,757.35**
LIABILITIES & EQUITY	
Liabilities	
Current Liabilities	
Accounts Payable	
2200 · A/P	
2221 · Vendors	637,049.30
Total 2200 · A/P	637,049.30
Total Accounts Payable	637,049.30
Credit Cards	
2271 · Bank 7 Credit Cards	
2200 - Controller	-14.64
2273 · Joseph Irwin 0126	282.68
2274 · Jerry Walker 0794	735.37
2276 · Trenda Kelley 0760	1,176.00
2278 · Trenton Pearcy 1461	17.02
2282 · Thomas Hartline 1008	5,093.60
2283 · Steven Yearwood 1388 - old 0810	41.98
2284 · Sam Crenshaw 0802	10.85
2285 · Jeff Fogle 0745	38.10
2286 · Darrel Gregory 0737	56.66
2288 · Kevin Pearcy 0869	4,747.20
2289 · Bruce Lynn 0844	2,382.88
2290 · Scott Kniess 0851	179.00
2291 · Ross Modglin 1222	4,121.44
2293 · Noelle Ward 0885	1,247.35
2294 · Chris Crenshaw 1081	1,866.37
2295 · Colin Ratkowski 1354	650.69
2296 · Jerod Shaw 1420	60.13
Total 2271 · Bank 7 Credit Cards	22,692.68
2299 · Dell Revolving Business Account	1,020.86
Total Credit Cards	23,713.54
Other Current Liabilities	
2300 · NP	
2304 · IPL - AFCO	31,487.23
Total 2300 · NP	31,487.23
2400 · A/E	
2431 · Other	11,400.00
Total 2400 · A/E	11,400.00

Navitas Utility Corporation
Balance Sheet
As of December 31, 2018

	Dec 31, 18
2600 · CPLTD	
2622 · ALLY - Truck 17348	6,655.02
2625 · F&M - New Case Excavator	6,646.97
2627 · ALLY - Truck 84546	5,247.17
2628 · FMC - Truck 85722	9,289.57
2629 · GMF - Truck 66930	6,509.08
2630 · FMC - Truck 65305	13,621.56
2631 · FMC - Truck 59706	9,798.51
2632 · GMF - Truck 22354	5,946.60
Total 2600 · CPLTD	63,714.48
Total Other Current Liabilities	106,601.71
Total Current Liabilities	767,364.55
Long Term Liabilities	
2700 · LTD	
2722 · ALLY - Truck 17348	9,248.43
2725 · F&M - New Case Excavator	15,529.76
2727 · ALLY - Truck 84546	3,662.77
2728 · FMC - Truck 85722	32,252.13
2729 · GMF - Truck 66930	23,208.08
2730 · FMC - Truck 65305	50,631.08
2731 · FMC - Truck 59706	41,330.11
2732 · GMF - Truck 22354	27,092.31
Total 2700 · LTD	202,954.67
2800 · DL	
2832 · Accrued Insurance Deductible	79,640.73
2833 · Accrued non-W/C Disability	18,880.00
2899 · Prepaid vehicle lease	66,000.00
Total 2800 · DL	164,520.73
Total Long Term Liabilities	367,475.40
Total Liabilities	1,134,839.95
Equity	
3000 · Equity	
3101 · Common stock	66,000.00
3201 · Additional paid-in capital	113,723.20
3901 · Accum other compre incom	50,966.38
Total 3000 · Equity	230,689.58
3301 · Retained Earnings	982,614.85
3999 · Returned Cash Flow	-55,000.00
Net Income	-94,387.03
Total Equity	1,063,917.40
TOTAL LIABILITIES & EQUITY	**2,198,757.35**

3:10 PM
04/17/19
Accrual Basis

Navitas Utility Corporation
Profit & Loss
January through December 2018

		Jan - Dec 18
Ordinary Income/Expense		
Income		
400 · Operating revenue		
4100 · Revenue		
4111 · Service crews	3,698,512.00	
4112 · Commodity sales	3,097,443.59	
4114 · Construction crews	1,336.30	
4100 · Revenue - Other	21.62	
Total 4100 · Revenue		6,797,313.51
Total 400 · Operating revenue		6,797,313.51
Total Income		6,797,313.51
Cost of Goods Sold		
Cost of Goods Sold		
800 · Well Head Purchases		
800.15 · Well Head Purchases OK	13,046.00	
Total 800 · Well Head Purchases		13,046.00
804 · City Gate Purchases		
804.15 · City Gate Purchases KY	915,084.85	
804.16 · City Gate Purchases TN	152,162.53	
804.28 · City Gate Purchases TX	142,986.78	
804.46 · City Gate Purchases OK	1,681,120.18	
Total 804 · City Gate Purchases		2,891,354.34
805 · Other Gas Purchases		
805.46 · Other Gas Purchases OK	387.00	
Total 805 · Other Gas Purchases		387.00
851.46 · Sys Cntrl & load dispatching OK		86,142.12
855.46 · Other util comp state OK		489.76
Total Cost of Goods Sold		2,991,419.22
Total COGS		2,991,419.22
Gross Profit		3,805,894.29
Expense		
Direct Costs		
403 · Depreciation Expense		161,649.38
5099 · Direct costs pre 2013		
5100 · Services	0.00	
Total 5099 · Direct costs pre 2013		0.00
874 · Mains & Services Expense		
874.15 · Mains & Services Expense KY	28,925.81	
874.16 · Mains & Services Expense TN	72,727.33	
874.28 · Mains & Services Expense TX	577.09	
874.46 · Mains & Services Expense OK	607,900.59	
Total 874 · Mains & Services Expense		710,130.82
887 · Maintenance of Mains		
887.15 · Maintenance of Mains KY	26,263.40	
887.16 · Maintenance of Mains TN	4,218.33	
887.28 · Maintenance of Mains TX	4,503.62	
887.46 · Maintenance of Mains OK	91,151.98	
887 · Maintenance of Mains - Other	1,633.00	
Total 887 · Maintenance of Mains		127,770.33

Navitas Utility Corporation
Profit & Loss
January through December 2018

	Jan - Dec 18	
893 · Maintenance of Meters	154,489.77	
894 · Maintenance of Other Equipment	44,339.09	
Total Direct Costs		1,198,379.39
Indirect Costs		
903 · Customer Records & Collection		
6130 · Postage	19,457.69	
6230 · Utilities	13,938.16	
6320 · Bank fees	3,678.82	
6410 · Lic, permit, member	20,130.32	
903.16 · Customer Records TN	1,247.30	
903.46 · Customer Records OK	12,935.64	
903 · Customer Records & Collection - Other	5,214.00	
Total 903 · Customer Records & Collection		76,601.93
904 · Bad Debt		442,534.20
908 · Customer Assistance		
908.46 · Customer Assistance OK	108,260.31	
908 · Customer Assistance - Other	110,208.59	
Total 908 · Customer Assistance		218,468.90
920 · Administration & Gen Sales		868,885.68
921 · Office Supplies		
6110 · Comm equip	5,279.78	
6120 · Comm serv	46,706.54	
6140 · Office consumables	38,000.44	
6242 · Fuel	47,301.01	
921.15 · Office Supplies KY	57.00	
921.16 · Office Supplies TN	15,591.37	
921.28 · Office Supplies TX	140.16	
921.46 · Office Supplies OK	59,666.84	
921 · Office Supplies - Other	2,105.90	
Total 921 · Office Supplies		214,849.04
923 · Outside Services		
6241 · Contracted Transportation	10,887.98	
6420 · Tax consult & filing	42,832.45	
6425 · Legal	430.00	
923.15 · Outside Services KY	9,238.79	
923.16 · Outside Services TN	26,414.43	
923.46 · Outside Services OK	70,249.20	
923 · Outside Services - Other	78,047.63	
Total 923 · Outside Services		238,100.48
924 · Insurance		139,797.45
925 · I/D - Safety & Security		
6445 · Safety & security	13,277.70	
925 · I/D - Safety & Security - Other	52,253.67	
Total 925 · I/D - Safety & Security		65,531.37
926 · Employee benefits		416,354.55
930 · Misc Gen Expense		0.00
931 · Rents		14,292.98

Navitas Utility Corporation
Profit & Loss
January through December 2018

	Jan - Dec 18
932 · Maintenance of General Plant	
6220 · Facilities	875.00
932 · Maintenance of General Plant - Other	13,001.67
Total 932 · Maintenance of General Plant	13,876.67
Total Indirect Costs	2,709,293.25
Total Expense	3,907,672.64
Net Ordinary Income	-101,778.35
Other Income/Expense	
Other Income	
Other Income	
415 · Revenue Material/Constr Sale	1,649.72
417 · Revenue non-utility operation	108,621.84
Total Other Income	110,271.56
Total Other Income	110,271.56
Other Expense	
Other Expense	
426.10 · Donations	50.00
426.30 · Penalties	645.56
427 · Interest Expense	42,184.68
435 · Extraordinary Expense	60,000.00
Total Other Expense	102,880.24
Total Other Expense	102,880.24
Net Other Income	7,391.32
Net Income	**-94,387.03**

3:29 PM
04/17/19
Accrual Basis

Navitas TN NG, LLC
Balance Sheet
As of December 31, 2018

	Dec 31, 18
ASSETS	
Current Assets	
Checking/Savings	
1100 · Cash	
1107 · Checking - Bank 7	-173.22
1125 · Checking - First Volunteer	4,021.39
Total 1100 · Cash	3,848.17
Total Checking/Savings	3,848.17
Accounts Receivable	
1200 · A/R	
1243 · Customers	172,768.02
Total 1200 · A/R	172,768.02
Total Accounts Receivable	172,768.02
Other Current Assets	
1400 · Prepaids	
1401 · Prepaid TRA Pipeline Safety	1,855.60
1402 · Deposits to Vendors	8,000.00
Total 1400 · Prepaids	9,855.60
1500 · CIEB	
1521 · ACA asset	16,757.00
Total 1500 · CIEB	16,757.00
Total Other Current Assets	26,612.60
Total Current Assets	203,228.79
Fixed Assets	
1700 · F/A	
1720 · Land	260.00
1721 · Mains - Built systems	21,532.25
1722 · Services - Built systems	83,767.46
1724 · Mains - Acq systems	1,737,313.00
1727 · Mains - Acq adjustment	-263,960.00
1728 · Services - Acq adjustment	-3,726.51
1771 · A/D - Mains B/S	-6,588.05
1772 · A/D - Services B/S	-10,352.08
1774 · A/D - Mains A/S	-1,210,315.60
1777 · A/D - Mains A/A	105,584.00
1778 · A/D - Services A/A	3,828.49
Total 1700 · F/A	457,342.96
Total Fixed Assets	457,342.96
Other Assets	
1800 · OLTA	
1831 · Organizational costs	179,327.38
1832 · Legal Costs	150,676.78
1881 · A/A - Organizational costs	-141,451.47
1882 · A/A - Legal Costs	-140,592.91
Total 1800 · OLTA	47,959.78
Total Other Assets	47,959.78
TOTAL ASSETS	**708,531.53**

Navitas TN NG, LLC
Balance Sheet
As of December 31, 2018

	Dec 31, 18
LIABILITIES & EQUITY	
Liabilities	
Current Liabilities	
Accounts Payable	
2200 · A/P	
2203 · Taxes	11,720.96
2233 · Other	102,693.29
Total 2200 · A/P	114,414.25
Total Accounts Payable	114,414.25
Other Current Liabilities	
2300 · NP	
2307 · LOC - Bank 7	75,000.00
Total 2300 · NP	75,000.00
2400 · A/E	
2402 · Advalorem Tax Payable	11,493.00
2404 · Customer Refunds Payable	1,100.18
2413 · Customer Deposits	19,265.00
2414 · Refundable Aid-To-Construct	7,034.20
2415 · Level Pay Customers	20,902.40
Total 2400 · A/E	59,794.78
2403 · Sales Tax Payable	
2405 · Franchise Tax	2,522.23
2406 · Sales Tax - State, County, City	3,005.54
2407 · Gross Receipts Tax	54,139.51
Total 2403 · Sales Tax Payable	59,667.28
2600 · CPLTD	
2607 · Bank 7 - System Loan	20,507.05
Total 2600 · CPLTD	20,507.05
Total Other Current Liabilities	214,969.11
Total Current Liabilities	329,383.36
Long Term Liabilities	
2700 · LTD	
2707 · Bank 7 - System Loan	450,841.88
Total 2700 · LTD	450,841.88
Total Long Term Liabilities	450,841.88
Total Liabilities	780,225.24
Equity	
3000 · Opening Bal Equity	
3103 · Member Interest	492,978.72
3000 · Opening Bal Equity - Other	72,400.00
Total 3000 · Opening Bal Equity	565,378.72
3900 · Retained Earnings	-573,984.58
3999 · Returned Cash Flow	-52,978.72
Net Income	-10,109.13
Total Equity	-71,693.71
TOTAL LIABILITIES & EQUITY	**708,531.53**

3:27 PM
04/17/19
Accrual Basis

Navitas TN NG, LLC
Profit & Loss
January through December 2018

	Jan - Dec 18
Ordinary Income/Expense	
Income	
Revenue	
414 · Other Utility Operating Income	
414.96 · Unbilled Revenues	16,317.00
Total 414 · Other Utility Operating Income	16,317.00
480 · Customer Classes	
480.01 · Residential Tariff	182,265.03
480.02 · Residential Cust Chrg	47,241.00
480.09 · Residential PGA	84,713.26
481.11 · Commercial Tariff	137,159.02
481.12 · Commercial Cust Chrg	10,467.00
481.19 · Commercial PGA	82,398.99
482.01 · Government Tariff	137,717.61
482.02 · Government Cust Chrg	2,786.00
482.09 · Government PGA	91,024.88
480 · Customer Classes - Other	50.00
Total 480 · Customer Classes	775,822.79
488.00 · Penalties & service charges	15,343.16
Total Revenue	807,482.95
Total Income	807,482.95
Cost of Goods Sold	
Cost of Goods Sold	
804 · City Gate Purchases	298,271.82
812 · Gas used for Utility Operation	878.34
Total Cost of Goods Sold	299,150.16
Total COGS	299,150.16
Gross Profit	508,332.79
Expense	
Direct Costs	
403 · Depreciation Expense	32,616.64
407 · Other Amortization	24,624.43
874 · Mains & Services	74,719.00
887 · Maintenance of Mains	3,727.00
893 · Maintenance of Meters	17,560.00
Total Direct Costs	153,247.07
Indirect Costs	
903 · Customer Records & Collection	12,979.97
904 · Bad Debt	1,409.54
908 · Customer Assistance	12,526.00
920 · Administration & Gen Sales	96,178.00
921 · Office Supplies	32,269.00
923 · Outside Services	38,985.00
924 · Insurance	23,282.35

Navitas TN NG, LLC
Profit & Loss
January through December 2018

	Jan - Dec 18
925 · I/D - Safety & Security	6,940.00
926 · Employee Benefits	46,110.00
928 · Regulatory Commission Expense	1,343.11
930 · Misc General Expense	0.00
931 · Rents	43,948.00
932 · Maintenance of General Plant	1,127.00
Total Indirect Costs	317,097.97
Total Expense	470,345.04
Net Ordinary Income	37,987.75
Other Income/Expense	
Other Expense	
Other Expense	
408 · Ad-Valorem Tax	12,847.25
427 · Interest Expense	35,249.63
Other Expense - Other	0.00
Total Other Expense	48,096.88
Total Other Expense	48,096.88
Net Other Income	-48,096.88
Net Income	**-10,109.13**

3:34 PM
04/17/19
Accrual Basis

Navitas Assets, LLC
Balance Sheet
As of December 31, 2018

	Dec 31, 18
ASSETS	
Current Assets	
Checking/Savings	
1100 · Cash	
1112 · Checking - F&M Bank	7,065.94
Total 1100 · Cash	7,065.94
Total Checking/Savings	7,065.94
Accounts Receivable	
1200 · A/R	
1242 · Customers	72,858.04
Total 1200 · A/R	72,858.04
Total Accounts Receivable	72,858.04
Other Current Assets	
1400 · Prepaids	5,171.82
Total Other Current Assets	5,171.82
Total Current Assets	85,095.80
Fixed Assets	
1600 · P and E	
1606 · Leasehold Improvements	708,037.91
1607 · Tools & Equipment	11,310.85
1649 · Rural reinvestment equipment	35,970.30
1656 · A/D - Leasehold Improvements	-252,387.31
1657 · A/D - Tools & Equipment	-7,817.81
1699 · A/D - Rural reinvestement equip	-28,776.24
Total 1600 · P and E	466,337.70
1700 · F/A	
1711 · Pipe	119,200.00
1720 · Land	574,557.91
1761 · A/D - Pipe	-53,362.67
Total 1700 · F/A	640,395.24
Total Fixed Assets	1,106,732.94
Other Assets	
1800 · OLTA	
1811 · Organizational costs	242,700.68
1812 · Investment in - FCFA	860,221.67
1813 · Investment in - Navitas TN NG	-71,693.00
1814 · Investment in - Navitas KY NG	203,582.72
1815 · Investment In - Navitas TX NG	-23,645.00
1862 · A/D - Org costs	-242,700.68
Total 1800 · OLTA	968,466.39
Total Other Assets	968,466.39
TOTAL ASSETS	**2,160,295.13**

Navitas Assets, LLC
Balance Sheet
As of December 31, 2018

	Dec 31, 18	
LIABILITIES & EQUITY		
Liabilities		
Current Liabilities		
Accounts Payable		
2200 · A/P		
2202 · Taxes	5,171.80	
2232 · Other	2,925.00	
Total 2200 · A/P		8,096.80
Total Accounts Payable		8,096.80
Other Current Liabilities		
2600 · CPLTD		
2602 · Costa Mesa Corp Office - F&M	53,861.76	
Total 2600 · CPLTD		53,861.76
Total Other Current Liabilities		53,861.76
Total Current Liabilities		61,958.56
Long Term Liabilities		
2700 · LTD		
2702 · Costa Mesa Corp Office - F&M	728,421.44	
Total 2700 · LTD		728,421.44
Total Long Term Liabilities		728,421.44
Total Liabilities		790,380.00
Equity		
3000 · Equity		
3002 · Opening bal equity	10,000.00	
3102 · Member interest	2,076,162.70	
3900 · Accum other compre income		
3903 · AOCI - N1	-212,040.00	
Total 3900 · Accum other compre income	-212,040.00	
Total 3000 · Equity		1,874,122.70
3302 · Retained Earnings		-1,033,809.00
3999 · Returned Cash Flow		-37,500.00
Net Income		567,101.43
Total Equity		1,369,915.13
TOTAL LIABILITIES & EQUITY		**2,160,295.13**

3:34 PM
04/17/19
Accrual Basis

Navitas Assets, LLC
Profit & Loss
January through December 2018

	Jan - Dec 18
Ordinary Income/Expense	
Income	
4100 · Revenue	
4153 · Asset billing	81,563.50
Total 4100 · Revenue	81,563.50
494 · Interdepartment rents	
494.15 · IDR Kentucky	3,132.00
494.16 · IDR Tennessee	10,464.00
494.28 · IDR Texas	24.00
494.46 · IDR Oklahoma	78,432.00
Total 494 · Interdepartment rents	92,052.00
Total Income	173,615.50
Gross Profit	173,615.50
Expense	
Direct Costs	
403 · Depreciation Expense	46,766.82
Total Direct Costs	46,766.82
Indirect Costs	
903 · Customer Records & Collection	
6410 · Lic, permit, member	6,911.02
Total 903 · Customer Records & Collection	6,911.02
923 · Outside Services	
6420 · Tax consult & filing	3,725.00
Total 923 · Outside Services	3,725.00
Total Indirect Costs	10,636.02
Total Expense	57,402.84
Net Ordinary Income	116,212.66
Other Income/Expense	
Other Income	
Other Income	
417 · Revenue non-utility operation	493,509.00
Total Other Income	493,509.00
Total Other Income	493,509.00
Other Expense	
Other expense	
408 · Ad Valoreum tax	10,301.78
427 · Interest expense	32,318.45
Total Other expense	42,620.23
Total Other Expense	42,620.23
Net Other Income	450,888.77
Net Income	**567,101.43**

3:39 PM
04/17/19
Accrual Basis

Fort Cobb Fuel Authority
Balance Sheet
As of December 31, 2018

	Dec 31, 18
ASSETS	
Current Assets	
Checking/Savings	
1100 · Cash	
1107 · Checking - Bank 7	869.68
1121 · Deposit - First State Bank	1,317.56
1122 · Deposit - Bank of Hydro	1,255.65
1123 · Deposit - Legacy Bank checking	19.36
1125 · Deposit - Ardmore Bank	3,212.03
1126 · Deposit - Farmers State Bank	1,261.08
1181 · Money Market - Legacy Bank	1,685.55
Total 1100 · Cash	9,620.91
Total Checking/Savings	9,620.91
Accounts Receivable	
1200 · A/R	
1243 · Customers	371,738.60
1253 · Other	4,392.00
Total 1200 · A/R	376,130.60
Total Accounts Receivable	376,130.60
Other Current Assets	
1300 · Inventory	
1353 · System work in progress	5,884.53
Total 1300 · Inventory	5,884.53
1400 · Prepaids	
1405 · Prepaid OCC PUD Fee	897.89
Total 1400 · Prepaids	897.89
1500 · CIEB	
1581 · Unbilled current period	53,816.00
Total 1500 · CIEB	53,816.00
Total Other Current Assets	60,598.42
Total Current Assets	446,349.93
Fixed Assets	
1600 · P and E	
1606 · Leasehold improvements	609,018.43
1656 · A/D - Leasehold improvements	-273,332.42
Total 1600 · P and E	335,686.01
1700 · F/A	
1720 · Land	121,953.00
1721 · Mains - Built systems	855,602.86
1722 · Services - Built systems	407,677.31
1724 · Mains - Acq systems	4,484,221.50
1725 · Services - Acq systems	83,179.00
1727 · Mains - Acq adjustment	1,693,295.02
1771 · A/D - Mains B/S	-188,820.01
1772 · A/D - Services B/S	-38,081.18
1774 · A/D - Mains A/S	-3,760,443.92
1775 · A/D - Services A/S	-44,956.33
1777 · A/D - Mains A/A	-1,274,663.59
Total 1700 · F/A	2,338,963.66
Total Fixed Assets	2,674,649.67

Fort Cobb Fuel Authority
Balance Sheet
As of December 31, 2018

		Dec 31, 18
Other Assets		
1800 · OLTA		
1813 · Investment in - NOK3		156,833.23
1814 · Investment in - LeAnn Div		1,573,513.22
1815 · Investment in - Navitas 1		-212,055.24
1816 · Investment in - Navitas-WinStar		2,186,021.62
1821 · Organizational costs		
1822 · Org Costs - Navitas WinStar	157,430.00	
1821 · Organizational costs - Other	250,007.03	
Total 1821 · Organizational costs		407,437.03
1872 · A/A - Organizational costs		-387,184.31
Total 1800 · OLTA		3,724,565.55
Total Other Assets		3,724,565.55
TOTAL ASSETS		**6,845,565.15**
LIABILITIES & EQUITY		
Liabilities		
Current Liabilities		
Accounts Payable		
2200 · A/P		
2203 · Taxes	33,494.04	
2233 · Other	232,992.41	
Total 2200 · A/P		266,486.45
Total Accounts Payable		266,486.45
Other Current Liabilities		
2300 · NP		
2302 · ML - RV	10,000.00	
2304 · ML - WinStar	215,000.00	
2307 · LOC - Bank 7	500,000.00	
Total 2300 · NP		725,000.00
2400 · A/E		
2403 · Sales Tax Payable	-20,897.85	
2404 · Customer Refunds Payable	1,924.69	
2405 · Franchise Tax Pay-Binger	-1,037.89	
2406 · Franchise Tax Pay-Gracemont	119.98	
2407 · Franchise Tax Pay-Eakly	1,803.63	
2408 · Franchise Tax Pay-Colony	84.42	
2409 · Franchise Tax Pay-Lookeba	60.72	
2410 · Franchise Tax Pay-Bridgeport	10.03	
2411 · Franchise Tax Pay-Velma	-2,409.34	
2412 · Franchise Tax Clearing Account	5,407.99	
2413 · Customer Deposits	45,645.00	
2414 · Refundable Aid-To-Construct	400.00	
2415 · Level Pay Customers	22,197.67	
2499 · EEP Collections Payable	6,796.15	
Total 2400 · A/E		60,105.20
2500 · BIEC		
2501 · PGA liability	16,105.00	
Total 2500 · BIEC		16,105.00

Fort Cobb Fuel Authority
Balance Sheet
As of December 31, 2018

	Dec 31, 18
2600 · CPLTD	
2607 · Bank 7 - system loan	175,497.98
Total 2600 · CPLTD	175,497.98
Total Other Current Liabilities	976,708.18
Total Current Liabilities	1,243,194.63
Long Term Liabilities	
2700 · LTD	
2707 · Bank 7 - system loan	3,858,273.67
Total 2700 · LTD	3,858,273.67
Total Long Term Liabilities	3,858,273.67
Total Liabilities	5,101,468.30
Equity	
2900 · Minority interest	861,659.47
3000 · Opening Bal Equity	
3103 · Member Interest	2,321,489.16
3000 · Opening Bal Equity - Other	450,000.00
Total 3000 · Opening Bal Equity	2,771,489.16
3900 · Retained Earnings	-1,012,798.21
3904 · AOCI - Billing adjustment	6,701.17
3999 · Returned Cash Flow	-1,234,459.26
Net Income	351,504.52
Total Equity	1,744,096.85
TOTAL LIABILITIES & EQUITY	**6,845,565.15**

3:38 PM
04/17/19
Accrual Basis

Fort Cobb Fuel Authority
Profit & Loss
January through December 2018

		Jan - Dec 18
Ordinary Income/Expense		
Income		
Revenue		
414 · Other Utility Operating Income		
414.94 · Engine Oil Changes	1,290.00	
414.95 · Irrigation Engine Rent	10,100.00	
414.96 · Unbilled Revenues	13,223.00	
Total 414 · Other Utility Operating Income		24,613.00
480 · Customer Classes		
480.01 · Residential Tariff	739,666.55	
480.02 · Residential Cust Chrg	289,512.00	
480.09 · Residential PGA	281,574.36	
481.11 · Commercial Tariff	298,014.79	
481.12 · Commercial Cust Chrg	34,408.00	
481.19 · Commercial PGA	127,598.31	
481.21 · Industrial Tarrif	145,524.30	
481.29 · Industrial PGA	83,980.91	
481.31 · Agriculture Heat Tariff	202,306.80	
481.32 · Agriculture Heat Cust Chrg	4,080.00	
481.39 · Agriculture Heat PGA	121,786.36	
481.41 · Agricultural Power (IG) Tarrif	61,641.66	
481.42 · Agricultural Power Cust Chrg	9,480.00	
481.49 · Agricultural Power (IG) PGA	40,851.47	
Total 480 · Customer Classes		2,440,425.51
488 · Penalties & service charges		17,933.91
494 · Interdepartment Rent		
494.15 · IDR Kentucky	1,416.00	
494.16 · IDR Tennessee	4,728.00	
494.28 · IDR Texas	12.00	
494.46 · IDR Oklahoma	22,062.00	
Total 494 · Interdepartment Rent		28,218.00
Total Revenue		2,511,190.42
Total Income		2,511,190.42
Cost of Goods Sold		
Cost of Goods Sold		
804 · City Gate Purchases	579,910.00	
812 · Gas used for Utility Operation	6,059.76	
851 · Sys Cntrl & load dispatching	59,053.00	
Total Cost of Goods Sold		645,022.76
5098 · Deferred fuel cost		25,119.00
Total COGS		670,141.76
Gross Profit		1,841,048.66
Expense		
Direct Costs		
403 · Depreciation Expense	200,914.35	
407 · Other Amortization	27,033.47	
874 · Mains & Services	265,650.00	
887 · Maintenance of Mains	-88,348.00	
893 · Maintenance of Meters	58,306.00	
Total Direct Costs		463,555.82

Fort Cobb Fuel Authority
Profit & Loss
January through December 2018

	Jan - Dec 18
Indirect Costs	
903 · Customer Records & Collection	36,216.06
904 · Bad Debt	3,786.64
908 · Customer Assistance	89,545.00
920 · Administration & Gen Sales	319,453.00
921 · Office Supplies	81,520.28
923 · Outside Services	75,706.00
924 · Insurance	54,148.00
925 · I/D - Safety & Security	23,050.00
926 · Employee Benefits	153,101.00
928 · Regulatory Commission Exp	-12,084.24
931 · Rents	231,393.00
932 · Maintenance of General Plant	4,160.00
Total Indirect Costs	1,059,994.74
Total Expense	1,523,550.56
Net Ordinary Income	317,498.10
Other Income/Expense	
Other Income	
Other Income	
417 · Revenue non-utility operation	373,522.31
419 · Interest Income	19.77
Total Other Income	373,542.08
Total Other Income	373,542.08
Other Expense	
Other Expense	
408 · Ad-Valorem Tax	54,821.00
427 · Interest Expense	284,714.66
Total Other Expense	339,535.66
Total Other Expense	339,535.66
Net Other Income	34,006.42
Net Income	**351,504.52**

ITEM 12 (REVENUE DEFICIENCY)

Line		Test	Adjust	Attrition	Item
	Non Commodity Revenue Deficiency				
1	NC revenue requirement			637,290	
2	NC revenue TCY	508,333			#11
3	**Revenue Deficiency**			128,957	
4	Terms & Conditions Rev			16,536	#26
5	**Target Tariff Rev**			620,754	
6	**TCY T&C Revenue**	15,343			#26
7	**Tariff Rev Deficiency**			127,764	

ITEM 12 (REVENUE REQUIREMENT)

Line		Test	Adjust	Attrition	Item
	Non Commodity Revenue Requirement				
1	NC Revenue Requirement			637,290	
2	Usage -2%/year over 4-years		4%		#22
3	**Non Commodity Revenue**			612,779	
4	**Operating expenses**			492,856	
5	**Operating income**			119,923	

ITEM 12 (OPERATION EXPENSES)

Line		Test	Adjust	Attrition	Item
	Expenses				
1	Direct costs	96,006			
2	Depreciation	57,241			
3	Bad Debt	1,410			
4	Overheads	315,688			
5	Other expenses (AV tax)	12,847			
6	**Total operation expenses**	483,192			
	Adustments				
7	1% annual increarse over 4-years		9,664		#30
8	**Total Attrition Op Expenses**			492,856	

ITEM 12 (OPERATING INCOME)

Line		Test	Adjust	Attrition
1	**Rate Base**			1,093,192
2	**WACC**			10.97%
3	**Required Operating Income**			119,923

Line		Rate	Percentage	Portion	Item
	Debt				
1	Weighted average rate	6.99%			#68
2	Value of personal guarantee	2.00%			
3	**Total cost of debt**	8.99%	67%	6.02%	#82
	Equity				
4	Cost of equity	14.99%			
5	**Total cost of equity**	14.99%	33%	4.95%	#82
6	**WACC**			10.97%	

ITEM 12 (RATE BASE) (56)

Line		Test	Adjust	Attrition	Item
	Additions:				
1	Utility Plant In Service	1,842,872			#56
2	Other Long-term Assets	330,004			#56
3	Working Capital	52,515			#59
4	**Total Additions**	2,225,391			
	Deductions				
5	Accumulated Depreciation	1,117,842			#56
6	Accumulated Amortization	282,044			#56
7	Acquisition Adjustment	(267,687)			#56
8	**Total Deductions**	1,132,199			
9	**Rate Base**	1,093,192			

ITEM 13

Fort Cobb Fuel Authority

Invoice

Date	Invoice #
1/1/2017	1701TN Rent

PAID 04/04/2017

Bill To	Ship To
Navitas TN NG LLC 3186-D Airway Costa Mesa, CA 92626	Navitas TN NG LLC 3186-D Airway Costa Mesa, CA 92626

P.O. Number	Terms	Rep	Ship	Via	F.O.B.	Project
			3/1/2017			

Quantity	Item Code	Description	Price Each	Amount
	Oper Cntr Rent TN	Jan Eakly Office Rent for Tennessee (11% of $3,055/month)	349.00	349.00

Total $349.00

Fort Cobb Fuel Authority

Invoice

Date	Invoice #
2/1/2017	1702TN Rent

PAID
04/04/2017

Bill To	Ship To
Navitas TN NG LLC 3186-D Airway Costa Mesa, CA 92626	Navitas TN NG LLC 3186-D Airway Costa Mesa, CA 92626

P.O. Number	Terms	Rep	Ship	Via	F.O.B.	Project
			2/1/2017			

Quantity	Item Code	Description	Price Each	Amount
	Oper Cntr Rent TN	Feb Eakly Office Rent for Tennessee (11% of $3,055/month)	349.00	349.00

Total $349.00

Fort Cobb Fuel Authority

Invoice

Date	Invoice #
3/1/2017	1703TN Rent

PAID
04/04/2017

Bill To	Ship To
Navitas TN NG LLC 3186-D Airway Costa Mesa, CA 92626	Navitas TN NG LLC 3186-D Airway Costa Mesa, CA 92626

P.O. Number	Terms	Rep	Ship	Via	F.O.B.	Project
			3/1/2017			

Quantity	Item Code	Description	Price Each	Amount
	Oper Cntr Rent TN	Mar Eakly Office Rent for Tennessee (11% of $3,055/month)	349.00	349.00

Total $349.00

Fort Cobb Fuel Authority

Invoice

Date	Invoice #
4/1/2017	1704TN Rent

PAID 08/21/2017

Bill To	Ship To
Navitas TN NG LLC 3186-D Airway Costa Mesa, CA 92626	Navitas TN NG LLC 3186-D Airway Costa Mesa, CA 92626

P.O. Number	Terms	Rep	Ship	Via	F.O.B.	Project
			4/1/2017			

Quantity	Item Code	Description	Price Each	Amount
	Oper Cntr Rent TN	Apr Eakly Office Rent for Tennessee (11% of $3,055/month)	349.00	349.00

Total $349.00

Fort Cobb Fuel Authority

Invoice

Date	Invoice #
5/1/2017	1705TN Rent

PAID 08/21/2017

Bill To	Ship To
Navitas TN NG LLC 3186-D Airway Costa Mesa, CA 92626	Navitas TN NG LLC 3186-D Airway Costa Mesa, CA 92626

P.O. Number	Terms	Rep	Ship	Via	F.O.B.	Project
			5/1/2017			

Quantity	Item Code	Description	Price Each	Amount
	Oper Cntr Rent TN	May Eakly Office Rent for Tennessee (11% of $3,055/month)	349.00	349.00

Total $349.00

Fort Cobb Fuel Authority

Invoice

Date	Invoice #
6/1/2017	1706TN Rent

PAID 08/21/2017

Bill To	Ship To
Navitas TN NG LLC 3186-D Airway Costa Mesa, CA 92626	Navitas TN NG LLC 3186-D Airway Costa Mesa, CA 92626

P.O. Number	Terms	Rep	Ship	Via	F.O.B.	Project
			6/1/2017			

Quantity	Item Code	Description	Price Each	Amount
	Oper Cntr Rent TN	June Eakly Office Rent for Tennessee (11% of $3,055/month)	349.00	349.00

Total $349.00

Fort Cobb Fuel Authority

Invoice

Date	Invoice #
7/1/2017	1707TN Rent

PAID 10/10/2017

Bill To	Ship To
Navitas TN NG LLC 3186-D Airway Costa Mesa, CA 92626	Navitas TN NG LLC 3186-D Airway Costa Mesa, CA 92626

P.O. Number	Terms	Rep	Ship	Via	F.O.B.	Project
			7/1/2017			

Quantity	Item Code	Description	Price Each	Amount
	Oper Cntr Rent TN	July Eakly Office Rent for Tennessee (11% of $3,055/month)	349.00	349.00

Total $349.00

Fort Cobb Fuel Authority

Invoice

Date	Invoice #
8/1/2017	1708TN Rent

PAID 10/10/2017

Bill To	Ship To
Navitas TN NG LLC 3186-D Airway Costa Mesa, CA 92626	Navitas TN NG LLC 3186-D Airway Costa Mesa, CA 92626

P.O. Number	Terms	Rep	Ship	Via	F.O.B.	Project
			8/1/2017			

Quantity	Item Code	Description	Price Each	Amount
	Oper Cntr Rent TN	August Eakly Office Rent for Tennessee (11% of $3,055/month)	349.00	349.00

Total $349.00

Fort Cobb Fuel Authority

Invoice

Date	Invoice #
9/1/2017	1709TN Rent

PAID 10/10/2017

Bill To	Ship To
Navitas TN NG LLC 3186-D Airway Costa Mesa, CA 92626	Navitas TN NG LLC 3186-D Airway Costa Mesa, CA 92626

P.O. Number	Terms	Rep	Ship	Via	F.O.B.	Project
			9/1/2017			

Quantity	Item Code	Description	Price Each	Amount
	Oper Cntr Rent TN	September Eakly Office Rent for Tennessee (11% of $3,055/month)	349.00	349.00

Total $349.00

Fort Cobb Fuel Authority

Invoice

Date	Invoice #
10/1/2017	1710TN Rent

PAID 12/1/2017

Bill To	Ship To
Navitas TN NG LLC 3186-D Airway Costa Mesa, CA 92626	Navitas TN NG LLC 3186-D Airway Costa Mesa, CA 92626

P.O. Number	Terms	Rep	Ship	Via	F.O.B.	Project
			10/1/2017			

Quantity	Item Code	Description	Price Each	Amount
	Oper Cntr Rent TN	October Eakly Office Rent for Tennessee (11% of $3,055/month)	349.00	349.00

Total $349.00

Fort Cobb Fuel Authority

Invoice

Date	Invoice #
11/1/2017	1711TN Rent

PAID 12/11/2017

Bill To	Ship To
Navitas TN NG LLC 3186-D Airway Costa Mesa, CA 92626	Navitas TN NG LLC 3186-D Airway Costa Mesa, CA 92626

P.O. Number	Terms	Rep	Ship	Via	F.O.B.	Project
			11/1/2017			

Quantity	Item Code	Description	Price Each	Amount
	Oper Cntr Rent TN	November Eakly Office Rent for Tennessee (11% of $3,055/month)	349.00	349.00

Total $349.00

Fort Cobb Fuel Authority

Invoice

Date	Invoice #
12/1/2017	1712TN Rent

PAID 12/11/2017

Bill To	Ship To
Navitas TN NG LLC 3186-D Airway Costa Mesa, CA 92626	Navitas TN NG LLC 3186-D Airway Costa Mesa, CA 92626

P.O. Number	Terms	Rep	Ship	Via	F.O.B.	Project
			12/1/2017			

Quantity	Item Code	Description	Price Each	Amount
	Oper Cntr Rent TN	December Eakly Office Rent for Tennessee (11% of $3,055/month)	349.00	349.00

Total $349.00

Fort Cobb Fuel Authority

Invoice

Date	Invoice #
1/1/2018	1801TN Rent

PAID 04/24/2018

Bill To	Ship To
Navitas TN NG LLC 3186-D Airway Costa Mesa, CA 92626	Navitas TN NG LLC 3186-D Airway Costa Mesa, CA 92626

P.O. Number	Terms	Rep	Ship	Via	F.O.B.	Project
			1/1/2018			

Quantity	Item Code	Description	Price Each	Amount
	Oper Cntr Rent TN	January Eakly Office Rent for Tennessee (11% of $3,463/month)	394.00	394.00

Total $394.00

Fort Cobb Fuel Authority

Invoice

Date	Invoice #
2/1/2018	1802TN Rent

PAID 04/24/2018

Bill To	Ship To
Navitas TN NG LLC 3186-D Airway Costa Mesa, CA 92626	Navitas TN NG LLC 3186-D Airway Costa Mesa, CA 92626

P.O. Number	Terms	Rep	Ship	Via	F.O.B.	Project
			2/1/2018			

Quantity	Item Code	Description	Price Each	Amount
	Oper Cntr Rent TN	February Eakly Office Rent for Tennessee (11% of $3,463/month)	394.00	394.00

Total $394.00

Fort Cobb Fuel Authority

Invoice

Date	Invoice #
3/1/2018	1803TN Rent

PAID 04/24/2018

Bill To	Ship To
Navitas TN NG LLC 3186-D Airway Costa Mesa, CA 92626	Navitas TN NG LLC 3186-D Airway Costa Mesa, CA 92626

P.O. Number	Terms	Rep	Ship	Via	F.O.B.	Project
			3/1/2018			

Quantity	Item Code	Description	Price Each	Amount
	Oper Cntr Rent TN	March Eakly Office Rent for Tennessee (11% of $3,463/month)	394.00	394.00

Total $394.00

Fort Cobb Fuel Authority

Invoice

Date	Invoice #
4/1/2018	1804TN Rent

PAID 04/24/2018

Bill To	Ship To
Navitas TN NG LLC 3186-D Airway Costa Mesa, CA 92626	Navitas TN NG LLC 3186-D Airway Costa Mesa, CA 92626

P.O. Number	Terms	Rep	Ship	Via	F.O.B.	Project
			4/1/2018			

Quantity	Item Code	Description	Price Each	Amount
	Oper Cntr Rent TN	April Eakly Office Rent for Tennessee (11% of $3,463/month)	394.00	394.00

Total $394.00

Fort Cobb Fuel Authority

Invoice

Date	Invoice #
5/1/2018	1805TN Rent

PAID 01/21/2019

Bill To	Ship To
Navitas TN NG LLC 3186-D Airway Costa Mesa, CA 92626	Navitas TN NG LLC 3186-D Airway Costa Mesa, CA 92626

P.O. Number	Terms	Rep	Ship	Via	F.O.B.	Project
			5/1/2018			

Quantity	Item Code	Description	Price Each	Amount
	Oper Cntr Rent TN	May Eakly Office Rent for Tennessee (11% of $3,463/month)	394.00	394.00

Total $394.00

Fort Cobb Fuel Authority

Invoice

Date	Invoice #
6/1/2018	1806TN Rent

PAID 01/21/2019

Bill To	Ship To
Navitas TN NG LLC 3186-D Airway Costa Mesa, CA 92626	Navitas TN NG LLC 3186-D Airway Costa Mesa, CA 92626

P.O. Number	Terms	Rep	Ship	Via	F.O.B.	Project
			6/1/2018			

Quantity	Item Code	Description	Price Each	Amount
	Oper Cntr Rent TN	June Eakly Office Rent for Tennessee (11% of $3,463/month)	394.00	394.00

Total $394.00

Fort Cobb Fuel Authority

Invoice

Date	Invoice #
7/1/2018	1807TN Rent

PAID 04/21/2019

Bill To	Ship To
Navitas TN NG LLC 3186-D Airway Costa Mesa, CA 92626	Navitas TN NG LLC 3186-D Airway Costa Mesa, CA 92626

P.O. Number	Terms	Rep	Ship	Via	F.O.B.	Project
			12/1/2018			

Quantity	Item Code	Description	Price Each	Amount
	Oper Cntr Rent TN	Jul Eakly Office Rent for Tennessee (11% of $3,463/month)	394.00	394.00

Total $394.00

Fort Cobb Fuel Authority

Invoice

Date	Invoice #
8/1/2018	1808TN Rent

PAID 01/21/2019

Bill To	Ship To
Navitas TN NG LLC 3186-D Airway Costa Mesa, CA 92626	Navitas TN NG LLC 3186-D Airway Costa Mesa, CA 92626

P.O. Number	Terms	Rep	Ship	Via	F.O.B.	Project
			8/1/2018			

Quantity	Item Code	Description	Price Each	Amount
	Oper Cntr Rent TN	Aug Eakly Office Rent for Tennessee (11% of $3,463/month)	394.00	394.00

Total $394.00

Fort Cobb Fuel Authority

Invoice

Date	Invoice #
9/1/2018	1809TN Rent

PAID
01/21/2019

Bill To	Ship To
Navitas TN NG LLC 3186-D Airway Costa Mesa, CA 92626	Navitas TN NG LLC 3186-D Airway Costa Mesa, CA 92626

P.O. Number	Terms	Rep	Ship	Via	F.O.B.	Project
			9/1/2018			

Quantity	Item Code	Description	Price Each	Amount
	Oper Cntr Rent TN	Sep Eakly Office Rent for Tennessee (11% of $3,463/month)	394.00	394.00

Total $394.00

Fort Cobb Fuel Authority

Invoice

Date	Invoice #
10/1/2018	1810TN Rent

PAID 01/21/2019

Bill To	Ship To
Navitas TN NG LLC 3186-D Airway Costa Mesa, CA 92626	Navitas TN NG LLC 3186-D Airway Costa Mesa, CA 92626

P.O. Number	Terms	Rep	Ship	Via	F.O.B.	Project
			10/1/2018			

Quantity	Item Code	Description	Price Each	Amount
	Oper Cntr Rent TN	Oct Eakly Office Rent for Tennessee (11% of $3,463/month)	394.00	394.00

Total $394.00

Fort Cobb Fuel Authority

Invoice

Date	Invoice #
11/1/2018	1811TN Rent

PAID 01/21/2019

Bill To	Ship To
Navitas TN NG LLC 3186-D Airway Costa Mesa, CA 92626	Navitas TN NG LLC 3186-D Airway Costa Mesa, CA 92626

P.O. Number	Terms	Rep	Ship	Via	F.O.B.	Project
			11/1/2018			

Quantity	Item Code	Description	Price Each	Amount
	Oper Cntr Rent TN	Nov Eakly Office Rent for Tennessee (11% of $3,463/month)	394.00	394.00

Total $394.00

Fort Cobb Fuel Authority

Invoice

Date	Invoice #
12/1/2018	1812TN Rent

PAID 01/21/2019

Bill To	Ship To
Navitas TN NG LLC 3186-D Airway Costa Mesa, CA 92626	Navitas TN NG LLC 3186-D Airway Costa Mesa, CA 92626

P.O. Number	Terms	Rep	Ship	Via	F.O.B.	Project
			12/1/2018			

Quantity	Item Code	Description	Price Each	Amount
	Oper Cntr Rent TN	Dec Eakly Office Rent for Tennessee (11% of $3,463/month)	394.00	394.00

Total $394.00

Fort Cobb Fuel Authority

Invoice

Date	Invoice #
1/31/2019	1901TN Rent

PAID
04/16/2019

Bill To	Ship To
Navitas TN NG LLC 3186-D Airway Costa Mesa, CA 92626	Navitas TN NG LLC 3186-D Airway Costa Mesa, CA 92626

P.O. Number	Terms	Rep	Ship	Via	F.O.B.	Project
			1/31/2019			

Quantity	Item Code	Description	Price Each	Amount
	Oper Cntr Rent TN	01/19 Eakly Office Rent for Tennessee (9.03% of $3,831/month)	346.00	346.00

Total $346.00

Fort Cobb Fuel Authority

Invoice

Date	Invoice #
2/28/2019	1902TN Rent

PAID
04/16/2019

Bill To	Ship To
Navitas TN NG LLC 3186-D Airway Costa Mesa, CA 92626	Navitas TN NG LLC 3186-D Airway Costa Mesa, CA 92626

P.O. Number	Terms	Rep	Ship	Via	F.O.B.	Project
			2/28/2019			

Quantity	Item Code	Description	Price Each	Amount
	Oper Cntr Rent TN	02/19 Eakly Office Rent for Tennessee (9.03% of $3,831/month)	346.00	346.00
		Total		$346.00

Fort Cobb Fuel Authority

Invoice

Date	Invoice #
3/31/2019	1903TN Rent

PAID
04/16/2019

Bill To	Ship To
Navitas TN NG LLC 3186-D Airway Costa Mesa, CA 92626	Navitas TN NG LLC 3186-D Airway Costa Mesa, CA 92626

P.O. Number	Terms	Rep	Ship	Via	F.O.B.	Project
			3/31/2019			

Quantity	Item Code	Description	Price Each	Amount
	Oper Cntr Rent TN	03/19 Eakly Office Rent for Tennessee (9.03% of $3,831/month)	346.00	346.00

Total $346.00

Fort Cobb Fuel Authority

Invoice

Date	Invoice #
4/30/2019	1904TN Rent

PAID
04/16/2019

Bill To	Ship To
Navitas TN NG LLC 3186-D Airway Costa Mesa, CA 92626	Navitas TN NG LLC 3186-D Airway Costa Mesa, CA 92626

P.O. Number	Terms	Rep	Ship	Via	F.O.B.	Project
			4/30/2019			

Quantity	Item Code	Description	Price Each	Amount
	Oper Cntr Rent TN	04/19 Eakly Office Rent for Tennessee (9.03% of $3,831/month)	346.00	346.00

Total $346.00

ITEM 13

Invoice

Navitas Utility Corporation

3186-D Airway Ave
Costa Mesa, CA 92626

Date	Invoice #
1/31/2017	1701TNNG

PAID
05/22/2017

Bill To	Ship To
Navitas TN NG LLC	

P.O. Number	Terms	Rep	Ship	Via	F.O.B.	Project
	Due on receipt		1/31/2017			

Quantity	Item Code	Description	Price Each	Amount
	25000 Operations	874 Mains & Services	5,355.00	5,355.00
	25000 Operations	887 Maintenance of Mains	76.00	76.00
	25000 Operations	893 Maintenance of Meters	1,002.00	1,002.00
	25000 Operations	903 Customer Records & Collection	607.00	607.00
	25000 Operations	908 Customer Assistance	1,080.00	1,080.00
	25000 Operations	920 Administration & Gen Sales	7,730.00	7,730.00
	25000 Operations	921 Office Supplies	2,681.00	2,681.00
	25000 Operations	923 Outside Services	2,690.00	2,690.00
	25000 Operations	924 Insurance	490.00	490.00
	25000 Operations	925 Safety & Security	22.00	22.00
	25000 Operations	926 Employee Benefits	3,903.00	3,903.00
	25000 Operations	931 Rents	251.00	251.00
	25000 Operations	932 Maintenance of General Plant	49.00	49.00
	25000 Operations	931 Pickups	486.00	486.00
	25000 Operations	931 Tools & Equipment	342.00	342.00
	25000 Operations	931 Office Equipment	399.00	399.00
	25000 Operations	931 Meters	899.00	899.00
2,355	24000 Purchasing	804 Commodity - Byrdstown / Fentress	6.01444	14,164.00
5,278	24000 Purchasing	804 Commodity - Jellico	4.86737	25,690.00
		New Service - Larry Creekmore Trucking - Newcomb TN 100' 3/4" line	550.00	550.00

Total $68,466.00

Phone #	Fax #	E-mail
(714) 242 - 4064	(714) 850 -0876	thartline@navitasutility.com

Invoice

Navitas Utility Corporation

3186-D Airway Ave
Costa Mesa, CA 92626

Date	Invoice #
2/28/2017	1702TNNG

PAID 05/22/2017

Bill To	Ship To
Navitas TN NG LLC	

P.O. Number	Terms	Rep	Ship	Via	F.O.B.	Project
	Due on receipt		2/28/2017			

Quantity	Item Code	Description	Price Each	Amount
	25000 Operations	874 Mains & Services	5,733.00	5,733.00
	25000 Operations	887 Maintenance of Mains	0.00	0.00
	25000 Operations	893 Maintenance of Meters	1,016.00	1,016.00
	25000 Operations	903 Customer Records & Collection	597.00	597.00
	25000 Operations	908 Customer Assistance	1,115.00	1,115.00
	25000 Operations	920 Administration & Gen Sales	7,695.00	7,695.00
	25000 Operations	921 Office Supplies	2,467.00	2,467.00
	25000 Operations	923 Outside Services	2,122.00	2,122.00
	25000 Operations	924 Insurance	1,906.00	1,906.00
	25000 Operations	925 Safety & Security	1,468.00	1,468.00
	25000 Operations	926 Employee Benefits	3,846.00	3,846.00
	25000 Operations	931 Rents	178.00	178.00
	25000 Operations	932 Maintenance of General Plant	72.00	72.00
	25000 Operations	931 Pickups	486.00	486.00
	25000 Operations	931 Tools & Equipment	342.00	342.00
	25000 Operations	931 Office Equipment	399.00	399.00
	25000 Operations	931 Meters	899.00	899.00
1,599	24000 Purchasing	804 Commodity - Byrdstown / Fentress	7.65729	12,244.00
5,183	24000 Purchasing	804 Commodity - Jellico	5.45167	28,256.00

Total $70,841.00

Phone #	Fax #	E-mail
(714) 242 - 4064	(714) 850 -0876	thartline@navitasutility.com

Invoice

Navitas Utility Corporation

3186-D Airway Ave
Costa Mesa, CA 92626

Date	Invoice #
3/31/2017	1703TNNG

PAID 05/22/2017

Bill To	Ship To
Navitas TN NG LLC	

P.O. Number	Terms	Rep	Ship	Via	F.O.B.	Project
	Due on receipt		3/31/2017			

Quantity	Item Code	Description	Price Each	Amount
	25000 Operations	874 Mains & Services	7,631.00	7,631.00
	25000 Operations	887 Maintenance of Mains	0.00	0.00
	25000 Operations	893 Maintenance of Meters	1,209.00	1,209.00
	25000 Operations	903 Customer Records & Collection	664.00	664.00
	25000 Operations	908 Customer Assistance	1,646.00	1,646.00
	25000 Operations	920 Administration & Gen Sales	7,711.00	7,711.00
	25000 Operations	921 Office Supplies	2,338.00	2,338.00
	25000 Operations	923 Outside Services	1,823.00	1,823.00
	25000 Operations	924 Insurance	1,409.00	1,409.00
	25000 Operations	925 Safety & Security	678.00	678.00
	25000 Operations	926 Employee Benefits	4,149.00	4,149.00
	25000 Operations	931 Rents	269.00	269.00
	25000 Operations	932 Maintenance of General Plant	66.00	66.00
	25000 Operations	931 Pickups	486.00	486.00
	25000 Operations	931 Tools & Equipment	342.00	342.00
	25000 Operations	931 Office Equipment	399.00	399.00
	25000 Operations	931 Meters	899.00	899.00
1,520	24000 Purchasing	804 Commodity - Byrdstown / Fentress	7.09145	10,779.00
4,879	24000 Purchasing	804 Commodity - Jellico	3.82804	18,677.00
	Reimb Group			
		Install Service Line 3/4" PE 83' - Pleasant View Baptist Church - Jamestown	540.75	540.75
		Install Service Line - 4510 Squirrel Flats Rd - Jamestown	227.50	227.50
		Total Reimbursable Expenses		768.25
		B&W Rate Case appeal	1,837.50	1,837.50

Total $63,780.75

Phone #	Fax #	E-mail
(714) 242 - 4064	(714) 850 -0876	thartline@navitasutility.com

Invoice

Navitas Utility Corporation

3186-D Airway Ave
Costa Mesa, CA 92626

Date	Invoice #
4/30/2017	1704TNNG

PAID 05/22/2017

Bill To	Ship To
Navitas TN NG LLC	

P.O. Number	Terms	Rep	Ship	Via	F.O.B.	Project
	Due on receipt		4/30/2017			

Quantity	Item Code	Description	Price Each	Amount
	25000 Operations	874 Mains & Services	4,918.00	4,918.00
	25000 Operations	887 Maintenance of Mains	0.00	0.00
	25000 Operations	893 Maintenance of Meters	1,027.00	1,027.00
	25000 Operations	903 Customer Records & Collection	1,340.00	1,340.00
	25000 Operations	908 Customer Assistance	1,105.00	1,105.00
	25000 Operations	920 Administration & Gen Sales	7,587.00	7,587.00
	25000 Operations	921 Office Supplies	2,281.00	2,281.00
	25000 Operations	923 Outside Services	1,557.00	1,557.00
	25000 Operations	924 Insurance	1,206.00	1,206.00
	25000 Operations	925 Safety & Security	5.00	5.00
	25000 Operations	926 Employee Benefits	4,409.00	4,409.00
	25000 Operations	931 Rents	35.00	35.00
	25000 Operations	932 Maintenance of General Plant	163.00	163.00
	25000 Operations	931 Pickups	486.00	486.00
	25000 Operations	931 Tools & Equipment	342.00	342.00
	25000 Operations	931 Office Equipment	399.00	399.00
	25000 Operations	931 Meters	899.00	899.00
1,211	24000 Purchasing	804 Commodity - Byrdstown / Fentress	6.62758	8,026.00
4,548	24000 Purchasing	804 Commodity - Jellico	3.25462	14,802.00

Total $50,587.00

Phone #	Fax #	E-mail
(714) 242 - 4064	(714) 850 -0876	thartline@navitasutility.com

Invoice

Navitas Utility Corporation

3186-D Airway Ave
Costa Mesa, CA 92626

Date	Invoice #
5/31/2017	1705TNNG

PAID 06/27/2017

Bill To	Ship To
Navitas TN NG LLC	

P.O. Number	Terms	Rep	Ship	Via	F.O.B.	Project
	Due on receipt		5/31/2017			

Quantity	Item Code	Description	Price Each	Amount
	25000 Operations	874 Mains & Services	4,857.00	4,857.00
	25000 Operations	887 Maintenance of Mains	870.00	870.00
	25000 Operations	893 Maintenance of Meters	1,020.00	1,020.00
	25000 Operations	903 Customer Records & Collection	584.00	584.00
	25000 Operations	908 Customer Assistance	1,104.00	1,104.00
	25000 Operations	920 Administration & Gen Sales	7,352.00	7,352.00
	25000 Operations	921 Office Supplies	2,266.00	2,266.00
	25000 Operations	923 Outside Services	2,436.00	2,436.00
	25000 Operations	924 Insurance	826.00	826.00
	25000 Operations	925 Safety & Security	56.00	56.00
	25000 Operations	926 Employee Benefits	4,277.00	4,277.00
	25000 Operations	931 Rents	35.00	35.00
	25000 Operations	932 Maintenance of General Plant	123.00	123.00
	25000 Operations	931 Pickups	486.00	486.00
	25000 Operations	931 Tools & Equipment	342.00	342.00
	25000 Operations	931 Office Equipment	399.00	399.00
	25000 Operations	931 Meters	899.00	899.00
466	24000 Purchasing	804 Commodity - Byrdstown / Fentress	7.21459	3,362.00
1,996	24000 Purchasing	804 Commodity - Jellico	4.1022	8,188.00

Total $39,482.00

Phone #	Fax #	E-mail
(714) 242 - 4064	(714) 850 -0876	thartline@navitasutility.com

Invoice

Navitas Utility Corporation

3186-D Airway Ave
Costa Mesa, CA 92626

Date	Invoice #
6/30/2017	1706TNNG

PAID 08/28/2017

Bill To	Ship To
Navitas TN NG LLC	

P.O. Number	Terms	Rep	Ship	Via	F.O.B.	Project
	Due on receipt		6/30/2017			

Quantity	Item Code	Description	Price Each	Amount
	25000 Operations	874 Mains & Services	5,450.00	5,450.00
	25000 Operations	887 Maintenance of Mains	461.00	461.00
	25000 Operations	893 Maintenance of Meters	1,043.00	1,043.00
	25000 Operations	903 Customer Records & Collection	659.00	659.00
	25000 Operations	908 Customer Assistance	1,066.00	1,066.00
	25000 Operations	920 Administration & Gen Sales	7,869.00	7,869.00
	25000 Operations	921 Office Supplies	2,609.00	2,609.00
	25000 Operations	923 Outside Services	4,440.00	4,440.00
	25000 Operations	924 Insurance	980.00	980.00
	25000 Operations	925 Safety & Security	1,324.00	1,324.00
	25000 Operations	926 Employee Benefits	4,159.00	4,159.00
	25000 Operations	931 Rents	142.00	142.00
	25000 Operations	932 Maintenance of General Plant	121.00	121.00
	25000 Operations	931 Pickups	486.00	486.00
	25000 Operations	931 Tools & Equipment	342.00	342.00
	25000 Operations	931 Office Equipment	399.00	399.00
	25000 Operations	931 Meters	899.00	899.00
430	24000 Purchasing	804 Commodity - Byrdstown / Fentress	8.41163	3,617.00
1,669	24000 Purchasing	804 Commodity - Jellico	4.04314	6,748.00

Total $42,814.00

Phone #	Fax #	E-mail
(714) 242 - 4064	(714) 850 -0876	thartline@navitasutility.com

Invoice

Navitas Utility Corporation

3186-D Airway Ave
Costa Mesa, CA 92626

Date	Invoice #
7/31/2017	1707TNNG

PAID 10/27/2017

Bill To	Ship To
Navitas TN NG LLC	

P.O. Number	Terms	Rep	Ship	Via	F.O.B.	Project
	Due on receipt		7/31/2017			

Quantity	Item Code	Description	Price Each	Amount
	25000 Operations	874 Mains & Services	7,880.00	7,880.00
	25000 Operations	887 Maintenance of Mains	0.00	0.00
	25000 Operations	893 Maintenance of Meters	1,091.00	1,091.00
	25000 Operations	903 Customer Records & Collection	600.00	600.00
	25000 Operations	908 Customer Assistance	1,352.00	1,352.00
	25000 Operations	920 Administration & Gen Sales	7,634.00	7,634.00
	25000 Operations	921 Office Supplies	2,320.00	2,320.00
	25000 Operations	923 Outside Services	780.00	780.00
	25000 Operations	924 Insurance	2,445.00	2,445.00
	25000 Operations	925 Safety & Security	123.00	123.00
	25000 Operations	926 Employee Benefits	4,025.00	4,025.00
	25000 Operations	931 Rents	33.00	33.00
	25000 Operations	932 Maintenance of General Plant	160.00	160.00
	25000 Operations	931 Pickups	486.00	486.00
	25000 Operations	931 Tools & Equipment	342.00	342.00
	25000 Operations	931 Office Equipment	399.00	399.00
	25000 Operations	931 Meters	899.00	899.00
152	24000 Purchasing	804 Commodity - Byrdstown / Fentress	9.13816	1,389.00
1,350	24000 Purchasing	804 Commodity - Jellico	3.76741	5,086.00

Total $37,044.00

Phone #	Fax #	E-mail
(714) 242 - 4064	(714) 850 -0876	thartline@navitasutility.com

Invoice

Navitas Utility Corporation

3186-D Airway Ave
Costa Mesa, CA 92626

Date	Invoice #
8/31/2017	1708TNNG

PAID 12/18/2017

Bill To	Ship To
Navitas TN NG LLC	

P.O. Number	Terms	Rep	Ship	Via	F.O.B.	Project
	Due on receipt		8/31/2017			

Quantity	Item Code	Description	Price Each	Amount
	25000 Operations	874 Mains & Services	5,148.00	5,148.00
	25000 Operations	887 Maintenance of Mains	670.00	670.00
	25000 Operations	893 Maintenance of Meters	992.00	992.00
	25000 Operations	903 Customer Records & Collection	650.00	650.00
	25000 Operations	908 Customer Assistance	1,128.00	1,128.00
	25000 Operations	920 Administration & Gen Sales	7,605.00	7,605.00
	25000 Operations	921 Office Supplies	2,216.00	2,216.00
	25000 Operations	923 Outside Services	2,915.00	2,915.00
	25000 Operations	924 Insurance	1,287.00	1,287.00
	25000 Operations	925 Safety & Security	64.00	64.00
	25000 Operations	926 Employee Benefits	4,143.00	4,143.00
	25000 Operations	931 Rents	717.00	717.00
	25000 Operations	932 Maintenance of General Plant	41.00	41.00
	25000 Operations	931 Pickups	486.00	486.00
	25000 Operations	931 Tools & Equipment	342.00	342.00
	25000 Operations	931 Office Equipment	399.00	399.00
	25000 Operations	931 Meters	899.00	899.00
212	24000 Purchasing	804 Commodity - Byrdstown / Fentress	10.71226	2,271.00
961	24000 Purchasing	804 Commodity - Jellico	4.64308	4,462.00

Total $36,435.00

Phone #	Fax #	E-mail
(714) 242 - 4064	(714) 850 -0876	thartline@navitasutility.com

Invoice

Navitas Utility Corporation

3186-D Airway Ave
Costa Mesa, CA 92626

Date	Invoice #
9/30/2017	1709TNNG

PAID 01/19/2018

Bill To	Ship To
Navitas TN NG LLC	

P.O. Number	Terms	Rep	Ship	Via	F.O.B.	Project
	Due on receipt		9/30/2017			

Quantity	Item Code	Description	Price Each	Amount
	25000 Operations	874 Mains & Services	7,948.00	7,948.00
	25000 Operations	887 Maintenance of Mains	0.00	0.00
	25000 Operations	893 Maintenance of Meters	1,188.00	1,188.00
	25000 Operations	903 Customer Records & Collection	606.00	606.00
	25000 Operations	908 Customer Assistance	1,618.00	1,618.00
	25000 Operations	920 Administration & Gen Sales	7,567.00	7,567.00
	25000 Operations	921 Office Supplies	2,282.00	2,282.00
	25000 Operations	923 Outside Services	3,061.00	3,061.00
	25000 Operations	924 Insurance	1,036.00	1,036.00
	25000 Operations	925 Safety & Security	23.00	23.00
	25000 Operations	926 Employee Benefits	4,614.00	4,614.00
	25000 Operations	931 Rents	264.00	264.00
	25000 Operations	932 Maintenance of General Plant	50.00	50.00
	25000 Operations	931 Pickups	486.00	486.00
	25000 Operations	931 Tools & Equipment	342.00	342.00
	25000 Operations	931 Office Equipment	399.00	399.00
	25000 Operations	931 Meters	898.00	898.00
177	24000 Purchasing	804 Commodity - Byrdstown / Fentress	7.27119	1,287.00
1,161	24000 Purchasing	804 Commodity - Jellico	4.02756	4,676.00

Total $38,345.00

Phone #	Fax #	E-mail
(714) 242 - 4064	(714) 850 -0876	thartline@navitasutility.com

Invoice

Navitas Utility Corporation

3186-D Airway Ave
Costa Mesa, CA 92626

Date	Invoice #
10/31/2017	1710TNNG

PAID
03/13/2018

Bill To	Ship To
Navitas TN NG LLC	

P.O. Number	Terms	Rep	Ship	Via	F.O.B.	Project
	Due on receipt		10/31/2017			

Quantity	Item Code	Description	Price Each	Amount
	25000 Operations	874 Mains & Services	5,140.00	5,140.00
	25000 Operations	887 Maintenance of Mains	0.00	0.00
	25000 Operations	893 Maintenance of Meters	985.00	985.00
	25000 Operations	903 Customer Records & Collection	533.00	533.00
	25000 Operations	908 Customer Assistance	1,130.00	1,130.00
	25000 Operations	920 Administration & Gen Sales	7,335.00	7,335.00
	25000 Operations	921 Office Supplies	2,979.00	2,979.00
	25000 Operations	923 Outside Services	2,875.00	2,875.00
	25000 Operations	924 Insurance	1,141.00	1,141.00
	25000 Operations	925 Safety & Security	3.00	3.00
	25000 Operations	926 Employee Benefits	4,196.00	4,196.00
	25000 Operations	931 Rents	167.00	167.00
	25000 Operations	932 Maintenance of General Plant	61.00	61.00
	25000 Operations	931 Pickups	486.00	486.00
	25000 Operations	931 Tools & Equipment	342.00	342.00
	25000 Operations	931 Office Equipment	399.00	399.00
	25000 Operations	931 Meters	898.00	898.00
289	24000 Purchasing	804 Commodity - Byrdstown / Fentress	6.77509	1,958.00
1,141	24000 Purchasing	804 Commodity - Jellico	4.58896	5,236.00
		Install (198') 2" PE serive & tap into 8" Main - Fitzgerald Building	2,683.09	2,683.09

Total $38,547.09

Phone #	Fax #	E-mail
(714) 242 - 4064	(714) 850 -0876	thartline@navitasutility.com

Invoice

Navitas Utility Corporation

3186-D Airway Ave
Costa Mesa, CA 92626

Date	Invoice #
11/30/2017	1711TNNG

PAID 02/20/2018

Bill To	Ship To
Navitas TN NG LLC	

P.O. Number	Terms	Rep	Ship	Via	F.O.B.	Project
	Due on receipt		11/30/2017			

Quantity	Item Code	Description	Price Each	Amount
	25000 Operations	874 Mains & Services	5,027.00	5,027.00
	25000 Operations	887 Maintenance of Mains	1,149.00	1,149.00
	25000 Operations	893 Maintenance of Meters	1,022.00	1,022.00
	25000 Operations	903 Customer Records & Collection	612.00	612.00
	25000 Operations	908 Customer Assistance	1,073.00	1,073.00
	25000 Operations	920 Administration & Gen Sales	7,083.00	7,083.00
	25000 Operations	921 Office Supplies	2,684.00	2,684.00
	25000 Operations	923 Outside Services	3,711.00	3,711.00
	25000 Operations	924 Insurance	1,316.00	1,316.00
	25000 Operations	925 Safety & Security	343.00	343.00
	25000 Operations	926 Employee Benefits	4,102.00	4,102.00
	25000 Operations	931 Rents	167.00	167.00
	25000 Operations	932 Maintenance of General Plant	53.00	53.00
	25000 Operations	931 Pickups	486.00	486.00
	25000 Operations	931 Tools & Equipment	342.00	342.00
	25000 Operations	931 Office Equipment	399.00	399.00
	25000 Operations	931 Meters	898.00	898.00
725	24000 Purchasing	804 Commodity - Byrdstown / Fentress	6.99034	5,068.00
1,661	24000 Purchasing	804 Commodity - Jellico	5.30584	8,813.00

Total $44,348.00

Phone #	Fax #	E-mail
(714) 242 - 4064	(714) 850 -0876	thartline@navitasutility.com

Invoice

Navitas Utility Corporation

3186-D Airway Ave
Costa Mesa, CA 92626

Date	Invoice #
12/31/2017	1712TNNG

PAID 02/23/2018

Bill To	Ship To
Navitas TN NG LLC	

P.O. Number	Terms	Rep	Ship	Via	F.O.B.	Project
	Due on receipt		12/31/2017			

Quantity	Item Code	Description	Price Each	Amount
	25000 Operations	874 Mains & Services	7,035.00	7,035.00
	25000 Operations	887 Maintenance of Mains	0.00	0.00
	25000 Operations	893 Maintenance of Meters	1,460.00	1,460.00
	25000 Operations	903 Customer Records & Collection	635.00	635.00
	25000 Operations	908 Customer Assistance	1,150.00	1,150.00
	25000 Operations	920 Administration & Gen Sales	8,006.00	8,006.00
	25000 Operations	921 Office Supplies	2,406.00	2,406.00
	25000 Operations	923 Outside Services	3,029.00	3,029.00
	25000 Operations	924 Insurance	1,386.00	1,386.00
	25000 Operations	925 Safety & Security	1,021.00	1,021.00
	25000 Operations	926 Employee Benefits	4,083.00	4,083.00
	25000 Operations	931 Rents	265.00	265.00
	25000 Operations	932 Maintenance of General Plant	71.00	71.00
	25000 Operations	931 Pickups	486.00	486.00
	25000 Operations	931 Tools & Equipment	342.00	342.00
	25000 Operations	931 Office Equipment	399.00	399.00
	25000 Operations	931 Meters	898.00	898.00
960	24000 Purchasing	804 Commodity - Byrdstown / Fentress	6.34792	6,094.00
3,857	24000 Purchasing	804 Commodity - Jellico	3.60513	13,905.00

Total $52,671.00

Phone #	Fax #	E-mail
(714) 242 - 4064	(714) 850 -0876	thartline@navitasutility.com

Invoice

Navitas Utility Corporation

3186-D Airway Ave
Costa Mesa, CA 92626

Date	Invoice #
1/31/2018	1801TNNG

PAID 05/09/2018

Bill To	Ship To
Navitas TN NG LLC	

P.O. Number	Terms	Rep	Ship	Via	F.O.B.	Project
	Due on receipt		1/31/2018			

Quantity	Item Code	Description	Price Each	Amount
	25000 Operations	874 Mains & Services	5,966.00	5,966.00
	25000 Operations	887 Maintenance of Mains	300.00	300.00
	25000 Operations	893 Maintenance of Meters	1,033.00	1,033.00
	25000 Operations	903 Customer Records & Collection	769.00	769.00
	25000 Operations	908 Customer Assistance	941.00	941.00
	25000 Operations	920 Administration & Gen Sales	8,273.00	8,273.00
	25000 Operations	921 Office Supplies	2,575.00	2,575.00
	25000 Operations	923 Outside Services	4,433.00	4,433.00
	25000 Operations	924 Insurance	1,359.00	1,359.00
	25000 Operations	925 Safety & Security	105.00	105.00
	25000 Operations	926 Employee Benefits	4,031.00	4,031.00
	25000 Operations	931 Rents	208.00	208.00
	25000 Operations	932 Maintenance of General Plant	71.00	71.00
	25000 Operations	931 Pickups	487.00	487.00
	25000 Operations	931 Tools & Equipment	374.00	374.00
	25000 Operations	931 Office Equipment	422.00	422.00
	25000 Operations	931 Meters	993.00	993.00
2,023	24000 Purchasing	804 Commodity - Byrdstown / Fentress	7.70391	15,585.00
5,181	24000 Purchasing	804 Commodity - Jellico	5.18375	26,857.00
	Reimb Group			
		Install Service line 274' 3/4" Woodlawn Drive - Byrdstown TN	1,404.00	1,404.00
		Install Service line 395' 1" Dollar Store Hwy 111 - Byrdstown	1,603.19	1,603.19
		Total Reimbursable Expenses		3,007.19

Total $77,789.19

Phone #	Fax #	E-mail
(714) 242 - 4064	(714) 850 -0876	thartline@navitasutility.com

Navitas Utility Corporation

3186-D Airway Ave
Costa Mesa, CA 92626

Invoice

Date	Invoice #
2/28/2018	1802TNNG

PAID
05/09/2018

Bill To	Ship To
Navitas TN NG LLC	

P.O. Number	Terms	Rep	Ship	Via	F.O.B.	Project
	Due on receipt		2/28/2018			

Quantity	Item Code	Description	Price Each	Amount
	25000 Operations	874 Mains & Services	4,602.00	4,602.00
	25000 Operations	887 Maintenance of Mains	0.00	0.00
	25000 Operations	893 Maintenance of Meters	989.00	989.00
	25000 Operations	903 Customer Records & Collection	798.00	798.00
	25000 Operations	908 Customer Assistance	922.00	922.00
	25000 Operations	920 Administration & Gen Sales	7,920.00	7,920.00
	25000 Operations	921 Office Supplies	3,042.00	3,042.00
	25000 Operations	923 Outside Services	3,377.00	3,377.00
	25000 Operations	924 Insurance	1,292.00	1,292.00
	25000 Operations	925 Safety & Security	97.00	97.00
	25000 Operations	926 Employee Benefits	4,567.00	4,567.00
	25000 Operations	931 Rents	166.00	166.00
	25000 Operations	932 Maintenance of General Plant	105.00	105.00
	25000 Operations	931 Pickups	487.00	487.00
	25000 Operations	931 Tools & Equipment	374.00	374.00
	25000 Operations	931 Office Equipment	422.00	422.00
	25000 Operations	931 Meters	993.00	993.00
4,145	24000 Purchasing	804 Commodity - Byrdstown / Fentress	8.41472	34,879.00
9,573	24000 Purchasing	804 Commodity - Jellico	3.26669	31,272.00

Total $96,304.00

Phone #	Fax #	E-mail
(714) 242 - 4064	(714) 850 -0876	thartline@navitasutility.com

Invoice

Navitas Utility Corporation

3186-D Airway Ave
Costa Mesa, CA 92626

Date	Invoice #
3/31/2018	1803TNNG

PAID 05/09/2018

Bill To	Ship To
Navitas TN NG LLC	

P.O. Number	Terms	Rep	Ship	Via	F.O.B.	Project
	Due on receipt		3/31/2018			

Quantity	Item Code	Description	Price Each	Amount
	25000 Operations	874 Mains & Services	6,648.00	6,648.00
	25000 Operations	887 Maintenance of Mains	785.00	785.00
	25000 Operations	893 Maintenance of Meters	1,053.00	1,053.00
	25000 Operations	903 Customer Records & Collection	794.00	794.00
	25000 Operations	908 Customer Assistance	947.00	947.00
	25000 Operations	920 Administration & Gen Sales	7,641.00	7,641.00
	25000 Operations	921 Office Supplies	2,826.00	2,826.00
	25000 Operations	923 Outside Services	3,387.00	3,387.00
	25000 Operations	924 Insurance	1,390.00	1,390.00
	25000 Operations	925 Safety & Security	2,167.00	2,167.00
	25000 Operations	926 Employee Benefits	4,293.00	4,293.00
	25000 Operations	931 Rents	102.00	102.00
	25000 Operations	932 Maintenance of General Plant	144.00	144.00
	25000 Operations	931 Pickups	487.00	487.00
	25000 Operations	931 Tools & Equipment	374.00	374.00
	25000 Operations	931 Office Equipment	422.00	422.00
	25000 Operations	931 Meters	993.00	993.00
1,869	24000 Purchasing	804 Commodity - Byrdstown / Fentress	7.50883	14,034.00
5,280	24000 Purchasing	804 Commodity - Jellico	3.76004	19,853.00
		Relocate 1" service line - Dollar Store Hwy 111 162' - Byrdstown TN	1,371.00	1,371.00

Total $69,711.00

Phone #	Fax #	E-mail
(714) 242 - 4064	(714) 850 -0876	thartline@navitasutility.com

Invoice

Navitas Utility Corporation

3186-D Airway Ave
Costa Mesa, CA 92626

Date	Invoice #
4/30/2018	1804TNNG

PAID 05/23/2018

Bill To	Ship To
Navitas TN NG LLC	

P.O. Number	Terms	Rep	Ship	Via	F.O.B.	Project
	Due on receipt		4/30/2018			

Quantity	Item Code	Description	Price Each	Amount
	25000 Operations	874 Mains & Services	5,018.00	5,018.00
	25000 Operations	887 Maintenance of Mains	1,560.00	1,560.00
	25000 Operations	893 Maintenance of Meters	1,320.00	1,320.00
	25000 Operations	903 Customer Records & Collection	1,034.00	1,034.00
	25000 Operations	908 Customer Assistance	911.00	911.00
	25000 Operations	920 Administration & Gen Sales	8,195.00	8,195.00
	25000 Operations	921 Office Supplies	2,386.00	2,386.00
	25000 Operations	923 Outside Services	2,350.00	2,350.00
	25000 Operations	924 Insurance	1,415.00	1,415.00
	25000 Operations	925 Safety & Security	5.00	5.00
	25000 Operations	926 Employee Benefits	3,971.00	3,971.00
	25000 Operations	931 Rents	30.00	30.00
	25000 Operations	932 Maintenance of General Plant	54.00	54.00
	25000 Operations	931 Pickups	487.00	487.00
	25000 Operations	931 Tools & Equipment	374.00	374.00
	25000 Operations	931 Office Equipment	422.00	422.00
	25000 Operations	931 Meters	993.00	993.00
21,094	24000 Purchasing	804 Commodity - Byrdstown / Fentress	0.69385	14,636.00
46,352	24000 Purchasing	804 Commodity - Jellico	0.35932	16,655.00

Total $61,816.00

Phone #	Fax #	E-mail
(714) 242 - 4064	(714) 850 -0876	thartline@navitasutility.com

Invoice

Navitas Utility Corporation

3186-D Airway Ave
Costa Mesa, CA 92626

Date	Invoice #
5/31/2018	1805TNNG

PAID 06/22/2018

Bill To	Ship To
Navitas TN NG LLC	

P.O. Number	Terms	Rep	Ship	Via	F.O.B.	Project
	Due on receipt		5/31/2018			

Quantity	Item Code	Description	Price Each	Amount
	25000 Operations	874 Mains & Services	7,933.00	7,933.00
	25000 Operations	887 Maintenance of Mains	0.00	0.00
	25000 Operations	893 Maintenance of Meters	1,697.00	1,697.00
	25000 Operations	903 Customer Records & Collection	548.00	548.00
	25000 Operations	908 Customer Assistance	1,361.00	1,361.00
	25000 Operations	920 Administration & Gen Sales	8,258.00	8,258.00
	25000 Operations	921 Office Supplies	2,818.00	2,818.00
	25000 Operations	923 Outside Services	3,348.00	3,348.00
	25000 Operations	924 Insurance	1,290.00	1,290.00
	25000 Operations	925 Safety & Security	426.00	426.00
	25000 Operations	926 Employee Benefits	3,970.00	3,970.00
	25000 Operations	931 Rents	161.00	161.00
	25000 Operations	932 Maintenance of General Plant	96.00	96.00
	25000 Operations	931 Pickups	487.00	487.00
	25000 Operations	931 Tools & Equipment	374.00	374.00
	25000 Operations	931 Office Equipment	422.00	422.00
	25000 Operations	931 Meters	993.00	993.00
9,626	24000 Purchasing	804 Commodity - Byrdstown / Fentress	0.55454	5,338.00
33,889	24000 Purchasing	804 Commodity - Jellico	0.35064	11,883.00

Total $51,403.00

Phone #	Fax #	E-mail
(714) 242 - 4064	(714) 850 -0876	thartline@navitasutility.com

Invoice

Navitas Utility Corporation

3186-D Airway Ave
Costa Mesa, CA 92626

Date	Invoice #
6/30/2018	1806TNNG

PAID 08/07/2018

Bill To	Ship To
Navitas TN NG LLC	

P.O. Number	Terms	Rep	Ship	Via	F.O.B.	Project
	Due on receipt		6/30/2018			

Quantity	Item Code	Description	Price Each	Amount
	25000 Operations	874 Mains & Services	5,612.00	5,612.00
	25000 Operations	887 Maintenance of Mains	228.00	228.00
	25000 Operations	893 Maintenance of Meters	1,598.00	1,598.00
	25000 Operations	903 Customer Records & Collection	873.00	873.00
	25000 Operations	908 Customer Assistance	922.00	922.00
	25000 Operations	920 Administration & Gen Sales	8,248.00	8,248.00
	25000 Operations	921 Office Supplies	2,909.00	2,909.00
	25000 Operations	923 Outside Services	3,746.00	3,746.00
	25000 Operations	924 Insurance	1,568.00	1,568.00
	25000 Operations	925 Safety & Security	1,184.00	1,184.00
	25000 Operations	926 Employee Benefits	3,951.00	3,951.00
	25000 Operations	931 Rents	197.00	197.00
	25000 Operations	932 Maintenance of General Plant	76.00	76.00
	25000 Operations	931 Pickups	487.00	487.00
	25000 Operations	931 Tools & Equipment	374.00	374.00
	25000 Operations	931 Office Equipment	422.00	422.00
	25000 Operations	931 Meters	993.00	993.00
3,309	24000 Purchasing	804 Commodity - Byrdstown / Fentress	0.75431	2,496.00
9,091	24000 Purchasing	804 Commodity - Jellico	0.48378	4,398.00

Total $40,282.00

Phone #	Fax #	E-mail
(714) 242 - 4064	(714) 850 -0876	thartline@navitasutility.com

Invoice

Navitas Utility Corporation

3186-D Airway Ave
Costa Mesa, CA 92626

Date	Invoice #
7/31/2018	1807TNNG

PAID 10/02/2018

Bill To	Ship To
Navitas TN NG LLC	

P.O. Number	Terms	Rep	Ship	Via	F.O.B.	Project
	Due on receipt		7/31/2018			

Quantity	Item Code	Description	Price Each	Amount
	25000 Operations	874 Mains & Services	9,203.00	9,203.00
	25000 Operations	887 Maintenance of Mains	0.00	0.00
	25000 Operations	893 Maintenance of Meters	1,788.00	1,788.00
	25000 Operations	903 Customer Records & Collection	467.00	467.00
	25000 Operations	908 Customer Assistance	1,453.00	1,453.00
	25000 Operations	920 Administration & Gen Sales	7,487.00	7,487.00
	25000 Operations	921 Office Supplies	2,315.00	2,315.00
	25000 Operations	923 Outside Services	2,882.00	2,882.00
	25000 Operations	924 Insurance	1,355.00	1,355.00
	25000 Operations	925 Safety & Security	389.00	389.00
	25000 Operations	926 Employee Benefits	3,992.00	3,992.00
	25000 Operations	931 Rents	35.00	35.00
	25000 Operations	932 Maintenance of General Plant	48.00	48.00
	25000 Operations	931 Pickups	487.00	487.00
	25000 Operations	931 Tools & Equipment	374.00	374.00
	25000 Operations	931 Office Equipment	422.00	422.00
	25000 Operations	931 Meters	993.00	993.00
2,461	24000 Purchasing	804 Commodity - Byrdstown / Fentress	0.65157	1,603.52
9,942	24000 Purchasing	804 Commodity - Jellico	0.36986	3,677.10

Total $38,970.62

Phone #	Fax #	E-mail
(714) 242 - 4064	(714) 850 -0876	thartline@navitasutility.com

Navitas Utility Corporation

3186-D Airway Ave
Costa Mesa, CA 92626

Invoice

Date	Invoice #
8/31/2018	1808TNNG

PAID
03/19/2019

Bill To	Ship To
Navitas TN NG LLC	

P.O. Number	Terms	Rep	Ship	Via	F.O.B.	Project
	Due on receipt		8/31/2018			

Quantity	Item Code	Description	Price Each	Amount
	25000 Operations	874 Mains & Services	7,642.00	7,642.00
	25000 Operations	887 Maintenance of Mains	155.00	155.00
	25000 Operations	893 Maintenance of Meters	1,802.00	1,802.00
	25000 Operations	903 Customer Records & Collection	931.00	931.00
	25000 Operations	908 Customer Assistance	1,365.00	1,365.00
	25000 Operations	920 Administration & Gen Sales	7,742.00	7,742.00
	25000 Operations	921 Office Supplies	2,487.00	2,487.00
	25000 Operations	923 Outside Services	2,928.00	2,928.00
	25000 Operations	924 Insurance	1,350.00	1,350.00
	25000 Operations	925 Safety & Security	432.00	432.00
	25000 Operations	926 Employee Benefits	3,990.00	3,990.00
	25000 Operations	931 Rents	84.00	84.00
	25000 Operations	932 Maintenance of General Plant	54.00	54.00
	25000 Operations	931 Pickups	487.00	487.00
	25000 Operations	931 Tools & Equipment	374.00	374.00
	25000 Operations	931 Office Equipment	422.00	422.00
	25000 Operations	931 Meters	993.00	993.00
2,331	24000 Purchasing	804 Commodity - Byrdstown / Fentress	0.78078	1,820.00
10,072	24000 Purchasing	804 Commodity - Jellico	0.36508	3,677.10

Total $38,735.10

Phone #	Fax #	E-mail
(714) 242 - 4064	(714) 850 -0876	thartline@navitasutility.com

Invoice

Navitas Utility Corporation

3186-D Airway Ave
Costa Mesa, CA 92626

Date	Invoice #
9/30/2018	1809TNNG

PAID 03/19/2019

Bill To	Ship To
Navitas TN NG LLC	

P.O. Number	Terms	Rep	Ship	Via	F.O.B.	Project
	Due on receipt		9/30/2018			

Quantity	Item Code	Description	Price Each	Amount
	25000 Operations	874 Mains & Services	5,021.00	5,021.00
	25000 Operations	887 Maintenance of Mains	210.00	210.00
	25000 Operations	893 Maintenance of Meters	1,525.00	1,525.00
	25000 Operations	903 Customer Records & Collection	499.00	499.00
	25000 Operations	908 Customer Assistance	925.00	925.00
	25000 Operations	920 Administration & Gen Sales	8,199.00	8,199.00
	25000 Operations	921 Office Supplies	2,197.00	2,197.00
	25000 Operations	923 Outside Services	3,400.00	3,400.00
	25000 Operations	924 Insurance	1,306.00	1,306.00
	25000 Operations	925 Safety & Security	424.00	424.00
	25000 Operations	926 Employee Benefits	3,270.00	3,270.00
	25000 Operations	931 Rents	143.00	143.00
	25000 Operations	932 Maintenance of General Plant	55.00	55.00
	25000 Operations	931 Pickups	487.00	487.00
	25000 Operations	931 Tools & Equipment	374.00	374.00
	25000 Operations	931 Office Equipment	422.00	422.00
	25000 Operations	931 Meters	993.00	993.00
2,403	24000 Purchasing	804 Commodity - Byrdstown / Fentress	0.89609	2,153.31
5,075	24000 Purchasing	804 Commodity - Jellico	0.69641	3,534.30

Total $35,137.61

Phone #	Fax #	E-mail
(714) 242 - 4064	(714) 850 -0876	thartline@navitasutility.com

Invoice

Navitas Utility Corporation

3186-D Airway Ave
Costa Mesa, CA 92626

Date	Invoice #
10/31/2018	1810TNNG

PAID 12/27/2018

Bill To	Ship To
Navitas TN NG LLC	

P.O. Number	Terms	Rep	Ship	Via	F.O.B.	Project
	Due on receipt		10/31/2018			

Quantity	Item Code	Description	Price Each	Amount
	25000 Operations	874 Mains & Services	6,161.00	6,161.00
	25000 Operations	887 Maintenance of Mains	105.00	105.00
	25000 Operations	893 Maintenance of Meters	1,498.00	1,498.00
	25000 Operations	903 Customer Records & Collection	588.00	588.00
	25000 Operations	908 Customer Assistance	927.00	927.00
	25000 Operations	920 Administration & Gen Sales	7,989.00	7,989.00
	25000 Operations	921 Office Supplies	2,588.00	2,588.00
	25000 Operations	923 Outside Services	3,196.00	3,196.00
	25000 Operations	924 Insurance	1,293.00	1,293.00
	25000 Operations	925 Safety & Security	284.00	284.00
	25000 Operations	926 Employee Benefits	3,555.00	3,555.00
	25000 Operations	931 Rents	98.00	98.00
	25000 Operations	932 Maintenance of General Plant	337.00	337.00
	25000 Operations	931 Pickups	487.00	487.00
	25000 Operations	931 Tools & Equipment	374.00	374.00
	25000 Operations	931 Office Equipment	422.00	422.00
	25000 Operations	931 Meters	993.00	993.00
4,954	24000 Purchasing	804 Commodity - Byrdstown / Fentress	3.20428	15,874.00
14,816	24000 Purchasing	804 Commodity - Jellico	0.22712	3,365.00
	25000 Operations	930 Misc Gen Expense	18.00	18.00

Total $50,152.00

Phone #	Fax #	E-mail
(714) 242 - 4064	(714) 850 -0876	thartline@navitasutility.com

Navitas Utility Corporation

3186-D Airway Ave
Costa Mesa, CA 92626

Invoice

Date	Invoice #
11/30/2018	1811TNNG

PAID
01/22/2019

Bill To	Ship To
Navitas TN NG LLC	

P.O. Number	Terms	Rep	Ship	Via	F.O.B.	Project
	Due on receipt		11/30/2018			

Quantity	Item Code	Description	Price Each	Amount
	25000 Operations	874 Mains & Services	4,960.00	4,960.00
	25000 Operations	887 Maintenance of Mains	271.00	271.00
	25000 Operations	893 Maintenance of Meters	1,475.00	1,475.00
	25000 Operations	903 Customer Records & Collection	621.00	621.00
	25000 Operations	908 Customer Assistance	927.00	927.00
	25000 Operations	920 Administration & Gen Sales	7,946.00	7,946.00
	25000 Operations	921 Office Supplies	2,882.00	2,882.00
	25000 Operations	923 Outside Services	2,745.00	2,745.00
	25000 Operations	924 Insurance	1,340.00	1,340.00
	25000 Operations	925 Safety & Security	738.00	738.00
	25000 Operations	926 Employee Benefits	3,260.00	3,260.00
	25000 Operations	931 Rents	75.00	75.00
	25000 Operations	932 Maintenance of General Plant	32.00	32.00
	25000 Operations	931 Pickups	487.00	487.00
	25000 Operations	931 Tools & Equipment	374.00	374.00
	25000 Operations	931 Office Equipment	422.00	422.00
	25000 Operations	931 Meters	993.00	993.00
4,954	24000 Purchasing	804 Commodity - Byrdstown / Fentress	3.4518	17,100.23
7,473	24000 Purchasing	804 Commodity - Jellico	1.03037	7,699.93
	25000 Operations	930 Misc Gen Expense	0.00	0.00

Total $54,348.16

Phone #	Fax #	E-mail
(714) 242 - 4064	(714) 850 -0876	thartline@navitasutility.com

Navitas Utility Corporation

3186-D Airway Ave
Costa Mesa, CA 92626

Invoice

Date	Invoice #
12/31/2018	1812TNNG

PAID 02/20/2019

Bill To	Ship To
Navitas TN NG LLC	

P.O. Number	Terms	Rep	Ship	Via	F.O.B.	Project
	Due on receipt		12/31/2018			

Quantity	Item Code	Description	Price Each	Amount
	25000 Operations	874 Mains & Services	5,953.00	5,953.00
	25000 Operations	887 Maintenance of Mains	113.00	113.00
	25000 Operations	893 Maintenance of Meters	1,782.00	1,782.00
	25000 Operations	903 Customer Records & Collection	415.00	415.00
	25000 Operations	908 Customer Assistance	925.00	925.00
	25000 Operations	920 Administration & Gen Sales	8,262.00	8,262.00
	25000 Operations	921 Office Supplies	3,244.00	3,244.00
	25000 Operations	923 Outside Services	3,193.00	3,193.00
	25000 Operations	924 Insurance	1,350.00	1,350.00
	25000 Operations	925 Safety & Security	689.00	689.00
	25000 Operations	926 Employee Benefits	3,260.00	3,260.00
	25000 Operations	931 Rents	145.00	145.00
	25000 Operations	932 Maintenance of General Plant	55.00	55.00
	25000 Operations	931 Pickups	487.00	487.00
	25000 Operations	931 Tools & Equipment	374.00	374.00
	25000 Operations	931 Office Equipment	422.00	422.00
	25000 Operations	931 Meters	993.00	993.00
11,536	24000 Purchasing	804 Commodity - Byrdstown / Fentress	1.78563	20,599.01
43,350	24000 Purchasing	804 Commodity - Jellico	0.44481	19,282.32
	25000 Operations	930 Misc Gen Expense	0.00	0.00

Total $71,543.33

Phone #	Fax #	E-mail
(714) 242 - 4064	(714) 850 -0876	thartline@navitasutility.com

Navitas Utility Corporation

3186-D Airway Ave
Costa Mesa, CA 92626

Invoice

Date	Invoice #
1/31/2019	1901TNNG

PAID
03/19/2019

Bill To	Ship To
Navitas TN NG LLC	

P.O. Number	Terms	Rep	Ship	Via	F.O.B.	Project
	Due on receipt		1/31/2019			

Quantity	Item Code	Description	Price Each	Amount
	25000 Operations	874 Mains & Services	5,793.00	5,793.00
	25000 Operations	887 Maintenance of Mains	0.00	0.00
	25000 Operations	893 Maintenance of Meters	638.00	638.00
	25000 Operations	903 Customer Records & Collection	511.00	511.00
	25000 Operations	908 Customer Assistance	738.00	738.00
	25000 Operations	920 Administration & Gen Sales	6,696.00	6,696.00
	25000 Operations	921 Office Supplies	2,646.00	2,646.00
	25000 Operations	923 Outside Services	3,745.00	3,745.00
	25000 Operations	924 Insurance	579.00	579.00
	25000 Operations	925 Safety & Security	83.00	83.00
	25000 Operations	926 Employee Benefits	2,748.00	2,748.00
	25000 Operations	931 Rents	238.00	238.00
	25000 Operations	932 Maintenance of General Plant	152.00	152.00
	25000 Operations	931 Pickups	503.00	503.00
	25000 Operations	931 Tools & Equipment	331.00	331.00
	25000 Operations	931 Office Equipment	371.00	371.00
	25000 Operations	931 Meters	908.00	908.00
20,572	24000 Purchasing	804 Commodity - Byrdstown / Fentress	0.98484	20,260.04
56,600	24000 Purchasing	804 Commodity - Jellico	0.5986	33,880.49
	25000 Operations	909 Info Advertising	25.00	25.00

Total $80,845.53

Phone #	Fax #	E-mail
(714) 242 - 4064	(714) 850 -0876	thartline@navitasutility.com

Navitas Utility Corporation

3186-D Airway Ave
Costa Mesa, CA 92626

Invoice

Date	Invoice #
2/28/2019	1902TNNG

PAID 04/17/2019

Bill To	Ship To
Navitas TN NG LLC	

P.O. Number	Terms	Rep	Ship	Via	F.O.B.	Project
	Due on receipt		2/28/2019			

Quantity	Item Code	Description	Price Each	Amount
	25000 Operations	874 Mains & Services	5,189.00	5,189.00
	25000 Operations	887 Maintenance of Mains	0.00	0.00
	25000 Operations	893 Maintenance of Meters	0.00	0.00
	25000 Operations	903 Customer Records & Collection	385.00	385.00
	25000 Operations	908 Customer Assistance	1,191.00	1,191.00
	25000 Operations	920 Administration & Gen Sales	7,539.00	7,539.00
	25000 Operations	921 Office Supplies	2,253.00	2,253.00
	25000 Operations	923 Outside Services	2,710.00	2,710.00
	25000 Operations	924 Insurance	578.00	578.00
	25000 Operations	925 Safety & Security	40.00	40.00
	25000 Operations	926 Employee Benefits	2,859.00	2,859.00
	25000 Operations	931 Rents	241.00	241.00
	25000 Operations	932 Maintenance of General Plant	111.00	111.00
	25000 Operations	931 Pickups	503.00	503.00
	25000 Operations	931 Tools & Equipment	331.00	331.00
	25000 Operations	931 Office Equipment	371.00	371.00
	25000 Operations	931 Meters	908.00	908.00
24,596	24000 Purchasing	804 Commodity - Byrdstown / Fentress	0.92765	22,816.47
60,642	24000 Purchasing	804 Commodity - Jellico	0.5214	31,618.56
	25000 Operations	909 Info Advertising	0.00	0.00
		InCorp Services 6120 cc 1222	168.47	168.47

Total $79,812.50

Phone #	Fax #	E-mail
(714) 242 - 4064	(714) 850 -0876	thartline@navitasutility.com

ITEM 13

Invoice

Navitas Assets, LLC

Date	Invoice #
1/1/2017	1701TNNG

PAID
04/04/2017

Bill To	Ship To
Navitas TN NG LLC 3186-D Airway Ave Costa Mesa, CA 92626	

P.O. Number	Terms	Rep	Ship	Via	F.O.B.	Project
			1/1/2017			

Quantity	Item Code	Description	Price Each	Amount
	Corp Office Rent TN	Jan Rent for Tennessee (11% of $7,593 monthly total)	867.00	867.00
		Out-of-state sale, exempt from sales tax	0.00%	0.00

Total $867.00

Navitas Assets, LLC

Invoice

Date	Invoice #
2/1/2017	1702TNNG

PAID 04/04/2017

Bill To	Ship To
Navitas TN NG LLC 3186-D Airway Ave Costa Mesa, CA 92626	

P.O. Number	Terms	Rep	Ship	Via	F.O.B.	Project
			2/1/2017			

Quantity	Item Code	Description	Price Each	Amount
	Corp Office Rent TN	Feb Rent for Tennessee (11% of $7,593 monthly total)	867.00	867.00
		Out-of-state sale, exempt from sales tax	0.00%	0.00

Total $867.00

Navitas Assets, LLC

Invoice

Date	Invoice #
3/1/2017	1703TNNG

Bill To	Ship To
Navitas TN NG LLC 3186-D Airway Ave Costa Mesa, CA 92626	

P.O. Number	Terms	Rep	Ship	Via	F.O.B.	Project
			3/1/2017			

Quantity	Item Code	Description	Price Each	Amount
	Corp Office Rent TN	Mar Rent for Tennessee (11% of $7,5935 monthly total)	867.00	867.00
		Out-of-state sale, exempt from sales tax	0.00%	0.00

Total $867.00

Navitas Assets, LLC

Invoice

Date	Invoice #
4/1/2017	1704TNNG

PAID 07/21/2017

Bill To	Ship To
Navitas TN NG LLC 3186-D Airway Ave Costa Mesa, CA 92626	

P.O. Number	Terms	Rep	Ship	Via	F.O.B.	Project
			4/1/2017			

Quantity	Item Code	Description	Price Each	Amount
	Corp Office Rent TN	Apr Rent for Tennessee (11% of $7,5935 monthly total)	867.00	867.00
		Out-of-state sale, exempt from sales tax	0.00%	0.00

Total $867.00

Navitas Assets, LLC

Invoice

Date	Invoice #
5/1/2017	1705TNNG

PAID
07/21/2017

Bill To	Ship To
Navitas TN NG LLC 3186-D Airway Ave Costa Mesa, CA 92626	

P.O. Number	Terms	Rep	Ship	Via	F.O.B.	Project
			5/1/2017			

Quantity	Item Code	Description	Price Each	Amount
	Corp Office Rent TN	May Rent for Tennessee (11% of $7,5935 monthly total)	867.00	867.00
		Out-of-state sale, exempt from sales tax	0.00%	0.00

Total $867.00

Navitas Assets, LLC

Invoice

Date	Invoice #
6/1/2017	1706TNNG

PAID 07/21/2017

Bill To	Ship To
Navitas TN NG LLC 3186-D Airway Ave Costa Mesa, CA 92626	

P.O. Number	Terms	Rep	Ship	Via	F.O.B.	Project
			6/1/2017			

Quantity	Item Code	Description	Price Each	Amount
	Corp Office Rent TN	Jun Rent for Tennessee	867.00	867.00
		(11% of $7,5935 monthly total)		
		Out-of-state sale, exempt from sales tax	0.00%	0.00

Total $867.00

Navitas Assets, LLC

Invoice

Date	Invoice #
7/1/2017	1707TNNG

PAID 08/21/2017

Bill To	Ship To
Navitas TN NG LLC 3186-D Airway Ave Costa Mesa, CA 92626	

P.O. Number	Terms	Rep	Ship	Via	F.O.B.	Project
			7/1/2017			

Quantity	Item Code	Description	Price Each	Amount
	Corp Office Rent TN	Jul Rent for Tennessee (11% of $7,5935 monthly total)	867.00	867.00
		Out-of-state sale, exempt from sales tax	0.00%	0.00

Total $867.00

Navitas Assets, LLC

Invoice

Date	Invoice #
8/1/2017	1708TNNG

PAID 09/20/2017

Bill To	Ship To
Navitas TN NG LLC 3186-D Airway Ave Costa Mesa, CA 92626	

P.O. Number	Terms	Rep	Ship	Via	F.O.B.	Project
			8/1/2017			

Quantity	Item Code	Description	Price Each	Amount
	Corp Office Rent TN	Aug Rent for Tennessee (11% of $7,5935 monthly total)	867.00	867.00
		Out-of-state sale, exempt from sales tax	0.00%	0.00

Total $867.00

Navitas Assets, LLC

Invoice

Date	Invoice #
9/1/2017	1709TNNG

PAID 09/20/2017

Bill To	Ship To
Navitas TN NG LLC 3186-D Airway Ave Costa Mesa, CA 92626	

P.O. Number	Terms	Rep	Ship	Via	F.O.B.	Project
			9/1/2017			

Quantity	Item Code	Description	Price Each	Amount
	Corp Office Rent TN	Sept Rent for Tennessee (11% of $7,5935 monthly total)	867.00	867.00
		Out-of-state sale, exempt from sales tax	0.00%	0.00

Total $867.00

Navitas Assets, LLC

Invoice

Date	Invoice #
10/1/2017	1710TNNG

PAID 12/11/2017

Bill To	Ship To
Navitas TN NG LLC 3186-D Airway Ave Costa Mesa, CA 92626	

P.O. Number	Terms	Rep	Ship	Via	F.O.B.	Project
			10/1/2017			

Quantity	Item Code	Description	Price Each	Amount
	Corp Office Rent TN	Oct Rent for Tennessee (11% of $7,5935 monthly total)	867.00	867.00
		Out-of-state sale, exempt from sales tax	0.00%	0.00

Total $867.00

Navitas Assets, LLC

Invoice

Date	Invoice #
11/1/2017	1711TNNG

PAID 12/11/2017

Bill To	Ship To
Navitas TN NG LLC 3186-D Airway Ave Costa Mesa, CA 92626	

P.O. Number	Terms	Rep	Ship	Via	F.O.B.	Project
			11/1/2017			

Quantity	Item Code	Description	Price Each	Amount
	Corp Office Rent TN	Nov Rent for Tennessee (11% of $7,5935 monthly total)	867.00	867.00
		Out-of-state sale, exempt from sales tax	0.00%	0.00

Total $867.00

Navitas Assets, LLC

Invoice

Date	Invoice #
12/1/2017	1712TNNG

PAID 12/11/2017

Bill To	Ship To
Navitas TN NG LLC 3186-D Airway Ave Costa Mesa, CA 92626	

P.O. Number	Terms	Rep	Ship	Via	F.O.B.	Project
			12/1/2017			

Quantity	Item Code	Description	Price Each	Amount
	Corp Office Rent TN	Dec Rent for Tennessee (11% of $7,5935 monthly total)	867.00	867.00
		Out-of-state sale, exempt from sales tax	0.00%	0.00

Total $867.00

Navitas Assets, LLC

Invoice

Date	Invoice #
1/1/2018	1801TNNG

PAID 06/27/2018

Bill To	Ship To
Navitas TN NG LLC 3186-D Airway Ave Costa Mesa, CA 92626	

P.O. Number	Terms	Rep	Ship	Via	F.O.B.	Project
			1/1/2018			

Quantity	Item Code	Description	Price Each	Amount
	Corp Office Rent TN	Jan Rent for Tennessee (11% of $7,671 monthly total)	872.00	872.00
		Out-of-state sale, exempt from sales tax	0.00%	0.00

Total $872.00

Navitas Assets, LLC

Invoice

Date	Invoice #
2/1/2018	1802TNNG

PAID 06/27/2018

Bill To	Ship To
Navitas TN NG LLC 3186-D Airway Ave Costa Mesa, CA 92626	

P.O. Number	Terms	Rep	Ship	Via	F.O.B.	Project
			2/1/2018			

Quantity	Item Code	Description	Price Each	Amount
	Corp Office Rent TN	Feb Rent for Tennessee (11% of $7,671 monthly total)	872.00	872.00
		Out-of-state sale, exempt from sales tax	0.00%	0.00

Total $872.00

Navitas Assets, LLC

Invoice

Date	Invoice #
3/1/2018	1803TNNG

PAID
06/27/2018

Bill To	Ship To
Navitas TN NG LLC 3186-D Airway Ave Costa Mesa, CA 92626	

P.O. Number	Terms	Rep	Ship	Via	F.O.B.	Project
			3/1/2018			

Quantity	Item Code	Description	Price Each	Amount
	Corp Office Rent TN	Mar Rent for Tennessee (11% of $7,671 monthly total)	872.00	872.00
		Out-of-state sale, exempt from sales tax	0.00%	0.00

Total $872.00

Navitas Assets, LLC

Invoice

Date	Invoice #
4/1/2018	1804TNNG

PAID 08/24/2018

Bill To	Ship To
Navitas TN NG LLC 3186-D Airway Ave Costa Mesa, CA 92626	

P.O. Number	Terms	Rep	Ship	Via	F.O.B.	Project
			4/1/2018			

Quantity	Item Code	Description	Price Each	Amount
	Corp Office Rent TN	Apr Rent for Tennessee (11% of $7,671 monthly total)	872.00	872.00
		Out-of-state sale, exempt from sales tax	0.00%	0.00

Total $872.00

Navitas Assets, LLC

Invoice

Date	Invoice #
5/1/2018	1805TNNG

PAID
08/24/2018

Bill To	Ship To
Navitas TN NG LLC 3186-D Airway Ave Costa Mesa, CA 92626	

P.O. Number	Terms	Rep	Ship	Via	F.O.B.	Project
			5/1/2018			

Quantity	Item Code	Description	Price Each	Amount
	Corp Office Rent TN	May Rent for Tennessee (11% of $7,671 monthly total)	872.00	872.00
		Out-of-state sale, exempt from sales tax	0.00%	0.00

Total $872.00

Navitas Assets, LLC

Invoice

Date	Invoice #
6/1/2018	1806TNNG

PAID 08/24/2018

Bill To	Ship To
Navitas TN NG LLC 3186-D Airway Ave Costa Mesa, CA 92626	

P.O. Number	Terms	Rep	Ship	Via	F.O.B.	Project
			6/1/2018			

Quantity	Item Code	Description	Price Each	Amount
	Corp Office Rent TN	Jun Rent for Tennessee (11% of $7,671 monthly total)	872.00	872.00
		Out-of-state sale, exempt from sales tax	0.00%	0.00

Total $872.00

Navitas Assets, LLC

Invoice

Date	Invoice #
7/1/2018	1807TNNG

PAID 10/29/2018

Bill To	Ship To
Navitas TN NG LLC 3186-D Airway Ave Costa Mesa, CA 92626	

P.O. Number	Terms	Rep	Ship	Via	F.O.B.	Project
			7/1/2018			

Quantity	Item Code	Description	Price Each	Amount
	Corp Office Rent TN	Jul Rent for Tennessee (11% of $7,671 monthly total)	872.00	872.00
		Out-of-state sale, exempt from sales tax	0.00%	0.00

Total $872.00

Navitas Assets, LLC

Invoice

Date	Invoice #
8/1/2018	1808TNNG

PAID 10/29/2018

Bill To	Ship To
Navitas TN NG LLC 3186-D Airway Ave Costa Mesa, CA 92626	

P.O. Number	Terms	Rep	Ship	Via	F.O.B.	Project
			8/1/2018			

Quantity	Item Code	Description	Price Each	Amount
	Corp Office Rent TN	Aug Rent for Tennessee (11% of $7,671 monthly total)	872.00	872.00
		Out-of-state sale, exempt from sales tax	0.00%	0.00

Total $872.00

Navitas Assets, LLC

Invoice

Date	Invoice #
9/1/2018	1809TNNG

PAID
10/29/2018

Bill To	Ship To
Navitas TN NG LLC 3186-D Airway Ave Costa Mesa, CA 92626	

P.O. Number	Terms	Rep	Ship	Via	F.O.B.	Project
			9/1/2018			

Quantity	Item Code	Description	Price Each	Amount
	Corp Office Rent TN	Sep Rent for Tennessee (11% of $7,671 monthly total)	872.00	872.00
		Out-of-state sale, exempt from sales tax	0.00%	0.00

Total $872.00

Navitas Assets, LLC

Invoice

Date	Invoice #
10/1/2018	1810TNNG

PAID 10/29/2018

Bill To	Ship To
Navitas TN NG LLC 3186-D Airway Ave Costa Mesa, CA 92626	

P.O. Number	Terms	Rep	Ship	Via	F.O.B.	Project
			10/1/2018			

Quantity	Item Code	Description	Price Each	Amount
	Corp Office Rent TN	Oct Rent for Tennessee (11% of $7,671 monthly total)	872.00	872.00
		Out-of-state sale, exempt from sales tax	0.00%	0.00

Total $872.00

Navitas Assets, LLC

Invoice

Date	Invoice #
11/1/2018	1811TNNG

PAID 11/16/2018

Bill To	Ship To
Navitas TN NG LLC 3186-D Airway Ave Costa Mesa, CA 92626	

P.O. Number	Terms	Rep	Ship	Via	F.O.B.	Project
			11/1/2018			

Quantity	Item Code	Description	Price Each	Amount
	Corp Office Rent TN	Nov Rent for Tennessee (11% of $7,671 monthly total)	872.00	872.00
		Out-of-state sale, exempt from sales tax	0.00%	0.00

Total $872.00

Navitas Assets, LLC

Invoice

Date	Invoice #
12/1/2018	1812TNNG

PAID
11/16/2018

Bill To	Ship To
Navitas TN NG LLC 3186-D Airway Ave Costa Mesa, CA 92626	

P.O. Number	Terms	Rep	Ship	Via	F.O.B.	Project
			12/1/2018			

Quantity	Item Code	Description	Price Each	Amount
	Corp Office Rent TN	Dec Rent for Tennessee (11% of $7,671 monthly total)	872.00	872.00
		Out-of-state sale, exempt from sales tax	0.00%	0.00

Total $872.00

Class	Tennessee													Item 14
Sum of Debit	**Column Labels**													
Row Labels	**Jan**	**Feb**	**Mar**	**Apr**	**May**	**Jun**	**Jul**	**Aug**	**Sep**	**Oct**	**Nov**	**Dec**	**Grand Total**	**Nature**
Baker Donelson	**893.93**												**893.93**	General Counsel
2017	893.93												893.93	
Cintas Corporation # 207	**225.00**	**200.00**	**225.00**	**225.00**	**200.00**	**235.76**	**238.45**	**238.45**	**210.76**	**235.76**	**238.45**	**216.80**	**2,689.43**	Uniforms Cleaning Service
2017	100.00	100.00	125.00	100.00	100.00	125.00	100.00	100.00	100.00	125.00	100.00	100.00	1,275.00	
2018	125.00	100.00	100.00	125.00	100.00	110.76	138.45	138.45	110.76	110.76	138.45	116.80	1,414.43	
Farris Bobango Branan PLC	**1,500.00**	**1,500.00**	**1,500.00**	**1,500.00**	**1,500.00**	**4,500.00**	**3,000.00**	**3,000.00**	**3,000.00**	**3,000.00**	**3,000.00**	**3,000.00**	**30,000.00**	Consulting
2017						3,000.00	1,500.00	1,500.00	1,500.00	1,500.00	1,500.00	1,500.00	12,000.00	
2018	1,500.00	1,500.00	1,500.00	1,500.00	1,500.00	1,500.00	1,500.00	1,500.00	1,500.00	1,500.00	1,500.00	1,500.00	18,000.00	
Klint Alexander	**1,500.00**	**1,000.00**	**1,000.00**	**500.00**	**1,500.00**	**1,000.00**	**1,000.00**	**1,000.00**	**1,000.00**	**500.00**	**1,000.00**	**1,000.00**	**12,000.00**	General Counsel
2017		500.00	500.00	500.00	500.00	500.00	500.00	500.00	500.00		500.00	500.00	5,000.00	
2018	1,500.00	500.00	500.00		1,000.00	500.00	500.00	500.00	500.00	500.00	500.00	500.00	7,000.00	
Navitas TN NG LLC														General Counsel - Klint Alexander
2017														
Navitas TN NG LLC:B&W Pipeline RC			**1,837.50**										**1,837.50**	Farris Bobango Branan PLC - B&W Rate Case appeal
2017			1,837.50										1,837.50	
Grand Total	**4,118.93**	**2,700.00**	**4,562.50**	**2,225.00**	**3,200.00**	**5,735.76**	**4,238.45**	**4,238.45**	**4,210.76**	**3,735.76**	**4,238.45**	**4,216.80**	**47,420.86**	

ITEM 14

Type	Date	Num	Name	Memo	Clr	Split	Item 14 Debit	Credit
Indirect Costs								
923 · Outside Services								
Bill	1/31/2017	1701TNNG	Navitas Utility Corporation			2233 · Othe	2,690.00	
Bill	2/28/2017	1702TNNG	Navitas Utility Corporation			2233 · Othe	2,122.00	
Bill	3/31/2017	1703TNNG	Navitas Utility Corporation			2233 · Othe	1,823.00	
Bill	4/30/2017	1704TNNG	Navitas Utility Corporation			2233 · Othe	1,557.00	
Bill	5/31/2017	1705TNNG	Navitas Utility Corporation			2233 · Othe	2,436.00	
Bill	6/30/2017	1706TNNG	Navitas Utility Corporation			2233 · Othe	4,440.00	
Bill	7/31/2017	1707TNNG	Navitas Utility Corporation			2233 · Othe	780.00	
Bill	8/31/2017	1708TNNG	Navitas Utility Corporation			2233 · Othe	2,915.00	
Bill	9/30/2017	1709TNNG	Navitas Utility Corporation			2233 · Othe	3,061.00	
Bill	10/31/2017	1710TNNG	Navitas Utility Corporation			2233 · Othe	2,875.00	
Bill	11/30/2017	1711TNNG	Navitas Utility Corporation			2233 · Othe	3,711.00	
Bill	12/31/2017	1712TNNG	Navitas Utility Corporation			2233 · Othe	3,029.00	
Bill	1/31/2018	1801TNNG	Navitas Utility Corporation			2233 · Othe	4,433.00	
Bill	2/28/2018	1802TNNG	Navitas Utility Corporation			2233 · Othe	3,377.00	
Bill	3/31/2018	1803TNNG	Navitas Utility Corporation			2233 · Othe	3,387.00	
Bill	4/30/2018	1804TNNG	Navitas Utility Corporation			2233 · Othe	2,350.00	
Bill	5/31/2018	1805TNNG	Navitas Utility Corporation			2233 · Othe	3,348.00	
Bill	6/30/2018	1806TNNG	Navitas Utility Corporation			2233 · Othe	3,746.00	
Bill	7/31/2018	1807TNNG	Navitas Utility Corporation			2233 · Othe	2,882.00	
Bill	8/31/2018	1808TNNG	Navitas Utility Corporation			2233 · Othe	2,928.00	
Bill	9/30/2018	1809TNNG	Navitas Utility Corporation			2233 · Othe	3,400.00	
Bill	10/31/2018	1810TNNG	Navitas Utility Corporation			2233 · Othe	3,196.00	
Bill	11/30/2018	1811TNNG	Navitas Utility Corporation			2233 · Othe	2,745.00	
Bill	12/31/2018	1812TNNG	Navitas Utility Corporation			2233 · Othe	3,193.00	
Total 923 · Outside Services							70,424.00	-
Total Indirect Costs							70,424.00	-
TOTAL							70,424.00	-

17. Identify the LDC's twenty-five (25) largest customers, based on volumes delivered, for the latest fiscal year. If the LDC projects a material change in the volumes delivered or rates charged to any such customer, provide a mailing address, contact person, telephone number, and the following for each customer:

Due to customer privacy requirements, this information will be provided in an encrypted PDF to an email address designated by the Tennessee Public Utility Commission.

(a) Transportation (gas companies only) and sales volumes by tariff and by month for the last three (3) fiscal years for each customer, including the step volume information for the appropriate classification.

Navitas does not have any step volume tariffs.

(b) Copies of all correspondence and notes of discussion or meetings with these customers regarding their anticipated usage from the test period through the attrition period.

Not applicable.

18. Provide the number of the LDC's customers by rate classification and by month for the last three (3) fiscal years. Provide a summary schedule showing the number of days in each billing cycle for each month for the latest 18 months. Provide computer files for this information.

An electronic file summarizing this information will be provided to the email address designated by the Tennessee Public Utility Commission.

19. Provide a list of the LDC's customers who have changed rate classes in the test period. Show the schedule movement and any adjustments you have made to the bills and usage for the attrition period. Provide the number of net additions by customer classification and by month for the latest 24 months.

No customers have changed rate classes in the test period.

20. Provide the number of the LDC's billing cycles per month and the identity of any specific groups of customers billed on a particular cycle.

Navitas TN NG, LLC bills once per month. Generally, billing is conducted on the 7th or as close to the 7th as possible in the event of a weekend, holiday, or technical issue. All customers are billed on the same day.

21. For gas companies only, provide a copy of all weather normalization work papers used in projecting attrition period revenues. Provide weather normalized, if applicable, sales volumes in

dekatherms, by class of customer and supporting documentation for the test period. Provide computer files for this information.

Navitas intends to use normalization during the tariff design stage of the rate case. However, at the time of filing, Navitas had not engaged a consultant to perform a weather normalization study for the test period. Navitas will revisit the issue of whether to engage a consultant if resources permit.

Preliminary analysis indicates the test case year was 7% colder than normal, see enclosed data.

22. Provide a copy of any usage and growth trends and any adjustments used to project revenues.

A schedule of usage and growth trends is included herein.

23. For gas companies only, provide the computation of an average bill for a residential heating customer under present and proposed rate schedules through 2019.

RESIDENTIAL AVERAGE BILL

	CCF Per Customer	Current PGA (0.5052)	Current Tariff	Current Customer Charge	Current Average Bill	Proposed Tariff	Proposed Customer Charge	Proposed Average Bill
Jan	68	$34.35	$61.89	$9.00	$105.24	$72.87	$14.49	$121.71
Feb	125	$63.15	$107.21	$9.00	$179.36	$125.88	$14.49	$203.52
Mar	63	$31.83	$57.92	$9.00	$98.74	$68.22	$14.49	$114.54
Apr	57	$28.80	$53.15	$9.00	$90.94	$62.64	$14.49	$105.93
May	36	$18.19	$36.45	$9.00	$63.64	$43.11	$14.49	$75.79
Jun	9	$4.55	$14.99	$9.00	$28.53	$18.00	$14.49	$37.04
Jul	2	$1.01	$9.42	$9.00	$19.43	$11.49	$14.49	$26.99
Aug	2	$1.01	$9.42	$9.00	$19.43	$11.49	$14.49	$26.99
Sep	2	$1.01	$9.42	$9.00	$19.43	$11.49	$14.49	$26.99
Oct	2	$1.01	$9.42	$9.00	$19.43	$11.49	$14.49	$26.99
Nov	12	$6.06	$17.37	$9.00	$32.43	$20.79	$14.49	$41.34
Dec	54	$27.28	$50.76	$9.00	$87.04	$59.85	$14.49	$101.62
					$763.65			**$909.45**

24. Provide the computation of the average cost of adding a new residential customer in TN for the last three (3) fiscal years.

The average cost of adding a new residential customer in Tennessee for the last three fiscal years is $580.00. The computation is included herein.

25. Provide a breakdown by source of all revenues shown as "Other Operating Revenues" for the test period and attrition period. Include the units and rates for each source.

Included herein is a breakdown of the tariff terms and conditions revenue for the test period.

26. Explain any large variances in Other Revenues between the test period and the attrition period.

Navitas has no Other Revenues in Tennessee. Included herein is a schedule regarding current and proposed revenues.

27. List all special contract customers and their usage by month during the test period. Explain any anticipated changes in usage during the attrition period.

Not applicable.

28. For gas and electric companies only, provide a comparative analysis of heating costs for a typical residential customer using current electric and gas rates. State the Company's assumptions in preparing this analysis, along with backup for those assumptions.

KWH/CCF 29.3
Efficiency Factor 85%
Multiplier 34.47

	CCF per Customer	KWH per Customer	Price per KWH	Projected Average Electric Bill
Jan	**68**	**2344**	**$0.12**	**$289.61**
Feb	**125**	**4309**	**$0.12**	**$532.36**
Mar	**63**	**2172**	**$0.12**	**$268.31**
Apr	**57**	**1965**	**$0.12**	**$242.76**
May	**36**	**1241**	**$0.12**	**$153.32**
Jun	**9**	**310**	**$0.12**	**$38.33**
Jul	**2**	**69**	**$0.12**	**$8.52**
Aug	**2**	**69**	**$0.12**	**$8.52**
Sep	**2**	**69**	**$0.12**	**$8.52**
Oct	**2**	**69**	**$0.12**	**$8.52**
Nov	**12**	**414**	**$0.12**	**$51.11**
Dec	**54**	**1861**	**$0.12**	**$229.98**
				$1,839.85

The projected electric bill of $153.32 as compared to the projected gas bill of $75.79 based on the following assumptions: 29.3 KWH of electricity per 1 CCF of natural gas, combustion heating appliances are 10% to 20% more efficient than resistance heating appliances. Price per KWH obtained from recent office electric bill from Jellico provider.

MEMO

TO: Chicken Growers
DATE: March 2011
CC:
FROM: Thomas Hartline
RE: Late fees policy

Late fees policy

Gasco, the previous owner of the Jellico, Byrdstown, & Albany systems had an unwritten policy of not applying late fees during the grow-out period for chicken husbandry operations. Upon review of this policy, Navitas believes there may be potential regulatory issues with this unwritten policy. First and foremost, it must be applied equally to all growers equally. Second, we believe it should be a clear written policy. Third, it may need to be submitted to the Kentucky Public Service Commission for approval.

Since Navitas does not know when the growers obtain and sell livestock, our policy cannot take into account a specific grower's cycle. As such our policy will be uniform for all growers as follows:

- Navitas will waive up to two months of late fees so long as the account is brought current prior to a third late fee applying. Thus, once two months of late fees have been applied, the account (billed out on the 7th of the month) must be brought current before the 1st of the following month.
- Navitas will waive one month of late fees so long as the account is brought current prior to a fourth late fee. Thus, once three months of late fees have been applied, the account (billed out on the 7th of the month) must be brought current before the 1st of the following month. In this instance two of the three months of late fees will stand and be due and payable.
- No late fees will be waived for an account more than four months past due.

Keeping in mind that some months have more days than others, a simple description of the policy is that so long as the bill is paid in full every ten-weeks, penalties will be waived.

Please note that penalties will show on the bill until they are waived.

MEMO

TO: Agricultural users
CC:
FROM: Thomas Hartline
RE: Tax exemptions

DATE: March 2011

Tax exemption policy

Navitas involvement in taxes on consumer's bills is to apply and remit. Navitas does not determine if a particular consumer is exempt. Rather the consumer must provide a copy of their exemption certificate for our files. Once a certificate from the appropriate entity is provided, then Navitas will no longer apply the particular tax to the consumer's bill.

Navitas TN NG,
LLC Docket
19-00057

Section: Revenue

Item: 18

To be provided electronically

Encrypted: No

Navitas Statistics (Excel file)

Billing Edit List--Revenue Class Totals

Navitas TN NG, LLC

From: 01/07/2016 Through: 01/07/2016

REGULAR AND FINAL BILLS

Sorted by: Name

Revenue Class	Number of Bills	Actual Usage	Billed Usage	Met. Dep App/Ref	Prev. Balance	Current Charge	Taxes	Current Discount	Net Amt.	Pending Late Fees	Gross Amount
RESIDENTIAL GAS	442	18325.	18325.	-4345.62	-19637.27	17877.82	0.00	0.00	-6105.07	789.35	-5315.72
RESIDENTIAL PGA	435	18325.	18325.	-591.24	2157.96	7558.27	0.00	0.00	9124.99	399.17	9524.16
RESIDENTIAL CUST CHARGE	452			-289.65	1860.56	4059.00	0.00	0.00	5629.91	251.08	5880.99
RESIDENTIAL STATE TAX	107			0.00	-883.44	0.00	0.00	0.00	-883.44	0.00	-883.44
RESIDENTIAL COUNTY TAX	101			0.00	-279.48	0.00	0.00	0.00	-279.48	0.00	-279.48
RESIDENTIAL CITY TAX	103			0.00	-281.73	0.00	0.00	0.00	-281.73	0.00	-281.73
RESIDENTIAL GRS RCPTS TX	435			-51.73	307.80	754.73	0.00	0.00	1010.80	45.57	1056.37
RESIDENTIAL FRANCHISE TX	395			-21.76	218.13	534.07	0.00	0.00	730.44	34.33	764.77
COMMERCIAL GAS	86	12512.	12512.	-200.00	3792.39	10990.33	0.00	0.00	14582.72	724.00	15306.72
COMMERCIAL PGA	86	12512.	12512.	0.00	3204.52	6355.03	0.00	0.00	9559.55	470.84	10030.39
COMMERCIAL CUST CHARGE	91			0.00	568.49	819.00	0.00	0.00	1387.49	62.78	1450.27
COMMERCIAL STATE TAX	56			0.00	486.04	621.95	0.00	0.00	1107.99	58.94	1166.93
COMMERCIAL CITY TAX	46			0.00	-2056.03	0.00	0.00	0.00	-2056.03	0.00	-2056.03
COMMERCIAL GRS RCPTS TX	57			0.00	310.90	404.22	0.00	0.00	715.12	37.03	752.15
COMMERCIAL FRANCHISE TX	56			0.00	245.91	294.07	0.00	0.00	539.98	27.81	567.79
PBLC, INDSTRL, & INSTTTNL GAS	16	15313.	15313.	0.00	6729.80	11868.06	0.00	0.00	18597.86	302.72	18900.58
PBLC, INDSTRL, & INSTTTNL PGA	16	15313.	15313.	0.00	5554.46	7298.25	0.00	0.00	12852.71	588.81	13441.52
PBLC, INDSTRL, & INSTTTNL CUST CHARGE	17			0.00	142.39	238.00	0.00	0.00	380.39	15.40	395.79
PBLC, INDSTRL, & INSTTTNL STATE TAX	5			0.00	-9135.55	174.67	0.00	0.00	-8960.88	14.63	-8946.25
PBLC, INDSTRL, & INSTTTNL CITY TAX	6			0.00	-4277.32	0.00	0.00	0.00	-4277.32	0.00	-4277.32
PBLC, INDSTRL, & INSTTTNL GRS RCPTS TX	7			0.00	560.18	457.46	0.00	0.00	1017.64	54.72	1072.36
PBLC, INDSTRL, & INSTTTNL FRANCHISE TX	7			0.00	426.04	352.72	0.00	0.00	778.76	43.19	821.95
Grand Total	3022	92300	92300	-5500.00	-9985.25	70657.65	0.00	0.00	55172.40	3920.37	59092.77

ITEM 18

Billing Edit List--Revenue Class Totals

Navitas TN NG, LLC

From: 02/07/2016 Through: 02/07/2016

REGULAR AND FINAL BILLS

Sorted by: Name

Revenue Class	Number of Bills	Actual Usage	Billed Usage	Met. Dep App/Ref	Prev. Balance	Current Charge	Taxes	Current Discount	Net Amt.	Pending Late Fees	Gross Amount
RESIDENTIAL GAS	447	40944.	40944.	-843.87	-24701.06	35959.42	0.00	0.00	10414.49	1469.19	11883.68
RESIDENTIAL PGA	445	40944.	40944.	-184.25	1925.44	16627.66	0.00	0.00	18368.85	795.92	19164.77
RESIDENTIAL CUST CHARGE	452			-40.74	1794.25	4059.00	0.00	0.00	5812.51	257.34	6069.85
RESIDENTIAL STATE TAX	106			0.00	-868.04	0.00	0.00	0.00	-868.04	0.00	-868.04
RESIDENTIAL COUNTY TAX	100			0.00	-274.53	0.00	0.00	0.00	-274.53	0.00	-274.53
RESIDENTIAL CITY TAX	102			0.00	-276.78	0.00	0.00	0.00	-276.78	0.00	-276.78
RESIDENTIAL GRS RCPTS TX	444			-17.34	295.27	1571.45	0.00	0.00	1849.38	82.40	1931.78
RESIDENTIAL FRANCHISE TX	401			-13.80	201.70	1122.27	0.00	0.00	1310.17	60.03	1370.20
COMMERCIAL GAS	89	22323.	22323.	-392.04	5139.86	18884.13	0.00	0.00	23631.95	1164.12	24796.07
COMMERCIAL PGA	89	22323.	22323.	-173.91	4573.24	10018.24	0.00	0.00	14417.57	716.78	15134.35
COMMERCIAL CUST CHARGE	93			-9.00	463.00	837.00	0.00	0.00	1291.00	63.99	1354.99
COMMERCIAL STATE TAX	58			-25.05	331.83	1192.25	0.00	0.00	1499.03	79.02	1578.05
COMMERCIAL COUNTY TAX	1			0.00	-4.95	0.00	0.00	0.00	-4.95	0.00	-4.95
COMMERCIAL CITY TAX	47			0.00	-2060.98	0.00	0.00	0.00	-2060.98	0.00	-2060.98
COMMERCIAL GRS RCPTS TX	60			0.00	382.74	589.64	0.00	0.00	972.38	49.59	1021.97
COMMERCIAL FRANCHISE TX	59			0.00	273.91	444.29	0.00	0.00	718.20	36.60	754.80
PBLC, INDSTRL, & INSTTTNL GAS	16	24920.	24920.	0.00	6532.04	19121.39	0.00	0.00	25653.43	654.20	26307.63
PBLC, INDSTRL, & INSTTTNL PGA	16	24920.	24920.	0.00	5291.04	12743.03	0.00	0.00	18034.07	847.66	18881.73
PBLC, INDSTRL, & INSTTTNL CUST CHARGE	17			0.00	126.00	238.00	0.00	0.00	364.00	16.10	380.10
PBLC, INDSTRL, & INSTTTNL STATE TAX	5			0.00	-9078.80	355.00	0.00	0.00	-8723.80	26.48	-8697.32
PBLC, INDSTRL, & INSTTTNL CITY TAX	6			0.00	-4277.32	0.00	0.00	0.00	-4277.32	0.00	-4277.32
PBLC, INDSTRL, & INSTTTNL GRS RCPTS TX	7			0.00	794.55	686.45	0.00	0.00	1481.00	77.88	1558.88
PBLC, INDSTRL, & INSTTTNL FRANCHISE TX	7			0.00	612.49	511.44	0.00	0.00	1123.93	60.45	1184.38
Grand Total	3067	176374	176374	-1700.00	-12805.10	124960.66	0.00	0.00	110455.56	6457.75	116913.31

Billing Edit List--Revenue Class Totals

Navitas TN NG, LLC

From: 03/07/2016 Through: 03/07/2016

REGULAR AND FINAL BILLS

Sorted by: Name

Revenue Class	Number of Bills	Actual Usage	Billed Usage	Met. Dep App/Ref	Prev. Balance	Current Charge	Taxes	Current Discount	Net Amt.	Pending Late Fees	Gross Amount
RESIDENTIAL GAS	446	35349.	35349.	-621.56	-17728.36	31535.75	0.00	0.00	13185.83	1435.75	14621.58
RESIDENTIAL PGA	444	35349.	35349.	-190.40	1756.85	14276.77	0.00	0.00	15843.22	719.76	16562.98
RESIDENTIAL CUST CHARGE	449			-28.37	1052.45	4032.00	0.00	0.00	5056.08	227.78	5283.86
RESIDENTIAL STATE TAX	106			0.00	-869.53	0.00	0.00	0.00	-869.53	0.00	-869.53
RESIDENTIAL COUNTY TAX	100			0.00	-275.01	0.00	0.00	0.00	-275.01	0.00	-275.01
RESIDENTIAL CITY TAX	102			0.00	-277.26	0.00	0.00	0.00	-277.26	0.00	-277.26
RESIDENTIAL GRS RCPTS TX	444			-18.92	491.20	1369.34	0.00	0.00	1841.62	85.27	1926.89
RESIDENTIAL FRANCHISE TX	400			-15.75	359.28	983.65	0.00	0.00	1327.18	62.88	1390.06
COMMERCIAL GAS	88	21245.	21245.	0.00	571.07	18018.60	0.00	0.00	18589.67	906.02	19495.69
COMMERCIAL PGA	88	21245.	21245.	0.00	1912.42	9846.02	0.00	0.00	11758.44	582.23	12340.67
COMMERCIAL CUST CHARGE	93			0.00	338.79	837.00	0.00	0.00	1175.79	57.36	1233.15
COMMERCIAL STATE TAX	59			0.00	635.92	1155.84	0.00	0.00	1791.76	93.63	1885.39
COMMERCIAL COUNTY TAX	1			0.00	-4.95	0.00	0.00	0.00	-4.95	0.00	-4.95
COMMERCIAL CITY TAX	47			0.00	-2060.98	0.00	0.00	0.00	-2060.98	0.00	-2060.98
COMMERCIAL GRS RCPTS TX	60			0.00	430.09	601.00	0.00	0.00	1031.09	52.20	1083.29
COMMERCIAL FRANCHISE TX	59			0.00	343.60	448.64	0.00	0.00	792.24	40.01	832.25
PBLC, INDSTRL, & INSTTTNL GAS	15	26503.	26503.	0.00	7344.33	20297.35	0.00	0.00	27641.68	719.16	28360.84
PBLC, INDSTRL, & INSTTTNL PGA	15	26503.	26503.	0.00	4161.60	13320.19	0.00	0.00	17481.79	852.39	18334.18
PBLC, INDSTRL, & INSTTTNL CUST CHARGE	17			0.00	123.35	238.00	0.00	0.00	361.35	18.07	379.42
PBLC, INDSTRL, & INSTTTNL STATE TAX	5			0.00	-8909.32	367.07	0.00	0.00	-8542.25	35.56	-8506.69
PBLC, INDSTRL, & INSTTTNL CITY TAX	6			0.00	-4277.32	0.00	0.00	0.00	-4277.32	0.00	-4277.32
PBLC, INDSTRL, & INSTTTNL GRS RCPTS TX	6			0.00	894.05	759.57	0.00	0.00	1653.62	86.51	1740.13
PBLC, INDSTRL, & INSTTTNL FRANCHISE TX	6			0.00	663.31	572.70	0.00	0.00	1236.01	66.06	1302.07
Grand Total	3056	166194	166194	-875.00	-13324.42	118659.49	0.00	0.00	104460.07	6040.64	110500.71

Billing Edit List--Revenue Class Totals

Navitas KY NG, LLC

From: 04/07/2016 Through: 04/07/2016

REGULAR AND FINAL BILLS

Sorted by: Name

Revenue Class	Number of Bills	Actual Usage	Billed Usage	Met. Dep App/Ref	Prev. Balance	Current Charge	Taxes	Current Discount	Net Amt.	Pending Late Fees	Gross Amount
RESIDENTIAL GAS	74	4098.	4098.	0.00	-1298.06	1893.28	0.00	0.00	595.22	107.48	702.70
RESIDENTIAL PGA	73	4098.	4098.	0.00	449.77	2148.92	0.00	0.00	2598.69	119.79	2718.48
RESIDENTIAL CUST CHARGE	77			0.00	224.68	616.00	0.00	0.00	840.68	38.37	879.05
RESIDENTIAL STATE TAX	4			0.00	-5.44	0.00	0.00	0.00	-5.44	0.00	-5.44
RESIDENTIAL COUNTY FRN	17			0.00	6.78	52.43	0.00	0.00	59.21	2.93	62.14
RESIDENTIAL CITY FRN TAX	59			0.00	61.41	245.23	0.00	0.00	306.64	13.99	320.63
RESIDENTIAL OTHER TAX	74			0.00	34.16	121.28	0.00	0.00	155.44	7.24	162.68
COMMERCIAL GAS	50	22422.	22422.	0.00	1331.84	8116.73	0.00	0.00	9448.57	481.92	9930.49
COMMERCIAL PGA	49	22422.	22422.	0.00	4657.76	11757.63	0.00	0.00	16415.39	477.48	16892.87
COMMERCIAL CUST CHARGE	52			0.00	147.21	1820.00	0.00	0.00	1967.21	94.82	2062.03
COMMERCIAL STATE TAX	29			0.00	-6780.16	268.11	0.00	0.00	-6512.05	14.36	-6497.69
COMMERCIAL COUNTY FRN	13			0.00	-58.46	69.86	0.00	0.00	11.40	3.48	14.88
COMMERCIAL CITY FRN TAX	21			0.00	658.98	827.32	0.00	0.00	1486.30	74.34	1560.64
COMMERCIAL OTHER TAX	49			0.00	247.35	596.26	0.00	0.00	843.61	42.21	885.82
INDUSTRIAL GAS	13	63332.	63332.	0.00	-521207.35	22926.17	0.00	0.00	-498281.18	294.41	-497986.77
INDUSTRIAL PGA	13	63332.	63332.	0.00	-64487.47	33210.03	0.00	0.00	-31277.44	415.85	-30861.59
INDUSTRIAL CUST CHARGE	12			0.00	75.00	900.00	0.00	0.00	975.00	48.75	1023.75
INDUSTRIAL STATE TAX	13			0.00	-5940.50	3256.60	0.00	0.00	-2683.90	37.68	-2646.22
INDUSTRIAL COUNTY FRN	3			0.00	-4569.57	2198.36	0.00	0.00	-2371.21	9.91	-2361.30
INDUSTRIAL CITY FRN TAX	11			0.00	-8156.40	973.53	0.00	0.00	-7182.87	48.69	-7134.18
INDUSTRIAL OTHER TAX	13			0.00	-2741.74	1684.07	0.00	0.00	-1057.67	24.20	-1033.47
AGRICULTURE HEAT GAS	6	3544.	3544.	0.00	556.50	1282.92	0.00	0.00	1839.42	91.98	1931.40
AGRICULTURE HEAT PGA	6	3544.	3544.	0.00	3188.76	1858.40	0.00	0.00	5047.16	252.33	5299.49
AGRICULTURE HEAT CUST CHARGE	6			0.00	70.00	210.00	0.00	0.00	280.00	14.00	294.00
AGRICULTURE HEAT STATE TAX	3			0.00	0.00	37.38	0.00	0.00	37.38	1.88	39.26
AGRICULTURE HEAT COUNTY FRN	5			0.00	339.44	147.99	0.00	0.00	487.43	24.37	511.80
AGRICULTURE HEAT CITY FRN TAX	1			0.00	0.00	14.54	0.00	0.00	14.54	0.73	15.27
AGRICULTURE HEAT OTHER TAX	6			0.00	220.23	94.24	0.00	0.00	314.47	15.73	330.20
Grand Total	752	186792	186792	0.00	-602975.28	97327.28	0.00	0.00	-505648.00	2758.92	-502889.08

Billing Edit List--Revenue Class Totals

Navitas TN NG, LLC

From: 05/07/2016 Through: 05/07/2016

REGULAR AND FINAL BILLS

Sorted by: Name

Revenue Class	Number of Bills	Actual Usage	Billed Usage	Met. Dep App/Ref	Prev. Balance	Current Charge	Taxes	Current Discount	Net Amt.	Pending Late Fees	Gross Amount
RESIDENTIAL GAS	438	10265.	10265.	-191.00	-12751.16	11232.91	0.00	0.00	-1709.25	685.67	-1023.58
RESIDENTIAL PGA	435	10265.	10265.	0.00	2215.83	3577.48	0.00	0.00	5793.31	269.14	6062.45
RESIDENTIAL CUST CHARGE	450			-9.00	1417.27	4041.00	0.00	0.00	5449.27	238.70	5687.97
RESIDENTIAL STATE TAX	107			0.00	-857.94	0.00	0.00	0.00	-857.94	0.00	-857.94
RESIDENTIAL COUNTY TAX	101			0.00	-271.28	0.00	0.00	0.00	-271.28	0.00	-271.28
RESIDENTIAL CITY TAX	103			0.00	-273.53	0.00	0.00	0.00	-273.53	0.00	-273.53
RESIDENTIAL GRS RCPTS TX	438			0.00	404.22	441.66	0.00	0.00	845.88	39.86	885.74
RESIDENTIAL FRANCHISE TX	396			0.00	280.87	318.84	0.00	0.00	599.71	29.52	629.23
COMMERCIAL GAS	82	8762.	8762.	0.00	5225.84	7889.34	0.00	0.00	13115.18	651.69	13766.87
COMMERCIAL PGA	83	8762.	8762.	0.00	7805.97	4294.62	0.00	0.00	12100.59	583.89	12684.48
COMMERCIAL CUST CHARGE	92			0.00	317.58	828.00	0.00	0.00	1145.58	49.76	1195.34
COMMERCIAL STATE TAX	55			0.00	1361.63	575.67	0.00	0.00	1937.30	101.41	2038.71
COMMERCIAL COUNTY TAX	1			0.00	-4.95	0.00	0.00	0.00	-4.95	0.00	-4.95
COMMERCIAL CITY TAX	48			0.00	-2102.90	0.00	0.00	0.00	-2102.90	0.00	-2102.90
COMMERCIAL GRS RCPTS TX	56			0.00	771.84	317.05	0.00	0.00	1088.89	55.05	1143.94
COMMERCIAL FRANCHISE TX	55			0.00	544.59	234.88	0.00	0.00	779.47	39.69	819.16
PBLC, INDSTRL, & INSTTTNL GAS	14	15629.	15629.	0.00	8315.96	12068.31	0.00	0.00	20384.27	394.67	20778.94
PBLC, INDSTRL, & INSTTTNL PGA	14	15629.	15629.	0.00	4392.99	5413.39	0.00	0.00	9806.38	438.92	10245.30
PBLC, INDSTRL, & INSTTTNL CUST CHARGE	16			0.00	114.10	224.00	0.00	0.00	338.10	16.92	355.02
PBLC, INDSTRL, & INSTTTNL STATE TAX	5			0.00	-9038.99	60.08	0.00	0.00	-8978.91	13.73	-8965.18
PBLC, INDSTRL, & INSTTTNL CITY TAX	5			0.00	-4264.99	0.00	0.00	0.00	-4264.99	0.00	-4264.99
PBLC, INDSTRL, & INSTTTNL GRS RCPTS TX	5			0.00	640.99	417.33	0.00	0.00	1058.32	52.92	1111.24
PBLC, INDSTRL, & INSTTTNL FRANCHISE TX	5			0.00	494.40	337.15	0.00	0.00	831.55	41.58	873.13
Grand Total	3004	69312	69312	-200.00	4738.34	52271.71	0.00	0.00	56810.05	3703.12	60513.17

Billing Edit List--Revenue Class Totals

Navitas TN NG, LLC

From: 06/07/2016 Through: 06/07/2016

REGULAR AND FINAL BILLS

Sorted by: Name

Revenue Class	Number of Bills	Actual Usage	Billed Usage	Met. Dep App/Ref	Prev. Balance	Current Charge	Taxes	Current Discount	Net Amt.	Pending Late Fees	Gross Amount
RESIDENTIAL GAS	399	3888.	3888.	-137.46	-15314.57	5063.35	0.00	0.00	-10388.68	370.19	-10018.49
RESIDENTIAL PGA	392	3888.	3888.	-44.79	1758.51	1443.27	0.00	0.00	3156.99	146.21	3303.20
RESIDENTIAL CUST CHARGE	448			-9.45	1612.60	4023.00	0.00	0.00	5626.15	222.31	5848.46
RESIDENTIAL STATE TAX	105			0.00	-857.94	0.00	0.00	0.00	-857.94	0.00	-857.94
RESIDENTIAL COUNTY TAX	99			0.00	-271.28	0.00	0.00	0.00	-271.28	0.00	-271.28
RESIDENTIAL CITY TAX	101			0.00	-273.53	0.00	0.00	0.00	-273.53	0.00	-273.53
RESIDENTIAL GRS RCPTS TX	399			-4.53	271.21	193.21	0.00	0.00	459.89	21.51	481.40
RESIDENTIAL FRANCHISE TX	360			-3.77	179.11	134.80	0.00	0.00	310.14	15.89	326.03
COMMERCIAL GAS	63	5860.	5860.	0.00	3293.76	5146.10	0.00	0.00	8439.86	449.79	8889.65
COMMERCIAL PGA	66	5860.	5860.	0.00	9983.62	2761.37	0.00	0.00	12744.99	617.46	13362.45
COMMERCIAL CUST CHARGE	92			0.00	391.34	828.00	0.00	0.00	1219.34	42.02	1261.36
COMMERCIAL STATE TAX	52			0.00	1332.77	458.95	0.00	0.00	1791.72	93.05	1884.77
COMMERCIAL COUNTY TAX	1			0.00	-4.95	0.00	0.00	0.00	-4.95	0.00	-4.95
COMMERCIAL CITY TAX	47			0.00	-2053.81	0.00	0.00	0.00	-2053.81	0.00	-2053.81
COMMERCIAL GRS RCPTS TX	53			0.00	730.64	226.22	0.00	0.00	956.86	47.85	1004.71
COMMERCIAL FRANCHISE TX	52			0.00	508.84	170.69	0.00	0.00	679.53	34.27	713.80
PBLC, INDSTRL, & INSTTTNL GAS	14	8851.	8851.	0.00	7077.38	6929.61	0.00	0.00	14006.99	101.32	14108.31
PBLC, INDSTRL, & INSTTTNL PGA	14	8851.	8851.	0.00	4619.36	3019.41	0.00	0.00	7638.77	337.07	7975.84
PBLC, INDSTRL, & INSTTTNL CUST CHARGE	16			0.00	84.00	224.00	0.00	0.00	308.00	10.50	318.50
PBLC, INDSTRL, & INSTTTNL STATE TAX	5			0.00	-9193.39	16.72	0.00	0.00	-9176.67	1.63	-9175.04
PBLC, INDSTRL, & INSTTTNL CITY TAX	5			0.00	-4264.99	0.00	0.00	0.00	-4264.99	0.00	-4264.99
PBLC, INDSTRL, & INSTTTNL GRS RCPTS TX	5			0.00	580.89	277.18	0.00	0.00	858.07	41.34	899.41
PBLC, INDSTRL, & INSTTTNL FRANCHISE TX	5			0.00	473.45	225.56	0.00	0.00	699.01	33.91	732.92
Grand Total	2793	37198	37198	-200.00	663.02	31141.44	0.00	0.00	31604.46	2586.32	34190.78

Billing Edit List--Revenue Class Totals

Navitas TN NG, LLC

From: 07/07/2016 Through: 07/07/2016

REGULAR AND FINAL BILLS

Sorted by: Name

Revenue Class	Number of Bills	Actual Usage	Billed Usage	Met. Dep App/Ref	Prev. Balance	Current Charge	Taxes	Current Discount	Net Amt.	Pending Late Fees	Gross Amount
RESIDENTIAL GAS	257	1466.	1466.	0.00	-17850.17	1979.45	0.00	0.00	-15870.72	234.95	-15635.77
RESIDENTIAL PGA	232	1466.	1466.	0.00	1333.70	621.22	0.00	0.00	1954.92	92.50	2047.42
RESIDENTIAL CUST CHARGE	446			0.00	1721.11	4005.00	0.00	0.00	5726.11	213.21	5939.32
RESIDENTIAL STATE TAX	103			0.00	-837.98	0.00	0.00	0.00	-837.98	0.00	-837.98
RESIDENTIAL COUNTY TAX	97			0.00	-264.87	0.00	0.00	0.00	-264.87	0.00	-264.87
RESIDENTIAL CITY TAX	99			0.00	-267.12	0.00	0.00	0.00	-267.12	0.00	-267.12
RESIDENTIAL GRS RCPTS TX	247			0.00	182.99	75.83	0.00	0.00	258.82	12.19	271.01
RESIDENTIAL FRANCHISE TX	216			0.00	110.84	49.94	0.00	0.00	160.78	8.92	169.70
COMMERCIAL GAS	51	5498.	5498.	0.00	2154.41	4665.94	0.00	0.00	6820.35	374.89	7195.24
COMMERCIAL PGA	46	5498.	5498.	0.00	9043.52	2289.69	0.00	0.00	11333.21	547.03	11880.24
COMMERCIAL CUST CHARGE	92			0.00	503.08	828.00	0.00	0.00	1331.08	42.59	1373.67
COMMERCIAL STATE TAX	44			0.00	1323.53	459.91	0.00	0.00	1783.44	92.73	1876.17
COMMERCIAL COUNTY TAX	1			0.00	-4.95	0.00	0.00	0.00	-4.95	0.00	-4.95
COMMERCIAL CITY TAX	47			0.00	-2053.81	0.00	0.00	0.00	-2053.81	0.00	-2053.81
COMMERCIAL GRS RCPTS TX	45			0.00	640.69	203.87	0.00	0.00	844.56	42.18	886.74
COMMERCIAL FRANCHISE TX	45			0.00	442.19	159.38	0.00	0.00	601.57	30.37	631.94
PBLC, INDSTRL, & INSTTTNL GAS	13	8920.	8920.	0.00	9192.94	6934.85	0.00	0.00	16127.79	202.82	16330.61
PBLC, INDSTRL, & INSTTTNL PGA	12	8920.	8920.	0.00	7256.18	2838.37	0.00	0.00	10094.55	460.59	10555.14
PBLC, INDSTRL, & INSTTTNL CUST CHARGE	16			0.00	171.50	224.00	0.00	0.00	395.50	13.48	408.98
PBLC, INDSTRL, & INSTTTNL STATE TAX	5			0.00	-9175.04	11.64	0.00	0.00	-9163.40	2.17	-9161.23
PBLC, INDSTRL, & INSTTTNL CITY TAX	5			0.00	-4264.99	0.00	0.00	0.00	-4264.99	0.00	-4264.99
PBLC, INDSTRL, & INSTTTNL GRS RCPTS TX	5			0.00	881.25	283.78	0.00	0.00	1165.03	56.63	1221.66
PBLC, INDSTRL, & INSTTTNL FRANCHISE TX	5			0.00	717.78	233.26	0.00	0.00	951.04	46.47	997.51
Grand Total	2129	31768	31768	0.00	956.78	25864.13	0.00	0.00	26820.91	2473.72	29294.63

Billing Edit List--Revenue Class Totals

Navitas TN NG, LLC

From: 08/07/2016 Through: 08/07/2016

REGULAR AND FINAL BILLS

Sorted by: Name

Revenue Class	Number of Bills	Actual Usage	Billed Usage	Met. Dep App/Ref	Prev. Balance	Current Charge	Taxes	Current Discount	Net Amt.	Pending Late Fees	Gross Amount
RESIDENTIAL GAS	216	1050.	1050.	0.00	-20551.89	1491.90	0.00	0.00	-19059.99	212.76	-18847.23
RESIDENTIAL PGA	171	1050.	1050.	0.00	1241.04	469.43	0.00	0.00	1710.47	82.42	1792.89
RESIDENTIAL CUST CHARGE	439			0.00	2051.98	3942.00	0.00	0.00	5993.98	223.40	6217.38
RESIDENTIAL STATE TAX	103			0.00	-837.98	0.00	0.00	0.00	-837.98	0.00	-837.98
RESIDENTIAL COUNTY TAX	97			0.00	-264.87	0.00	0.00	0.00	-264.87	0.00	-264.87
RESIDENTIAL CITY TAX	99			0.00	-267.12	0.00	0.00	0.00	-267.12	0.00	-267.12
RESIDENTIAL GRS RCPTS TX	186			0.00	160.47	57.51	0.00	0.00	217.98	10.48	228.46
RESIDENTIAL FRANCHISE TX	159			0.00	93.49	36.66	0.00	0.00	130.15	7.64	137.79
COMMERCIAL GAS	40	4944.	4944.	0.00	3170.92	4199.86	0.00	0.00	7370.78	400.84	7771.62
COMMERCIAL PGA	37	4944.	4944.	0.00	10145.66	2112.33	0.00	0.00	12257.99	598.26	12856.25
COMMERCIAL CUST CHARGE	92			0.00	577.21	828.00	0.00	0.00	1405.21	39.55	1444.76
COMMERCIAL STATE TAX	36			0.00	1467.33	425.85	0.00	0.00	1893.18	98.08	1991.26
COMMERCIAL COUNTY TAX	1			0.00	-4.95	0.00	0.00	0.00	-4.95	0.00	-4.95
COMMERCIAL CITY TAX	47			0.00	-2053.81	0.00	0.00	0.00	-2053.81	0.00	-2053.81
COMMERCIAL GRS RCPTS TX	37			0.00	675.39	185.77	0.00	0.00	861.16	42.57	903.73
COMMERCIAL FRANCHISE TX	37			0.00	464.83	144.56	0.00	0.00	609.39	30.47	639.86
PBLC, INDSTRL, & INSTTTNL GAS	12	6324.	6324.	0.00	7262.13	4962.09	0.00	0.00	12224.22	152.61	12376.83
PBLC, INDSTRL, & INSTTTNL PGA	11	6324.	6324.	0.00	5337.04	2100.01	0.00	0.00	7437.05	207.03	7644.08
PBLC, INDSTRL, & INSTTTNL CUST CHARGE	16			0.00	186.97	224.00	0.00	0.00	410.97	11.34	422.31
PBLC, INDSTRL, & INSTTTNL STATE TAX	5			0.00	-9180.63	11.88	0.00	0.00	-9168.75	1.79	-9166.96
PBLC, INDSTRL, & INSTTTNL CITY TAX	5			0.00	-4264.99	0.00	0.00	0.00	-4264.99	0.00	-4264.99
PBLC, INDSTRL, & INSTTTNL GRS RCPTS TX	5			0.00	613.50	203.78	0.00	0.00	817.28	25.16	842.44
PBLC, INDSTRL, & INSTTTNL FRANCHISE TX	5			0.00	497.17	166.41	0.00	0.00	663.58	20.36	683.94
Grand Total	1856	24636	24636	0.00	-3481.11	21562.04	0.00	0.00	18080.93	2164.76	20245.69

Billing Edit List--Revenue Class Totals

Navitas TN NG, LLC

From: 09/07/2016 Through: 09/07/2016

REGULAR AND FINAL BILLS

Sorted by: Name

Revenue Class	Number of Bills	Actual Usage	Billed Usage	Met. Dep App/Ref	Prev. Balance	Current Charge	Taxes	Current Discount	Net Amt.	Pending Late Fees	Gross Amount
RESIDENTIAL GAS	440	1176.	1176.	0.00	-23404.20	1635.61	0.00	0.00	-21768.59	197.46	-21571.13
RESIDENTIAL PGA	440	1176.	1176.	0.00	1026.51	497.68	0.00	0.00	1524.19	77.80	1601.99
RESIDENTIAL CUST CHARGE	440			0.00	1743.71	3942.00	0.00	0.00	5685.71	240.25	5925.96
RESIDENTIAL STATE TAX	317			0.00	-837.98	0.00	0.00	0.00	-837.98	0.00	-837.98
RESIDENTIAL COUNTY TAX	312			0.00	-264.87	0.00	0.00	0.00	-264.87	0.00	-264.87
RESIDENTIAL CITY TAX	312			0.00	-267.12	0.00	0.00	0.00	-267.12	0.00	-267.12
RESIDENTIAL GRS RCPTS TX	439			0.00	131.85	62.18	0.00	0.00	194.03	9.83	203.86
RESIDENTIAL FRANCHISE TX	396			0.00	69.61	40.80	0.00	0.00	110.41	7.02	117.43
COMMERCIAL GAS	92	4693.	4693.	0.00	1561.33	4003.14	0.00	0.00	5564.47	304.80	5869.27
COMMERCIAL PGA	92	4693.	4693.	0.00	10519.89	1880.94	0.00	0.00	12400.83	607.70	13008.53
COMMERCIAL CUST CHARGE	92			0.00	564.59	828.00	0.00	0.00	1392.59	36.49	1429.08
COMMERCIAL STATE TAX	63			0.00	1515.05	401.66	0.00	0.00	1916.71	99.13	2015.84
COMMERCIAL COUNTY TAX	57			0.00	-4.95	0.00	0.00	0.00	-4.95	0.00	-4.95
COMMERCIAL CITY TAX	60			0.00	-2053.81	0.00	0.00	0.00	-2053.81	0.00	-2053.81
COMMERCIAL GRS RCPTS TX	63			0.00	695.00	172.16	0.00	0.00	867.16	42.91	910.07
COMMERCIAL FRANCHISE TX	61			0.00	472.22	135.64	0.00	0.00	607.86	30.42	638.28
PBLC, INDSTRL, & INSTTTNL GAS	16	6372.	6372.	0.00	11477.14	4979.15	0.00	0.00	16456.29	204.58	16660.87
PBLC, INDSTRL, & INSTTTNL PGA	16	6372.	6372.	0.00	6472.88	2064.87	0.00	0.00	8537.75	399.50	8937.25
PBLC, INDSTRL, & INSTTTNL CUST CHARGE	16			0.00	158.90	224.00	0.00	0.00	382.90	12.16	395.06
PBLC, INDSTRL, & INSTTTNL STATE TAX	7			0.00	-9210.27	10.29	0.00	0.00	-9199.98	0.00	-9199.98
PBLC, INDSTRL, & INSTTTNL COUNTY TAX	5			0.00	0.00	0.00	0.00	0.00	0.00	0.00	0.00
PBLC, INDSTRL, & INSTTTNL CITY TAX	7			0.00	-4264.99	0.00	0.00	0.00	-4264.99	0.00	-4264.99
PBLC, INDSTRL, & INSTTTNL GRS RCPTS TX	7			0.00	755.83	203.01	0.00	0.00	958.84	46.01	1004.85
PBLC, INDSTRL, & INSTTTNL FRANCHISE TX	7			0.00	626.20	166.40	0.00	0.00	792.60	38.34	830.94
Grand Total	3757	24482	24482	0.00	-2517.48	21247.53	0.00	0.00	18730.05	2354.40	21084.45

Billing Edit List--Revenue Class Totals

Navitas TN NG, LLC

From: 10/07/2016 Through: 10/07/2016

REGULAR AND FINAL BILLS

Sorted by: Name

Revenue Class	Number of Bills	Actual Usage	Billed Usage	Met. Dep App/Ref	Prev. Balance	Current Charge	Taxes	Current Discount	Net Amt.	Pending Late Fees	Gross Amount
RESIDENTIAL GAS	200	1102.	1102.	0.00	-27672.04	1535.01	0.00	0.00	-26137.03	190.07	-25946.96
RESIDENTIAL PGA	149	1102.	1102.	0.00	1130.51	284.29	0.00	0.00	1414.80	71.93	1486.73
RESIDENTIAL CUST CHARGE	436			0.00	2379.62	3915.00	0.00	0.00	6294.62	237.40	6532.02
RESIDENTIAL STATE TAX	102			0.00	-829.62	0.00	0.00	0.00	-829.62	0.00	-829.62
RESIDENTIAL COUNTY TAX	96			0.00	-262.18	0.00	0.00	0.00	-262.18	0.00	-262.18
RESIDENTIAL CITY TAX	98			0.00	-264.43	0.00	0.00	0.00	-264.43	0.00	-264.43
RESIDENTIAL GRS RCPTS TX	149			0.00	136.34	53.01	0.00	0.00	189.35	9.25	198.60
RESIDENTIAL FRANCHISE TX	123			0.00	68.64	34.81	0.00	0.00	103.45	6.43	109.88
COMMERCIAL GAS	40	4395.	4395.	0.00	2515.70	3761.95	0.00	0.00	6277.65	333.86	6611.51
COMMERCIAL PGA	35	4395.	4395.	0.00	11773.99	1135.82	0.00	0.00	12909.81	637.99	13547.80
COMMERCIAL CUST CHARGE	92			0.00	736.63	828.00	0.00	0.00	1564.63	42.03	1606.66
COMMERCIAL STATE TAX	31			0.00	1678.90	285.28	0.00	0.00	1964.18	101.66	2065.84
COMMERCIAL COUNTY TAX	1			0.00	-4.95	0.00	0.00	0.00	-4.95	0.00	-4.95
COMMERCIAL CITY TAX	47			0.00	-2053.81	0.00	0.00	0.00	-2053.81	0.00	-2053.81
COMMERCIAL GRS RCPTS TX	31			0.00	763.73	143.45	0.00	0.00	907.18	45.48	952.66
COMMERCIAL FRANCHISE TX	31			0.00	517.64	111.94	0.00	0.00	629.58	31.93	661.51
PBLC, INDSTRL, & INSTTTNL GAS	12	6445.	6445.	0.00	12304.95	5034.27	0.00	0.00	17339.22	247.52	17586.74
PBLC, INDSTRL, & INSTTTNL PGA	10	6445.	6445.	0.00	6529.11	1373.81	0.00	0.00	7902.92	366.75	8269.67
PBLC, INDSTRL, & INSTTTNL CUST CHARGE	16			0.00	243.64	224.00	0.00	0.00	467.64	14.92	482.56
PBLC, INDSTRL, & INSTTTNL STATE TAX	5			0.00	-9199.98	8.09	0.00	0.00	-9191.89	0.69	-9191.20
PBLC, INDSTRL, & INSTTTNL CITY TAX	5			0.00	-4264.99	0.00	0.00	0.00	-4264.99	0.00	-4264.99
PBLC, INDSTRL, & INSTTTNL GRS RCPTS TX	5			0.00	714.26	183.64	0.00	0.00	897.90	43.67	941.57
PBLC, INDSTRL, & INSTTTNL FRANCHISE TX	5			0.00	588.78	150.83	0.00	0.00	739.61	36.16	775.77
Grand Total	1719	23884	23884	0.00	-2469.56	19063.20	0.00	0.00	16593.64	2417.74	19011.38

Billing Edit List--Revenue Class Totals

Navitas TN NG, LLC

From: 11/07/2016 Through: 11/07/2016

REGULAR AND FINAL BILLS

Sorted by: Name

Revenue Class	Number of Bills	Actual Usage	Billed Usage	Met. Dep App/Ref	Prev. Balance	Current Charge	Taxes	Current Discount	Net Amt.	Pending Late Fees	Gross Amount
RESIDENTIAL GAS	361	3233.	3233.	-183.18	-31729.35	4197.22	0.00	0.00	-27715.31	258.47	-27456.84
RESIDENTIAL PGA	339	3233.	3233.	0.00	864.84	750.00	0.00	0.00	1614.84	76.40	1691.24
RESIDENTIAL CUST CHARGE	435			-16.82	2268.80	3906.00	0.00	0.00	6157.98	234.79	6392.77
RESIDENTIAL STATE TAX	102			0.00	-829.62	0.00	0.00	0.00	-829.62	0.00	-829.62
RESIDENTIAL COUNTY TAX	96			0.00	-262.18	0.00	0.00	0.00	-262.18	0.00	-262.18
RESIDENTIAL CITY TAX	98			0.00	-264.43	0.00	0.00	0.00	-264.43	0.00	-264.43
RESIDENTIAL GRS RCPTS TX	340			0.00	104.83	146.21	0.00	0.00	251.04	11.47	262.51
RESIDENTIAL FRANCHISE TX	302			0.00	46.33	103.14	0.00	0.00	149.47	7.87	157.34
COMMERCIAL GAS	57	4495.	4495.	0.00	2530.84	4041.00	0.00	0.00	6571.84	349.69	6921.53
COMMERCIAL PGA	55	4495.	4495.	0.00	11790.29	1133.38	0.00	0.00	12923.67	642.21	13565.88
COMMERCIAL CUST CHARGE	91			0.00	710.26	810.00	0.00	0.00	1520.26	48.50	1568.76
COMMERCIAL STATE TAX	36			0.00	1627.42	293.69	0.00	0.00	1921.11	100.36	2021.47
COMMERCIAL COUNTY TAX	1			0.00	-4.95	0.00	0.00	0.00	-4.95	0.00	-4.95
COMMERCIAL CITY TAX	43			0.00	-1788.18	0.00	0.00	0.00	-1788.18	0.00	-1788.18
COMMERCIAL GRS RCPTS TX	36			0.00	752.75	146.41	0.00	0.00	899.16	45.47	944.63
COMMERCIAL FRANCHISE TX	36			0.00	504.78	114.24	0.00	0.00	619.02	31.68	650.70
PBLC, INDSTRL, & INSTTTNL GAS	14	9690.	9690.	0.00	8213.71	7546.02	0.00	0.00	15759.73	149.49	15909.22
PBLC, INDSTRL, & INSTTTNL PGA	14	9690.	9690.	0.00	3775.63	2041.58	0.00	0.00	5817.21	281.07	6098.28
PBLC, INDSTRL, & INSTTTNL CUST CHARGE	16			0.00	238.78	224.00	0.00	0.00	462.78	13.34	476.12
PBLC, INDSTRL, & INSTTTNL STATE TAX	5			0.00	-9199.60	8.42	0.00	0.00	-9191.18	0.65	-9190.53
PBLC, INDSTRL, & INSTTTNL CITY TAX	5			0.00	-4264.99	0.00	0.00	0.00	-4264.99	0.00	-4264.99
PBLC, INDSTRL, & INSTTTNL GRS RCPTS TX	5			0.00	452.46	269.11	0.00	0.00	721.57	34.83	756.40
PBLC, INDSTRL, & INSTTTNL FRANCHISE TX	5			0.00	370.99	221.82	0.00	0.00	592.81	28.81	621.62
Grand Total	2492	34836	34836	-200.00	-14090.59	25952.24	0.00	0.00	11661.65	2315.10	13976.75

Billing Edit List--Revenue Class Totals

Navitas TN NG, LLC

From: 12/07/2016 Through: 12/07/2016

REGULAR AND FINAL BILLS

Sorted by: Name

Revenue Class	Number of Bills	Actual Usage	Billed Usage	Met. Dep App/Ref	Prev. Balance	Current Charge	Taxes	Current Discount	Net Amt.	Pending Late Fees	Gross Amount
RESIDENTIAL GAS	426	17219.	17219.	-240.12	-36113.41	16823.83	0.00	0.00	-19529.70	702.48	-18827.22
RESIDENTIAL PGA	419	17219.	17219.	-10.00	661.56	3790.81	0.00	0.00	4442.37	186.84	4629.21
RESIDENTIAL CUST CHARGE	441			-60.26	1903.12	3969.00	0.00	0.00	5811.86	256.49	6068.35
RESIDENTIAL STATE TAX	103			0.00	-827.55	7.16	0.00	0.00	-820.39	0.36	-820.03
RESIDENTIAL COUNTY TAX	95			0.00	-261.51	0.00	0.00	0.00	-261.51	0.00	-261.51
RESIDENTIAL CITY TAX	99			0.00	-263.76	2.30	0.00	0.00	-261.46	0.12	-261.34
RESIDENTIAL GRS RCPTS TX	418			-1.88	102.72	616.23	0.00	0.00	717.07	29.95	747.02
RESIDENTIAL FRANCHISE TX	376			-2.25	56.96	447.61	0.00	0.00	502.32	22.45	524.77
COMMERCIAL GAS	83	8587.	8587.	-103.66	2899.46	7804.38	0.00	0.00	10600.18	540.07	11140.25
COMMERCIAL PGA	84	8587.	8587.	-1.17	12535.54	2031.18	0.00	0.00	14565.55	718.79	15284.34
COMMERCIAL CUST CHARGE	91			-7.34	703.43	819.00	0.00	0.00	1515.09	61.93	1577.02
COMMERCIAL STATE TAX	56			0.00	1748.18	516.82	0.00	0.00	2265.00	117.72	2382.72
COMMERCIAL COUNTY TAX	1			0.00	-4.95	0.00	0.00	0.00	-4.95	0.00	-4.95
COMMERCIAL CITY TAX	44			0.00	-1826.08	0.00	0.00	0.00	-1826.08	0.00	-1826.08
COMMERCIAL GRS RCPTS TX	58			0.00	803.24	225.88	0.00	0.00	1029.12	50.98	1080.10
COMMERCIAL FRANCHISE TX	57			0.00	538.48	173.52	0.00	0.00	712.00	35.64	747.64
PBLC, INDSTRL, & INSTTTNL GAS	15	14852.	14852.	0.00	8390.66	11481.66	0.00	0.00	19872.32	336.60	20208.92
PBLC, INDSTRL, & INSTTTNL PGA	14	14852.	14852.	0.00	3265.90	3415.60	0.00	0.00	6681.50	326.78	7008.28
PBLC, INDSTRL, & INSTTTNL CUST CHARGE	16			0.00	252.00	224.00	0.00	0.00	476.00	18.16	494.16
PBLC, INDSTRL, & INSTTTNL STATE TAX	5			0.00	-9197.32	55.12	0.00	0.00	-9142.20	5.23	-9136.97
PBLC, INDSTRL, & INSTTTNL CITY TAX	5			0.00	-4264.99	0.00	0.00	0.00	-4264.99	0.00	-4264.99
PBLC, INDSTRL, & INSTTTNL GRS RCPTS TX	5			0.00	463.79	377.56	0.00	0.00	841.35	41.41	882.76
PBLC, INDSTRL, & INSTTTNL FRANCHISE TX	5			0.00	380.04	304.42	0.00	0.00	684.46	33.79	718.25
Grand Total	2916	81316	81316	-426.68	-18054.49	53086.08	0.00	0.00	34604.91	3485.79	38090.70

Billing Edit List--Revenue Class Totals

Navitas TN NG, LLC

From: 01/07/2017 Through: 01/07/2017

REGULAR AND FINAL BILLS

Sorted by: Name

Revenue Class	Number of Bills	Actual Usage	Billed Usage	Met. Dep App/Ref	Prev. Balance	Current Charge	Taxes	Current Discount	Net Amt.	Pending Late Fees	Gross Amount
RESIDENTIAL GAS	438	29995.	29995.	0.00	-33754.73	27159.25	0.00	0.00	-6595.48	1229.27	-5366.21
RESIDENTIAL PGA	435	29995.	29995.	0.00	1253.54	6745.02	0.00	0.00	7998.56	347.94	8346.50
RESIDENTIAL CUST CHARGE	446			0.00	1990.06	4014.00	0.00	0.00	6004.06	272.55	6276.61
RESIDENTIAL STATE TAX	101			0.00	-827.55	0.00	0.00	0.00	-827.55	0.00	-827.55
RESIDENTIAL COUNTY TAX	95			0.00	-261.51	0.00	0.00	0.00	-261.51	0.00	-261.51
RESIDENTIAL CITY TAX	97			0.00	-263.76	0.00	0.00	0.00	-263.76	0.00	-263.76
RESIDENTIAL GRS RCPTS TX	435			0.00	262.25	1013.37	0.00	0.00	1275.62	55.46	1331.08
RESIDENTIAL FRANCHISE TX	393			0.00	177.06	723.74	0.00	0.00	900.80	40.78	941.58
COMMERCIAL GAS	86	20924.	20924.	0.00	-639.39	17716.36	0.00	0.00	17076.97	838.80	17915.77
COMMERCIAL PGA	86	20924.	20924.	0.00	867.02	6144.92	0.00	0.00	7011.94	349.64	7361.58
COMMERCIAL CUST CHARGE	90			0.00	535.32	810.00	0.00	0.00	1345.32	65.78	1411.10
COMMERCIAL STATE TAX	56			0.00	224.79	754.04	0.00	0.00	978.83	53.45	1032.28
COMMERCIAL COUNTY TAX	1			0.00	-4.95	0.00	0.00	0.00	-4.95	0.00	-4.95
COMMERCIAL CITY TAX	43			0.00	-1784.16	0.00	0.00	0.00	-1784.16	0.00	-1784.16
COMMERCIAL GRS RCPTS TX	58			0.00	148.32	565.37	0.00	0.00	713.69	36.09	749.78
COMMERCIAL FRANCHISE TX	57			0.00	111.07	408.59	0.00	0.00	519.66	26.51	546.17
PBLC, INDSTRL, & INSTTTNL GAS	14	25406.	25406.	0.00	17075.25	19449.94	0.00	0.00	36525.19	1150.32	37675.51
PBLC, INDSTRL, & INSTTTNL PGA	14	25406.	25406.	0.00	5881.46	7457.16	0.00	0.00	13338.62	666.94	14005.56
PBLC, INDSTRL, & INSTTTNL CUST CHARGE	16			0.00	144.12	224.00	0.00	0.00	368.12	18.42	386.54
PBLC, INDSTRL, & INSTTTNL STATE TAX	5			0.00	-9198.35	305.07	0.00	0.00	-8893.28	18.01	-8875.27
PBLC, INDSTRL, & INSTTTNL CITY TAX	5			0.00	-4264.99	0.00	0.00	0.00	-4264.99	0.00	-4264.99
PBLC, INDSTRL, & INSTTTNL GRS RCPTS TX	5			0.00	839.47	664.38	0.00	0.00	1503.85	75.19	1579.04
PBLC, INDSTRL, & INSTTTNL FRANCHISE TX	5			0.00	689.36	494.82	0.00	0.00	1184.18	59.21	1243.39
Grand Total	2981	152650	152650	0.00	-20800.30	94650.03	0.00	0.00	73849.73	5304.36	79154.09

Billing Edit List--Revenue Class Totals

Navitas TN NG, LLC

From: 02/07/2017 Through: 02/07/2017

REGULAR AND FINAL BILLS

Sorted by: Name

Revenue Class	Number of Bills	Actual Usage	Billed Usage	Met. Dep App/Ref	Prev. Balance	Current Charge	Taxes	Current Discount	Net Amt.	Pending Late Fees	Gross Amount
RESIDENTIAL GAS	440	28614.	28614.	-4500.10	-33354.10	26095.23	0.00	0.00	-11758.97	1055.15	-10703.82
RESIDENTIAL PGA	437	28614.	28614.	-517.71	1028.39	6363.53	0.00	0.00	6874.21	288.99	7163.20
RESIDENTIAL CUST CHARGE	445			-278.47	1458.35	4005.00	0.00	0.00	5184.88	231.81	5416.69
RESIDENTIAL STATE TAX	103			0.00	-827.55	6.40	0.00	0.00	-821.15	0.32	-820.83
RESIDENTIAL COUNTY TAX	96			0.00	-261.51	0.00	0.00	0.00	-261.51	0.00	-261.51
RESIDENTIAL CITY TAX	99			0.00	-263.76	2.06	0.00	0.00	-261.70	0.10	-261.60
RESIDENTIAL GRS RCPTS TX	436			-63.22	332.21	970.29	0.00	0.00	1239.28	53.45	1292.73
RESIDENTIAL FRANCHISE TX	394			-40.50	228.44	695.30	0.00	0.00	883.24	39.86	923.10
COMMERCIAL GAS	87	16987.	16987.	-1415.23	4141.83	14607.86	0.00	0.00	17334.46	871.85	18206.31
COMMERCIAL PGA	87	16987.	16987.	-108.56	3556.39	4423.10	0.00	0.00	7870.93	392.41	8263.34
COMMERCIAL CUST CHARGE	91			-27.00	306.74	819.00	0.00	0.00	1098.74	53.45	1152.19
COMMERCIAL STATE TAX	57			-28.49	374.57	786.62	0.00	0.00	1132.70	61.11	1193.81
COMMERCIAL COUNTY TAX	1			0.00	-4.95	0.00	0.00	0.00	-4.95	0.00	-4.95
COMMERCIAL CITY TAX	43			0.00	-1784.16	0.00	0.00	0.00	-1784.16	0.00	-1784.16
COMMERCIAL GRS RCPTS TX	59			-12.21	465.63	411.25	0.00	0.00	864.67	43.48	908.15
COMMERCIAL FRANCHISE TX	58			-8.51	330.74	306.05	0.00	0.00	628.28	31.75	660.03
PBLC, INDSTRL, & INSTTTNL GAS	13	22222.	22222.	0.00	25650.78	17026.85	0.00	0.00	42677.63	1457.96	44135.59
PBLC, INDSTRL, & INSTTTNL PGA	13	22222.	22222.	0.00	8189.08	6228.41	0.00	0.00	14417.49	720.87	15138.36
PBLC, INDSTRL, & INSTTTNL CUST CHARGE	16			0.00	179.34	224.00	0.00	0.00	403.34	20.17	423.51
PBLC, INDSTRL, & INSTTTNL STATE TAX	5			0.00	-9055.41	251.79	0.00	0.00	-8803.62	22.50	-8781.12
PBLC, INDSTRL, & INSTTTNL CITY TAX	5			0.00	-4264.99	0.00	0.00	0.00	-4264.99	0.00	-4264.99
PBLC, INDSTRL, & INSTTTNL GRS RCPTS TX	5			0.00	1472.98	549.14	0.00	0.00	2022.12	101.10	2123.22
PBLC, INDSTRL, & INSTTTNL FRANCHISE TX	5			0.00	1188.74	416.92	0.00	0.00	1605.66	80.29	1685.95
Grand Total	2995	135646	135646	-7000.00	-912.22	84188.80	0.00	0.00	76276.58	5526.62	81803.20

Billing Edit List--Revenue Class Totals

Navitas TN NG, LLC

From: 03/07/2017 Through: 03/07/2017

REGULAR AND FINAL BILLS

Sorted by: Name

Revenue Class	Number of Bills	Actual Usage	Billed Usage	Met. Dep App/Ref	Prev. Balance	Current Charge	Taxes	Current Discount	Net Amt.	Pending Late Fees	Gross Amount
RESIDENTIAL GAS	437	26515.	26515.	0.00	-32492.20	24414.33	0.00	0.00	-8077.87	1072.48	-7005.39
RESIDENTIAL PGA	432	26515.	26515.	0.00	1100.74	5831.94	0.00	0.00	6932.68	289.96	7222.64
RESIDENTIAL CUST CHARGE	445			0.00	1286.50	4005.00	0.00	0.00	5291.50	226.16	5517.66
RESIDENTIAL STATE TAX	101			0.00	-827.55	0.00	0.00	0.00	-827.55	0.00	-827.55
RESIDENTIAL COUNTY TAX	95			0.00	-261.51	0.00	0.00	0.00	-261.51	0.00	-261.51
RESIDENTIAL CITY TAX	98			0.00	-263.76	1.50	0.00	0.00	-262.26	0.08	-262.18
RESIDENTIAL GRS RCPTS TX	433			0.00	339.48	904.26	0.00	0.00	1243.74	53.38	1297.12
RESIDENTIAL FRANCHISE TX	393			0.00	231.38	661.14	0.00	0.00	892.52	39.59	932.11
COMMERCIAL GAS	88	17340.	17340.	0.00	-1746.43	14885.59	0.00	0.00	13139.16	653.64	13792.80
COMMERCIAL PGA	88	17340.	17340.	0.00	1150.27	4761.72	0.00	0.00	5911.99	292.88	6204.87
COMMERCIAL CUST CHARGE	94			0.00	308.03	846.00	0.00	0.00	1154.03	53.85	1207.88
COMMERCIAL STATE TAX	58			0.00	385.99	790.35	0.00	0.00	1176.34	63.08	1239.42
COMMERCIAL COUNTY TAX	1			0.00	-4.95	0.00	0.00	0.00	-4.95	0.00	-4.95
COMMERCIAL CITY TAX	45			0.00	-1826.08	28.72	0.00	0.00	-1797.36	0.15	-1797.21
COMMERCIAL GRS RCPTS TX	60			0.00	293.26	456.31	0.00	0.00	749.57	37.57	787.14
COMMERCIAL FRANCHISE TX	59			0.00	212.39	339.18	0.00	0.00	551.57	27.80	579.37
PBLC, INDSTRL, & INSTTTNL GAS	13	20135.	20135.	0.00	17211.38	15451.17	0.00	0.00	32662.55	957.21	33619.76
PBLC, INDSTRL, & INSTTTNL PGA	13	20135.	20135.	0.00	6359.27	5484.53	0.00	0.00	11843.80	592.19	12435.99
PBLC, INDSTRL, & INSTTTNL CUST CHARGE	16			0.00	142.19	224.00	0.00	0.00	366.19	18.31	384.50
PBLC, INDSTRL, & INSTTTNL STATE TAX	5			0.00	-9001.68	194.41	0.00	0.00	-8807.27	22.31	-8784.96
PBLC, INDSTRL, & INSTTTNL CITY TAX	5			0.00	-4264.99	0.00	0.00	0.00	-4264.99	0.00	-4264.99
PBLC, INDSTRL, & INSTTTNL GRS RCPTS TX	5			0.00	1128.09	500.58	0.00	0.00	1628.67	81.43	1710.10
PBLC, INDSTRL, & INSTTTNL FRANCHISE TX	5			0.00	899.39	383.18	0.00	0.00	1282.57	64.14	1346.71
Grand Total	2989	127980	127980	0.00	-19640.79	80163.91	0.00	0.00	60523.12	4546.21	65069.33

Billing Edit List--Revenue Class Totals

Navitas TN NG, LLC

From: 04/07/2017 Through: 04/07/2017

REGULAR AND FINAL BILLS

Sorted by: Name

Revenue Class	Number of Bills	Actual Usage	Billed Usage	Met. Dep App/Ref	Prev. Balance	Current Charge	Taxes	Current Discount	Net Amt.	Pending Late Fees	Gross Amount
RESIDENTIAL GAS	432	23983.	23983.	-133.25	-29111.89	22367.41	0.00	0.00	-6877.73	1087.17	-5790.56
RESIDENTIAL PGA	427	23983.	23983.	-50.63	980.27	9367.71	0.00	0.00	10297.35	434.85	10732.20
RESIDENTIAL CUST CHARGE	444			-9.45	662.46	3996.00	0.00	0.00	4649.01	203.24	4852.25
RESIDENTIAL STATE TAX	17			0.00	-113.62	0.00	0.00	0.00	-113.62	0.00	-113.62
RESIDENTIAL COUNTY TAX	13			0.00	-32.24	0.00	0.00	0.00	-32.24	0.00	-32.24
RESIDENTIAL CITY TAX	13			0.00	-32.24	0.00	0.00	0.00	-32.24	0.00	-32.24
RESIDENTIAL GRS RCPTS TX	426			-3.64	156.25	948.32	0.00	0.00	1100.93	47.23	1148.16
RESIDENTIAL FRANCHISE TX	384			-3.03	123.87	680.97	0.00	0.00	801.81	34.54	836.35
COMMERCIAL GAS	88	15409.	15409.	0.00	1155.11	13353.32	0.00	0.00	14508.43	799.22	15307.65
COMMERCIAL PGA	89	15409.	15409.	0.00	8370.16	7516.42	0.00	0.00	15886.58	442.97	16329.55
COMMERCIAL CUST CHARGE	96			0.00	36.91	864.00	0.00	0.00	900.91	43.69	944.60
COMMERCIAL STATE TAX	56			0.00	1174.57	921.57	0.00	0.00	2096.14	48.89	2145.03
COMMERCIAL GRS RCPTS TX	61			0.00	605.98	487.98	0.00	0.00	1093.96	30.75	1124.71
COMMERCIAL FRANCHISE TX	60			0.00	405.75	361.96	0.00	0.00	767.71	22.41	790.12
PBLC, INDSTRL, & INSTTTNL GAS	13	18260.	18260.	0.00	8455.91	14035.53	0.00	0.00	22491.44	1124.56	23616.00
PBLC, INDSTRL, & INSTTTNL PGA	13	18260.	18260.	0.00	3018.44	8454.32	0.00	0.00	11472.76	573.64	12046.40
PBLC, INDSTRL, & INSTTTNL CUST CHARGE	16			0.00	79.98	224.00	0.00	0.00	303.98	15.20	319.18
PBLC, INDSTRL, & INSTTTNL STATE TAX	3			0.00	0.00	208.42	0.00	0.00	208.42	10.42	218.84
PBLC, INDSTRL, & INSTTTNL GRS RCPTS TX	5			0.00	676.03	542.59	0.00	0.00	1218.62	60.93	1279.55
PBLC, INDSTRL, & INSTTTNL FRANCHISE TX	5			0.00	563.35	421.26	0.00	0.00	984.61	49.24	1033.85
Grand Total	2661	115304	115304	-200.00	-2824.95	84751.78	0.00	0.00	81726.83	5028.95	86755.78

Billing Edit List--Revenue Class Totals

Navitas TN NG, LLC

From: 05/07/2017 Through: 05/07/2017

REGULAR AND FINAL BILLS

Sorted by: Name

Revenue Class	Number of Bills	Actual Usage	Billed Usage	Met. Dep App/Ref	Prev. Balance	Current Charge	Taxes	Current Discount	Net Amt.	Pending Late Fees	Gross Amount
RESIDENTIAL GAS	423	6271.	6271.	-129.67	-23711.25	7664.40	0.00	0.00	-16176.52	551.84	-15624.68
RESIDENTIAL PGA	417	6271.	6271.	-33.53	1713.71	2555.31	0.00	0.00	4235.49	192.66	4428.15
RESIDENTIAL CUST CHARGE	442			-28.37	744.56	3978.00	0.00	0.00	4694.19	205.30	4899.49
RESIDENTIAL STATE TAX	16			0.00	-113.62	0.00	0.00	0.00	-113.62	0.00	-113.62
RESIDENTIAL COUNTY TAX	12			0.00	-32.24	0.00	0.00	0.00	-32.24	0.00	-32.24
RESIDENTIAL CITY TAX	12			0.00	-32.24	0.00	0.00	0.00	-32.24	0.00	-32.24
RESIDENTIAL GRS RCPTS TX	416			-4.60	215.38	303.48	0.00	0.00	514.26	23.60	537.86
RESIDENTIAL FRANCHISE TX	375			-3.83	164.09	212.59	0.00	0.00	372.85	17.07	389.92
COMMERCIAL GAS	81	7419.	7419.	0.00	659.08	6720.46	0.00	0.00	7379.54	439.54	7819.08
COMMERCIAL PGA	80	7419.	7419.	0.00	8393.69	3782.07	0.00	0.00	12175.76	259.64	12435.40
COMMERCIAL CUST CHARGE	96			0.00	104.87	864.00	0.00	0.00	968.87	46.98	1015.85
COMMERCIAL STATE TAX	50			0.00	1349.63	641.85	0.00	0.00	1991.48	43.69	2035.17
COMMERCIAL GRS RCPTS TX	54			0.00	580.79	278.67	0.00	0.00	859.46	19.05	878.51
COMMERCIAL FRANCHISE TX	53			0.00	393.90	206.40	0.00	0.00	600.30	14.07	614.37
PBLC, INDSTRL, & INSTTTNL GAS	13	10933.	10933.	0.00	8993.05	8503.66	0.00	0.00	17496.71	874.84	18371.55
PBLC, INDSTRL, & INSTTTNL PGA	13	10933.	10933.	0.00	4084.66	4263.28	0.00	0.00	8347.94	417.40	8765.34
PBLC, INDSTRL, & INSTTTNL CUST CHARGE	16			0.00	48.10	224.00	0.00	0.00	272.10	13.61	285.71
PBLC, INDSTRL, & INSTTTNL STATE TAX	3			0.00	0.00	38.39	0.00	0.00	38.39	1.92	40.31
PBLC, INDSTRL, & INSTTTNL GRS RCPTS TX	5			0.00	408.92	348.47	0.00	0.00	757.39	37.87	795.26
PBLC, INDSTRL, & INSTTTNL FRANCHISE TX	5			0.00	340.76	283.87	0.00	0.00	624.63	31.22	655.85
Grand Total	2582	49246	49246	-200.00	4305.84	40868.90	0.00	0.00	44974.74	3190.30	48165.04

Billing Edit List--Revenue Class Totals

Navitas TN NG, LLC

From: 06/07/2017 Through: 06/07/2017

REGULAR AND FINAL BILLS

Sorted by: Name

Revenue Class	Number of Bills	Actual Usage	Billed Usage	Met. Dep App/Ref	Prev. Balance	Current Charge	Taxes	Current Discount	Net Amt.	Pending Late Fees	Gross Amount
RESIDENTIAL GAS	388	3337.	3337.	-174.95	-27324.17	4479.93	0.00	0.00	-23019.19	307.95	-22711.24
RESIDENTIAL PGA	364	3337.	3337.	-5.02	750.39	1371.48	0.00	0.00	2116.85	96.32	2213.17
RESIDENTIAL CUST CHARGE	440			-18.45	699.08	3960.00	0.00	0.00	4640.63	197.71	4838.34
RESIDENTIAL STATE TAX	17			0.00	-113.62	0.00	0.00	0.00	-113.62	0.00	-113.62
RESIDENTIAL COUNTY TAX	13			0.00	-32.24	0.00	0.00	0.00	-32.24	0.00	-32.24
RESIDENTIAL CITY TAX	13			0.00	-32.24	0.00	0.00	0.00	-32.24	0.00	-32.24
RESIDENTIAL GRS RCPTS TX	363			-0.86	97.87	173.20	0.00	0.00	270.21	12.24	282.45
RESIDENTIAL FRANCHISE TX	324			-0.72	77.12	119.86	0.00	0.00	196.26	9.00	205.26
COMMERCIAL GAS	61	7391.	7391.	0.00	-769.58	6366.11	0.00	0.00	5596.53	348.92	5945.45
COMMERCIAL PGA	59	7391.	7391.	0.00	7446.97	4032.85	0.00	0.00	11479.82	224.96	11704.78
COMMERCIAL CUST CHARGE	96			0.00	65.66	864.00	0.00	0.00	929.66	45.16	974.82
COMMERCIAL STATE TAX	35			0.00	1189.19	699.70	0.00	0.00	1888.89	38.63	1927.52
COMMERCIAL GRS RCPTS TX	39			0.00	512.53	301.07	0.00	0.00	813.60	16.72	830.32
COMMERCIAL FRANCHISE TX	38			0.00	343.28	221.96	0.00	0.00	565.24	12.31	577.55
PBLC, INDSTRL, & INSTTTNL GAS	13	10271.	10271.	0.00	7872.01	7999.58	0.00	0.00	15871.59	793.58	16665.17
PBLC, INDSTRL, & INSTTTNL PGA	13	10271.	10271.	0.00	3608.59	3775.76	0.00	0.00	7384.35	369.21	7753.56
PBLC, INDSTRL, & INSTTTNL CUST CHARGE	16			0.00	46.51	224.00	0.00	0.00	270.51	13.53	284.04
PBLC, INDSTRL, & INSTTTNL STATE TAX	3			0.00	0.00	12.26	0.00	0.00	12.26	0.61	12.87
PBLC, INDSTRL, & INSTTTNL GRS RCPTS TX	5			0.00	345.24	332.34	0.00	0.00	677.58	33.88	711.46
PBLC, INDSTRL, & INSTTTNL FRANCHISE TX	5			0.00	287.71	273.78	0.00	0.00	561.49	28.07	589.56
Grand Total	2305	41998	41998	-200.00	-4929.70	35207.88	0.00	0.00	30078.18	2548.80	32626.98

Billing Edit List--Revenue Class Totals

Navitas TN NG, LLC

From: 07/07/2017 Through: 07/07/2017

REGULAR AND FINAL BILLS

Sorted by: Name

Revenue Class	Number of Bills	Actual Usage	Billed Usage	Met. Dep App/Ref	Prev. Balance	Current Charge	Taxes	Current Discount	Net Amt.	Pending Late Fees	Gross Amount
RESIDENTIAL GAS	265	1430.	1430.	0.00	-29397.95	2040.46	0.00	0.00	-27357.49	187.28	-27170.21
RESIDENTIAL PGA	227	1430.	1430.	0.00	479.47	636.25	0.00	0.00	1115.72	57.53	1173.25
RESIDENTIAL CUST CHARGE	437			0.00	207.93	3933.00	0.00	0.00	4140.93	203.81	4344.74
RESIDENTIAL STATE TAX	16			0.00	-113.62	0.00	0.00	0.00	-113.62	0.00	-113.62
RESIDENTIAL COUNTY TAX	12			0.00	-32.24	0.00	0.00	0.00	-32.24	0.00	-32.24
RESIDENTIAL CITY TAX	12			0.00	-32.24	0.00	0.00	0.00	-32.24	0.00	-32.24
RESIDENTIAL GRS RCPTS TX	226			0.00	67.81	78.19	0.00	0.00	146.00	7.49	153.49
RESIDENTIAL FRANCHISE TX	197			0.00	57.16	52.65	0.00	0.00	109.81	5.64	115.45
COMMERCIAL GAS	36	4917.	4917.	0.00	1535.91	4184.09	0.00	0.00	5720.00	358.33	6078.33
COMMERCIAL PGA	35	4917.	4917.	0.00	9878.23	2133.84	0.00	0.00	12012.07	251.83	12263.90
COMMERCIAL CUST CHARGE	96			0.00	47.49	864.00	0.00	0.00	911.49	46.05	957.54
COMMERCIAL STATE TAX	25			0.00	1529.21	435.47	0.00	0.00	1964.68	42.42	2007.10
COMMERCIAL GRS RCPTS TX	27			0.00	655.71	186.72	0.00	0.00	842.43	18.20	860.63
COMMERCIAL FRANCHISE TX	27			0.00	437.19	147.56	0.00	0.00	584.75	13.31	598.06
PBLC, INDSTRL, & INSTTTNL GAS	12	8729.	8729.	0.00	7553.45	6788.50	0.00	0.00	14341.95	717.09	15059.04
PBLC, INDSTRL, & INSTTTNL PGA	12	8729.	8729.	0.00	3464.67	3166.68	0.00	0.00	6631.35	331.57	6962.92
PBLC, INDSTRL, & INSTTTNL CUST CHARGE	16			0.00	58.80	224.00	0.00	0.00	282.80	14.16	296.96
PBLC, INDSTRL, & INSTTTNL STATE TAX	2			0.00	3.68	8.86	0.00	0.00	12.54	0.63	13.17
PBLC, INDSTRL, & INSTTTNL GRS RCPTS TX	4			0.00	330.56	287.74	0.00	0.00	618.30	30.91	649.21
PBLC, INDSTRL, & INSTTTNL FRANCHISE TX	4			0.00	275.19	237.74	0.00	0.00	512.93	25.65	538.58
Grand Total	1688	30152	30152	0.00	-2993.59	25405.75	0.00	0.00	22412.16	2311.90	24724.06

Billing Edit List--Revenue Class Totals

Navitas TN NG, LLC

From: 08/07/2017 Through: 08/07/2017

REGULAR AND FINAL BILLS

Sorted by: Name

Revenue Class	Number of Bills	Actual Usage	Billed Usage	Met. Dep App/Ref	Prev. Balance	Current Charge	Taxes	Current Discount	Net Amt.	Pending Late Fees	Gross Amount
RESIDENTIAL GAS	206	1036.	1036.	0.00	-32991.27	1510.45	0.00	0.00	-31480.82	138.17	-31342.65
RESIDENTIAL PGA	152	1036.	1036.	0.00	369.29	470.28	0.00	0.00	839.57	39.84	879.41
RESIDENTIAL CUST CHARGE	437			0.00	953.01	3933.00	0.00	0.00	4886.01	207.15	5093.16
RESIDENTIAL STATE TAX	17			0.00	-113.62	0.00	0.00	0.00	-113.62	0.00	-113.62
RESIDENTIAL COUNTY TAX	13			0.00	-32.24	0.00	0.00	0.00	-32.24	0.00	-32.24
RESIDENTIAL CITY TAX	13			0.00	-32.24	0.00	0.00	0.00	-32.24	0.00	-32.24
RESIDENTIAL GRS RCPTS TX	153			0.00	54.14	57.69	0.00	0.00	111.83	5.37	117.20
RESIDENTIAL FRANCHISE TX	128			0.00	46.18	37.71	0.00	0.00	83.89	4.13	88.02
COMMERCIAL GAS	36	4598.	4598.	0.00	-670.14	3909.11	0.00	0.00	3238.97	234.62	3473.59
COMMERCIAL PGA	32	4598.	4598.	0.00	7750.64	2251.92	0.00	0.00	10002.56	150.57	10153.13
COMMERCIAL CUST CHARGE	95			0.00	85.76	855.00	0.00	0.00	940.76	45.20	985.96
COMMERCIAL STATE TAX	24			0.00	1227.67	426.18	0.00	0.00	1653.85	26.74	1680.59
COMMERCIAL COUNTY TAX	1			0.00	0.00	0.00	0.00	0.00	0.00	0.00	0.00
COMMERCIAL CITY TAX	1			0.00	0.00	0.00	0.00	0.00	0.00	0.00	0.00
COMMERCIAL GRS RCPTS TX	25			0.00	526.49	182.63	0.00	0.00	709.12	11.47	720.59
COMMERCIAL FRANCHISE TX	25			0.00	351.04	140.02	0.00	0.00	491.06	8.56	499.62
PBLC, INDSTRL, & INSTTTNL GAS	10	6103.	6103.	0.00	5974.57	4788.84	0.00	0.00	10763.41	538.13	11301.54
PBLC, INDSTRL, & INSTTTNL PGA	10	6103.	6103.	0.00	3030.73	2287.60	0.00	0.00	5318.33	265.92	5584.25
PBLC, INDSTRL, & INSTTTNL CUST CHARGE	16			0.00	43.29	224.00	0.00	0.00	267.29	13.37	280.66
PBLC, INDSTRL, & INSTTTNL STATE TAX	2			0.00	0.00	11.01	0.00	0.00	11.01	0.56	11.57
PBLC, INDSTRL, & INSTTTNL GRS RCPTS TX	4			0.00	289.28	204.66	0.00	0.00	493.94	24.70	518.64
PBLC, INDSTRL, & INSTTTNL FRANCHISE TX	4			0.00	241.07	167.84	0.00	0.00	408.91	20.45	429.36
Grand Total	1404	23474	23474	0.00	-12896.35	21457.94	0.00	0.00	8561.59	1734.95	10296.54

Billing Edit List--Revenue Class Totals

Navitas TN NG, LLC

From: 09/07/2017 Through: 09/07/2017

REGULAR AND FINAL BILLS

Sorted by: Name

Revenue Class	Number of Bills	Actual Usage	Billed Usage	Met. Dep App/Ref	Prev. Balance	Current Charge	Taxes	Current Discount	Net Amt.	Pending Late Fees	Gross Amount
RESIDENTIAL GAS	194	1097.	1097.	0.00	-37778.53	1591.90	0.00	0.00	-36186.63	93.42	-36093.21
RESIDENTIAL PGA	140	1097.	1097.	0.00	106.88	491.52	0.00	0.00	598.40	28.12	626.52
RESIDENTIAL CUST CHARGE	426			0.00	924.55	3834.00	0.00	0.00	4758.55	200.90	4959.45
RESIDENTIAL STATE TAX	16			0.00	-113.62	0.00	0.00	0.00	-113.62	0.00	-113.62
RESIDENTIAL COUNTY TAX	12			0.00	-32.24	0.00	0.00	0.00	-32.24	0.00	-32.24
RESIDENTIAL CITY TAX	12			0.00	-32.24	0.00	0.00	0.00	-32.24	0.00	-32.24
RESIDENTIAL GRS RCPTS TX	141			0.00	15.65	60.91	0.00	0.00	76.56	3.61	80.17
RESIDENTIAL FRANCHISE TX	116			0.00	13.05	39.87	0.00	0.00	52.92	2.54	55.46
COMMERCIAL GAS	33	4477.	4477.	0.00	-606.27	3831.42	0.00	0.00	3225.15	232.69	3457.84
COMMERCIAL PGA	31	4477.	4477.	0.00	7690.03	2024.13	0.00	0.00	9714.16	136.78	9850.94
COMMERCIAL CUST CHARGE	94			0.00	116.38	846.00	0.00	0.00	962.38	46.30	1008.68
COMMERCIAL STATE TAX	25			0.00	1227.52	404.78	0.00	0.00	1632.30	25.80	1658.10
COMMERCIAL GRS RCPTS TX	25			0.00	526.08	173.47	0.00	0.00	699.55	11.09	710.64
COMMERCIAL FRANCHISE TX	25			0.00	352.29	135.70	0.00	0.00	487.99	8.42	496.41
PBLC, INDSTRL, & INSTTTNL GAS	11	7811.	7811.	0.00	3248.86	6099.68	0.00	0.00	9348.54	467.43	9815.97
PBLC, INDSTRL, & INSTTTNL PGA	11	7811.	7811.	0.00	2069.23	2914.91	0.00	0.00	4984.14	249.21	5233.35
PBLC, INDSTRL, & INSTTTNL CUST CHARGE	16			0.00	42.47	224.00	0.00	0.00	266.47	13.33	279.80
PBLC, INDSTRL, & INSTTTNL STATE TAX	2			0.00	0.00	12.65	0.00	0.00	12.65	0.64	13.29
PBLC, INDSTRL, & INSTTTNL GRS RCPTS TX	4			0.00	197.90	259.59	0.00	0.00	457.49	22.87	480.36
PBLC, INDSTRL, & INSTTTNL FRANCHISE TX	4			0.00	164.90	213.03	0.00	0.00	377.93	18.89	396.82
Grand Total	1338	26770	26770	0.00	-21867.11	23157.56	0.00	0.00	1290.45	1562.04	2852.49

Billing Edit List--Revenue Class Totals

Navitas TN NG, LLC

From: 10/07/2017 Through: 10/07/2017

REGULAR AND FINAL BILLS

Sorted by: Name

Revenue Class	Number of Bills	Actual Usage	Billed Usage	Met. Dep App/Ref	Prev. Balance	Current Charge	Taxes	Current Discount	Net Amt.	Pending Late Fees	Gross Amount
RESIDENTIAL GAS	255	1499.	1499.	0.00	-39377.69	2110.99	0.00	0.00	-37266.70	104.33	-37162.37
RESIDENTIAL PGA	214	1499.	1499.	0.00	68.60	658.60	0.00	0.00	727.20	31.66	758.86
RESIDENTIAL CUST CHARGE	429			0.00	1014.34	3861.00	0.00	0.00	4875.34	205.29	5080.63
RESIDENTIAL STATE TAX	16			0.00	-113.62	0.00	0.00	0.00	-113.62	0.00	-113.62
RESIDENTIAL COUNTY TAX	12			0.00	-32.24	0.00	0.00	0.00	-32.24	0.00	-32.24
RESIDENTIAL CITY TAX	12			0.00	-32.24	0.00	0.00	0.00	-32.24	0.00	-32.24
RESIDENTIAL GRS RCPTS TX	213			0.00	9.92	81.02	0.00	0.00	90.94	3.96	94.90
RESIDENTIAL FRANCHISE TX	183			0.00	8.24	54.37	0.00	0.00	62.61	2.83	65.44
COMMERCIAL GAS	36	4654.	4654.	0.00	-234.63	3973.57	0.00	0.00	3738.94	257.57	3996.51
COMMERCIAL PGA	33	4654.	4654.	0.00	7931.22	2389.72	0.00	0.00	10320.94	167.12	10488.06
COMMERCIAL CUST CHARGE	95			0.00	108.49	855.00	0.00	0.00	963.49	46.36	1009.85
COMMERCIAL STATE TAX	25			0.00	1268.00	438.44	0.00	0.00	1706.44	29.50	1735.94
COMMERCIAL GRS RCPTS TX	26			0.00	543.43	187.99	0.00	0.00	731.42	12.62	744.04
COMMERCIAL FRANCHISE TX	25			0.00	364.87	141.73	0.00	0.00	506.60	9.35	515.95
PBLC, INDSTRL, & INSTTTNL GAS	12	8139.	8139.	0.00	4763.92	6375.01	0.00	0.00	11138.93	556.93	11695.86
PBLC, INDSTRL, & INSTTTNL PGA	12	8139.	8139.	0.00	2636.27	3183.48	0.00	0.00	5819.75	290.99	6110.74
PBLC, INDSTRL, & INSTTTNL CUST CHARGE	16			0.00	43.12	224.00	0.00	0.00	267.12	13.37	280.49
PBLC, INDSTRL, & INSTTTNL STATE TAX	2			0.00	0.00	20.60	0.00	0.00	20.60	1.03	21.63
PBLC, INDSTRL, & INSTTTNL GRS RCPTS TX	4			0.00	251.79	271.18	0.00	0.00	522.97	26.15	549.12
PBLC, INDSTRL, & INSTTTNL FRANCHISE TX	4			0.00	209.82	220.14	0.00	0.00	429.96	21.50	451.46
Grand Total	1624	28584	28584	0.00	-20568.39	25046.84	0.00	0.00	4478.45	1780.56	6259.01

Billing Edit List--Revenue Class Totals

Navitas TN NG, LLC

From: 11/07/2017 Through: 11/07/2017

REGULAR AND FINAL BILLS

Sorted by: Name

Revenue Class	Number of Bills	Actual Usage	Billed Usage	Met. Dep App/Ref	Prev. Balance	Current Charge	Taxes	Current Discount	Net Amt.	Pending Late Fees	Gross Amount
RESIDENTIAL GAS	361	4021.	4021.	0.00	-41428.75	5112.47	0.00	0.00	-36316.28	228.32	-36087.96
RESIDENTIAL PGA	344	4021.	4021.	0.00	72.39	1344.35	0.00	0.00	1416.74	60.06	1476.80
RESIDENTIAL CUST CHARGE	435			0.00	900.60	3915.00	0.00	0.00	4815.60	207.32	5022.92
RESIDENTIAL STATE TAX	16			0.00	-113.62	0.00	0.00	0.00	-113.62	0.00	-113.62
RESIDENTIAL COUNTY TAX	12			0.00	-32.24	0.00	0.00	0.00	-32.24	0.00	-32.24
RESIDENTIAL CITY TAX	12			0.00	-32.24	0.00	0.00	0.00	-32.24	0.00	-32.24
RESIDENTIAL GRS RCPTS TX	343			0.00	12.05	192.46	0.00	0.00	204.51	8.78	213.29
RESIDENTIAL FRANCHISE TX	303			0.00	10.39	131.35	0.00	0.00	141.74	6.40	148.14
COMMERCIAL GAS	61	9337.	9337.	0.00	-443.27	7936.00	0.00	0.00	7492.73	444.60	7937.33
COMMERCIAL PGA	56	9337.	9337.	0.00	7946.21	3715.61	0.00	0.00	11661.82	234.18	11896.00
COMMERCIAL CUST CHARGE	95			0.00	76.52	855.00	0.00	0.00	931.52	44.27	975.79
COMMERCIAL STATE TAX	39			0.00	1254.56	785.57	0.00	0.00	2040.13	46.19	2086.32
COMMERCIAL GRS RCPTS TX	40			0.00	537.66	337.52	0.00	0.00	875.18	19.82	895.00
COMMERCIAL FRANCHISE TX	39			0.00	358.44	242.22	0.00	0.00	600.66	14.05	614.71
PBLC, INDSTRL, & INSTTTNL GAS	14	10504.	10504.	0.00	5110.43	8173.36	0.00	0.00	13283.79	664.19	13947.98
PBLC, INDSTRL, & INSTTTNL PGA	14	10504.	10504.	0.00	2615.78	3472.85	0.00	0.00	6088.63	304.42	6393.05
PBLC, INDSTRL, & INSTTTNL CUST CHARGE	16			0.00	58.51	224.00	0.00	0.00	282.51	14.13	296.64
PBLC, INDSTRL, & INSTTTNL STATE TAX	3			0.00	4.13	20.38	0.00	0.00	24.51	1.23	25.74
PBLC, INDSTRL, & INSTTTNL GRS RCPTS TX	5			0.00	249.73	328.66	0.00	0.00	578.39	28.92	607.31
PBLC, INDSTRL, & INSTTTNL FRANCHISE TX	5			0.00	207.82	267.67	0.00	0.00	475.49	23.79	499.28
Grand Total	2213	47724	47724	0.00	-22634.90	37054.47	0.00	0.00	14419.57	2350.67	16770.24

Billing Edit List--Revenue Class Totals

Navitas TN NG, LLC

From: 12/07/2017 Through: 12/07/2017

REGULAR AND FINAL BILLS

Sorted by: Name

Revenue Class	Number of Bills	Actual Usage	Billed Usage	Met. Dep App/Ref	Prev. Balance	Current Charge	Taxes	Current Discount	Net Amt.	Pending Late Fees	Gross Amount
RESIDENTIAL GAS	423	19332.	19332.	0.00	-42574.45	18536.84	0.00	0.00	-24037.61	791.24	-23246.37
RESIDENTIAL PGA	417	19332.	19332.	0.00	159.61	6364.76	0.00	0.00	6524.37	269.65	6794.02
RESIDENTIAL CUST CHARGE	440			0.00	731.56	3960.00	0.00	0.00	4691.56	206.85	4898.41
RESIDENTIAL STATE TAX	16			0.00	-113.62	0.00	0.00	0.00	-113.62	0.00	-113.62
RESIDENTIAL COUNTY TAX	12			0.00	-32.24	0.00	0.00	0.00	-32.24	0.00	-32.24
RESIDENTIAL CITY TAX	12			0.00	-32.24	0.00	0.00	0.00	-32.24	0.00	-32.24
RESIDENTIAL GRS RCPTS TX	416			0.00	25.00	744.57	0.00	0.00	769.57	32.51	802.08
RESIDENTIAL FRANCHISE TX	374			0.00	17.21	540.22	0.00	0.00	557.43	23.83	581.26
COMMERCIAL GAS	90	12238.	12238.	0.00	191.01	10803.89	0.00	0.00	10994.90	614.24	11609.14
COMMERCIAL PGA	90	12238.	12238.	0.00	7878.28	4376.85	0.00	0.00	12255.13	262.73	12517.86
COMMERCIAL CUST CHARGE	96			0.00	48.19	864.00	0.00	0.00	912.19	44.29	956.48
COMMERCIAL STATE TAX	56			0.00	1293.93	783.43	0.00	0.00	2077.36	48.04	2125.40
COMMERCIAL GRS RCPTS TX	60			0.00	554.52	344.53	0.00	0.00	899.05	21.02	920.07
COMMERCIAL FRANCHISE TX	58			0.00	370.22	257.46	0.00	0.00	627.68	15.41	643.09
PBLC, INDSTRL, & INSTTTNL GAS	15	16659.	16659.	0.00	12526.01	12865.14	0.00	0.00	25391.15	1269.57	26660.72
PBLC, INDSTRL, & INSTTTNL PGA	15	16659.	16659.	0.00	5722.04	5813.17	0.00	0.00	11535.21	576.75	12111.96
PBLC, INDSTRL, & INSTTTNL CUST CHARGE	17			0.00	90.11	238.00	0.00	0.00	328.11	16.41	344.52
PBLC, INDSTRL, & INSTTTNL STATE TAX	4			0.00	0.00	105.60	0.00	0.00	105.60	5.28	110.88
PBLC, INDSTRL, & INSTTTNL GRS RCPTS TX	6			0.00	566.29	465.79	0.00	0.00	1032.08	51.61	1083.69
PBLC, INDSTRL, & INSTTTNL FRANCHISE TX	6			0.00	471.91	367.58	0.00	0.00	839.49	41.98	881.47
Grand Total	2623	96458	96458	0.00	-12106.66	67431.83	0.00	0.00	55325.17	4291.41	59616.58

Billing Edit List--Revenue Class Totals

Navitas TN NG, LLC

From: 01/07/2018 Through: 01/07/2018

REGULAR AND FINAL BILLS

Sorted by: Name

Revenue Class	Number of Bills	Actual Usage	Billed Usage	Met. Dep App/Ref	Prev. Balance	Current Charge	Taxes	Current Discount	Net Amt.	Pending Late Fees	Gross Amount
RESIDENTIAL GAS	435	30503.	30503.	-448.11	-39159.68	27573.50	0.00	0.00	-12034.29	1203.99	-10830.30
RESIDENTIAL PGA	431	30503.	30503.	-21.61	992.06	10167.58	0.00	0.00	11138.03	449.45	11587.48
RESIDENTIAL CUST CHARGE	448			-80.38	897.89	4032.00	0.00	0.00	4849.51	195.26	5044.77
RESIDENTIAL STATE TAX	17			0.00	-113.61	0.00	0.00	0.00	-113.61	0.00	-113.61
RESIDENTIAL COUNTY TAX	12			0.00	-32.24	0.00	0.00	0.00	-32.24	0.00	-32.24
RESIDENTIAL CITY TAX	12			0.00	-32.24	0.00	0.00	0.00	-32.24	0.00	-32.24
RESIDENTIAL GRS RCPTS TX	431			-4.43	137.22	1127.85	0.00	0.00	1260.64	50.83	1311.47
RESIDENTIAL FRANCHISE TX	387			-6.77	106.56	812.41	0.00	0.00	912.20	37.21	949.41
COMMERCIAL GAS	92	21915.	21915.	-213.66	1144.77	18558.39	0.00	0.00	19489.50	985.82	20475.32
COMMERCIAL PGA	91	21915.	21915.	0.00	8172.05	8141.22	0.00	0.00	16313.27	443.33	16756.60
COMMERCIAL CUST CHARGE	96			-17.30	133.97	864.00	0.00	0.00	980.67	45.26	1025.93
COMMERCIAL STATE TAX	57			0.00	1365.88	1378.03	0.00	0.00	2743.91	77.00	2820.91
COMMERCIAL GRS RCPTS TX	61			0.00	585.34	605.93	0.00	0.00	1191.27	33.74	1225.01
COMMERCIAL FRANCHISE TX	59			0.00	394.54	432.34	0.00	0.00	826.88	24.09	850.97
PBLC, INDSTRL, & INSTTTNL GAS	15	19619.	19619.	0.00	16094.43	15099.94	0.00	0.00	31194.37	1559.71	32754.08
PBLC, INDSTRL, & INSTTTNL PGA	15	19619.	19619.	0.00	6804.22	7275.95	0.00	0.00	14080.17	704.01	14784.18
PBLC, INDSTRL, & INSTTTNL CUST CHARGE	17			0.00	93.14	238.00	0.00	0.00	331.14	16.57	347.71
PBLC, INDSTRL, & INSTTTNL STATE TAX	4			0.00	0.00	264.15	0.00	0.00	264.15	13.20	277.35
PBLC, INDSTRL, & INSTTTNL GRS RCPTS TX	6			0.00	693.62	496.32	0.00	0.00	1189.94	59.50	1249.44
PBLC, INDSTRL, & INSTTTNL FRANCHISE TX	6			0.00	578.02	374.14	0.00	0.00	952.16	47.61	999.77
Grand Total	2692	144074	144074	-792.26	-1144.06	97441.75	0.00	0.00	95505.43	5946.58	101452.01

Billing Edit List--Revenue Class Totals

Navitas TN NG, LLC

From: 02/07/2018 Through: 02/07/2018

REGULAR AND FINAL BILLS

Sorted by: Name

Revenue Class	Number of Bills	Actual Usage	Billed Usage	Met. Dep App/Ref	Prev. Balance	Current Charge	Taxes	Current Discount	Net Amt.	Pending Late Fees	Gross Amount
RESIDENTIAL GAS	439	56081.	56081.	-3065.12	-35945.65	47962.86	0.00	0.00	8952.09	2047.97	11000.06
RESIDENTIAL PGA	435	56081.	56081.	-300.96	1359.66	18536.13	0.00	0.00	19594.83	832.44	20427.27
RESIDENTIAL CUST CHARGE	446			-90.91	624.14	4014.00	0.00	0.00	4547.23	201.24	4748.47
RESIDENTIAL STATE TAX	17			0.00	-113.61	0.00	0.00	0.00	-113.61	0.00	-113.61
RESIDENTIAL COUNTY TAX	12			0.00	-32.24	0.00	0.00	0.00	-32.24	0.00	-32.24
RESIDENTIAL CITY TAX	12			0.00	-32.24	0.00	0.00	0.00	-32.24	0.00	-32.24
RESIDENTIAL GRS RCPTS TX	434			-25.40	168.33	1989.13	0.00	0.00	2132.06	91.42	2223.48
RESIDENTIAL FRANCHISE TX	390			-17.61	128.67	1439.95	0.00	0.00	1551.01	67.55	1618.56
COMMERCIAL GAS	91	43816.	43816.	-1173.93	819.54	36001.06	0.00	0.00	35646.67	1823.17	37469.84
COMMERCIAL PGA	92	43816.	43816.	-26.07	8036.41	16120.09	0.00	0.00	24130.43	853.85	24984.28
COMMERCIAL CUST CHARGE	96			0.00	48.99	864.00	0.00	0.00	912.99	45.19	958.18
COMMERCIAL STATE TAX	58			0.00	1318.55	2011.01	0.00	0.00	3329.56	110.48	3440.04
COMMERCIAL GRS RCPTS TX	62			0.00	565.20	1194.52	0.00	0.00	1759.72	63.97	1823.69
COMMERCIAL FRANCHISE TX	60			0.00	380.02	867.64	0.00	0.00	1247.66	46.35	1294.01
PBLC, INDSTRL, & INSTTTNL GAS	15	37281.	37281.	0.00	16116.70	28434.76	0.00	0.00	44551.46	2227.61	46779.07
PBLC, INDSTRL, & INSTTTNL PGA	15	37281.	37281.	0.00	6817.06	14440.36	0.00	0.00	21257.42	1062.86	22320.28
PBLC, INDSTRL, & INSTTTNL CUST CHARGE	17			0.00	112.51	238.00	0.00	0.00	350.51	17.52	368.03
PBLC, INDSTRL, & INSTTTNL STATE TAX	4			0.00	0.00	653.81	0.00	0.00	653.81	32.68	686.49
PBLC, INDSTRL, & INSTTTNL GRS RCPTS TX	6			0.00	695.02	936.88	0.00	0.00	1631.90	81.60	1713.50
PBLC, INDSTRL, & INSTTTNL FRANCHISE TX	6			0.00	579.18	678.51	0.00	0.00	1257.69	62.88	1320.57
Grand Total	2707	274356	274356	-4700.00	1646.24	176382.71	0.00	0.00	173328.95	9668.78	182997.73

Billing Edit List--Revenue Class Totals

Navitas TN NG, LLC

From: 03/07/2018 Through: 03/07/2018

REGULAR AND FINAL BILLS

Sorted by: Name

Revenue Class	Number of Bills	Actual Usage	Billed Usage	Met. Dep App/Ref	Prev. Balance	Current Charge	Taxes	Current Discount	Net Amt.	Pending Late Fees	Gross Amount
RESIDENTIAL GAS	439	28240.	28240.	-375.48	-24915.55	25787.49	0.00	0.00	496.46	1426.30	1922.76
RESIDENTIAL PGA	433	28240.	28240.	-12.64	2843.77	9360.84	0.00	0.00	12191.97	539.95	12731.92
RESIDENTIAL CUST CHARGE	444			-9.00	655.13	3987.00	0.00	0.00	4633.13	205.79	4838.92
RESIDENTIAL STATE TAX	19			0.00	-113.62	0.00	0.00	0.00	-113.62	0.00	-113.62
RESIDENTIAL COUNTY TAX	15			0.00	-32.24	0.00	0.00	0.00	-32.24	0.00	-32.24
RESIDENTIAL CITY TAX	15			0.00	-32.24	0.00	0.00	0.00	-32.24	0.00	-32.24
RESIDENTIAL GRS RCPTS TX	432			-1.57	334.99	1050.23	0.00	0.00	1383.65	61.97	1445.62
RESIDENTIAL FRANCHISE TX	391			-1.31	269.24	756.37	0.00	0.00	1024.30	46.20	1070.50
COMMERCIAL GAS	94	20512.	20512.	0.00	4565.61	17511.42	0.00	0.00	22077.03	1137.27	23214.30
COMMERCIAL PGA	95	20512.	20512.	0.00	9745.61	7412.30	0.00	0.00	17157.91	506.84	17664.75
COMMERCIAL CUST CHARGE	97			0.00	114.36	873.00	0.00	0.00	987.36	48.46	1035.82
COMMERCIAL STATE TAX	61			0.00	1693.95	1087.96	0.00	0.00	2781.91	83.16	2865.07
COMMERCIAL CITY TAX	1			0.00	0.00	4.85	0.00	0.00	4.85	0.24	5.09
COMMERCIAL GRS RCPTS TX	65			0.00	726.10	563.05	0.00	0.00	1289.15	40.46	1329.61
COMMERCIAL FRANCHISE TX	63			0.00	496.14	418.32	0.00	0.00	914.46	29.76	944.22
PBLC, INDSTRL, & INSTTTNL GAS	15	22735.	22735.	0.00	16027.18	17452.50	0.00	0.00	33479.68	1673.99	35153.67
PBLC, INDSTRL, & INSTTTNL PGA	15	22735.	22735.	0.00	6767.77	8386.96	0.00	0.00	15154.73	757.74	15912.47
PBLC, INDSTRL, & INSTTTNL CUST CHARGE	17			0.00	144.51	238.00	0.00	0.00	382.51	19.12	401.63
PBLC, INDSTRL, & INSTTTNL STATE TAX	4			0.00	0.00	294.58	0.00	0.00	294.58	14.72	309.30
PBLC, INDSTRL, & INSTTTNL GRS RCPTS TX	6			0.00	1041.27	275.59	0.00	0.00	1316.86	13.79	1330.65
PBLC, INDSTRL, & INSTTTNL FRANCHISE TX	6			0.00	867.72	183.72	0.00	0.00	1051.44	9.19	1060.63
Grand Total	2727	142974	142974	-400.00	21199.70	95644.18	0.00	0.00	116443.88	6614.95	123058.83

Billing Edit List--Revenue Class Totals

Navitas TN NG, LLC

From: 04/07/2018 Through: 04/07/2018

REGULAR AND FINAL BILLS

Sorted by: Name

Revenue Class	Number of Bills	Actual Usage	Billed Usage	Met. Dep App/Ref	Prev. Balance	Current Charge	Taxes	Current Discount	Net Amt.	Pending Late Fees	Gross Amount
RESIDENTIAL GAS	435	25465.	25465.	0.00	-24136.20	23533.48	0.00	0.00	-602.72	1259.04	656.32
RESIDENTIAL PGA	430	25465.	25465.	0.00	1929.66	11085.46	0.00	0.00	13015.12	583.42	13598.54
RESIDENTIAL CUST CHARGE	443			0.00	850.97	3987.00	0.00	0.00	4837.97	221.06	5059.03
RESIDENTIAL STATE TAX	16			0.00	-113.62	0.00	0.00	0.00	-113.62	0.00	-113.62
RESIDENTIAL COUNTY TAX	12			0.00	-32.24	0.00	0.00	0.00	-32.24	0.00	-32.24
RESIDENTIAL CITY TAX	12			0.00	-32.24	0.00	0.00	0.00	-32.24	0.00	-32.24
RESIDENTIAL GRS RCPTS TX	428			0.00	242.37	1032.78	0.00	0.00	1275.15	57.36	1332.51
RESIDENTIAL FRANCHISE TX	388			0.00	195.26	732.72	0.00	0.00	927.98	42.02	970.00
COMMERCIAL GAS	93	20925.	20925.	0.00	1709.73	17782.70	0.00	0.00	19492.43	1001.68	20494.11
COMMERCIAL PGA	93	20925.	20925.	0.00	8155.31	12565.93	0.00	0.00	20721.24	685.13	21406.37
COMMERCIAL CUST CHARGE	97			0.00	102.26	873.00	0.00	0.00	975.26	47.61	1022.87
COMMERCIAL STATE TAX	59			0.00	1343.09	1048.40	0.00	0.00	2391.49	63.62	2455.11
COMMERCIAL CITY TAX	1			0.00	5.09	4.99	0.00	0.00	10.08	0.50	10.58
COMMERCIAL GRS RCPTS TX	63			0.00	575.62	737.48	0.00	0.00	1313.10	41.67	1354.77
COMMERCIAL FRANCHISE TX	60			0.00	388.38	519.66	0.00	0.00	908.04	29.42	937.46
PBLC, INDSTRL, & INSTTTNL GAS	15	21056.	21056.	0.00	26417.80	16184.87	0.00	0.00	42602.67	2130.14	44732.81
PBLC, INDSTRL, & INSTTTNL PGA	15	21056.	21056.	0.00	11306.17	11687.92	0.00	0.00	22994.09	1149.70	24143.79
PBLC, INDSTRL, & INSTTTNL CUST CHARGE	17			0.00	210.53	238.00	0.00	0.00	448.53	22.44	470.97
PBLC, INDSTRL, & INSTTTNL STATE TAX	4			0.00	132.81	371.95	0.00	0.00	504.76	25.25	530.01
PBLC, INDSTRL, & INSTTTNL GRS RCPTS TX	6			0.00	1150.25	329.58	0.00	0.00	1479.83	19.32	1499.15
PBLC, INDSTRL, & INSTTTNL FRANCHISE TX	6			0.00	949.06	219.72	0.00	0.00	1168.78	12.88	1181.66
Grand Total	2693	134892	134892	0.00	31350.06	102935.64	0.00	0.00	134285.70	7392.26	141677.96

Billing Edit List--Revenue Class Totals

Navitas TN NG, LLC

From: 05/07/2018 Through: 05/07/2018

REGULAR AND FINAL BILLS

Sorted by: Name

Revenue Class	Number of Bills	Actual Usage	Billed Usage	Met. Dep App/Ref	Prev. Balance	Current Charge	Taxes	Current Discount	Net Amt.	Pending Late Fees	Gross Amount
RESIDENTIAL GAS	430	16149.	16149.	-172.74	-22152.21	16037.66	0.00	0.00	-6287.29	944.45	-5342.84
RESIDENTIAL PGA	426	16149.	16149.	-15.24	2365.85	7003.78	0.00	0.00	9354.39	422.94	9777.33
RESIDENTIAL CUST CHARGE	442			-9.00	892.70	3978.00	0.00	0.00	4861.70	220.40	5082.10
RESIDENTIAL STATE TAX	18			0.00	-113.62	0.00	0.00	0.00	-113.62	0.00	-113.62
RESIDENTIAL COUNTY TAX	14			0.00	-32.24	0.00	0.00	0.00	-32.24	0.00	-32.24
RESIDENTIAL CITY TAX	14			0.00	-32.24	0.00	0.00	0.00	-32.24	0.00	-32.24
RESIDENTIAL GRS RCPTS TX	425			-1.65	260.16	687.83	0.00	0.00	946.34	42.79	989.13
RESIDENTIAL FRANCHISE TX	384			-1.37	199.11	489.79	0.00	0.00	687.53	31.39	718.92
COMMERCIAL GAS	91	10653.	10653.	0.00	1301.86	9559.46	0.00	0.00	10861.32	566.46	11427.78
COMMERCIAL PGA	90	10653.	10653.	0.00	8801.36	5549.88	0.00	0.00	14351.24	367.77	14719.01
COMMERCIAL CUST CHARGE	98			0.00	55.02	882.00	0.00	0.00	937.02	45.75	982.77
COMMERCIAL STATE TAX	57			0.00	1359.87	781.73	0.00	0.00	2141.60	51.26	2192.86
COMMERCIAL COUNTY TAX	1			0.00	0.00	0.00	0.00	0.00	0.00	0.00	0.00
COMMERCIAL CITY TAX	2			0.00	5.24	2.61	0.00	0.00	7.85	0.39	8.24
COMMERCIAL GRS RCPTS TX	61			0.00	582.80	347.16	0.00	0.00	929.96	22.61	952.57
COMMERCIAL FRANCHISE TX	58			0.00	388.64	255.22	0.00	0.00	643.86	16.29	660.15
PBLC, INDSTRL, & INSTTTNL GAS	15	16713.	16713.	0.00	27715.08	12905.89	0.00	0.00	40620.97	2031.03	42652.00
PBLC, INDSTRL, & INSTTTNL PGA	15	16713.	16713.	0.00	13738.17	8393.22	0.00	0.00	22131.39	1106.60	23237.99
PBLC, INDSTRL, & INSTTTNL CUST CHARGE	17			0.00	202.53	238.00	0.00	0.00	440.53	22.03	462.56
PBLC, INDSTRL, & INSTTTNL STATE TAX	4			0.00	0.00	204.54	0.00	0.00	204.54	10.23	214.77
PBLC, INDSTRL, & INSTTTNL GRS RCPTS TX	6			0.00	753.93	185.15	0.00	0.00	939.08	9.26	948.34
PBLC, INDSTRL, & INSTTTNL FRANCHISE TX	6			0.00	628.28	123.43	0.00	0.00	751.71	6.17	757.88
Grand Total	2674	87030	87030	-200.00	36920.29	67625.35	0.00	0.00	104345.64	5917.82	110263.46

Billing Edit List--Revenue Class Totals

Navitas TN NG, LLC

From: 06/07/2018 Through: 06/07/2018

REGULAR AND FINAL BILLS

Sorted by: Name

Revenue Class	Number of Bills	Actual Usage	Billed Usage	Met. Dep App/Ref	Prev. Balance	Current Charge	Taxes	Current Discount	Net Amt.	Pending Late Fees	Gross Amount
RESIDENTIAL GAS	409	4020.	4020.	-133.49	-20348.20	5149.25	0.00	0.00	-15332.44	509.72	-14822.72
RESIDENTIAL PGA	397	4020.	4020.	-47.43	2534.37	1704.81	0.00	0.00	4191.75	200.65	4392.40
RESIDENTIAL CUST CHARGE	438			-9.45	1137.47	3942.00	0.00	0.00	5070.02	225.91	5295.93
RESIDENTIAL STATE TAX	16			0.00	-113.62	0.00	0.00	0.00	-113.62	0.00	-113.62
RESIDENTIAL COUNTY TAX	12			0.00	-32.24	0.00	0.00	0.00	-32.24	0.00	-32.24
RESIDENTIAL CITY TAX	12			0.00	-32.24	0.00	0.00	0.00	-32.24	0.00	-32.24
RESIDENTIAL GRS RCPTS TX	396			-5.25	278.96	203.44	0.00	0.00	477.15	22.84	499.99
RESIDENTIAL FRANCHISE TX	358			-4.38	219.27	148.60	0.00	0.00	363.49	17.61	381.10
COMMERCIAL GAS	72	6027.	6027.	0.00	2847.00	5471.29	0.00	0.00	8318.29	448.62	8766.91
COMMERCIAL PGA	70	6027.	6027.	0.00	10457.66	3391.35	0.00	0.00	13849.01	343.03	14192.04
COMMERCIAL CUST CHARGE	97			0.00	96.96	873.00	0.00	0.00	969.96	47.41	1017.37
COMMERCIAL STATE TAX	40			0.00	1610.04	454.06	0.00	0.00	2064.10	47.38	2111.48
COMMERCIAL CITY TAX	1			0.00	8.24	0.00	0.00	0.00	8.24	0.41	8.65
COMMERCIAL GRS RCPTS TX	43			0.00	690.04	245.42	0.00	0.00	935.46	22.85	958.31
COMMERCIAL FRANCHISE TX	42			0.00	462.01	183.84	0.00	0.00	645.85	16.35	662.20
PBLC, INDSTRL, & INSTTTNL GAS	14	8101.	8101.	0.00	257.75	6371.88	0.00	0.00	6629.63	331.50	6961.13
PBLC, INDSTRL, & INSTTTNL PGA	14	8101.	8101.	0.00	266.39	3355.08	0.00	0.00	3621.47	181.06	3802.53
PBLC, INDSTRL, & INSTTTNL CUST CHARGE	17			0.00	14.00	238.00	0.00	0.00	252.00	12.60	264.60
PBLC, INDSTRL, & INSTTTNL STATE TAX	3			0.00	0.00	18.85	0.00	0.00	18.85	0.94	19.79
PBLC, INDSTRL, & INSTTTNL GRS RCPTS TX	3			0.00	0.00	25.42	0.00	0.00	25.42	1.27	26.69
PBLC, INDSTRL, & INSTTTNL FRANCHISE TX	3			0.00	0.00	16.94	0.00	0.00	16.94	0.84	17.78
Grand Total	2457	36296	36296	-200.00	353.86	31793.23	0.00	0.00	31947.09	2430.99	34378.08

Billing Edit List--Revenue Class Totals

Navitas TN NG, LLC

From: 07/07/2018 Through: 07/07/2018

REGULAR AND FINAL BILLS

Sorted by: Name

Revenue Class	Number of Bills	Actual Usage	Billed Usage	Met. Dep App/Ref	Prev. Balance	Current Charge	Taxes	Current Discount	Net Amt.	Pending Late Fees	Gross Amount
RESIDENTIAL GAS	226	1032.	1032.	-191.00	-22623.03	1478.54	0.00	0.00	-21335.49	316.56	-21018.93
RESIDENTIAL PGA	180	1032.	1032.	0.00	1985.01	537.66	0.00	0.00	2522.67	124.15	2646.82
RESIDENTIAL CUST CHARGE	436			-9.00	1418.31	3924.00	0.00	0.00	5333.31	237.20	5570.51
RESIDENTIAL STATE TAX	17			0.00	-113.62	0.00	0.00	0.00	-113.62	0.00	-113.62
RESIDENTIAL COUNTY TAX	13			0.00	-32.24	0.00	0.00	0.00	-32.24	0.00	-32.24
RESIDENTIAL CITY TAX	13			0.00	-32.24	0.00	0.00	0.00	-32.24	0.00	-32.24
RESIDENTIAL GRS RCPTS TX	179			0.00	243.05	58.25	0.00	0.00	301.30	14.85	316.15
RESIDENTIAL FRANCHISE TX	154			0.00	198.48	36.52	0.00	0.00	235.00	11.58	246.58
COMMERCIAL GAS	34	5295.	5295.	0.00	306.68	4476.05	0.00	0.00	4782.73	273.75	5056.48
COMMERCIAL PGA	33	5295.	5295.	0.00	7905.12	2801.02	0.00	0.00	10706.14	186.44	10892.58
COMMERCIAL CUST CHARGE	97			0.00	143.64	873.00	0.00	0.00	1016.64	49.90	1066.54
COMMERCIAL STATE TAX	25			0.00	1248.62	501.74	0.00	0.00	1750.36	31.72	1782.08
COMMERCIAL CITY TAX	1			0.00	8.65	0.00	0.00	0.00	8.65	0.43	9.08
COMMERCIAL GRS RCPTS TX	25			0.00	535.13	215.05	0.00	0.00	750.18	13.59	763.77
COMMERCIAL FRANCHISE TX	25			0.00	357.34	164.96	0.00	0.00	522.30	10.16	532.46
PBLC, INDSTRL, & INSTTTNL GAS	12	6076.	6076.	0.00	0.00	4798.27	0.00	0.00	4798.27	239.93	5038.20
PBLC, INDSTRL, & INSTTTNL PGA	12	6076.	6076.	0.00	0.00	2533.39	0.00	0.00	2533.39	126.65	2660.04
PBLC, INDSTRL, & INSTTTNL CUST CHARGE	17			0.00	0.00	238.00	0.00	0.00	238.00	11.90	249.90
PBLC, INDSTRL, & INSTTTNL STATE TAX	3			0.00	0.00	14.34	0.00	0.00	14.34	0.72	15.06
PBLC, INDSTRL, & INSTTTNL GRS RCPTS TX	3			0.00	0.00	21.48	0.00	0.00	21.48	1.08	22.56
PBLC, INDSTRL, & INSTTTNL FRANCHISE TX	3			0.00	0.00	14.32	0.00	0.00	14.32	0.71	15.03
Grand Total	1508	24806	24806	-200.00	-8451.10	22686.59	0.00	0.00	14035.49	1651.32	15686.81

Billing Edit List--Revenue Class Totals

Navitas TN NG, LLC

From: 08/07/2018 Through: 08/07/2018

REGULAR AND FINAL BILLS

Sorted by: Name

Revenue Class	Number of Bills	Actual Usage	Billed Usage	Met. Dep App/Ref	Prev. Balance	Current Charge	Taxes	Current Discount	Net Amt.	Pending Late Fees	Gross Amount
RESIDENTIAL GAS	437	957.	957.	-191.00	-26064.93	1377.94	0.00	0.00	-24877.99	282.72	-24595.27
RESIDENTIAL PGA	437	957.	957.	0.00	1792.23	480.95	0.00	0.00	2273.18	112.81	2385.99
RESIDENTIAL CUST CHARGE	437			-9.00	1583.54	3906.00	0.00	0.00	5480.54	235.87	5716.41
RESIDENTIAL STATE TAX	307			0.00	-113.62	0.00	0.00	0.00	-113.62	0.00	-113.62
RESIDENTIAL COUNTY TAX	303			0.00	-32.24	0.00	0.00	0.00	-32.24	0.00	-32.24
RESIDENTIAL CITY TAX	303			0.00	-32.24	0.00	0.00	0.00	-32.24	0.00	-32.24
RESIDENTIAL GRS RCPTS TX	435			0.00	206.37	53.90	0.00	0.00	260.27	12.94	273.21
RESIDENTIAL FRANCHISE TX	393			0.00	168.75	34.88	0.00	0.00	203.63	10.32	213.95
COMMERCIAL GAS	97	4740.	4740.	0.00	345.81	4039.09	0.00	0.00	4384.90	262.32	4647.22
COMMERCIAL PGA	97	4740.	4740.	0.00	8084.18	2508.79	0.00	0.00	10592.97	180.79	10773.76
COMMERCIAL CUST CHARGE	97			0.00	115.28	864.00	0.00	0.00	979.28	45.78	1025.06
COMMERCIAL STATE TAX	67			0.00	1276.30	421.58	0.00	0.00	1697.88	29.08	1726.96
COMMERCIAL COUNTY TAX	57			0.00	0.00	0.00	0.00	0.00	0.00	0.00	0.00
COMMERCIAL CITY TAX	61			0.00	0.00	0.00	0.00	0.00	0.00	0.00	0.00
COMMERCIAL GRS RCPTS TX	67			0.00	546.98	194.09	0.00	0.00	741.07	13.12	754.19
COMMERCIAL FRANCHISE TX	63			0.00	366.65	148.88	0.00	0.00	515.53	9.84	525.37
PBLC, INDSTRL, & INSTTTNL GAS	17	5502.	5502.	0.00	0.00	4343.61	0.00	0.00	4343.61	217.18	4560.79
PBLC, INDSTRL, & INSTTTNL PGA	17	5502.	5502.	0.00	0.00	2244.53	0.00	0.00	2244.53	112.23	2356.76
PBLC, INDSTRL, & INSTTTNL CUST CHARGE	17			0.00	0.00	238.00	0.00	0.00	238.00	11.90	249.90
PBLC, INDSTRL, & INSTTTNL STATE TAX	8			0.00	0.00	10.76	0.00	0.00	10.76	0.54	11.30
PBLC, INDSTRL, & INSTTTNL COUNTY TAX	5			0.00	0.00	0.00	0.00	0.00	0.00	0.00	0.00
PBLC, INDSTRL, & INSTTTNL CITY TAX	7			0.00	0.00	0.00	0.00	0.00	0.00	0.00	0.00
PBLC, INDSTRL, & INSTTTNL GRS RCPTS TX	8			0.00	0.00	14.67	0.00	0.00	14.67	0.74	15.41
PBLC, INDSTRL, & INSTTTNL FRANCHISE TX	8			0.00	0.00	9.77	0.00	0.00	9.77	0.49	10.26
Grand Total	3745	22398	22398	-200.00	-11756.94	20891.44	0.00	0.00	8934.50	1538.67	10473.17

Billing Edit List--Revenue Class Totals

Navitas TN NG, LLC

From: 09/07/2018 Through: 09/07/2018

REGULAR AND FINAL BILLS

Sorted by: Name

Revenue Class	Number of Bills	Actual Usage	Billed Usage	Met. Dep App/Ref	Prev. Balance	Current Charge	Taxes	Current Discount	Net Amt.	Pending Late Fees	Gross Amount
RESIDENTIAL GAS	186	1052.	1052.	0.00	-32059.98	1455.21	0.00	0.00	-30604.77	117.41	-30487.36
RESIDENTIAL PGA	134	1052.	1052.	0.00	409.46	523.60	0.00	0.00	933.06	48.55	981.61
RESIDENTIAL CUST CHARGE	422			0.00	526.79	3798.00	0.00	0.00	4324.79	218.15	4542.94
RESIDENTIAL STATE TAX	16			0.00	-113.62	0.00	0.00	0.00	-113.62	0.00	-113.62
RESIDENTIAL COUNTY TAX	12			0.00	-32.24	0.00	0.00	0.00	-32.24	0.00	-32.24
RESIDENTIAL CITY TAX	12			0.00	-32.24	0.00	0.00	0.00	-32.24	0.00	-32.24
RESIDENTIAL GRS RCPTS TX	134			0.00	49.87	57.04	0.00	0.00	106.91	5.50	112.41
RESIDENTIAL FRANCHISE TX	110			0.00	39.86	36.93	0.00	0.00	76.79	4.03	80.82
COMMERCIAL GAS	35	4902.	4902.	0.00	296.60	4184.99	0.00	0.00	4481.59	262.24	4743.83
COMMERCIAL PGA	29	4902.	4902.	0.00	8050.80	2629.62	0.00	0.00	10680.42	185.24	10865.66
COMMERCIAL CUST CHARGE	96			0.00	22.85	864.00	0.00	0.00	886.85	44.78	931.63
COMMERCIAL STATE TAX	20			0.00	1268.03	461.35	0.00	0.00	1729.38	30.62	1760.00
COMMERCIAL GRS RCPTS TX	22			0.00	543.44	200.48	0.00	0.00	743.92	13.25	757.17
COMMERCIAL FRANCHISE TX	22			0.00	362.55	153.15	0.00	0.00	515.70	9.85	525.55
PBLC, INDSTRL, & INSTTTNL GAS	9	5600.	5600.	0.00	0.00	4392.03	0.00	0.00	4392.03	219.61	4611.64
PBLC, INDSTRL, & INSTTTNL PGA	9	5600.	5600.	0.00	0.00	2324.81	0.00	0.00	2324.81	116.23	2441.04
PBLC, INDSTRL, & INSTTTNL CUST CHARGE	16			0.00	0.00	224.00	0.00	0.00	224.00	11.20	235.20
PBLC, INDSTRL, & INSTTTNL STATE TAX	2			0.00	0.00	12.11	0.00	0.00	12.11	0.61	12.72
PBLC, INDSTRL, & INSTTTNL GRS RCPTS TX	2			0.00	0.00	18.60	0.00	0.00	18.60	0.93	19.53
PBLC, INDSTRL, & INSTTTNL FRANCHISE TX	2			0.00	0.00	12.40	0.00	0.00	12.40	0.62	13.02
Grand Total	1290	23108	23108	0.00	-20667.83	21348.32	0.00	0.00	680.49	1288.82	1969.31

Billing Edit List--Revenue Class Totals

Navitas TN NG, LLC

From: 10/07/2018 Through: 10/07/2018

REGULAR AND FINAL BILLS

Sorted by: Name

Revenue Class	Number of Bills	Actual Usage	Billed Usage	Met. Dep App/Ref	Prev. Balance	Current Charge	Taxes	Current Discount	Net Amt.	Pending Late Fees	Gross Amount
RESIDENTIAL GAS	429	905.	905.	0.00	-34888.54	1303.57	0.00	0.00	-33584.97	104.75	-33480.22
RESIDENTIAL PGA	429	905.	905.	0.00	456.86	606.06	0.00	0.00	1062.92	49.93	1112.85
RESIDENTIAL CUST CHARGE	429			0.00	1398.01	3843.00	0.00	0.00	5241.01	225.65	5466.66
RESIDENTIAL STATE TAX	307			0.00	-113.62	0.00	0.00	0.00	-113.62	0.00	-113.62
RESIDENTIAL COUNTY TAX	303			0.00	-32.24	0.00	0.00	0.00	-32.24	0.00	-32.24
RESIDENTIAL CITY TAX	303			0.00	-32.24	0.00	0.00	0.00	-32.24	0.00	-32.24
RESIDENTIAL GRS RCPTS TX	427			0.00	50.45	54.27	0.00	0.00	104.72	5.04	109.76
RESIDENTIAL FRANCHISE TX	385			0.00	37.93	33.51	0.00	0.00	71.44	3.54	74.98
COMMERCIAL GAS	98	4372.	4372.	0.00	2190.00	3750.81	0.00	0.00	5940.81	275.50	6216.31
COMMERCIAL PGA	98	4372.	4372.	0.00	8770.31	3097.20	0.00	0.00	11867.51	244.45	12111.96
COMMERCIAL CUST CHARGE	98			0.00	133.66	873.00	0.00	0.00	1006.66	46.81	1053.47
COMMERCIAL STATE TAX	68			0.00	1364.07	451.52	0.00	0.00	1815.59	34.96	1850.55
COMMERCIAL COUNTY TAX	57			0.00	0.00	0.00	0.00	0.00	0.00	0.00	0.00
COMMERCIAL CITY TAX	61			0.00	0.00	0.00	0.00	0.00	0.00	0.00	0.00
COMMERCIAL GRS RCPTS TX	68			0.00	584.59	202.48	0.00	0.00	787.07	15.42	802.49
COMMERCIAL FRANCHISE TX	64			0.00	389.90	152.81	0.00	0.00	542.71	11.19	553.90
PBLC, INDSTRL, & INSTTTNL GAS	16	4604.	4604.	0.00	0.00	3646.43	0.00	0.00	3646.43	182.30	3828.73
PBLC, INDSTRL, & INSTTTNL PGA	16	4604.	4604.	0.00	0.00	2542.44	0.00	0.00	2542.44	127.13	2669.57
PBLC, INDSTRL, & INSTTTNL CUST CHARGE	16			0.00	0.00	224.00	0.00	0.00	224.00	11.20	235.20
PBLC, INDSTRL, & INSTTTNL STATE TAX	7			0.00	0.00	13.82	0.00	0.00	13.82	0.69	14.51
PBLC, INDSTRL, & INSTTTNL COUNTY TAX	4			0.00	0.00	0.00	0.00	0.00	0.00	0.00	0.00
PBLC, INDSTRL, & INSTTTNL CITY TAX	6			0.00	0.00	0.00	0.00	0.00	0.00	0.00	0.00
PBLC, INDSTRL, & INSTTTNL GRS RCPTS TX	7			0.00	0.00	20.73	0.00	0.00	20.73	1.03	21.76
PBLC, INDSTRL, & INSTTTNL FRANCHISE TX	7			0.00	0.00	13.83	0.00	0.00	13.83	0.70	14.53
Grand Total	3703	19762	19762	0.00	-19690.86	20829.48	0.00	0.00	1138.62	1340.29	2478.91

Billing Edit List--Revenue Class Totals

Navitas TN NG, LLC

From: 11/07/2018 Through: 11/07/2018

REGULAR AND FINAL BILLS

Sorted by: Name

Revenue Class	Number of Bills	Actual Usage	Billed Usage	Met. Dep App/Ref	Prev. Balance	Current Charge	Taxes	Current Discount	Net Amt.	Pending Late Fees	Gross Amount
RESIDENTIAL GAS	388	5568.	5568.	-169.77	-37286.31	6722.63	0.00	0.00	-30733.45	293.99	-30439.46
RESIDENTIAL PGA	378	5568.	5568.	-4.18	263.73	3193.04	0.00	0.00	3452.59	140.53	3593.12
RESIDENTIAL CUST CHARGE	427			-25.06	1180.08	3843.00	0.00	0.00	4998.02	217.44	5215.46
RESIDENTIAL STATE TAX	17			0.00	-113.62	0.00	0.00	0.00	-113.62	0.00	-113.62
RESIDENTIAL COUNTY TAX	13			0.00	-32.24	0.00	0.00	0.00	-32.24	0.00	-32.24
RESIDENTIAL CITY TAX	13			0.00	-32.24	0.00	0.00	0.00	-32.24	0.00	-32.24
RESIDENTIAL GRS RCPTS TX	377			-0.55	29.99	294.50	0.00	0.00	323.94	13.61	337.55
RESIDENTIAL FRANCHISE TX	340			-0.44	24.68	203.71	0.00	0.00	227.95	9.87	237.82
COMMERCIAL GAS	75	7107.	7107.	0.00	2162.75	6405.39	0.00	0.00	8568.14	453.80	9021.94
COMMERCIAL PGA	74	7107.	7107.	0.00	10027.03	5301.70	0.00	0.00	15328.73	416.33	15745.06
COMMERCIAL CUST CHARGE	97			0.00	109.30	873.00	0.00	0.00	982.30	47.75	1030.05
COMMERCIAL STATE TAX	45			0.00	1524.07	517.43	0.00	0.00	2041.50	46.26	2087.76
COMMERCIAL COUNTY TAX	1			0.00	0.00	0.00	0.00	0.00	0.00	0.00	0.00
COMMERCIAL CITY TAX	2			0.00	0.00	1.61	0.00	0.00	1.61	0.08	1.69
COMMERCIAL GRS RCPTS TX	49			0.00	653.16	321.12	0.00	0.00	974.28	24.78	999.06
COMMERCIAL FRANCHISE TX	48			0.00	435.78	234.68	0.00	0.00	670.46	17.60	688.06
PBLC, INDSTRL, & INSTTTNL GAS	15	7123.	7123.	0.00	35.68	5652.68	0.00	0.00	5688.36	284.40	5972.76
PBLC, INDSTRL, & INSTTTNL PGA	15	7123.	7123.	0.00	21.57	4105.13	0.00	0.00	4126.70	206.33	4333.03
PBLC, INDSTRL, & INSTTTNL CUST CHARGE	16			0.00	14.70	224.00	0.00	0.00	238.70	11.95	250.65
PBLC, INDSTRL, & INSTTTNL STATE TAX	4			0.00	4.03	28.13	0.00	0.00	32.16	1.61	33.77
PBLC, INDSTRL, & INSTTTNL GRS RCPTS TX	4			0.00	1.72	38.74	0.00	0.00	40.46	2.03	42.49
PBLC, INDSTRL, & INSTTTNL FRANCHISE TX	4			0.00	1.16	25.83	0.00	0.00	26.99	1.36	28.35
Grand Total	2402	39596	39596	-200.00	-20974.98	37986.32	0.00	0.00	16811.34	2189.72	19001.06

Billing Edit List--Revenue Class Totals

Navitas TN NG, LLC

From: 12/07/2018 Through: 12/07/2018

REGULAR AND FINAL BILLS

Sorted by: Name

Revenue Class	Number of Bills	Actual Usage	Billed Usage	Met. Dep App/Ref	Prev. Balance	Current Charge	Taxes	Current Discount	Net Amt.	Pending Late Fees	Gross Amount
RESIDENTIAL GAS	422	23928.	23928.	0.00	-37508.06	22200.99	0.00	0.00	-15307.07	949.97	-14357.10
RESIDENTIAL PGA	418	23928.	23928.	0.00	371.59	13278.41	0.00	0.00	13650.00	561.31	14211.31
RESIDENTIAL CUST CHARGE	436			0.00	1104.75	3924.00	0.00	0.00	5028.75	223.28	5252.03
RESIDENTIAL STATE TAX	16			0.00	-113.62	0.00	0.00	0.00	-113.62	0.00	-113.62
RESIDENTIAL COUNTY TAX	12			0.00	-32.24	0.00	0.00	0.00	-32.24	0.00	-32.24
RESIDENTIAL CITY TAX	12			0.00	-32.24	0.00	0.00	0.00	-32.24	0.00	-32.24
RESIDENTIAL GRS RCPTS TX	416			0.00	41.56	1055.90	0.00	0.00	1097.46	45.51	1142.97
RESIDENTIAL FRANCHISE TX	376			0.00	30.17	757.09	0.00	0.00	787.26	33.26	820.52
COMMERCIAL GAS	90	12155.	12155.	0.00	3265.40	10763.51	0.00	0.00	14028.91	725.20	14754.11
COMMERCIAL PGA	90	12155.	12155.	0.00	11459.74	7500.82	0.00	0.00	18960.56	593.03	19553.59
COMMERCIAL CUST CHARGE	97			0.00	215.35	873.00	0.00	0.00	1088.35	53.50	1141.85
COMMERCIAL STATE TAX	55			0.00	1703.08	824.25	0.00	0.00	2527.33	70.53	2597.86
COMMERCIAL COUNTY TAX	1			0.00	0.00	0.00	0.00	0.00	0.00	0.00	0.00
COMMERCIAL CITY TAX	2			0.00	0.00	2.76	0.00	0.00	2.76	0.14	2.90
COMMERCIAL GRS RCPTS TX	60			0.00	729.89	387.48	0.00	0.00	1117.37	31.92	1149.29
COMMERCIAL FRANCHISE TX	57			0.00	487.55	288.79	0.00	0.00	776.34	22.87	799.21
PBLC, INDSTRL, & INSTTTNL GAS	15	19093.	19093.	0.00	134.69	14702.80	0.00	0.00	14837.49	741.88	15579.37
PBLC, INDSTRL, & INSTTTNL PGA	15	19093.	19093.	0.00	157.12	13114.02	0.00	0.00	13271.14	663.55	13934.69
PBLC, INDSTRL, & INSTTTNL CUST CHARGE	16			0.00	14.00	224.00	0.00	0.00	238.00	11.90	249.90
PBLC, INDSTRL, & INSTTTNL STATE TAX	4			0.00	0.00	314.55	0.00	0.00	314.55	15.73	330.28
PBLC, INDSTRL, & INSTTTNL GRS RCPTS TX	4			0.00	0.00	309.53	0.00	0.00	309.53	15.47	325.00
PBLC, INDSTRL, & INSTTTNL FRANCHISE TX	4			0.00	0.00	206.35	0.00	0.00	206.35	10.32	216.67
Grand Total	2618	110352	110352	0.00	-17971.27	90728.25	0.00	0.00	72756.98	4769.37	77526.35

Billing Edit List--Revenue Class Totals

Navitas TN NG, LLC

From: 01/07/2019 Through: 01/07/2019

REGULAR AND FINAL BILLS

Sorted by: Name

Revenue Class	Number of Bills	Actual Usage	Billed Usage	Met. Dep App/Ref	Prev. Balance	Current Charge	Taxes	Current Discount	Net Amt.	Pending Late Fees	Gross Amount
RESIDENTIAL GAS	434	32567.	32567.	-457.25	-32055.92	29167.37	0.00	0.00	-3345.80	1333.48	-2012.32
RESIDENTIAL PGA	430	32567.	32567.	-30.73	1589.61	18381.63	0.00	0.00	19940.51	864.73	20805.24
RESIDENTIAL CUST CHARGE	441			-98.64	1231.55	3960.00	0.00	0.00	5092.91	228.63	5321.54
RESIDENTIAL STATE TAX	16			0.00	-113.62	0.00	0.00	0.00	-113.62	0.00	-113.62
RESIDENTIAL COUNTY TAX	12			0.00	-32.24	0.00	0.00	0.00	-32.24	0.00	-32.24
RESIDENTIAL CITY TAX	12			0.00	-32.24	0.00	0.00	0.00	-32.24	0.00	-32.24
RESIDENTIAL GRS RCPTS TX	428			-2.65	140.58	1418.68	0.00	0.00	1556.61	67.86	1624.47
RESIDENTIAL FRANCHISE TX	386			-2.23	103.23	1007.65	0.00	0.00	1108.65	48.62	1157.27
COMMERCIAL GAS	93	20161.	20161.	-1358.52	3465.05	17185.32	0.00	0.00	19291.85	976.38	20268.23
COMMERCIAL PGA	94	20161.	20161.	-728.60	11442.23	13500.78	0.00	0.00	24214.41	860.68	25075.09
COMMERCIAL CUST CHARGE	98			-13.92	118.39	882.00	0.00	0.00	986.47	48.21	1034.68
COMMERCIAL STATE TAX	59			-99.91	1720.10	1165.33	0.00	0.00	2785.52	83.67	2869.19
COMMERCIAL COUNTY TAX	1			0.00	0.00	0.00	0.00	0.00	0.00	0.00	0.00
COMMERCIAL CITY TAX	3			0.00	0.00	21.40	0.00	0.00	21.40	1.07	22.47
COMMERCIAL GRS RCPTS TX	64			-42.82	737.18	648.71	0.00	0.00	1343.07	43.30	1386.37
COMMERCIAL FRANCHISE TX	61			-28.55	494.30	467.37	0.00	0.00	933.12	30.77	963.89
PBLC, INDSTRL, & INSTTTNL GAS	15	24562.	24562.	0.00	8778.47	18831.89	0.00	0.00	27610.36	1380.50	28990.86
PBLC, INDSTRL, & INSTTTNL PGA	15	24562.	24562.	0.00	6157.92	17897.02	0.00	0.00	24054.94	1202.72	25257.66
PBLC, INDSTRL, & INSTTTNL CUST CHARGE	16			0.00	57.40	224.00	0.00	0.00	281.40	14.08	295.48
PBLC, INDSTRL, & INSTTTNL STATE TAX	4			0.00	0.00	601.43	0.00	0.00	601.43	30.08	631.51
PBLC, INDSTRL, & INSTTTNL GRS RCPTS TX	4			0.00	0.00	475.77	0.00	0.00	475.77	23.80	499.57
PBLC, INDSTRL, & INSTTTNL FRANCHISE TX	4			0.00	0.00	317.18	0.00	0.00	317.18	15.86	333.04
Grand Total	2690	154580	154580	-2863.82	3801.99	126153.53	0.00	0.00	127091.70	7254.44	134346.14

Billing Edit List--Revenue Class Totals

Navitas TN NG, LLC

From: 02/07/2019 Through: 02/07/2019

REGULAR AND FINAL BILLS

Sorted by: Name

Revenue Class	Number of Bills	Actual Usage	Billed Usage	Met. Dep App/Ref	Prev. Balance	Current Charge	Taxes	Current Discount	Net Amt.	Pending Late Fees	Gross Amount
RESIDENTIAL GAS	436	36835.	36835.	-2958.52	-28186.19	32582.24	0.00	0.00	1437.53	1450.22	2887.75
RESIDENTIAL PGA	433	36835.	36835.	-749.55	1910.62	19766.52	0.00	0.00	20927.59	908.09	21835.68
RESIDENTIAL CUST CHARGE	445			-332.52	1168.62	4005.00	0.00	0.00	4841.10	220.91	5062.01
RESIDENTIAL STATE TAX	17			0.00	-113.62	0.00	0.00	0.00	-113.62	0.00	-113.62
RESIDENTIAL COUNTY TAX	13			0.00	-32.24	0.00	0.00	0.00	-32.24	0.00	-32.24
RESIDENTIAL CITY TAX	13			0.00	-32.24	0.00	0.00	0.00	-32.24	0.00	-32.24
RESIDENTIAL GRS RCPTS TX	431			-34.04	180.09	1563.68	0.00	0.00	1709.73	74.92	1784.65
RESIDENTIAL FRANCHISE TX	390			-25.37	149.31	1137.80	0.00	0.00	1261.74	56.12	1317.86
COMMERCIAL GAS	92	26870.	26870.	-1266.81	3511.41	22518.96	0.00	0.00	24763.56	1270.47	26034.03
COMMERCIAL PGA	92	26870.	26870.	-328.33	10959.87	16287.13	0.00	0.00	26918.67	993.55	27912.22
COMMERCIAL CUST CHARGE	97			-23.23	127.63	873.00	0.00	0.00	977.40	47.93	1025.33
COMMERCIAL STATE TAX	57			-45.71	1291.68	1257.06	0.00	0.00	2503.03	69.35	2572.38
COMMERCIAL CITY TAX	2			0.00	0.00	20.09	0.00	0.00	20.09	1.01	21.10
COMMERCIAL GRS RCPTS TX	62			-19.60	676.83	865.45	0.00	0.00	1522.68	52.21	1574.89
COMMERCIAL FRANCHISE TX	59			-16.32	455.49	624.57	0.00	0.00	1063.74	37.26	1101.00
PBLC, INDSTRL, & INSTTTNL GAS	15	24001.	24001.	0.00	0.00	18408.32	0.00	0.00	18408.32	920.42	19328.74
PBLC, INDSTRL, & INSTTTNL PGA	15	24001.	24001.	0.00	0.00	14697.05	0.00	0.00	14697.05	734.86	15431.91
PBLC, INDSTRL, & INSTTTNL CUST CHARGE	16			0.00	0.00	224.00	0.00	0.00	224.00	11.20	235.20
PBLC, INDSTRL, & INSTTTNL STATE TAX	4			0.00	0.00	453.65	0.00	0.00	453.65	22.68	476.33
PBLC, INDSTRL, & INSTTTNL GRS RCPTS TX	4			0.00	0.00	396.19	0.00	0.00	396.19	19.81	416.00
PBLC, INDSTRL, & INSTTTNL FRANCHISE TX	4			0.00	0.00	264.12	0.00	0.00	264.12	13.20	277.32
Grand Total	2697	175412	175412	-5800.00	-7932.74	135944.83	0.00	0.00	122212.09	6904.21	129116.30

Billing Edit List--Revenue Class Totals

Navitas TN NG, LLC

From: 04/05/2019 Through: 04/07/2019

REGULAR AND FINAL BILLS

Sorted by: Name

Revenue Class	Number of Bills	Actual Usage	Billed Usage	Met. Dep App/Ref	Prev. Balance	Current Charge	Taxes	Current Discount	Net Amt.	Pending Late Fees	Gross Amount
RESIDENTIAL GAS	430	27166.	27166.	0.00	-19233.29	24885.73	0.00	0.00	5652.44	1286.31	6938.75
RESIDENTIAL PGA	427	27166.	27166.	0.00	2580.47	14675.72	0.00	0.00	17256.19	780.01	18036.20
RESIDENTIAL CUST CHARGE	441			0.00	815.09	3969.00	0.00	0.00	4784.09	219.15	5003.24
RESIDENTIAL STATE TAX	17			0.00	-113.62	0.00	0.00	0.00	-113.62	0.00	-113.62
RESIDENTIAL COUNTY TAX	13			0.00	-32.24	0.00	0.00	0.00	-32.24	0.00	-32.24
RESIDENTIAL CITY TAX	13			0.00	-32.24	0.00	0.00	0.00	-32.24	0.00	-32.24
RESIDENTIAL GRS RCPTS TX	425			0.00	249.33	1179.04	0.00	0.00	1428.37	65.04	1493.41
RESIDENTIAL FRANCHISE TX	384			0.00	176.66	844.78	0.00	0.00	1021.44	47.01	1068.45
COMMERCIAL GAS	92	15105.	15105.	0.00	1596.57	13171.49	0.00	0.00	14768.06	764.12	15532.18
COMMERCIAL PGA	93	15105.	15105.	0.00	13390.10	8957.75	0.00	0.00	22347.85	766.53	23114.38
COMMERCIAL CUST CHARGE	97			0.00	103.09	873.00	0.00	0.00	976.09	47.45	1023.54
COMMERCIAL STATE TAX	58			0.00	1215.91	822.06	0.00	0.00	2037.97	45.91	2083.88
COMMERCIAL CITY TAX	2			0.00	-29.88	0.00	0.00	0.00	-29.88	0.00	-29.88
COMMERCIAL GRS RCPTS TX	63			0.00	895.05	475.39	0.00	0.00	1370.44	44.35	1414.79
COMMERCIAL FRANCHISE TX	60			0.00	602.56	343.48	0.00	0.00	946.04	31.18	977.22
PBLC, INDSTRL, & INSTTTNL GAS	15	18596.	18596.	0.00	5480.13	14327.57	0.00	0.00	19807.70	990.37	20798.07
PBLC, INDSTRL, & INSTTTNL PGA	15	18596.	18596.	0.00	3640.01	11227.30	0.00	0.00	14867.31	743.36	15610.67
PBLC, INDSTRL, & INSTTTNL CUST CHARGE	16			0.00	29.40	224.00	0.00	0.00	253.40	12.68	266.08
PBLC, INDSTRL, & INSTTTNL STATE TAX	4			0.00	0.00	369.40	0.00	0.00	369.40	18.47	387.87
PBLC, INDSTRL, & INSTTTNL GRS RCPTS TX	4			0.00	0.00	295.17	0.00	0.00	295.17	14.76	309.93
PBLC, INDSTRL, & INSTTTNL FRANCHISE TX	4			0.00	0.00	196.77	0.00	0.00	196.77	9.84	206.61
Grand Total	2673	121734	121734	0.00	11333.10	96837.65	0.00	0.00	108170.75	5886.54	114057.29

Monthly Total HDD for NEWCOMB, TN

Year	Jul	Aug	Sep	Oct	Nov	Dec	Jan	Feb	Mar	Apr	May	Jun	Season
1987-1988	M	M	M	M	M	M	M	M	M	M	M	M	M
1988-1989	M	M	M	M	M	M	M	M	M	M	M	M	M
1989-1990	M	M	M	M	M	M	M	M	M	M	M	M	M
1990-1991	M	M	M	M	M	M	M	M	M	M	M	M	M
1991-1992	M	M	M	M	M	M	M	M	M	M	M	M	M
1992-1993	M	M	M	M	M	M	M	M	M	M	M	M	M
1993-1994	M	M	M	M	M	M	M	M	M	M	M	M	M
1994-1995	M	M	M	M	M	M	M	M	M	M	M	M	M
1995-1996	M	M	M	M	M	M	M	M	M	M	M	M	M
1996-1997	M	M	M	M	M	M	M	M	M	M	M	M	M
1997-1998	M	M	M	M	M	M	M	M	M	M	M	M	M
1998-1999	M	M	M	M	M	M	M	M	M	M	M	M	M
1999-2000	M	M	M	M	M	810	884	M	483	333	48	M	M
2000-2001	0	0	72	219	614	1103	1021	645	713	M	72	M	M
2001-2002	M	0	93	369	440	683	845	733	572	259	153	3	M
2002-2003	0	0	11	206	636	869	1078	757	452	236	66	30	M
2003-2004	M	M	43	296	432	890	939	775	469	319	47	2	M
2004-2005	M	11	23	152	411	864	747	646	666	277	M	1	M
2005-2006	M	M	7	260	M	M	702	796	546	191	130	3	M
2006-2007	0	0	67	349	539	718	783	915	360	384	56	0	M
2007-2008	0	0	26	181	588	660	940	707	583	282	136	2	4105
2008-2009	2	0	9	319	670	757	975	724	538	297	58	3	4352
2009-2010	3	0	21	326	534	827	996	M	624	223	52	0	M
2010-2011	0	0	27	287	M	M	981	675	483	237	116	4	M
2011-2012	0	0	48	M	476	682	784	669	251	262	32	13	M
2012-2013	0	1	58	327	679	645	807	757	794	335	115	0	M
2013-2014	0	1	23	237	641	803	M	766	688	274	96	0	M
2014-2015	5	2	28	261	746	722	956	1028	561	236	68	0	4613
2015-2016	0	0	28	253	428	456	1047	721	436	248	134	3	3754
2016-2017	0	0	14	158	490	804	684	560	543	130	108	7	3498
2017-2018	0	0	50	258	536	852	1075	500	618	440	15	0	4344
2018-2019	0	0	2	301	680	751	850	584	633	235	48	M	M
Mean	1	1	34	264	561	772	900	720	551	274	82	4	4111
Max	5 2014	11 2004	93 2001	369 2001	746 2014	1103 2000	1078 2003	1028 2015	794 2013	440 2018	153 2002	30 2003	4613 2015
Min	0 2018	0 2018	2 2018	152 2004	411 2004	456 2015	684 2017	500 2018	251 2012	130 2017	15 2018	0 2018	3498 2017

HDD For 2018:	4,382
30 Year Average HDD:	4,111
Difference:	6.59%

Summary: The test case year of 2018 had 6.59% more heating degree days than the 30 year average. This means that there were a greater number of colder days in the test case year than in the 30 year average. The proposed rates would need to be increased by 6.59% to be considered as "weather normalized".

ITEM 21

	2012	2013	2014	2015	2016	2017	2018
Ave customers/mo	436	437	432	424	418	411	410
		0.2%	-1.1%	-1.9%	-1.4%	-1.7%	-0.2%
Jellico population	2307	2285	2259	2238	2229	2215	
		-1.0%	-1.1%	-0.9%	-0.4%	-0.6%	

Annual average customer/month change is -1%.
Time period since last rate case is 6 years.
Proposed customer and usage adjustment during attrition period is -2%
Corresponding with atticipated time between rate cases of four-years.

2016 Capitalized Construction Projects

Row Label:	Sum of Total
FCFA	84,740.00
LDiv	39,810.00
TNNG	580.00
WSTAR	1,480.00
Grand Tota	**126,610.00**

2017 Capitalized Construction Projects

Sum of Tot	Column Labels												
	Jan	Feb	Mar	Apr	May	Jun	Jul	Aug	Sep	Oct	Nov	Dec	Grand Total
Row Labels													
FCFA	1,420.00	4,340.00	8,140.00	1,700.00	13,170.00	7,530.00		3,590.00		26,260.00			66,150.00
LDiv	580.00					1,890.00	4,570.00		830.00	13,310.00	2,540.00	580.00	24,300.00
NOK3								14,370.00					14,370.00
Grand Tota	**2,000.00**	**4,340.00**	**8,140.00**	**1,700.00**	**13,170.00**	**9,420.00**	**4,570.00**	**17,960.00**	**830.00**	**39,570.00**	**2,540.00**	**580.00**	**104,820.00**

2018 Capitalized Construction Projects

Capitalizab Yes

Sum of Tot	Column Labels											
	Jan	Feb	Mar	Apr	May	Jun	Aug	Sep	Oct	Nov	Dec	Grand Total
Row Labels												
FCFA		7,180.00	11,060.00	26,440.00	10,960.00			24,440.00	3,780.00	28,260.00	17,760.00	129,880.00
LeAnn	1,410.00		5,610.00		2,370.00	15,300.00	23,160.00	4,500.00	1,310.00		1,310.00	54,970.00
TNNG											580.00	580.00
Grand Tota	**1,410.00**	**7,180.00**	**16,670.00**	**26,440.00**	**13,330.00**	**15,300.00**	**23,160.00**	**28,940.00**	**5,090.00**	**28,260.00**	**19,650.00**	**185,430.00**

Navitas TN NG, LLC

Transaction List

Sorted by Location No
From 01/01/2018 through 12/31/2018

Account No	Location No	Customer Name	Trans. Date	Trans. Type	Reason	Batch	Amount
Grand Totals							
				Penalty			
					GAS		8161.34
					PGA		4059.13
					CUST CHARGE		676.14
					STATE TAX		173.88
					CITY TAX		1.29
					GRS RCPTS TX		366.87
					FRANCHISE TX		290.80
							13729.45

Types of Revenue
Tariff
Commodity
Terms & Conditions
Other Revenues - Navitas has no Other Revenues in TN

	2012	2013	2014	2015	2016	2017	2018	
T & C	6,499	6,696	19,736	21,327	(2,141)	7,428	15,343	10,698

Note - in 2016 Navitas reversed $14,895 in penalties as part of a reconnect w/a customer

For the attrition period Navitas is proposing $ 16,536 in revenue
This corresponds with the proposed changes to the T & C rates
Based on these average numbers of T & C events:

	Current	Proposed
Late fees/interest		
Events	714	714
Fee	$ -	$ 5.00
Late amount	$ 346	$ 346
Penalty	5%	5%
Revenue/event	$ 17.32	$ 22.32
F&I revenue	$ 12,366	$ 15,936
Reconnect		
Events	18	18
Fee	$ 25.00	$ 30.00
Reconnect rev	$ 450	$ 540
Returned checks		
Events	2	2
Fee	$ 25.00	$ 30.00
Reconnect rev	$ 50	$ 60

29. For all NARUC or FERC accounts 700 through 932, show the gross and net expense after deducting salaries and wages, by month, since the lesser of (a) the last three (3) fiscal years or (b) the filing date of the last rate case. Also, provide the same information projected for the attrition year.

Please note the following:

1) **Navitas has no 700 series expenses.**
2) **Navitas uses an allocation method to bill the utilities.**

Depending on the needs of the stakeholder representatives, Navitas can provide a breakdown of the information into the 800 and 900 series expenses.

30. Provide detailed schedules explaining the calculation of the growth factor used to project expenses through the attrition year. Please break down the calculation between inflation and customer growth components.

Navitas used an inflation rate of 1% per year to project expenses through the attrition year.

31. Provide a schedule of employees for the test period, identifying them as hourly or salaried, part or full time, and the account to which their compensation is charged. Identify the regular, overtime, and total hours worked during the test period. Also, show the regular and total earnings during the test period. For those employees working only a particular year, give the dates of employment. Identify pay raises, month and percentage, allocation of compensation for such employees or appropriate employee group between states and between utility and non-utility operations. Also, indicate any anticipated changes in employment levels through the attrition period.

In accordance with proper privacy protocol, the information requested above will be provided in encrypted PDF files to an email address designated by the Tennessee Public Utility Commission.

32. Provide a schedule showing by month, for the last two (2) fiscal years through the test period, identifying the amount and percentage of total payroll capitalized on a total Company, total LDC, and Tennessee only basis. Provide a detailed calculation of the percentages used to capitalize payroll for the attrition period.

Included herein is the capitalized payroll for the last two fiscal years for Fort Cobb Fuel Authority, LeAnn Division, Navitas OK3, and Tennessee.

33. Provide a description of each type of service that employees of the Parent, Multi-State Utility, or Affiliated Utility Service Company perform for the TN operations.

- **Corporate**
  - **Officers – Provide overall operations management and capital formation for the utilities.**
  - **Accountant – Provides accounts receivable, accounts payable, payroll, and financial statement reporting for the utilities.**
  - **Attorney – Provides legal counsel and oversight of regulatory compliance for the utilities.**
- **Operations**
  - **Business Manager – Provides IT management and services, purchasing, and customer service management for the utilities.**
  - **Area Managers – Provide overall management of field operations including field service, repairs, and new construction as well as field compliance.**
  - **Operations Controller – Oversight of gas measurement and metering as well as pipeline engineering issues; operations of the meter repair facility.**
- **Field Service**
  - **Gas Controller – Conducts gas purchasing and monitoring of commodity supply.**
  - **Meter Technician – Handles rebuilding and testing of meters.**
  - **Service Person – Handles field service for line locates, leak checks, meter reading, leak repairs, service installations, and new construction work.**
  - **Construction Crew – Handles installation of new or reconstruction of existing pipeline facilities.**
- **Customer Services**
  - **Billing Manager – Generates monthly billing cycles and reports.**
  - **Customer Service Person – Answers and dispatches customer issues.**

34. Provide copies of the latest labor union contracts for the LDC.

Navitas is not a party to any labor union contracts.

35. For the test period and attrition period, provide detailed work papers supporting the calculation of the life insurance expense, long-term disability, hospitalization and medical expenses, and other miscellaneous employee insurance expenses. Show the total and capitalized amounts.

Navitas carries a $1,000,000 life insurance key-man policy on Thomas Hartline originally required by the United States Department of Agriculture in favor of the Business and Industry Loan. Included herein are copies of the statements.

Included herein is a memorandum and accounting report regarding the Navitas internal cash disability program.

Included herein is a Guardian life and AD&D policy memorandum and accounting report.

Also included herein is program information and accounting report regarding the Navitas medical insurance program provided by United Healthcare.

Except for the voluntary contributions by employees to their health savings account or their Aflac plan, the standard employee contribution is zero.

All of these are treated as expenses and none are capitalized.

36. Provide a liability and property insurance schedule for the test period, identifying the policies in effect, the type of coverage, the coverage period, the annual premiums, the amount included as an expense, the account charged, the beneficiaries and the allocation used. Also, provide the same information for those policies currently in effect and any anticipated changes in policies through the attrition period. Where applicable, provide the name of the insurance company with a contact person and telephone number.

Questions regarding Navitas insurance coverage can be directed to Evelyn Richards of BXS Insurance at (713) 624-6133 or evelyn.richards@bxsi.com. The insurance coverage period for Navitas is July 1, 2018 through July 1, 2019. Insurance coverage includes:

- **Commercial General Liability**
  - **$1,000,000/occurrence and $2,000,000/aggregate**
  - **Premium - $21,604/year**
- **Excess Liability**
  - **$5,000,000 limit and $1,000,000 combined single limit**
  - **Premium - $19,500/year**
- **Commercial Property**
  - **Separate limits for each business building and personal property**
  - **Premium - $22,176/year**
- **Business Automobile**
  - **Separate limits for each state and automobile**
  - **Premium - $49,506/year**

Included herein are the declaration pages for the above coverage. Additionally, Navitas also carries workers compensation.

37. Provide the latest actuarial studies for pension expense and liabilities (FAS 87) and post-employment benefits other than pensions (FAS 106).

Navitas does not have any pension plan expense or liability nor does it have any other post-employment benefits.

38. Does the LDC have a written policy regarding non-base pay compensation or stock options? If so, please provide a copy of this policy. Were any amounts paid or accrued during the

test period? If so, please provide a schedule of employees showing the amount paid or accrued and the basis of the calculation. Provide the same information for the attrition period.

Navitas does not have a stock option plan.

Base pay is defined as position pay plus defined skills increases plus annual discretionary companywide pay increase, plus management discretion merit increases. The written policy memorandum regarding defined skills memorandum dated 7/11/16.

Non-base pay is defined as semi-annual safety incentive, new customer sign up bonus, annual discretionary companywide bonus, and/or discretionary merit bonus. The written policy memorandum regarding new customer bonus and accounting report are included herein. For non-base pay compensation, also see the Schedule of Employees for the test case year and the Schedule of Employees for the attrition year included herein under Item 31.

39. Provide a detailed analysis of advertising expense for the test period. Provide and discuss the LDC's projected advertising expenses from the end of the test period through the attrition period. For each month, identify the amount of advertising classified as follows:

a) Institutional
b) Conservational
c) Informational
d) Promotional
e) Promotional for the sale of appliances

For the test period through the attrition period, Navitas TN NG, LLC has engaged in advertising associated with hearing notifications or pipeline safety notifications either through direct mail, newspaper advertisement, or participation in the PIPES Program. In addition to statutory notification advertising, Navitas has also engaged in new or periodic program notifications through targeted newspaper ads. Included herein are the accounting reports for Navitas TN NG, LLC activities.

40. Provide the amount of expense recorded in NARUC Account 931 for the rental of equipment of other property for each month of the test period. Provide copies of the Lease Agreement if applicable.

During the test period, Navitas Utility Corporation rented the field office in Jellico, TN for $250 per month for the benefit or partial benefit of the Tennessee rate payers. There were no other rented office facilities utilized by Navitas.

A minimum number of other property rights-of-way throughout the Navitas systems have small associated annual rents. Additionally, Navitas has a number of strategically placed storage spaces throughout its systems. Other rentals, such as construction equipment, are not included in this item.

Navitas TN is allocated a portion of the rent for the operational facility and the corporate office. See enclosed and discussion under Item 58.

41. Provide a schedule identifying all directors of the LDC, its Parent, Multi-State Utility, or Affiliated Utility Service Company, dates of meetings attended, and amount of directors' fees attributable to each meeting for each month of the test period. Identify the account to which these fees are booked.

Except for Navitas-Winstar, LLC, all the board of directors of the Navitas companies consist of the officers Richard Varner and Thomas Hartline. Navitas-Winstar, LLC, a minority partner in a specific project, has one board representative for that entity. None of the officers or directors is compensated as such for their duties in that capacity. Each officer is covered by a $50,000 life insurance policy. Both Varner and Hartline are employees of Navitas Utility Corporation. Included herein are the minutes of the Annual Meeting during the test period.

42. Provide a copy of the LDC's Cost Allocation Study and support for any proposed changes in rate design.

As with certain other studies, Navitas did not undertake a cost allocation study in support of this rate case due to the expense in relation to customer count.

43. Provide the amount of direct and allocated charges to the LDC from its Parent, Multi-State Utility, or Affiliated Utility Service Company, by account, for each month of the test period and the projected amount for each month of the attrition period.

Included herein are schedules of direct and allocated charges for the test period and projected amount for the attrition period. Navitas Utility Corporation bills each of the systems monthly for operating each of the systems. Please see Item 57 for a detailed explanation and calculation of the method used to allocate charges.

44. Provide the amount of each lobbying expense, charitable contribution, social club membership and athletic event paid by its Parent, Multi-State Utility, or Affiliated Utility Service Company and allocated to the LDC for each month of the test period and included in costs to be recovered in regulated rates. Identify the accounts charged for each amount.

The Navitas companies incur no lobbying expense, nor pay for athletic events. Navitas Utility Corporation budgets $100 per month for informational advertising through local school programs. Generally, these funds are paid from our recycling of scrapped meters.

45. Provide a detailed itemization of the rate case costs by law firm and rate case consultants.

Navitas Utility Corporation has not retained any rate case consultants for this matter. Included herein are the billings to date from the law firm of Farris Bobango PLC. Depending on the complexity of this case, final attorney fees and consultant costs could approach $50,000 similar to the previous rate case.

46. Identify any changes since the last TN rate case in the Long-Term Incentive Plan ("LTIP") criteria for compensation. Further, identify the amount and account charged for the LTIP in the test period and the attrition year.

The Navitas companies do not have a LTIP during the test or attrition period.

Inflation

	2012	2013	2014	2015	2016	2017	2018
CPI	2.10%	1.50%	1.60%	0.10%	1.30%	2.10%	2.40%

Consumer Price Index published by the Bureau of Labor Statistics.

Customer growth (#22) applied to revenue	-2%
Inflation (#30) applied to expenses	2%
Total requested adjustment over static	4%

2018

Item 32

Capitalizable? Yes

Sum of Total	Column Labels											
	Jan	Feb	Mar	Apr	May	Jun	Aug	Sep	Oct	Nov	Dec	Grand Total
Row Labels												
FCFA		7,180.00	11,060.00	26,440.00	10,960.00			24,440.00	3,780.00	28,260.00	17,760.00	129,880.00
LeAnn	1,410.00		5,610.00		2,370.00	15,300.00	23,160.00	4,500.00	1,310.00		1,310.00	54,970.00
TNNG											580.00	580.00
Grand Total	**1,410.00**	**7,180.00**	**16,670.00**	**26,440.00**	**13,330.00**	**15,300.00**	**23,160.00**	**28,940.00**	**5,090.00**	**28,260.00**	**19,650.00**	**185,430.00**

580 / 146,841 = 0,0039%

ITEM 32

Navitas TN NG, LLC
Transaction Detail By Account
January 2017 through December 2018

Type	Date	Num	Name	Memo	Clr	Split	Debit	Credit	Balance
Direct Costs									
874 · Mains & Services									
Bill	01/31/2017	1701T...	Navitas Utility Corpo...			2233 · Other	5,355.00		5,355.00
Bill	02/28/2017	1702T...	Navitas Utility Corpo...			2233 · Other	5,733.00		11,088.00
Bill	03/31/2017	1703T...	Navitas Utility Corpo...			2233 · Other	7,631.00		18,719.00
Bill	04/30/2017	1704T...	Navitas Utility Corpo...			2233 · Other	4,918.00		23,637.00
Bill	05/31/2017	1705T...	Navitas Utility Corpo...			2233 · Other	4,857.00		28,494.00
Bill	06/30/2017	1706T...	Navitas Utility Corpo...			2233 · Other	5,450.00		33,944.00
Bill	07/31/2017	1707T...	Navitas Utility Corpo...			2233 · Other	7,880.00		41,824.00
Bill	08/31/2017	1708T...	Navitas Utility Corpo...			2233 · Other	5,148.00		46,972.00
Bill	09/30/2017	1709T...	Navitas Utility Corpo...			2233 · Other	7,948.00		54,920.00
Bill	10/31/2017	1710T...	Navitas Utility Corpo...			2233 · Other	5,140.00		60,060.00
Bill	11/30/2017	1711T...	Navitas Utility Corpo...			2233 · Other	5,027.00		65,087.00
Bill	12/31/2017	1712T...	Navitas Utility Corpo...			2233 · Other	7,035.00		72,122.00
Bill	01/31/2018	1801T...	Navitas Utility Corpo...			2233 · Other	5,966.00		78,088.00
Bill	02/28/2018	1802T...	Navitas Utility Corpo...			2233 · Other	4,602.00		82,690.00
Bill	03/31/2018	1803T...	Navitas Utility Corpo...			2233 · Other	6,648.00		89,338.00
Bill	04/30/2018	1804T...	Navitas Utility Corpo...			2233 · Other	5,018.00		94,356.00
Bill	05/31/2018	1805T...	Navitas Utility Corpo...			2233 · Other	7,933.00		102,289.00
Bill	06/30/2018	1806T...	Navitas Utility Corpo...			2233 · Other	5,612.00		107,901.00
Bill	07/31/2018	1807T...	Navitas Utility Corpo...			2233 · Other	9,203.00		117,104.00
Bill	08/31/2018	1808T...	Navitas Utility Corpo...			2233 · Other	7,642.00		124,746.00
Bill	09/30/2018	1809T...	Navitas Utility Corpo...			2233 · Other	5,021.00		129,767.00
Bill	10/31/2018	1810T...	Navitas Utility Corpo...			2233 · Other	6,161.00		135,928.00
Bill	11/30/2018	1811T...	Navitas Utility Corpo...			2233 · Other	4,960.00		140,888.00
Bill	12/31/2018	1812T...	Navitas Utility Corpo...			2233 · Other	5,953.00		146,841.00
Total 874 · Mains & Services							146,841.00	0.00	146,841.00
Total Direct Costs							146,841.00	0.00	146,841.00
TOTAL							**146,841.00**	**0.00**	**146,841.00**

$\frac{580}{146841} = 0,0039\ \%$

1604 service

11:33 AM
06/11/19
Accrual Basis

Navitas TN NG, LLC
General Journal Transaction
April 1, 2016

Num	Name	Memo	Account	Class	Debit	Credit
1604S...		Service Jame...	1722 · Services - Bu...		580.00	
		Capitalize Apr...	887 · Maintenance o...			580.00
					580.00	580.00
TOTAL					**580.00**	**580.00**

2017

Item 32

Sum of Total	Column Labels												
Row Labels	Jan	Feb	Mar	Apr	May	Jun	Jul	Aug	Sep	Oct	Nov	Dec	Grand Total
FCFA	1,420.00	4,340.00	8,140.00	1,700.00	13,170.00	7,530.00		3,590.00		26,260.00			66,150.00
LDiv	580.00					1,890.00	4,570.00		830.00	13,310.00	2,540.00	580.00	24,300.00
NOK3								14,370.00					14,370.00
Grand Total	**2,000.00**	**4,340.00**	**8,140.00**	**1,700.00**	**13,170.00**	**9,420.00**	**4,570.00**	**17,960.00**	**830.00**	**39,570.00**	**2,540.00**	**580.00**	**104,820.00**

GUARDIAN®

Billing Statement

For Period 07/01/18 to 07/31/18
Statement Date: 06/14/18

Payment Summary

Payment Received 06/12/18	-284.88

No Outstanding Balance As Of 6/14/18	0.00
Current Premium	291.52
Total Payment Due 7/01/18	**$291.52**

Approval:

Planholder use only

Summary of Activity this Period

Coverage	Previous No. Ins.	Adds.	Terms.	Current No. Ins.	Current Premiums	Premium Adjustments
Basic Term Life	28	0	0	28	$243.78	$0.00
Dep Life	22	0	0	22	$47.74	$0.00
TOTAL					$291.52	$0.00

Summary of Current Premiums by Rate Class

Coverage	Emp	Fam	Total
Basic Term Life	$243.78	$0.00	$243.78
Dep Life	$0.00	$47.74	$47.74
TOTAL	$243.78	$47.74	**$291.52**

Planholder Reference

NAVITAS UTILITY CORPORATION
Group ID:
Division ID: 0000
RHO: BE
RGO: 014
A/R: BE1

Questions?

Log on to
www.GuardianAnytime.com

Check or make changes to members' eligibility, view and pay bills and more.

Log on or register in two minutes at www.GuardianAnytime.com

ue D e 0 01 18
P y e Due $2 1 2

- Please do not write on payment coupon. If you have changes, please submit them via Guardian Anytime or submit on Change Report.
- For fast and easy payment, submit via www.guardiananytime.com, or detach and send Payment Coupon and your check made payable to Guardian in the enclosed envelope to: GUARDIAN, P O BOX 824404, PHILADELPHIA, PA 19182-4404.

Group ID
Division
A/R: BE1

ase detach and urn with payme

Payment Coupon

GUARD AN

GUARDIAN®

Advanced Notice of Change

Volume Change

Employee	Eff. Date	Coverage	Ins.	Old Volume	New Volume	Old Premium	New Premium
	08/19/18	Basic Term Life		25,000	16,250	8.00	5.20
		Basic Term Life		25,000	16,250	0.93	0.60
						$8.93	$5.80

Notices For NAVITAS UTILITY CORPORATION

- To ensure continued coverage and claims service, payments must be received in our office by the end of your grace period.
- The volumes and premiums listed in the Advanced Notice of Change section are based on the information we have as of the date this billing statement was produced. This information is subject to change in accordance with your contract.
- For the quickest and easiest way to pay your bill or manage member changes, go to **www.GuardianAnytime.com**. Simplified, secure benefits administration is available 24/7. If you aren't already registered, go to **www.GuardianAnytime.com**.

GUARDIAN®

Visit our secure website at www.guardiananytime.com
- View bill online without the wait for mail
- Submit changes and make payments

Please make sure the Guardian address is visible through the return envelope window.

GUARDIAN
P O BOX 824404
PHILADELPHIA, PA 19182-4404

GUARDIAN®

Current Premiums

Employee	Basic Term Life	Dep Life		Total Premium
	Premium	Premium	Ins.	
	8.93	2.17	Sp/Ch	$11.10
	8.93	2.17	Sp/Ch	$11.10
	8.93			$8.93
	8.93	2.17	Sp	$11.10
	8.93	2.17	Sp	$11.10
	8.93	2.17	Sp	$11.10
	8.93	2.17	Sp/Ch	$11.10
	8.93	2.17	Sp/Ch	$11.10
	8.93	2.17	Sp/Ch	$11.10
	8.93			$8.93
	8.93	2.17	Sp/Ch	$11.10
	8.93			$8.93
	8.93	2.17	Sp/Ch	$11.10
	5.80	2.17	Sp	$7.97
	8.93	2.17	Sp	$11.10
	8.93	2.17	Sp/Ch	$11.10
	8.93	2.17	Sp	$11.10
	8.93	2.17	Sp/Ch	$11.10
	8.93	2.17	Sp/Ch	$11.10
	8.93			$8.93

continued

Employee	Basic Term Life	Dep Life		Total Premium
	Premium	Premium	Ins.	
	8.93			$8.93
	5.80	2.17	Sp	$7.97
	8.93	2.17	Sp/Ch	$11.10
	8.93	2.17	Sp/Ch	$11.10
	8.93			$8.93
	8.93	2.17	Sp/Ch	$11.10
	8.93	2.17	Ch	$11.10
	8.93	2.17	Sp	$11.10
TOTAL	*$243.78*	*$47.74*		*$291.52*
Total Current Premiums	**$243.78**	**$47.74**		**$291.52**

GUARDIAN®

NAVITAS UTILITY CORPORATION

Group ID:
Division ID: 0000
A/R: BE1

Change Report

- Fax completed Change Report to **610-807-2994** or mail with your Payment Coupon in the enclosed envelope. For assistance with changes, please contact us at 888-278-4542.
- Guardian requires 3-6 business days to process changes from the date of receipt. Please pay the Total Payment Due as shown on your Billing Statement. Premium adjustments for the changes you submit will be on the next Billing Statement after processing is complete.
- Use a photocopy of this form if you need additional space.
- Address Change _____

New Employees/Dependents or Added/Refused Coverages

Submit a completed Enrollment Form for each new employee, new dependent or existing employee adding a coverage. Complete the Refuse/Drop coverages section for employees or dependents who are waiving a coverage. Fax enrollment form to 610-807-2994 or mail with your Payment Coupon in the enclosed envelope.

Employee Changes

Employee Name	ID	Effective Date	Reason Code	Notes
		/ /		
		/ /		
		/ /		
		/ /		
		/ /		
		/ /		
		/ /		
		/ /		
		/ /		
		/ /		
		/ /		
		/ /		
		/ /		

Reason Codes for Employee Changes

1. Terminate coverage due to terminated employment (indicate last day worked)
2. Terminate coverage due to death
3. Terminate coverage due to end of COBRA or State Continuation
4. Begin COBRA or State Continuation (include completed COBRA/State Continuation form)
5. Drop contributory coverage (include Enrollment Form with completed Refuse/Drop coverages section)
6. Reinstate employee due to rehire (include completed Enrollment Form if rehired more than 31 days after termination date)
7. Change insurance amount due to salary change (note previous and new salaries)
8. Change job title, classification, department, or division (note new information)
9. Change employee name (note new name)
10. Change employee address (note new address)

GUARDIAN®

Dependent Changes

Employee Name	ID	Effective Date	Dependent Name	Reason Code	Notes
		/ /			
		/ /			
		/ /			
		/ /			
		/ /			
		/ /			
		/ /			
		/ /			
		/ /			
		/ /			
		/ /			
		/ /			
		/ /			

Reason Codes For Dependent Changes

101. Terminate spouse's coverage due to divorce

102. Terminate child's coverage due to reaching age limit for eligibility

103. Terminate dependent's coverage due to end of COBRA or State Continuation

104. Begin COBRA or State Continuation (include completed COBRA/State Continuation form

105. Drop contributory coverage (include Enrollment Form with completed Refuse/Drop coverages section)

Guardian

Billing Statement

For Period 07/01/19 to 07/31/19
Statement Date: 06/12/19

Payment Summary

Payment Received 05/21/19	-286.22
No Outstanding Balance As Of 6/12/19	0.00
Current Premium	284.05
Total Payment Due 7/01/19	**$284.05**

Approval:
"Planholder use only"

Summary of Activity this Period

Coverage	Previous No. Ins.	Adds.	Terms.	Current No. Ins.	Current Premiums	Premium Adjustments
Basic Term Life	28	0	0	28	$240.65	$0.00
Dep Life	21	0	1	20	$43.40	$0.00
TOTAL					$284.05	$0.00

Summary of Current Premiums by Rate Class

Coverage	Emp	Fam	Total
Basic Term Life	$240.65	$0.00	$240.65
Dep Life	$0.00	$43.40	$43.40
TOTAL	$240.65	$43.40	**$284.05**

Planholder Reference

NAVITAS UTILITY CORPORATION
Group ID:
Division ID: 0000
RHO: BE
RGO: 014
A/R: BE1

Questions?

Log on to
www.GuardianAnytime.com

Check or make changes to members' eligibility, view and pay bills and more.

Log on or register in two minutes at www.GuardianAnytime.com

e Date: 0 0 /19

P ment Due $ 84

- Please do not write on payment coupon. If you have changes, please submit them via Guardian Anytime or submit on Change Report.
- For fast and easy payment, submit via www.guardiananytime.com, or detach and send Payment Coupon and your check made payable to Guardian in the enclosed envelope to: GUARDIAN, P O BOX 824404, PHILADELPHIA, PA 19182-4404.

Group ID
Division 00
A/R: BE1

◄ e detach and retur wi pay nt

Pa ent Cou on

Guardian

Guardian

Advanced Notice of Change

End of Child's Eligibility

Employee	Eff. Date	Coverage	Ins.	Old Volume	New Volume	Old Premium	New Premium
	08/01/19	Dep Life	Sp/Ch			2.17	2.17
						$2.17	$2.17

Notices For NAVITAS UTILITY CORPORATION

- To ensure continued coverage and claims service, payments must be received in our office by the end of your grace period.
- The volumes and premiums listed in the Advanced Notice of Change section are based on the information we have as of the date this billing statement was produced. This information is subject to change in accordance with your contract.
- Please refer to your certificate booklet and/or employer rider for information on conversion rights and child age eligibility limits.
- For the quickest and easiest way to pay your bill or manage member changes, go to **www.GuardianAnytime.com.** Simplified, secure benefits administration is available 24/7. If you aren't already registered, go to **www.GuardianAnytime.com**.

Guardian

Visit our secure website at www.guardiananytime.com
- View bill online without the wait for mail
- Submit changes and make payments

Please make sure the Guardian address is visible through the return envelope window.

GUARDIAN
P O BOX 824404
PHILADELPHIA, PA 19182-4404

Guardian

Current Premiums

Employee	Basic Term Life	Dep Life		Total Premium
	Premium	Premium	Ins.	
	8.93	2.17	Sp	$11.10
	8.93	2.17	Sp/Ch	$11.10
	8.93	2.17	Sp/Ch	$11.10
	8.93			$8.93
	8.93	2.17	Sp	$11.10
	8.93	2.17	Sp	$11.10
	8.93	2.17	Sp	$11.10
	8.93	2.17	Sp/Ch	$11.10
	8.93	2.17	Sp/Ch	$11.10
	8.93			$8.93
	8.93	2.17	Sp/Ch	$11.10
	8.93			$8.93
	8.93	2.17	Sp/Ch	$11.10
	5.80	2.17	Sp	$7.97
	5.80	2.17	Sp	$7.97
	8.93			$8.93
	8.93	2.17	Sp/Ch	$11.10
	8.93	2.17	Sp	$11.10
	8.93	2.17	Sp	$11.10
	8.93	2.17	Sp/Ch	$11.10

continued

Employee	Basic Term Life	Dep Life		Total Premium
	Premium	Premium	Ins.	
	8.93			$8.93
	8.93			$8.93
	8.93	2.17	Sp/Ch	$11.10
	8.93	2.17	Sp/Ch	$11.10
	5.80			$5.80
	8.93			$8.93
	8.93	2.17	Ch	$11.10
	8.93	2.17	Sp	$11.10
TOTAL	*$240.65*	*$43.40*		*$284.05*
Total Current Premiums	**$240.65**	**$43.40**		**$284.05**

Guardian

NOELLE WARD
NAVITAS UTILITY CORPORATION

Group ID:
Division ID: 0000
A/R: BE1

Change Report

- Fax completed Change Report to **610-807-2994** or mail with your Payment Coupon in the enclosed envelope. For assistance with changes, please contact us at 888-278-4542.
- Guardian requires 3-6 business days to process changes from the date of receipt. Please pay the Total Payment Due as shown on your Billing Statement. Premium adjustments for the changes you submit will be on the next Billing Statement after processing is complete.
- Use a photocopy of this form if you need additional space.
- Address Change _____

New Employees/Dependents or Added/Refused Coverages

Submit a completed Enrollment Form for each new employee, new dependent or existing employee adding a coverage. Complete the Refuse/Drop coverages section for employees or dependents who are waiving a coverage. Fax enrollment form to 610-807-2994 or mail with your Payment Coupon in the enclosed envelope.

Employee Changes

Employee Name	ID	Effective Date	Reason Code	Notes
		/ /		
		/ /		
		/ /		
		/ /		
		/ /		
		/ /		
		/ /		
		/ /		
		/ /		
		/ /		
		/ /		
		/ /		
		/ /		

Reason Codes for Employee Changes

1. Terminate coverage due to terminated employment (indicate last day worked)
2. Terminate coverage due to death
3. Terminate coverage due to end of COBRA or State Continuation
4. Begin COBRA or State Continuation (include completed COBRA/State Continuation form)
5. Drop contributory coverage (include Enrollment Form with completed Refuse/Drop coverages section)
6. Reinstate employee due to rehire (include completed Enrollment Form if rehired more than 31 days after termination date)
7. Change insurance amount due to salary change (note previous and new salaries)
8. Change job title, classification, department, or division (note new information)
9. Change employee name (note new name)
10. Change employee address (note new address)

Guardian

Dependent Changes

Employee Name	ID	Effective Date	Dependent Name	Reason Code	Notes
		/ /			
		/ /			
		/ /			
		/ /			
		/ /			
		/ /			
		/ /			
		/ /			
		/ /			
		/ /			
		/ /			
		/ /			
		/ /			

Reason Codes For Dependent Changes

101. Terminate spouse's coverage due to divorce

102. Terminate child's coverage due to reaching age limit for eligibility

103. Terminate dependent's coverage due to end of COBRA or State Continuation

104. Begin COBRA or State Continuation (include completed COBRA/State Continuation form

105. Drop contributory coverage (include Enrollment Form with completed Refuse/Drop coverages section)

Knights of Columbus

A Fraternal Benefit Society
One Columbus Plaza
New Haven, Connecticut 06510-3326
Phone Number: (800) 524-3611

INSURED		February 22, 2018	REGISTER DATE
ISSUE AGE AND SEX	Male		CONTRACT NUMBER
ISSUE DATE	February 22, 2018	$50,000.00	CONTRACT AMOUNT

LIFE INSURANCE CONTRACT

This is a legal contract between you and the Knights of Columbus.

Please Read This Contract Carefully.

We agree, subject to this Contract's provisions, to pay the proceeds to the beneficiary, if the Insured dies while this Contract is in force.

Signed for the Knights of Columbus at its Supreme Office at New Haven, Connecticut.

Supreme Secretary

Supreme Knight

WHOLE LIFE INSURANCE
PARTICIPATING

PREMIUM PAYABLE FOR
10 YEARS

RIGHT TO CANCEL
You may cancel this Contract within 10 days (30 days if this Contract is a replacement Contract) of receiving it by returning it to us at One Columbus Plaza, New Haven, Connecticut 06510-3326 or to the agent from whom you bought it. As soon as you deliver or mail this Contract it is void from the start, and we will refund all premium payments.

CONTRACT SPECIFICATIONS

INSURED		February 22, 2018	REGISTER DATE
ISSUE AGE AND SEX	Male		CONTRACT NUMBER
ISSUE DATE	February 22, 2018	$50,000.00	CONTRACT AMOUNT
COUNCIL	09487	ULTRA PREMIER NON-TOBACCO	CLASS

AMOUNT OF PREMIUMS FOR ALL BENEFITS UNDER THIS CONTRACT	EFT/MONTHLY	QUARTERLY	SEMI ANNUAL	ANNUAL
	$203.00	$609.00	$1,218.50	$2,436.50

THE PREMIUM RATES FOR AL LBENEFITS INCLUDED IN THE ABOVE TOTAL PREMIUM ARE SHOWN BELOW.

FORM NUMBER	DESCRIPTION OF BENEFITS	BENEFIT AMOUNT	PREMIUM	
			YEARS PAYABLE	ANNUAL
809 3-11	Whole Life Insurance Premiums Payable for 10 Years - US	$50,000.00	10	$2,436.50
TI-ADB-CA 8-13	Terminal Illness Accelerated Death Benefit - US		10	

Knights of Columbus

A Fraternal Benefit Society
One Columbus Plaza
New Haven, Connecticut 06510-3326
Phone Number: (800) 524-3611

INSURED		**March 8, 2019**	**REGISTER DATE**
ISSUE AGE AND SEX	**Male**		**CONTRACT NUMBER**
ISSUE DATE	**March 8, 2019**	**$50,000.00**	**CONTRACT AMOUNT**

LIFE INSURANCE CONTRACT

This is a legal contract between you and the Knights of Columbus.

Please Read This Contract Carefully.

We agree, subject to this Contract's provisions, to pay the proceeds to the beneficiary, if the Insured dies while this Contract is in force.

Signed for the Knights of Columbus at its Supreme Office at New Haven, Connecticut.

Supreme Secretary

Supreme Knight

WHOLE LIFE INSURANCE
PARTICIPATING

PREMIUM PAYABLE FOR
10 YEARS

RIGHT TO CANCEL
You may cancel this Contract within 10 days (30 days if this Contract is a replacement Contract) of receiving it by returning it to us at One Columbus Plaza, New Haven, Connecticut 06510-3326 or to the agent from whom you bought it. As soon as you deliver or mail this Contract it is void from the start and we will refund all premium payments.

CONTRACT SPECIFICATIONS

INSURED		**March 8, 2019**	**REGISTER DATE**
ISSUE AGE AND SEX	**Male**		**CONTRACT NUMBER**
ISSUE DATE	**March 8, 2019**	**$50,000.00**	**CONTRACT AMOUNT**
COUNCIL	**09487**	**ULTRA PREMIER NON-TOBACCO**	**CLASS**

AMOUNT OF PREMIUMS FOR ALL BENEFITS UNDER THIS CONTRACT	EFT/MONTHLY	QUARTERLY	SEMI ANNUAL	ANNUAL
	$208.50	$625.50	$1,250.50	$2,501.00

THE PREMIUM RATES FOR ALL BENEFITS INCLUDED IN THE ABOVE TOTAL PREMIUM ARE SHOWN BELOW.

FORM NUMBER	DESCRIPTION OF BENEFITS	BENEFIT AMOUNT	PREMIUM	
			YEARS PAYABLE	ANNUAL
809 3-11	Whole Life Insurance Premiums Payable for 10 Years - US	$50,000.00	10	$2,501.00
TI-ADB-CA 8-13	Terminal Illness Accelerated Death Benefit - US		10	

KNIGHTS OF COLUMBUS
PO BOX 1492
NEW HAVEN CT 06510-1492

PREPARED ON: June 20, 2018

POLICY OWNER

NAVITAS TN NG, LLC
3186 AIRWAY AVE STE D
COSTA MESA CA 92626-4650

Servicing General Agent Information

General Agent: BEN BACA
Agent Telephone: (562) 693-7800
Agent Number: 010766
Email Address: BEN.BACA@KOFC.ORG

Council:

POLICY ANNIVERSARY STATEMENT AS OF JUNE 20, 2018

Policy ID:
Insured Name:
Issue Date: June 20, 2017
Current Premium: $198.00

Frequency of Payment: Monthly
Method of Payment: Pre-Authorized Payment
Policy Status: PREMIUM PAYING
Annual Premium: $2,374.50

PRIMARY BENEFIT: 809 - Whole Life Insurance Premiums Payable for 10 Years - US

BENEFICIARY INFORMATION

Name	Designation	Name	Designation
NAVITAS TN NG, LLC	Primary		Contingent

INSURANCE ON PRIMARY INSURED

Coverage Description	Death Benefit
Whole Life Insurance Premiums Payable for 10 Years - US	$50,000.00
Paid-up Additions	$86.25
Terminal Illness Accelerated Death Benefit - US	
TOTAL DEATH BENEFITS	$50,086.25

POLICY VALUES

Whole Life	$.00	
Paid Up Additions +	$28.50	
TOTAL POLICY VALUE		$28.50

CURRENT ANNIVERSARY DIVIDEND

Coverage	Dividend Option	Dividend Applied	PUA Face Amount
Whole Life Insurance Premiums Payable for 10 Years - US	Paid-up Additions	$28.50	$86.25
TOTAL:		$28.50	$86.25

IMPORTANT POLICY OWNER NOTICE: You should consider requesting more detailed information about your policy to understand how it may perform in the future. You should not consider making changes in your coverage or replacing your policy without requesting a current illustration. You may request a current illustration annually without charge by contacting your agent, calling 1-800-380-9995 or writing to the Knights of Columbus at 1 Columbus Plaza, New Haven, CT 06510-3325. If you do not receive a current illustration of your policy within 30 days of your request, you should contact your state insurance department.

KNIGHTS OF COLUMBUS
PO BOX 1492
NEW HAVEN CT 06510-1492

PREPARED ON: February 26, 2018

POLICY OWNER

NAVITAS KY NG, LLC
3186 AIRWAY AVE STE D
COSTA MESA CA 92626-4650

Servicing General Agent Information

General Agent: BEN BACA
Agent Telephone: (562) 693-7800
Agent Number: 010766
Email Address: BEN.BACA@KOFC.ORG

Council:

POLICY ANNIVERSARY STATEMENT AS OF FEBRUARY 26, 2018

Policy ID:
Insured Name:
Issue Date: February 26, 2016
Current Premium: $198.00

Frequency of Payment: Monthly
Method of Payment: Pre-Authorized Payment
Policy Status: PREMIUM PAYING
Annual Premium: $2,378.50

PRIMARY BENEFIT: 809 - Whole Life Insurance Premiums Payable for 10 Years - US

BENEFICIARY INFORMATION

Name	Designation	Name	Designation
NAVITAS KY NG, LLC	Primary		

INSURANCE ON PRIMARY INSURED

Coverage Description	Death Benefit
Whole Life Insurance Premiums Payable for 10 Years - US	$50,000.00
Paid-up Additions	$163.06
Terminal Illness Accelerated Death Benefit - US	
TOTAL DEATH BENEFITS	$50,163.06

POLICY VALUES

Whole Life	$1,479.00	
Paid Up Additions +	$53.88	
TOTAL POLICY VALUE		$1,532.88

CURRENT ANNIVERSARY DIVIDEND

Coverage	Dividend Option	Dividend Applied	PUA Face Amount
Whole Life Insurance Premiums Payable for 10 Years - US	Paid-up Additions	$29.59	$89.55
TOTAL:		$29.59	$89.55

IMPORTANT POLICY OWNER NOTICE: You should consider requesting more detailed information about your policy to understand how it may perform in the future. You should not consider making changes in your coverage or replacing your policy without requesting a current illustration. You may request a current illustration annually without charge by contacting your agent, calling 1-800-380-9995 or writing to the Knights of Columbus at 1 Columbus Plaza, New Haven, CT 06510-3325. If you do not receive a current illustration of your policy within 30 days of your request, you should contact your state insurance department.

KNIGHTS OF COLUMBUS
PO BOX 1492
NEW HAVEN CT 06510-1492

FILE

PREPARED ON: December 26, 2011

POLICY OWNER

Servicing General Agent Information

Agent Name: BEN BACA
Agent Telephone: (562) 693-7800 Council: 09487
Agent Number: 010766
Email Address: BEN.BACA@KOFC.ORG

POLICY ANNIVERSARY STATEMENT AS OF DECEMBER 26, 2011

Policy ID:
Insured Name:
Issue Date: December 26, 2009
Current Premium: $94.50

Frequency of Payment: Monthly
Method of Payment: Pre-Authorized Payment
Policy Status: PREMIUM PAYING
Annual Premium: $1,090.00

PRIMARY BENEFIT: 854 - 20 Year Renewable Term - US

BENEFICIARY INFORMATION

Name	Designation	Name	Designation
BANK 2	Primary		

INSURANCE ON PRIMARY INSURED

Coverage Description	Death Benefit
20 [illegible]ar Renewable Term	$1,000,000.00
TOTAL DEATH BENEFITS	$1,000,000.00

POLICY VALUES

NOT APPLICABLE FOR THIS POLICY

CURRENT ANNIVERSARY DIVIDEND

NOT APPLICABLE FOR THIS POLICY

IMPORTANT POLICY OWNER NOTICE: You should consider requesting more detailed information about your policy to understand how it may perform in the future. You should not consider making changes in your coverage or replacing your policy without requesting a current illustration. You may request a current illustration annually without charge by contacting your agent, calling 1-800-380-9995 or writing to the Knights of Columbus at 1 Columbus Plaza, New Haven, CT 06510-3325. If you do not receive a current illustration of your policy within 30 days of your request, you should contact your state insurance department.

MassMutual

POLICYOWNER ANNUAL STATEMENT

FILE

This statement assumes all premiums have been paid to the anniversary date.

*** MIP W360 *LIFE* *** **000880**
NAVITAS TN NG LLC
3186 AIRWAY AVE
COSTA MESA, CA 92626-4650

AGENCY # 099
ALEKSANDAR GLEBOV
PACIFIC COAST 099
(949)930-2276

For more information, call your financial services representative or call a MassMutual customer service representative at 1-800-272-2216, weekdays 8 a.m. to 8 p.m. Eastern Time or Internet Service Connection www.massmutual.com.

Policy Roles

Insured's Name	
Primary Owner Name	NAVITAS TN NG LLC

Policy Coverage Type

Type of Insurance	Whole Life Legacy 10 Pay
Policy Status	Premium Paying

Policy Information as of August 3, 2018

Policy Number	22445872
Policy Effective Date	08/03/2017
Billed Premium	$4,620.00
Frequency	Annual
Base Face Amount	$50,000.00
Dividend Option	Paid Up Additional Insurance

Activity Summary for Policy Year 2018

Basic Policy Cash Value	$1,422.50
Basic Adds Cash Value	$0.00
Ending Policy Cash Value	**$1,422.50**
Less Ending Loan Balance	$0.00
Ending Net Cash Value	**$1,422.50**

Death Benefit Information as of August 3, 2018

Estimated Death Benefit (Net of Policy Debt)	$54,620.00

Premiums Paid

Base Policy Premium*	$4,620.00

*The base policy premium will include any scheduled rider listed in the Rider section including scheduled LISR and ALIR, excluding unscheduled LISR and ALIR.

Loan Activity for Policy Year 2018

Beginning Loan Balance	$0.00
Plus New Loans Taken	$0.00
Plus Interest Charged*	$0.00
Less Loan Repayments	$0.00
Less Interest Paid	$0.00
Ending Loan Balance	$0.00

*The loan rate for the policy year covered by this statement is: 5.00%

Rider Information

Accelerated Death Benefit Rider
Transfer of Insured Rider

See reverse side for additional information

MassMutual

POLICYOWNER ANNUAL STATEMENT

This statement assumes all premiums have been paid to the anniversary date.

*** MIP W360 *LIFE* *** **002557**
NAVITAS KYNG LLC
3186 AIRWAY AVE STE D
COSTA MESA, CA 92626-4650

AGENCY # 099
ALEKSANDAR GLEBOV
PACIFIC COAST 099
(949)930-2276

For more information, call your financial services representative or call a MassMutual customer service representative at 1-800-272-2216, weekdays 8 a.m. to 8 p.m. Eastern Time or Internet Service Connection www.massmutual.com.

Policy Roles

Insured's Name	
Primary Owner Name	NAVITAS KYNG LLC

Policy Coverage Type

Type of Insurance	Whole Life Legacy 10 Pay
Policy Status	Premium Paying

Policy Information as of March 1, 2019

Policy Number	22322601
Policy Effective Date	03/01/2016
[illegible] Billed Premium	$3,763.00
[illegible]quency	Annual
Base Face Amount	$50,000.00
Dividend Option	Paid Up Additional Insurance

Activity Summary for Policy Year

	2019	2018
Basic Policy Cash Value	$6,863.00	$3,780.00
Basic Adds Cash Value	$271.08	$129.50
Ending Policy Cash Value	**$7,134.08**	**$3,909.50**
Less Ending Loan Balance	$0.00	$0.00
Ending Net Cash Value	**$7,134.08**	**$3,909.50**

Death Benefit Information as of March 1, 2019

Estimated Death Benefit (Net of Policy Debt)	$54,260.02

Premiums Paid

Base Policy Premium*	$3,763.00

*The base policy premium will include any scheduled rider listed in the Rider section including scheduled LISR and ALIR, excluding unscheduled LISR and ALIR.

Loan Activity for Policy Year 2019

Beginning Loan Balance	$0.00
Plus New Loans Taken	$0.00
Plus Interest Charged*	$0.00
Less Loan Repayments	$0.00
Less Interest Paid	$0.00
Ending Loan Balance	$0.00

*The loan rate for the policy year covered by this statement is: 6.00%

Rider Information

Accelerated Death Benefit Rider
Transfer of Insured Rider

See reverse side for additional information

MassMutual

POLICYOWNER ANNUAL STATEMENT

This statement assumes all premiums have been paid to the anniversary date.

*** MIP W360 *LIFE* *** **000790**
NAVITAS UTILITY TEXAS LLC
3186 AIRWAY AVE STE D
COSTA MESA, CA 92626-4650

AGENCY # 099
ALEKSANDAR GLEBOV
PACIFIC COAST 099
(949)930-2276

For more information, call your financial services representative or call a MassMutual customer service representative at 1-800-272-2216, weekdays 8 a.m. to 8 p.m. Eastern Time or Internet Service Connection www.massmutual.com.

Policy Roles

Insured's Name	
Primary Owner Name	NAVITAS UTILITY TEXAS LLC

Policy Coverage Type

Type of Insurance	Whole Life Legacy 10 Pay
Policy Status	Premium Paying

Policy Information as of February 22, 2019

Policy Number	22519315
Policy Effective Date	02/22/2018
T[illegible]Billed Premium	$5,229.50
F[illegible]ency	Annual
Base Face Amount	$50,000.00
Dividend Option	Paid Up Additional Insurance

Activity Summary for Policy Year 2019

Basic Policy Cash Value	$1,472.00
Basic Adds Cash Value	$0.00
Ending Policy Cash Value	**$1,472.00**
Less Ending Loan Balance	$0.00
Ending Net Cash Value	**$1,472.00**

Death Benefit Information as of February 22, 2019

Estimated Death Benefit (Net of Policy Debt)	$50,000.00

Premiums Paid

Base Policy Premium*	$5,229.50

*The base policy premium will include any scheduled rider listed in the Rider section including scheduled LISR and ALIR, excluding unscheduled LISR and ALIR.

Loan Activity for Policy Year 2019

Beginning Loan Balance	$0.00
Plus New Loans Taken	$0.00
Plus Interest Charged*	$0.00
Less Loan Repayments	$0.00
Less Interest Paid	$0.00
Ending Loan Balance	$0.00

*The loan rate for the policy year covered by this statement is: 5.00%

Rider Information

Accelerated Death Benefit Rider
Transfer of Insured Rider

See reverse side for additional information

UnitedHealthcare

UHS Premium Billing
PO BOX 94017
Palatine, IL 60094-4017

Manage your Account:
www.employereservices.com

Invoice No: 412264477303
Invoice Date: 05/15/2019
Customer No:
Bill Group No: 1
Coverage Period: 06/01/2019 - 06/30/2019
Due Date: 06/01/2019

NAVITAS UTILITY CORPORATION

3186 AIRWAY AVE STE D
COSTA MESA CA 92626-4650

Account Summary

Previous Balance	$20,964.58
Payments (-)	-$10,515.14
Account Adjustments (+/-)	$0.00
Current Charges (+)	$10,449.44
Total Balance Due	$20,898.88

Thank you for your business.

About Your Payment

We offer several payment options to help you manage your account.

Pay Online. Go to **www.employereservices.com** to make a one-time payment or schedule monthly payments directly from your bank account.

Pay By Phone. Call **1-888-842-4571**, TTY 711, 8 a.m. – 8 p.m. ET, Monday – Friday, to make a payment directly from your bank account.

Pay By Check. Use the enclosed envelope to send us your payment. Your payment must be sent to the address on the form below to ensure it is applied to your account. Checks returned for lack of funds or checks that can't be cashed for any reason are not considered payment.

Payment is due in full on or before the due date above. If full payment is not received by the end of your grace period, your coverage may be terminated as stated in your policy requirements. If a premium payment is deposited late, it does not automatically mean we will accept the premium.

Please detach and return with your payment.

Customer Name	**Customer Number**	**Payment Due Date**	**Invoice #**
NAVITAS UTILITY CORPORATION		06/01/2019	412264477303

Send payment to:

UHS Premium Billing
PO BOX 94017
Palatine, IL 60094-4017

Minimum Amount Due: $20,898.88

Amount Enclosed

$ . .

41228000000010000002089888412264477303 7

NAVITAS UTILITY CORPORATION
Customer No:

Invoice No: 412264477303
Invoice Date: 05/15/2019
Bill Group: 1
Coverage Period: 06/01/2019 - 06/30/2019
Due Date: 06/01/2019

Summary

Description	Employee Count	Total Volume (000's)	Net Amount
0762059-NAVITAS UTILITY CORPORATION			
Dental DPPO			
Employee	4		$231.80
Employee & Family	2		$370.22
Employee & Spouse	1		$115.90
Subtotal, Dental DPPO	7		$717.92
0762059-NAVITAS UTILITY CORPORATION			
UHC Core			
Employee	4		$2,524.27
Employee & Family	2		$3,071.57
Employee & Spouse	1		$771.34
Subtotal, UHC Core	7		$6,367.18
0762059-NAVITAS UTILITY CORPORATION			
Vision EE CORE			
Employee	4		$31.00
Employee & Family	2		$48.06
Employee & Spouse	1		$15.89
Subtotal, Vision EE CORE	7		$94.95
Subtotal 0762059-NAVITAS UTILITY CORPORATION			$7,180.05
03Y5148-NAVITAS UTILITY CORPORATION			
Dental DPPO			
Employee & Family	1		$185.11
Employee & Child(ren)	1		$121.27
Subtotal, Dental DPPO	2		$306.38
03Y5148-NAVITAS UTILITY CORPORATION			
UHC Core			
Employee & Family	1		$1,852.61
Employee & Child(ren)	1		$1,069.71
Subtotal, UHC Core	2		$2,922.32
03Y5148-NAVITAS UTILITY CORPORATION			
Vision EE CORE			
Employee & Family	1		$24.03
Employee & Child(ren)	1		$16.66
Subtotal, Vision EE CORE	2		$40.69
Subtotal 03Y5148-NAVITAS UTILITY CORPORATION			$3,269.39

NAVITAS UTILITY CORPORATION
Customer No:

Invoice No: 412264477303
Invoice Date: 05/15/2019
Bill Group: 1
Coverage Period: 06/01/2019 - 06/30/2019
Due Date: 06/01/2019

Summary

Adjustments		
Account Adjustments		$0.00
Current Adjustments		$0.00
Subtotal, Adjustments		$0.00
TOTAL	**27**	**$10,449.44**

NAVITAS ITY CORPORATION
Customer No:

Invoice No: 412264477303
Invoice Date: 05/15/2019
Bill Group: 1
Coverage Period: 06/01/2019 - 06/30/2019
Due Date: 06/01/2019

Details

Current Detail - 6/01-6/30/2019								Adjustment Detail			Totals
Policy No.	Name	Plan	ID	Coverage	Status	Vol (000's)	Charge Amount	Period	Code	Amount	Total
0762059		Dental DPPO	*****1657	E	A		$57.95				$914.70
0762059		UHC Core	*****1657	E	A		$849.00				
0762059		Vision EE CORE	*****1657	E	A		$7.75				
0762059		Dental DPPO	*****1165	E	A		$57.95				$556.35
0762059		UHC Core	*****1165	E	A		$490.65				
0762059		Vision EE CORE	*****1165	E	A		$7.75				
0762059		Dental DPPO	*****9677	ESC	A		$185.11				$1,349.76
0762059		UHC Core	*****9677	ESC	A		$1,140.62				
0762059		Vision EE CORE	*****9677	ESC	A		$24.03				
0762059		Dental DPPO	*****0115	ES	A		$115.90				$903.13
0762059		UHC Core	*****0115	ES	A		$771.34				
0762059		Vision EE CORE	*****0115	ES	A		$15.89				
0762059		Dental DPPO	*****4439	E	A		$57.95				$387.52
0762059		UHC Core	*****4439	E	A		$321.82				
0762059		Vision EE CORE	*****4439	E	A		$7.75				
0762059		Dental DPPO	*****7443	E	C		$57.95				$928.50
0762059		UHC Core	*****7443	E	C		$862.80				
0762059		Vision EE CORE	*****7443	E	C		$7.75				
0762059		Dental DPPO	*****4215	ESC	A		$185.11				$2,140.09
0762059		UHC Core	*****4215	ESC	A		$1,930.95				
0762059		Vision EE CORE	*****4215	ESC	A		$24.03				

Coverage Type		Status		Code	
E	Employee Only	A	Active	ADD	Retroactive Addition
ES	Employee and Spouse	C	Cobra	TRM	Retroactive Termination
ESC	Employee and Family	R	Retiree	CHG	Retroactive Change
EC	Employee and Child(ren)	T	Terminated		

NAVITAS [illegible]ITY CORPORATION
Customer No: 0762059

Invoice No: 412264477303
Invoice Date: 05/15/2019
Bill Group: 1
Coverage Period: 06/01/2019 - 06/30/2019
Due Date: 06/01/2019

Details

Current Detail - 6/01-6/30/2019								Adjustment Detail			Totals
Policy No.	Name	Plan	ID	Coverage	Status	Vol (000's)	Charge Amount	Period	Code	Amount	Total
03Y5148		Dental DPPO	*****5158	ESC	A		$185.11				$2,061.75
03Y5148		UHC Core	*****5158	ESC	A		$1,852.61				
03Y5148		Vision EE CORE	*****5158	ESC	A		$24.03				
03Y5148		Dental DPPO	*****5770	EC	A		$121.27				$1,207.64
03Y5148		UHC Core	*****5770	EC	A		$1,069.71				
03Y5148		Vision EE CORE	*****5770	EC	A		$16.66				
Total							**$10,449.44**			**$0.00**	**$10,449.44**

Invoice No: 412264477303
Invoice Date: 05/15/2019
Bill Group: 1
Coverage Period: 06/01/2019 - 06/30/2019
Due Date: 06/01/2019

About Your Bill

Employee and dependent information contained on this invoice is based on the most current information provided by you in your capacity as Plan Administrator to Unimerica Insurance Company, UnitedHealthcare Insurance Company.

Payment is due in full on or before 06/01/2019. If full payment is not received by the end of your grace period, your coverage may be terminated as stated in your policy requirements. For more information about grace periods, please see your plan documents (for example: Group Policy).

Your payment can take up to 10 days to post to your account. If we receive it after the Invoice Date, you'll see it in your next bill.

UnitedHealthcare gives you a grace period for payment delivery and processing. It starts on your Due Date and ends 30 calendar days later. If we do not receive your full payment by the last day of the grace period, your coverage will be cancelled the next day. Claims for services that are given on or after the termination date will be denied.

Eligibility Changes

Please send all employee and dependent changes right away so they can be included on your next invoice.

We are not able to process eligibility changes sent with your payment. Please visit www.employereservices.com to update eligibility information.

For employers with employees living in Texas:
Employers are responsible for premiums for employees who are no longer eligible for group coverage until the end of the month we are notified. For more information about Texas, go to www.employereservices.com.

Please visit www.employereservices.com to make eligibility changes, view and pay your bill, request paperless billing, request health plan ID cards and more.

Questions about your bill?

Call 1-888-842-4571, TTY 711, 8 a.m. – 8 p.m. ET, Monday – Friday. Please have your billing customer number and bill group number available when you call.

Note: The amounts listed on this invoice are based, in part, on the age and/or gender of each covered employee and spouse (where applicable), and are provided solely for internal billing purposes. You are solely responsible for establishing the contribution practices for your employees. Federal, State, and local laws may prohibit you from charging different contribution amounts based on an employee's gender or other protected class status.

UnitedHealthcare

UHS Premium Billing
PO BOX 94017
Palatine, IL 60094-4017

Manage your Account:
www.employereservices.com

Invoice No: 412254945277
Invoice Date: 11/15/2018
Customer No:
Bill Group No: 1
Coverage Period: 12/01/2018 - 12/31/2018
Due Date: 12/01/2018

NAVITAS UTILITY CORPORATION

3186 AIRWAY AVE STE D
COSTA MESA CA 92626-4650

Account Summary

Previous Balance	$17,533.77
Payments (-)	-$9,488.34
Account Adjustments (+/-)	$0.00
Current Charges (+)	$9,895.51
Current Adjustments (+/-)	$888.14
Total Balance Due	$18,829.08

Thank you for your business.

About Your Payment

We offer several payment options to help you manage your account.

Pay Online. Go to **www.employereservices.com** to make a one-time payment or schedule monthly payments directly from your bank account.

Pay By Phone. Call **1-888-842-4571**, TTY 711, 8 a.m. – 8 p.m. ET, Monday – Friday, to make a payment directly from your bank account.

Pay By Check. Use the enclosed envelope to send us your payment. Your payment must be sent to the address on the form below to ensure it is applied to your account. Checks returned for lack of funds or checks that can't be cashed for any reason are not considered payment.

Payment is due in full on or before the due date above. If full payment is not received by the end of your grace period, your coverage may be terminated as stated in your policy requirements. If a premium payment is deposited late, it does not automatically mean we will accept the premium.

Please detach and return with your payment.

Customer Name	Customer Number	Payment Due Date	Invoice #
NAVITAS UTILITY CORPORATION		12/01/2018	412254945277

Send payment to:

UHS Premium Billing
PO BOX 94017
Palatine, IL 60094-4017

Minimum Amount Due: $18,829.08

Amount Enclosed

$ . .

41228000000010000001882908412254945277 4

NAVITAS UTILITY CORPORATION
Customer No:

Invoice No: 412254945277
Invoice Date: 11/15/2018
Bill Group: 1
Coverage Period: 12/01/2018 - 12/31/2018
Due Date: 12/01/2018

Summary

Description	Employee Count	Total Volume (000's)	Net Amount
NAVITAS UTILITY CORPORATION			
DENTAL DPPO			
Employee	4		$231.80
Employee & Family	1		$185.11
Employee & Spouse	1		$115.90
Subtotal, DENTAL DPPO	6		$532.81
NAVITAS UTILITY CORPORATION UHC			
Core			
Employee	4		$2,430.35
Employee & Family	1		$1,111.69
Employee & Spouse	1		$756.35
Subtotal, UHC Core	6		$4,298.39
NAVITAS UTILITY CORPORATION VISION			
100% ER PAID/			
Employee	4		$31.00
Employee & Family	1		$24.03
Employee & Spouse	1		$15.89
Subtotal, VISION 100% ER PAID/	6		$70.92
Subtotal NAVITAS UTILITY CORPORATION			$4,902.12
NAVITAS UTILITY CORPORATION			
DENTAL DPPO			
Employee & Family	2		$370.22
Employee & Child(ren)	1		$121.27
Subtotal, DENTAL DPPO	3		$491.49
NAVITAS UTILITY CORPORATION Navigate			
Employee & Family	2		$3,483.88
Employee & Child(ren)	1		$953.30
Subtotal, Navigate	3		$4,437.18
NAVITAS UTILITY CORPORATION VISION			
100% ER PAID/			
Employee & Family	2		$48.06
Employee & Child(ren)	1		$16.66
Subtotal, VISION 100% ER PAID/	3		$64.72
Subtotal NAVITAS UTILITY CORPORATION			$4,993.39

NAVITAS UTILITY CORPORATION
Customer No:

Invoice No: 412254945277
Invoice Date: 11/15/2018
Bill Group: 1
Coverage Period: 12/01/2018 - 12/31/2018
Due Date: 12/01/2018

Summary

Adjustments		
Account Adjustments		$0.00
Current Adjustments		$888.14
Subtotal, Adjustments		$888.14
TOTAL	**27**	**$10,783.65**

NAVITAS UTILITY CORPORATION
Customer No:

Invoice No: 412254945277
Invoice Date: 11/15/2018
Bill Group: 1
Coverage Period: 12/01/2018 - 12/31/2018
Due Date: 12/01/2018

Details

Current Detail - 12/01-12/31/2018								Adjustment Detail			Totals
Policy No.	Name	Plan	ID	Coverage	Status	Vol (000's)	Charge Amount	Period	Code	Amount	Total
0762059	I	DENTAL DPPO	*****1657	E	A		$57.95				$875.91
0762059		UHC Core	*****1657	E	A		$810.21				
0762059		VISION 100% ER PAID/	*****1657	E	A		$7.75				
0762059		DENTAL DPPO	*****1165	E	A		$57.95				$546.81
0762059		UHC Core	*****1165	E	A		$481.11				
0762059		VISION 100% ER PAID/	*****1165	E	A		$7.75				
0762059		DENTAL DPPO	*****9677	ESC	A		$185.11				$1,320.83
0762059		UHC Core	*****9677	ESC	A		$1,111.69				
0762059		VISION 100% ER PAID/	*****9677	ESC	A		$24.03				
0762059		DENTAL DPPO	*****0115	ES	A		$115.90	11/01-11/30/2018	ADD	$115.90	$1,776.28
0762059		UHC Core	*****0115	ES	A		$756.35	11/01-11/30/2018	ADD	$756.35	
0762059		VISION 100% ER PAID/	*****0115	ES	A		$15.89	11/01-11/30/2018	ADD	$15.89	
0762059		DENTAL DPPO	*****4439	E	A		$57.95				$372.24
0762059		UHC Core	*****4439	E	A		$306.54				
0762059		VISION 100% ER PAID/	*****4439	E	A		$7.75				
0762059		DENTAL DPPO	*****7443	E	C		$57.95				$898.19
0762059		UHC Core	*****7443	E	C		$832.49				
0762059		VISION 100% ER PAID/	*****7443	E	C		$7.75				
03Y5148		DENTAL DPPO	*****5158	ESC	A		$185.11				$1,867.97
03Y5148		Navigate	*****5158	ESC	A		$1,658.83				
03Y5148		VISION 100% ER PAID/	*****5158	ESC	A		$24.03				

Coverage Type		Status		Code	
E	Employee Only	A	Active	ADD	Retroactive Addition
ES	Employee and Spouse	C	Cobra	TRM	Retroactive Termination
ESC	Employee and Family	R	Retiree	CHG	Retroactive Change
EC	Employee and Child(ren)	T	Terminated		

NAVITAS [illegible]ITY
CORPORATION Customer No:

Invoice No: 412254945277
Invoice Date: 11/15/2018

Bill Group: 1
Coverage Period: 12/01/2018 - 12/31/2018
Due Date: 12/01/2018

Details

Current Detail - 12/01-12/31/2018								Adjustment Detail			Totals
Policy No.	Name	Plan	ID	Coverage	Status	Vol (000's)	Charge Amount	Period	Code	Amount	Total
03Y5148		DENTAL DPPO	*****4215	ESC	A		$185.11				$2,034.19
03Y5148		Navigate	*****4215	ESC	A		$1,825.05				
03Y5148		VISION 100% ER PAID/	*****4215	ESC	A		$24.03				
03Y5148		DENTAL DPPO	*****5770	EC	A		$121.27				$1,091.23
03Y5148		Navigate	*****5770	EC	A		$953.30				
03Y5148		VISION 100% ER PAID/	*****5770	EC	A		$16.66				
Total							**$9,895.51**			**$888.14**	**$10,783.65**

Invoice No: 412254945277
Invoice Date: 11/15/2018
Bill Group: 1
Coverage Period: 12/01/2018 - 12/31/2018
Due Date: 12/01/2018

About Your Bill

Employee and dependent information contained on this invoice is based on the most current information provided by you in your capacity as Plan Administrator to Unimerica Insurance Company, UnitedHealthcare Insurance Company.

Payment is due in full on or before 12/01/2018. If full payment is not received by the end of your grace period, your coverage may be terminated as stated in your policy requirements. For more information about grace periods, please see your plan documents (for example: Group Policy).

Your payment can take up to 10 days to post to your account. If we receive it after the Invoice Date, you'll see it in your next bill.

UnitedHealthcare gives you a grace period for payment delivery and processing.A It starts on your Due Date and ends 30 calendar days later. If we do not receive your full payment by the last day of the grace period, your coverage will be cancelled the next day. Claims for services that are given on or after the termination date will be denied.A

Eligibility Changes

Please send all employee and dependent changes right away so they can be included on your next invoice.

We are not able to process eligibility changes sent with your payment. Please visit www.employereservices.com to update eligibility information.

For employers with employees living in Texas:
Employers are responsible for premiums for employees who are no longer eligible for group coverage until the end of the month we are notified. For more information about Texas, go to www.employereservices.com.

Please visit www.employereservices.com to make eligibility changes, view and pay your bill, request paperless billing, request health plan ID cards and more!

Questions about your bill?

Call 1-888-842-4571, TTY 711, 8 a.m. – 8 p.m. ET, Monday – Friday. Please have your billing customer number and bill group number available when you call.

Note: The amounts listed on this invoice are based, in part, on the age and/or gender of each covered employee and spouse (where applicable), and are provided solely for internal billing purposes. You are solely responsible for establishing the contribution practices for your employees. Federal, State, and local laws may prohibit you from charging different contribution amounts based on an employee's gender or other protected class status.

UnitedHealthcare

UHS Premium Billing
PO BOX 94017
Palatine, IL 60094-4017

Manage your Account:
www.employereservices.com

Invoice No: 421375135181
Invoice Date: 11/08/2018
Customer No:
Bill Group No: 1
Coverage Period: 12/01/2018 - 12/31/2018
Due Date: 12/01/2018

NAVITAS UTILITY CORPORATION

3186 AIRWAY AVE STE D
COSTA MESA CA 92626-4650

Account Summary

Previous Balance	$46,215.77
Payments (-)	-$23,104.39
Account Adjustments (+/-)	$0.00
Current Charges (+)	$23,199.20
Current Adjustments (+/-)	-$1,094.86
Total Balance Due	$45,215.72

22104.34

Thank you for your business.

About Your Payment

We offer several payment options to help you manage your account.

Pay Online. Go to **www.employereservices.com** to make a one-time payment or schedule monthly payments directly from your bank account.

Pay By Phone. Call **1-888-842-4571**, TTY 711, 8 a.m. – 8 p.m. ET, Monday – Friday, to make a payment directly from your bank account.

Pay By Check. Use the enclosed envelope to send us your payment. Your payment must be sent to the address on the form below to ensure it is applied to your account. Checks returned for lack of funds or checks that can't be cashed for any reason are not considered payment.

Payment is due in full on or before the due date above. If full payment is not received by the end of your grace period, your coverage may be terminated as stated in your policy requirements. If a premium payment is deposited late, it does not automatically mean we will accept the premium.

Please detach and return with your payment.

Customer Name	Customer Number	Payment Due Date	Invoice #
NAVITAS UTILITY CORPORATION		12/01/2018	421375135181

Send payment to:

UHS Premium Billing
PO BOX 94017
Palatine, IL 60094-4017

Minimum Amount Due: $45,215.72

Amount Enclosed

$											.		

42139000000010000004521572421375135181 8

NAVITAS UTILITY CORPORATION
Customer No:

Invoice No: 421375135181
Invoice Date: 11/08/2018
Bill Group: 1
Coverage Period: 12/01/2018 - 12/31/2018
Due Date: 12/01/2018

Summary

Description	Employee Count	Total Volume (000's)	Net Amount
NAVITAS UTILITY CORPORATION DENTAL DPPO			
Employee	6		$215.94
Employee & Family	7		$804.72
Employee & Spouse	7		$503.86
Subtotal, DENTAL DPPO	20		$1,524.52
NAVITAS UTILITY CORPORATION CHOICE+/INS			
Employee	6		$3,284.58
Employee & Family	7		$11,496.03
Employee & Spouse	6		$6,569.16
Subtotal, CHOICE+/INS	19		$21,349.77
NAVITAS UTILITY CORPORATION VISION 100% ER PAID/			
Employee	6		$46.38
Employee & Family	7		$167.65
Employee & Spouse	7		$110.88
Subtotal, VISION 100% ER PAID/	20		$324.91
Subtotal NAVITAS UTILITY CORPORATION			$23,199.20
Adjustments			
Account Adjustments			$0.00
Current Adjustments			-$1,094.86
Subtotal, Adjustments			-$1,094.86
TOTAL	**59**		**$22,104.34**

NAVITAS UTILITY
CORPORATION Customer No:

Invoice No: 421375135181
Invoice Date: 11/08/2018
Bill Group: 1
Coverage Period: 12/01/2018 - 12/31/2018
Due Date: 12/01/2018

Details

Current Detail - 12/01-12/31/2018								Adjustment Detail			Totals
Policy No.	Name	Plan	ID	Coverage	Status	Vol (000's)	Charge Amount	Period	Code	Amount	Total
		CHOICE+/INS	*****8609	E	A		$547.43				$591.15
		DENTAL DPPO	*****8609	E	A		$35.99				
		VISION 100% ER PAID/	*****8609	E	A		$7.73				
		CHOICE+/INS	*****5356	ESC	A		$1,642.29				$1,781.20
		DENTAL DPPO	*****5356	ESC	A		$114.96				
		VISION 100% ER PAID/	*****5356	ESC	A		$23.95				
		CHOICE+/INS	*****9740	ESC	A		$1,642.29				$1,781.20
06K6592		DENTAL DPPO	*****9740	ESC	A		$114.96				
06K6592		VISION 100% ER PAID/	*****9740	ESC	A		$23.95				
06K6592		CHOICE+/INS	*****8638	E	A		$547.43				$591.15
06K6592		DENTAL DPPO	*****8638	E	A		$35.99				
06K6592		VISION 100% ER PAID/	*****8638	E	A		$7.73				
		CHOICE+/INS	*****9351	E	C		$547.43				$591.15
		DENTAL DPPO	*****9351	E	C		$35.99				
		VISION 100% ER PAID/	*****9351	E	C		$7.73				
		CHOICE+/INS	*****4685	ES	A		$1,094.86				$1,182.68
		DENTAL DPPO	*****4685	ES	A		$71.98				
		VISION 100% ER PAID/	*****4685	ES	A		$15.84				
		CHOICE+/INS	*****1947	ES	A		$1,094.86				$1,182.68
		DENTAL DPPO	*****1947	ES	A		$71.98				
06K6592		VISION 100% ER PAID/	*****1947	ES	A		$15.84				

Coverage Type		Status		Code	
E	Employee Only	A	Active	ADD	Retroactive Addition
ES	Employee and Spouse	C	Cobra	TRM	Retroactive Termination
ESC	Employee and Family	R	Retiree	CHG	Retroactive Change
EC	Employee and Child(ren)	T	Terminated		

NAVITAS UTILITY CORPORATION
Customer No: [redacted]

Invoice No: 421375135181
Invoice Date: 11/08/2018
Bill Group: 1
Coverage Period: 12/01/2018 - 12/31/2018
Due Date: 12/01/2018

Details

Current Detail - 12/01-12/31/2018								Adjustment Detail			Totals
Policy No.	Name	Plan	ID	Coverage	Status	Vol (000's)	Charge Amount	Period	Code	Amount	Total
06K6592		CHOICE+/INS	*****9957	ES	A			11/01-11/30/2018	TRM	-$1,094.86	-$1,007.04
06K6592		DENTAL DPPO	*****9957	ES	A		$71.98				
06K6592		VISION 100% ER PAID/	*****9957	ES	A		$15.84				
06K6592		CHOICE+/INS	*****3775	ESC	A		$1,642.29				$1,781.20
06K6592		DENTAL DPPO	*****3775	ESC	A		$114.96				
06K6592		VISION 100% ER PAID/	*****3775	ESC	A		$23.95				
06K6592		CHOICE+/INS	*****8765	ESC	A		$1,642.29				$1,781.20
06K6592		DENTAL DPPO	*****8765	ESC	A		$114.96				
06K6592		VISION 100% ER PAID/	*****8765	ESC	A		$23.95				
06K6592		CHOICE+/INS	*****2613	E	A		$547.43				$591.15
06K6592		DENTAL DPPO	*****2613	E	A		$35.99				
06K6592		VISION 100% ER PAID/	*****2613	E	A		$7.73				
06K6592		CHOICE+/INS	*****5933	ES	A		$1,094.86				$1,182.68
06K6592		DENTAL DPPO	*****5933	ES	A		$71.98				
06K6592		VISION 100% ER PAID/	*****5933	ES	A		$15.84				
06K6592		CHOICE+/INS	*****4831	ES	A		$1,094.86				$1,182.68
06K6592		DENTAL DPPO	*****4831	ES	A		$71.98				
06K6592		VISION 100% ER PAID/	*****4831	ES	A		$15.84				
06K6592		CHOICE+/INS	*****6969	ESC	A		$1,642.29				$1,781.20
06K6592		DENTAL DPPO	*****6969	ESC	A		$114.96				
06K6592		VISION 100% ER PAID/	*****6969	ESC	A		$23.95				
06K6592		CHOICE+/INS	*****2709	E	A		$547.43				$591.15
06K6592		DENTAL DPPO	*****2709	E	A		$35.99				
06K6592		VISION 100% ER PAID/	*****2709	E	A		$7.73				
06K6592		CHOICE+/INS	*****2636	ES	A		$1,094.86				$1,182.68
06K6592		DENTAL DPPO	*****2636	ES	A		$71.98				
06K6592		VISION 100% ER PAID/	*****2636	ES	A		$15.84				

NAVITAS UTILITY CORPORATION
Customer No:

Invoice No: 421375135181
Invoice Date: 11/08/2018
Bill Group: 1
Coverage Period: 12/01/2018 - 12/31/2018
Due Date: 12/01/2018

Details

Current Detail - 12/01-12/31/2018								Adjustment Detail			Totals
Policy No.	Name	Plan	ID	Coverage	Status	Vol (000's)	Charge Amount	Period	Code	Amount	Total
06K6592		CHOICE+/INS	*****6971	ESC	A		$1,642.29				$1,781.20
06K6592		DENTAL DPPO	*****6971	ESC	A		$114.96				
06K6592		VISION 100% ER PAID/	*****6971	ESC	A		$23.95				
06K6592		CHOICE+/INS	*****6085	ESC	A		$1,642.29				$1,781.20
06K6592		DENTAL DPPO	*****6085	ESC	A		$114.96				
06K6592		VISION 100% ER PAID/	*****6085	ESC	A		$23.95				
06K6592		CHOICE+/INS	*****5973	E	A		$547.43				$591.15
06K6592		DENTAL DPPO	*****5973	E	A		$35.99				
06K6592		VISION 100% ER PAID/	*****5973	E	A		$7.73				
06K6592		CHOICE+/INS	*****5932	ES	A		$1,094.86				$1,182.68
06K6592		DENTAL DPPO	*****5932	ES	A		$71.98				
06K6592		VISION 100% ER PAID/	*****5932	ES	A		$15.84				
Total							**$23,199.20**			**-$1,094.86**	**$22,104.34**

Invoice No: 421375135181
Invoice Date: 11/08/2018
Bill Group: 1
Coverage Period: 12/01/2018 - 12/31/2018
Due Date: 12/01/2018

About Your Bill

Employee and dependent information contained on this invoice is based on the most current information provided by you in your capacity as Plan Administrator to UnitedHealthcare Insurance Company.

Payment is due in full on or before 12/01/2018. If full payment is not received by the end of your grace period, your coverage may be terminated as stated in your policy requirements. For more information about grace periods, please see your plan documents (for example: Group Policy).

Your payment can take up to 10 days to post to your account. If we receive it after the Invoice Date, you'll see it in your next bill.

Eligibility Changes

Please send all employee and dependent changes right away so they can be included on your next invoice.

We are not able to process eligibility changes sent with your payment. Please visit www.employereservices.com to update eligibility information.

For employers with employees living in Texas: *Employers are responsible for premiums for employees who are no longer eligible for group coverage until the end of the month we are notified. For more information about Texas, go to* www.employereservices.com.

Please visit www.employereservices.com to make eligibility changes, view and pay your bill, request paperless billing, request health plan ID cards and more!

Questions about your bill?

Call 1-888-842-4571, TTY 711, 8 a.m. – 8 p.m. ET, Monday – Friday. Please have your billing customer number and bill group number available when you call.

Note: The amounts listed on this invoice are based, in part, on the age and/or gender of each covered employee and spouse (where applicable), and are provided solely for internal billing purposes. You are solely responsible for establishing the contribution practices for your employees. Federal, State, and local laws may prohibit you from charging different contribution amounts based on an employee's gender or other protected class status.

Underwritten by UnitedHealthcare Insurance Company

UnitedHealthcare

UHS Premium Billing
PO BOX 94017
Palatine, IL 60094-4017

Manage your Account: www.employereservices.com
Invoice No 412254945277
Invoice Date 11/15/2018
Customer No
Bill Group No 1
Coverage Period 12/01/2018 - 12/31/2018
Due Date 12/01/2018

3202DREGULARBW0003001-02626-01
NAVITAS UTILITY CORPORATION

3186 AIRWAY AVE STE D
COST A MESA CA 92626-4650

Account Summary

Previous Balance	$17,533.77
Payments (-)	-$9,488.34
Account Adjustments (+/-)	$0.00
Current Charges (+)	$9,895.51
Current Adjustments (+/-)	$888.14
Total Balance Due	$18,829.08

Thank you for your business.

About Your Payment

We offer several payment options to help you manage your account.

Pay Online. Go to **www.employereservices.com** to make a one-time payment or schedule monthly payments directly from your bank account.

Pay By Phone. Call **1-888-842-4571**, TTY 711, 8 a.m. – 8 p.m. ET, Monday – Friday, to make a payment directly from your bank account.

Pay By Check. Use the enclosed envelope to send us your payment. Your payment must be sent to the address on the form below to ensure it is applied to your account. Checks returned for lack of funds or checks that can't be cashed for any reason are not considered payment.

Payment is due in full on or before the due date above. If full payment is not received by the end of your grace period, your coverage may be terminated as stated in your policy requirements. If a premium payment is deposited late, it does not automatically mean we will accept the premium.

Please detach and return with your payment.

Customer Name	Customer Number	Payment Due Date	Invoice #
NAVITAS UTILITY CORPORATION		12/01/2018	412254945277

Send payment to:

UHS Premium Billing
PO BOX 94017
Palatine, IL 60094-4017

Minimum Amount Due: **$18,829.08**

Amount Enclosed

$ _____.__

41228000000010000001882908412254945277 4

Invoice No. 412254945277
Invoice Date: 11/15/2018
Bill Group: 1
Coverage Period: 12/01/2018 - 12/31/2018
Due Date: 12/01/2018

Summary

Description	Employee Count	Total Volume (000's)	Net Amount
NAVITAS UTILITY CORPORATION DENTAL DPPO			
Employee	4		$231.80
Employee & Family	1		$185.11
Employee & Spouse	1		$115.90
Subtotal, DENTAL DPPO	6		$532.81
NAVITAS UTILITY CORPORATION UHC Core			
Employee	4		$2,430.35
Employee & Family	1		$1,111.69
Employee & Spouse	1		$756.35
Subtotal, UHC Core	6		$4,298.39
NAVITAS UTILITY CORPORATION VISION 100% ER PAID/			
Employee	4		$31.00
Employee & Family	1		$24.03
Employee & Spouse	1		$15.89
Subtotal, VISION 100% ER PAID/	6		$70.92
Subtotal NAVITAS UTILITY CORPORATION			$4,902.12
NAVITAS UTILITY CORPORATION DENTAL DPPO			
Employee & Family	2		$370.22
Employee & Child(ren)	1		$121.27
Subtotal, DENTAL DPPO	3		$491.49
NAVITAS UTILITY CORPORATION Navigate			
Employee & Family	2		$3,483.88
Employee & Child(ren)	1		$953.30
Subtotal, Navigate	3		$4,437.18
NAVITAS UTILITY CORPORATION VISION 100% ER PAID/			
Employee & Family	2		$48.06
Employee & Child(ren)	1		$16.66
Subtotal, VISION 100% ER PAID/	3		$64.72
Subtotal NAVITAS UTILITY CORPORATION			$4,993.39

NAVITAS UTILITY CORPORATION
Customer No

Invoice No 412254945277
Invoice Date 11/15/2018
Bill Group 1
Coverage Period 12/01/2018 - 12/31/2018
Due Date 12/01/2018

3202DREGULARBW0003001-02626-03

Details

Current Detail - 12/01-12/31/2018								Adjustment Detail			Totals
Policy No.	Name	Plan	ID	Coverage	Status	Vol (000's)	Charge Amount	Period	Code	Amount	Total
0762059		DENTAL DPPO	*****1657	E	A		$57.95				$875.91
0762059		UHC Core	*****1657	E	A		$810.21				
0762059		VISION 100% ER PAID/	*****1657	E	A		$7.75				
0762059		DENTAL DPPO	*****1165	E	A		$57.95				$546.81
0762059		UHC Core	*****1165	E	A		$481.11				
0762059		VISION 100% ER PAID/	*****1165	E	A		$7.75				
0762059		DENTAL DPPO	*****9677	ESC	A		$185.11				$1,320.83
0762059		UHC Core	*****9677	ESC	A		$1,111.69				
0762059		VISION 100% ER PAID/	*****9677	ESC	A		$24.03				
0762059		DENTAL DPPO	*****0115	ES	A		$115.90	11/01-11/30/2018	ADD	$115.90	$1,776.28
0762059		UHC Core	*****0115	ES	A		$756.35	11/01-11/30/2018	ADD	$756.35	
0762059		VISION 100% ER PAID/	*****0115	ES	A		$15.89	11/01-11/30/2018	ADD	$15.89	
0762059		DENTAL DPPO	*****4439	E	A		$57.95				$372.24
0762059		UHC Core	*****4439	E	A		$306.54				
0762059		VISION 100% ER PAID/	*****4439	E	A		$7.75				
0762059		DENTAL DPPO	*****7443	E	C		$57.95				$898.19
0762059		UHC Core	*****7443	E	C		$832.49				
0762059		VISION 100% ER PAID/	*****7443	E	C		$7.75				
03Y5148		DENTAL DPPO	*****5158	ESC	A		$185.11				$1,867.97
03Y5148		Navigate	*****5158	ESC	A		$1,658.83				
03Y5148		VISION 100% ER PAID/	*****5158	ESC	A		$24.03				

Coverage Type		Status		Code	
E	Employee Only	A	Active	ADD	Retroactive Addition
ES	Employee and Spouse	C	Cobra	TRM	Retroactive Termination
ESC	Employee and Family	R	Retiree	CHG	Retroactive Change
EC	Employee and Child(ren)	T	Terminated		

UnitedHealthcare

UHS Premium Billing
PO BOX 94017
Palatine, IL 60094-4017

Manage your Account: www.employereservices.com
Invoice No: 421341196151
Invoice Date: 05/08/2019
Customer No: 06K6592
Bill Group No: 1
Coverage Period: 06/01/2019 - 06/30/2019
Due Date: 06/01/2019

NAVITAS UTILITY CORPORATION

3186 AIRWAY AVE STE D
COSTA MESA CA 92626-4650

Account Summary

Previous Balance	$51,297.21
Payments (-)	-$23,219.05
Account Adjustments (+/-)	$0.00
Current Charges (+)	$25,944.18
Total Balance Due	$54,022.34

Thank you for your business.

About Your Payment

We offer several payment options to help you manage your account.

Pay Online. Go to **www.employereservices.com** to make a one-time payment or schedule monthly payments directly from your bank account.

Pay By Phone. Call **1-888-842-4571**, TTY 711, 8 a.m. – 8 p.m. ET, Monday – Friday, to make a payment directly from your bank account.

Pay By Check. Use the enclosed envelope to send us your payment. Your payment must be sent to the address on the form below to ensure it is applied to your account. Checks returned for lack of funds or checks that can't be cashed for any reason are not considered payment.

Payment is due in full on or before the due date above. If full payment is not received by the end of your grace period, your coverage may be terminated as stated in your policy requirements. If a premium payment is deposited late, it does not automatically mean we will accept the premium.

Please detach and return with your payment.

Customer Name	Customer Number	Payment Due Date	Invoice #
NAVITAS UTILITY CORPORATION		06/01/2019	421341196151

Send payment to:

UHS Premium Billing
PO BOX 94017
Palatine, IL 60094-4017

Minimum Amount Due: $54,022.34

Amount Enclosed

$ . .

42139000000010000005402234421341196151 3

NAVITAS UTILITY CORPORATION
Customer No:

Invoice No: 421341196151
Invoice Date: 05/08/2019
Bill Group: 1
Coverage Period: 06/01/2019 - 06/30/2019
Due Date: 06/01/2019

Summary

Description	Employee Count	Total Volume (000's)	Net Amount
NAVITAS UTILITY CORPORATION Dental DPPO			
Employee & Spouse	5		$359.90
Employee & Family	8		$919.68
Employee	4		$143.96
Subtotal, Dental DPPO	17		$1,423.54
NAVITAS UTILITY CORPORATION CHOICE +/INS			
Employee & Spouse	5		$6,373.40
Employee & Family	8		$15,296.16
Employee	4		$2,549.36
Subtotal, CHOICE+/INS	17		$24,218.92
NAVITAS UTILITY CORPORATION Vision 100% ER PAID/			
Employee & Spouse	5		$79.20
Employee & Family	8		$191.60
Employee	4		$30.92
Subtotal, Vision 100% ER PAID/	17		$301.72
Subtotal NAVITAS UTILITY CORPORATION			$25,944.18
Adjustments			
Account Adjustments			$0.00
Current Adjustments			$0.00
Subtotal, Adjustments			$0.00
TOTAL	**51**		**$25,944.18**

NAVITAS UTILITY
CORPORATION Customer No:

Invoice No: 421341196151
Invoice Date: 05/08/2019
Bill Group: 1
Coverage Period: 06/01/2019 - 06/30/2019
Due Date: 06/01/2019

Details

Current Detail - 6/01-6/30/2019								Adjustment Detail			Totals
Policy No.	Name	Plan	ID	Coverage	Status	Vol (000's)	Charge Amount	Period	Code	Amount	Total
		CHOICE+/INS	*****8609	ES	A		$1,274.68				$1,362.50
		Dental DPPO	*****8609	ES	A		$71.98				
		Vision 100% ER PAID/	*****8609	ES	A		$15.84				
		CHOICE+/INS	*****5356	ESC	A		$1,912.02				$2,050.93
		Dental DPPO	*****5356	ESC	A		$114.96				
		Vision 100% ER PAID/	*****5356	ESC	A		$23.95				
		CHOICE+/INS	*****9740	ESC	A		$1,912.02				$2,050.93
		Dental DPPO	*****9740	ESC	A		$114.96				
		Vision 100% ER PAID/	*****9740	ESC	A		$23.95				
06K6592		CHOICE+/INS	*****8638	E	A		$637.34				$681.06
06K6592		Dental DPPO	*****8638	E	A		$35.99				
06K6592		Vision 100% ER PAID/	*****8638	E	A		$7.73				
06K6592		CHOICE+/INS	*****4685	ESC	A		$1,912.02				$2,050.93
06K6592		Dental DPPO	*****4685	ESC	A		$114.96				
06K6592		Vision 100% ER PAID/	*****4685	ESC	A		$23.95				
06K6592	F	CHOICE+/INS	*****1947	ES	A		$1,274.68				$1,362.50
		Dental DPPO	*****1947	ES	A		$71.98				
06K6592		Vision 100% ER PAID/	*****1947	ES	A		$15.84				
06K6592		CHOICE+/INS	*****3775	ESC	A		$1,912.02				$2,050.93
06K6592		Dental DPPO	*****3775	ESC	A		$114.96				
06K6592		Vision 100% ER PAID/	*****3775	ESC	A		$23.95				

Coverage Type		Status		Code	
E	Employee Only	A	Active	ADD	Retroactive Addition
ES	Employee and Spouse	C	Cobra	TRM	Retroactive Termination
ESC	Employee and Family	R	Retiree	CHG	Retroactive Change
EC	Employee and Child(ren)	T	Terminated		

NAVITAS UTILITY CORPORATION
Customer No:

Invoice No: 421341196151
Invoice Date: 05/08/2019
Bill Group: 1
Coverage Period: 06/01/2019 - 06/30/2019
Due Date: 06/01/2019

Details

Current Detail - 6/01-6/30/2019								Adjustment Detail			Totals
Policy No.	Name	Plan	ID	Coverage	Status	Vol (000's)	Charge Amount	Period	Code	Amount	Total
		CHOICE+/INS	*****8765	ESC	A		$1,912.02				$2,050.93
		Dental DPPO	*****8765	ESC	A		$114.96				
		Vision 100% ER PAID/	*****8765	ESC	A		$23.95				
		CHOICE+/INS	*****2613	E	A		$637.34				$681.06
		Dental DPPO	*****2613	E	A		$35.99				
		Vision 100% ER PAID/	*****2613	E	A		$7.73				
		CHOICE+/INS	*****5933	ES	A		$1,274.68				$1,362.50
		Dental DPPO	*****5933	ES	A		$71.98				
		Vision 100% ER PAID/	*****5933	ES	A		$15.84				
		CHOICE+/INS	*****4831	ES	A		$1,274.68				$1,362.50
06K6592		Dental DPPO	*****4831	ES	A		$71.98				
06K6592		Vision 100% ER PAID/	*****4831	ES	A		$15.84				
06K6592		CHOICE+/INS	*****6969	ESC	A		$1,912.02				$2,050.93
06K6592		Dental DPPO	*****6969	ESC	A		$114.96				
06K6592		Vision 100% ER PAID/	*****6969	ESC	A		$23.95				
		CHOICE+/INS	*****2709	E	A		$637.34				$681.06
		Dental DPPO	*****2709	E	A		$35.99				
		Vision 100% ER PAID/	*****2709	E	A		$7.73				
		CHOICE+/INS	*****6971	ESC	A		$1,912.02				$2,050.93
		Dental DPPO	*****6971	ESC	A		$114.96				
		Vision 100% ER PAID/	*****6971	ESC	A		$23.95				
		CHOICE+/INS	*****6085	ESC	A		$1,912.02				$2,050.93
		Dental DPPO	*****6085	ESC	A		$114.96				
		Vision 100% ER PAID/	*****6085	ESC	A		$23.95				
		CHOICE+/INS	*****5973	E	A		$637.34				$681.06
		Dental DPPO	*****5973	E	A		$35.99				
		Vision 100% ER PAID/	*****5973	E	A		$7.73				

NAVITAS UTILITY CORPORATION
Customer No:

Invoice No: 421341196151
Invoice Date: 05/08/2019
Bill Group: 1
Coverage Period: 06/01/2019 - 06/30/2019
Due Date: 06/01/2019

Details

Current Detail - 6/01-6/30/2019								Adjustment Detail			Totals
Policy No.	Name	Plan	ID	Coverage	Status	Vol (000's)	Charge Amount	Period	Code	Amount	Total
		CHOICE+/INS	*****5932	ES	A		$1,274.68				$1,362.50
		Dental DPPO	*****5932	ES	A		$71.98				
		Vision 100% ER PAID/	*****5932	ES	A		$15.84				
Total							$25,944.18			$0.00	$25,944.18

UnitedHealthcare

UHS Premium Billing
PO BOX 94017
Palatine, IL 60094-4017

Manage your Account:
www.employereservices.com

Invoice No: 412264477303
Invoice Date: 05/15/2019
Customer No:
Bill Group No: 1
Coverage Period: 06/01/2019 - 06/30/2019
Due Date: 06/01/2019

NAVITAS UTILITY CORPORATION

3186 AIRWAY AVE STE D COSTA
MESA CA 92626-4650

Account Summary

Previous Balance	$20,964.58
Payments (-)	-$10,515.14
Account Adjustments (+/-)	$0.00
Current Charges (+)	$10,449.44
Total Balance Due	$20,898.88

Thank you for your business.

About Your Payment

We offer several payment options to help you manage your account.

Pay Online. Go to www.employereservices.com to make a one-time payment or schedule monthly payments directly from your bank account.

Pay By Phone. Call 1-888-842-4571, TTY 711, 8 a.m. – 8 p.m. ET, Monday – Friday, to make a payment directly from your bank account.

Pay By Check. Use the enclosed envelope to send us your payment. Your payment must be sent to the address on the form below to ensure it is applied to your account. Checks returned for lack of funds or checks that can't be cashed for any reason are not considered payment.

Payment is due in full on or before the due date above. If full payment is not received by the end of your grace period, your coverage may be terminated as stated in your policy requirements. If a premium payment is deposited late, it does not automatically mean we will accept the premium.

Please detach and return with your payment.

Customer Name	Customer Number	Payment Due Date	Invoice #
NAVITAS UTILITY CORPORATION		06/01/2019	412264477303

Send payment to:

UHS Premium Billing
PO BOX 94017
Palatine, IL 60094-4017

Minimum Amount Due: $20,898.88

Amount Enclosed

$.

4122800000001000000208988841226447730 37

NAVITAS UTILITY CORPORATION
Customer No:

Invoice No: 412264477303
Invoice Date: 05/15/2019
Bill Group: 1
Coverage Period: 06/01/2019 - 06/30/2019
Due Date: 06/01/2019

Summary

Description	Employee Count	Total Volume (000's)	Net Amount
NAVITAS UTILITY CORPORATION Dental DPPO			
Employee	4		$231.80
Employee & Family	2		$370.22
Employee & Spouse	1		$115.90
Subtotal, Dental DPPO	7		$717.92
NAVITAS UTILITY CORPORATION UHC Core			
Employee	4		$2,524.27
Employee & Family	2		$3,071.57
Employee & Spouse	1		$771.34
Subtotal, UHC Core	7		$6,367.18
NAVITAS UTILITY CORPORATION Vision EE CORE			
Employee	4		$31.00
Employee & Family	2		$48.06
Employee & Spouse	1		$15.89
Subtotal, Vision EE CORE	7		$94.95
Subtotal NAVITAS UTILITY CORPORATION			$7,180.05
NAVITAS UTILITY CORPORATION Dental DPPO			
Employee & Family	1		$185.11
Employee & Child(ren)	1		$121.27
Subtotal, Dental DPPO	2		$306.38
NAVITAS UTILITY CORPORATION UHC Core			
Employee & Family	1		$1,852.61
Employee & Child(ren)	1		$1,069.71
Subtotal, UHC Core	2		$2,922.32
NAVITAS UTILITY CORPORATION Vision EE CORE			
Employee & Family	1		$24.03
Employee & Child(ren)	1		$16.66
Subtotal, Vision EE CORE	2		$40.69
Subtotal NAVITAS UTILITY CORPORATION			$3,269.39

NAVITAS UTILITY CORPORATION
Customer No:

Invoice No: 412264477303
Invoice Date: 05/15/2019
Bill Group: 1
Coverage Period: 06/01/2019 - 06/30/2019
Due Date: 06/01/2019

Summary

Adjustments		
Account Adjustments		$0.00
Current Adjustments		$0.00
Subtotal, Adjustments		$0.00
TOTAL	**27**	**$10,449.44**

NAVITAS UTILITY CORPORATION
Customer No: [redacted]

Invoice No: 412264477303
Invoice Date: 05/15/2019
Bill Group: 1
Coverage Period: 06/01/2019 - 06/30/2019
Due Date: 06/01/2019

Details

Current Detail - 6/01-6/30/2019								Adjustment Detail			Totals
Policy No.	Name	Plan	ID	Coverage	Status	Vol (000's)	Charge Amount	Period	Code	Amount	Total
0762059		Dental DPPO	*****1657	E	A		$57.95				$914.70
0762059		UHC Core	*****1657	E	A		$849.00				
0762059		Vision EE CORE	*****1657	E	A		$7.75				
0762059		Dental DPPO	*****1165	E	A		$57.95				$556.35
0762059		UHC Core	*****1165	E	A		$490.65				
0762059		Vision EE CORE	*****1165	E	A		$7.75				
0762059		Dental DPPO	*****9677	ESC	A		$165.11				$1,349.76
0762059		UHC Core	*****9677	ESC	A		$1,140.62				
0762059		Vision EE CORE	*****9677	ESC	A		$24.03				
0762059		Dental DPPO	*****0115	ES	A		$115.90				$903.13
0762059		UHC Core	*****0115	ES	A		$771.34				
0762059		Vision EE CORE	*****0115	ES	A		$15.89				
0762059		Dental DPPO	*****4439	E	A		$57.95				$387.52
0762059		UHC Core	*****4439	E	A		$321.82				
0762059		Vision EE CORE	*****4439	E	A		$7.75				
0762059		Dental DPPO	*****7443	E	C		$57.95				$928.50
0762059		UHC Core	*****7443	E	C		$862.80				
0762059		Vision EE CORE	*****7443	E	C		$7.75				
0762059		Dental DPPO	*****4215	ESC	A		$185.11				$2,140.09
0762059		UHC Core	*****4215	ESC	A		$1,930.95				
0762059		Vision EE CORE	*****4215	ESC	A		$24.03				

Coverage Type		Status		Code	
E	Employee Only	A	Active	ADD	Retroactive Addition
ES	Employee and Spouse	C	Cobra	TRM	Retroactive Termination
ESC	Employee and Family	R	Retiree	CHG	Retroactive Change
EC	Employee and Child(ren)	T	Terminated		

NAVITAS UTILITY CORPORATION
Customer No:

Invoice No: 412264477303
Invoice Date: 05/15/2019

Bill Group: 1
Coverage Period: 06/01/2019 - 06/30/2019
Due Date: 06/01/2019

Details

Current Detail - 6/01-6/30/2019								Adjustment Detail			Totals
Policy No.	Name	Plan	ID	Coverage	Status	Vol (000's)	Charge Amount	Period	Code	Amount	Total
03Y5148		Dental DPPO	*****5158	ESC	A		$185.11				$2,061.75
03Y5148		UHC Core	*****5158	ESC	A		$1,852.61				
03Y5148		Vision EE CORE	*****5158	ESC	A		$24.03				
03Y5148		Dental DPPO	*****5770	EC	A		$121.27				$1,207.64
03Y5148		UHC Core	*****5770	EC	A		$1,069.71				
03Y5148		Vision EE CORE	*****5770	EC	A		$16.66				
Total							$10,449.44			$0.00	$10,449.44

ITEM 35

Navitas Utility Corporation

4/29/2019 12:40 PM

Register: 2800 · DL:2833 · Accrued non-W/C Disability

From 01/01/2017 through 04/29/2019

rted by: Date, Type, Number/Ref

Date	Number	Payee	Account	Memo	Increase	C	Decrease	Balance
10/31/2017	171031		Direct Costs:874 · Mai...	JS took 3 com...			335.28	17,592.72
12/31/2017	100608-09		Indirect Costs:926 · E...	9 days @ 72/day	648.00			18,240.72
03/07/2018	180307		Direct Costs:874 · Mai...	BR took 4 com...			288.00	17,952.72
12/31/2018	100608-09		Indirect Costs:926 · E...	Adj to 236 day ...	927.28			18,880.00

ITEM 35

MEMO

TO: All employees
CC: File
FROM: Thomas Hartline
RE: Company disability program

DATE: June 26, 2019

Illness and non work related injury benefit program

Navitas Utility Corporation is implementing a new long-term illness and non work related injury benefit program. This program is in addition to the existing sick leave benefit as well as the regulated work related injury program.

Benefit

For each year of service an employee will be able to use one day of disability pay. The purpose of the disability pay is to provide monetary assistance to a worker who is unable to work due to a long-term illness or off the job injury and who has exhausted their sick days and vacation time. The amount of the disability pay will be $72.00 per day ($9.00 per hour x 8 hours per day) Monday through Friday only.

By way of example: You have five-years of service with the company and have used no sick leave or vacation time for the year. You seriously break your leg at a family reunion football game requiring five- weeks of traction. You would use your five-days of sick leave first, and then fifteen-days of vacation time, and finally five-days of disability pay.

Another example: You have four years of service with the company and have used two-days of sick leave and one-week of vacation. You contract bird flu requiring two-weeks of quarantine. You would use your three-days of sick leave first, and then five-days of vacation time, and finally two-days of disability pay.

Note – in the above scenarios there may be additional State benefits available.

Eligibility

Your must be a full-time employee (40 hours per week year-round). Each qualified person employed on January 1 will receive an additional disability day benefit (regardless of what day during the year they were employed on).

Application of and maximum benefit

As noted in the examples, sick days are to be applied first, then vacation days, and finally disability days.

The maximum disability days available for a single event for use by an employee will be twenty, regardless of the total number of eligible days available to that employee.

This benefit does individually accrue or cash out upon termination of service. In the event an employee does not use the days they are eligible for during the normal course of employment the company retains the days in the disability pool to offset future minimum pay escalations. Additionally, this benefit is at the discretion of management and can be rescinded at anytime in the event the Company believes it is being abused or in the event that State or Federal regulation disallows or penalizes the offering of the benefit in any way as determined by management.

Inception benefit

In recognition of past service, the Company is granting up to ten-days of disability benefit to existing employees. Attached is our list of employees and the number of days they will start with based on the number of years of service with Navitas and the previous utility. Disability days are shown for the number of days they will have as of January 1, 2019.

	1/1/2019
AR	14
BF	3
BL	14
CC	10
CR	4
DG	14
JF	14
JS	0
JW	14
JI	10
KC	10
KP	14
NW	5
PL	14
RM	11
SC	9
SK	10
SY	14
TF	11
TK	11
TP	4
WS	14
VK	9

Navitas Utility Corporation
Bills for United Healthcare
January through December 2017

Type	Num	Date	Due Date	Aging	Amount	Open Balance
Jan - Dec 17						
Bill	C004479...	12/18/2017	01/01/2018		27,099.38	
Bill	C004479...	12/16/2017	01/01/2018		7,240.27	
Bill	0044686...	11/16/2017	12/01/2017		27,275.02	
Bill	C004467...	11/15/2017	12/01/2017		8,660.75	
Bill	0044586...	10/19/2017	11/01/2017		27,275.02	
Bill	0044568...	10/16/2017	11/01/2017		9,307.81	
Bill	0044452...	09/19/2017	10/01/2017		27,275.02	
Bill	C004441...	09/15/2017	10/01/2017		12,085.95	
Bill	0044276...	08/21/2017	09/01/2017		27,275.02	
Bill	0044191...	08/15/2017	09/01/2017		7,944.53	
Bill	C004403...	07/19/2017	08/01/2017		26,137.86	
Bill	0043989...	07/15/2017	08/01/2017		7,944.53	
Bill	0043819...	06/20/2017	07/01/2017		27,843.60	
Bill	C004375...	06/15/2017	07/01/2017		7,419.31	
Bill	0043583...	05/17/2017	06/01/2017		27,843.60	
Bill	0043531...	05/15/2017	06/01/2017		8,469.75	
Bill	C004334...	04/18/2017	05/01/2017		28,981.99	
Bill	0043315...	04/15/2017	05/01/2017		8,469.75	
Bill	0043133...	03/21/2017	04/01/2017		26,705.21	
Bill	0043041...	03/15/2017	04/01/2017		8,469.75	
Bill	0042895...	02/16/2017	03/01/2017		23,850.90	
Bill	0042875...	02/15/2017	03/01/2017		8,469.75	
Bill	C004263...	01/19/2017	02/01/2017		24,343.50	
Bill	0042598...	01/17/2017	02/01/2017		8,469.75	
Jan - Dec 17					**424,858.02**	**0.00**

Navitas Utility Corporation
Bills for United Healthcare
January through December 2018

Type	Num	Date	Due Date	Aging	Amount	Open Balance
Jan - Dec 18						
Bill	4122 549...	12/01/2018	12/01/2018		10,783.65	
Bill	4213 751...	12/01/2018	12/01/2018		22,104.34	
Bill	4213 846...	11/01/2018	11/01/2018		23,111.38	
Bill	4122 278...	11/01/2018	12/01/2018		8,045.43	
Bill	4122 575...	10/01/2018	10/01/2018		9,488.34	
Bill	4213 039...	10/01/2018	10/31/2018		23,104.39	
Bill	4213 067...	09/01/2018	09/01/2018		24,885.59	
Bill	4122 848...	09/01/2018	09/01/2018		8,941.53	
Bill	4213643...	08/01/2018	08/01/2018		28,447.99	
Bill		08/01/2018	08/01/2018		8,941.53	
Bill	4122 84 ...	07/01/2018	07/31/2018		8,941.53	
Bill	0045 415...	07/01/2018	07/31/2018		28,447.99	
Bill	412288 9...	06/01/2018	07/01/2018		8,941.53	
Bill	0045 323...	06/01/2018	07/01/2018		28,447.99	
Bill	C0045 2...	05/01/2018	05/31/2018		28,446.76	
Bill	0045 227...	05/01/2018	05/31/2018		9,327.31	
Bill	C004512...	04/01/2018	05/01/2018		11,954.23	
Bill	0045144...	04/01/2018	04/01/2018		28,449.22	
Bill	0045026...	03/01/2018	03/01/2018		27,099.38	
Bill	C004502...	03/01/2018	03/31/2018		5,930.46	
Bill	C004490...	02/01/2018	03/03/2018		12,977.56	
Bill	C004491...	02/01/2018	02/01/2018		26,923.74	
Bill	C004479...	01/01/2018	01/31/2018		993.84	
Bill	C004479...	01/01/2018	01/31/2018		87.82	
Jan - Dec 18					**394,823.53**	**0.00**

Navitas Utility Corporation
Bills for United Healthcare
December 31, 2018 through April 29, 2019

Type	Num	Date	Due Date	Aging	Amount	Open Balance
Dec 31, '18 - Apr 29, 19						
Bill	658948	04/01/2019	04/01/2019	28	10,515.14	10,515.14
Bill	540804	04/01/2019	04/01/2019	28	23,219.05	23,219.05
Bill	521881	03/01/2019	03/01/2019		10,876.24	
Bill	261729	03/01/2019	03/31/2019		23,368.40	
Bill	307948	02/01/2019	02/01/2019		23,199.20	
Bill	903778	02/01/2019	03/03/2019		10,537.05	
Bill	91291	01/02/2019	01/02/2019		9,895.51	
Bill	41838	01/02/2019	02/01/2019		23,199.20	
Dec 31, '18 - Apr 29, 19					**134,809.79**	**33,734.19**

Navitas Utility Corporation
Bill Payments for United Healthcare
January through December 2017

Type	Num	Date	Amount
Jan - Dec 17			
Bill Pmt -Check	5627	01/03/2017	17,135.28
Bill Pmt -Check	5628	01/03/2017	14,790.66
Bill Pmt -Check	5839	02/03/2017	8,469.75
Bill Pmt -Check	5848	02/03/2017	24,342.50
Bill Pmt -Check	Transfer	02/13/2017	1.00
Bill Pmt -Check	Transfer	03/07/2017	8,469.75
Bill Pmt -Check	Transfer	03/07/2017	23,850.90
Bill Pmt -Check	Transfer	04/21/2017	8,469.75
Bill Pmt -Check	Transfer	04/21/2017	26,705.21
Bill Pmt -Check	Transfer	05/23/2017	8,469.75
Bill Pmt -Check	Transfer	05/23/2017	28,981.99
Bill Pmt -Check	Transfer	06/27/2017	8,469.75
Bill Pmt -Check	Transfer	06/27/2017	27,843.60
Bill Pmt -Check	Transfer	07/26/2017	7,419.31
Bill Pmt -Check	Transfer	07/26/2017	27,843.60
Bill Pmt -Check	Transfer	08/25/2017	7,944.53
Bill Pmt -Check	Transfer	08/25/2017	26,137.86
Bill Pmt -Check	Transfer	09/26/2017	7,944.53
Bill Pmt -Check	Transfer	09/26/2017	27,275.02
Bill Pmt -Check	Transfer	10/30/2017	12,085.95
Bill Pmt -Check	Transfer	10/30/2017	27,275.02
Bill Pmt -Check	Transfer	11/28/2017	9,307.81
Bill Pmt -Check	Transfer	11/28/2017	27,275.02
Bill Pmt -Check	Transfer	12/28/2017	27,275.02
Bill Pmt -Check	Transfer	12/28/2017	8,660.75
Jan - Dec 17			**422,444.31**

Navitas Utility Corporation
Bill Payments for United Healthcare
January through December 2018

Type	Num	Date	Amount
Jan - Dec 18			
Bill Pmt -Check	Transfer	01/30/2018	27,187.20
Bill Pmt -Check	Transfer	01/30/2018	8,234.11
Bill Pmt -Check	Transfer	02/26/2018	12,977.56
Bill Pmt -Check	Transfer	02/26/2018	26,923.74
Bill Pmt -Check	Transfer	03/27/2018	5,930.46
Bill Pmt -Check	Transfer	03/27/2018	27,099.38
Bill Pmt -Check	Transfer	04/25/2018	28,449.22
Bill Pmt -Check	Transfer	04/25/2018	11,954.23
Bill Pmt -Check	Transfer	05/31/2018	9,327.31
Bill Pmt -Check	Transfer	05/31/2018	28,446.76
Bill Pmt -Check	Transfer	06/27/2018	28,447.99
Bill Pmt -Check	Transfer	06/27/2018	8,941.53
Bill Pmt -Check	Transfer	07/27/2018	8,941.53
Bill Pmt -Check	Transfer	07/27/2018	28,447.99
Bill Pmt -Check	Transfer	08/28/2018	8,941.53
Bill Pmt -Check	Transfer	08/28/2018	28,447.99
Bill Pmt -Check	Transfer	09/28/2018	8,941.53
Bill Pmt -Check	Transfer	09/28/2018	24,885.59
Bill Pmt -Check	Transfer	11/01/2018	32,592.73
Bill Pmt -Check	xfer	11/27/2018	8,045.43
Bill Pmt -Check	xfer	11/27/2018	23,111.38
Bill Pmt -Check	Transfer	12/27/2018	10,783.65
Bill Pmt -Check	Transfer	12/27/2018	22,104.34
Jan - Dec 18			**429,163.18**

Navitas Utility Corporation
Bill Payments for United Healthcare
January 1 through April 29, 2019

Type	Num	Date	Amount
Jan 1 - Apr 29, 19			
Bill Pmt -Check	Transfer	01/30/2019	9,895.51
Bill Pmt -Check	Transfer	01/30/2019	23,199.20
Bill Pmt -Check	Transfer	02/27/2019	10,537.05
Bill Pmt -Check	Transfer	02/27/2019	23,199.20
Bill Pmt -Check	Transfer	03/28/2019	23,368.40
Bill Pmt -Check	Transfer	03/28/2019	10,876.24
Jan 1 - Apr 29, 19			**101,075.60**

Account 2304			IPFS Corporation				63,279.86	(6,327.99)	
EOM		11	$5,348.65	Journal Entry		6.55%	56,951.87	Balance Sheet	
(pmt due 8th)			Payment	LTD	CPLTD	Interest Exp	Principle	CPLTD	LTD
July	2018	0			56,951.87				
August	2018	1	5,348.65		5,037.60	$311.05			
September	2018	2	5,348.65		5,065.11	$283.54			
October	2018	3	5,348.65		5,092.78	$255.87			
November	2018	4	5,348.65		5,120.58	$228.06			
December	2018	5	5,348.65		5,148.56	$200.09			
January	2019	6	5,348.65		5,176.67	$171.97			
February	2019	7	5,348.65		5,204.95	$143.70			
March	2019	8	5,348.65		5,233.38	$115.27			
April	2019	9	5,348.65		5,261.95	$86.69			
May	2019	10	5,348.65		5,290.70	$57.95			
June	2019	11	5,348.65		5,319.59	$29.05			

ITEM 36

[redacted]

IPFS CORPORATION of CALIFORNIA
P.O. BOX 412086
KANSAS CITY, MO 64141-2086
PHONE: (800)247-6129 - FAX: (832)308-7925
ipfs.com

NOTICE OF PAYMENT DUE		
DATE MAILED	**ACCOUNT NUMBER**	**DUE DATE**
05/13/19	**TXH-800988**	06/01/19

FOR QUESTIONS, PLEASE CALL: (800)247-6129

IMPORTANT
To protect your account please make sure that your payment is made on or before the payment due date shown.

MAKE CHECK OR MONEY ORDER PAYABLE to IPFS CORPORATION and return the payment and this notice to the address shown on coupon.

Go Green!
Register for eForms today. Instead of paper bills and documents, you'll receive email notices from IPFS Corporation. Visit us at ipfs.com to learn more.

306 5200969 037132 60337 1/1

037132 0.4800 0513 20590 60337 1/1 BIN:0

NAVITAS UTILITY CORPORATION
3186 AIRWAY AVENUE D
COSTA MESA, CA 92626-4650

CURRENT BALANCE	PAYMENT DUE
$5,348.65	$5,348.65

PLEASE MAKE ALL PAYMENTS TO ONE OF THE ADDRESSES NOTED BELOW.

To ensure proper credit, please send the coupon below with your payment and write your account number on your check.

Please see the coupon for the overnight, priority, or other special delivery address. Do not use the P.O. Box address for these services as it may cause a delay in receipt.

Make payments, view account information or register for eForms at ipfs.com.
First time users please use access code **YVDJESTM** to register.

DETACH HERE

Written notations on this coupon will NOT be received.
To ensure proper credit, include coupon with payment.

PREBIL (10/16) Copyright 2018 IPFS Corporation

NAVITAS UTILITY CORPORATION
3186D AIRWAY AVENUE
COSTA MESA, CA 92626

PAYMENT COUPON		
PAYMENT NO.	ACCOUNT NUMBER	DUE DATE
11	**TXH-800988**	06/01/19

PAYMENT DUE:	$5,348.65
OUTSTANDING FEES DUE:	$0.00
PAST DUE AMOUNT:	$0.00
PAYMENT DUE:	$5,348.65
IF RECEIVED AFTER 06/11/19	
A LATE FEE WILL APPLY	$267.43
PLEASE PAY THIS AMOUNT	$5,616.08

For any overnight or priority delivery, please mail to:
IPFS CORPORATION
1055 BROADWAY
11TH FLOOR
KANSAS CITY, MO 64105

MAKE CHECK PAYABLE AND REMIT TO:
IPFS CORPORATION OF CALIFORNIA
P.O. BOX 730223
DALLAS, TX 75373-0223

TXH08009885 00005616086

Account 2304				IPFS Corporation			59,709.90	(5,970.99)			
EOM		11			Journal Entry	5.75%	53,738.91	Balance Sheet		Balance Sheet	
(pmt due 8th)			check	Payment	Late Fee	LTD	CPLTD	Interest Exp	Principle	CPLTD	LTD
July	2017	0					53,738.91				
8/1/2017	2017	1	6523	5,026.93			4,769.45	257.50			
9/5/2017	2017	2	6639	5,026.93			4,792.30	234.65			
10/6/2017	2017	3	6790	5,026.93			4,815.26	211.68			
11/6/2017	2017	4	6921	5,026.93	251.35		4,838.33	188.61			
12/4/2017	2017	5	7037	5,026.93			4,861.51	165.43			
1/5/2018	2018	6	7212	5,026.93	251.35		4,884.81	142.13			
2/1/2018	2018	7	7346	5,026.93			4,908.21	118.72			
3/1/2018	2018	8	7478	5,026.93			4,931.73	95.21			
4/2/2018	2018	9	7666	5,026.93			4,955.36	71.58			
5/3/2018	2018	10	7790	5,026.93			4,979.10	47.83			
6/14/2018	2018	11	7965	5,026.93			5,002.85	23.99			

IPFS CORPORATION
P.O. BOX 412086
KANSAS CITY, MO 64141-2086
PHONE: (800)247-6129 - FAX: (832)308-7925
ipfs.com

NOTICE OF PAYMENT DUE

DATE MAILED	ACCOUNT NUMBER	DUE DATE
05/14/18	**TXH-665159**	06/01/18

FOR QUESTIONS, PLEASE CALL: (800)247-6129

IMPORTANT

To protect your account please make sure that your payment is made on or before the payment due date shown.

MAKE CHECK OR MONEY ORDER PAYABLE to IPFS CORPORATION and return the payment and this notice to the address shown on coupon.

AB 01 017020 45611 E 61 A

NAVITAS UTILITY CORPORATION
3186D AIRWAY AVENUE
COSTA MESA, CA 92626

Go Green!
Register for eForms today. Instead of paper bills and documents, you'll receive email notices from IPFS Corporation. Visit us at ipfs.com to learn more.

CURRENT BALANCE	PAYMENT DUE
$5,026.93	$5,026.93

PLEASE MAKE ALL PAYMENTS TO ONE OF THE ADDRESSES NOTED BELOW.

To ensure proper credit, please send the coupon below with your payment and write your account number on your check. Please see the coupon for the overnight, priority, or other special delivery address. Do not use the P.O. Box address for these services as it may cause a delay in receipt.

Kindly disregard the past due payment amount if this has already been paid. A notice of intent to cancel (NOI) may have been previously issued and if so that NOI remains in full force and effect and your insurance policies may be cancelled if the past due payment is not paid by the date noted in the NOI. This additional reference to your past due payment is as a courtesy only and does not in any way change the due date of such payment as reflected in your agreement with IPFS.

Make payments, view account information or register for eForms at ipfs.com.
First time users please use access code **YVDJESTM** to register.

DETACH HERE

Written notations on this coupon will NOT be received.
To ensure proper credit, include coupon with payment.

PREBIL (10/16) Copyright 2018 IPFS Corporation

NAVITAS UTILITY CORPORATION
3186D AIRWAY AVENUE
COSTA MESA, CA 92626

For any overnight or priority delivery, please mail to:
IPFS CORPORATION
1055 BROADWAY
11TH FLOOR
KANSAS CITY, MO 64105

Make payments, view account information or register for eForms at ipfs.com.
First time users please use access code **YVDJESTM** to register.

For questions, please call (800)247-6129

MAKE CHECK PAYABLE AND REMIT TO:
IPFS CORPORATION
P.O. BOX 730223
DALLAS, TX 75373-0223

PAYMENT COUPON

PAYMENT NO.	ACCOUNT NUMBER	DUE DATE
11	**TXH-665159**	06/01/18

PAYMENT DUE:	$5,026.93
OUTSTANDING FEES DUE:	$0.00
PAST DUE AMOUNT:	$0.00
PAYMENT DUE	**$5,026.93**
IF RECEIVED AFTER 06/11/18	
A LATE FEE WILL APPLY	$251.35
PLEASE PAY THIS AMOUNT	$5,278.28

017020 1/1

TXH06651594 00005278282

2:09 PM
04/29/19

Navitas Utility Corporation
Bills for American Interstate Insurance Company
January through December 2018

Type	Num	Date	Due Date	Aging	Amount	Open Balance
Jan - Dec 18						
Bill	181231	12/31/2018	01/10/2019		1,254.00	
Bill	181130	11/30/2018	12/10/2018		1,157.00	
Bill	181031	10/31/2018	11/10/2018		1,148.00	
Bill	180930	09/30/2018	10/10/2018		1,247.00	
Bill	180831	08/31/2018	09/10/2018		1,820.00	
Bill	180731	07/31/2018	08/10/2018		1,842.83	
Bill	180630	06/30/2018	07/10/2018		1,272.90	
Bill	180531	05/31/2018	05/31/2018		1,897.11	
Bill	180430	04/30/2018	04/30/2018		1,326.02	
Bill	180410	04/10/2018	05/10/2018		320.00	
Bill	180401	04/01/2018	05/01/2018		1,360.96	
Bill	180301	03/01/2018	03/10/2018		1,525.25	
Bill	180201	02/01/2018	02/10/2018		1,366.81	
Bill	180101	01/01/2018	01/10/2018		1,955.26	
Jan - Dec 18					**19,493.14**	**0.00**

Navitas Utility Corporation
Bills for American Interstate Insurance Company
January through December 2019

Type	Num	Date	Due Date	Aging	Amount	Open Balance
Jan - Dec 19						
Bill	19043...	04/30/2019	05/10/2019	235	1,000.00	1,000.00
Bill	190331	03/31/2019	04/10/2019		997.00	
Bill	2018 ...	03/01/2019	03/11/2019		359.00	
Bill	190228	02/28/2019	03/10/2019		1,065.00	
Bill	2018 ...	02/01/2019	02/11/2019		355.00	
Bill	190131	01/31/2019	02/10/2019		1,064.00	
Bill	2018 ...	01/01/2019	01/11/2019		355.00	
Jan - Dec 19					**5,195.00**	**1,000.00**

Navitas Utility Corporation
Bills for AFCO
January through December 2018

Type	Num	Date	Due Date	Aging	Amount	Open Balance
Jan - Dec 18						
Bill	180419	04/13/2018	05/09/2018		828.33	
Bill	180319	03/15/2018	04/09/2018		884.74	
Bill	180219	02/12/2018	03/09/2018		828.33	
Bill	180123	01/15/2018	02/09/2018		828.33	
Jan - Dec 18					**3,369.73**	**0.00**

Navitas Utility Corporation
Bills for BXS Insurance Services, Inc.
January through December 2018

Type	Num	Date	Due Date	Aging	Amount	Open Balance
Jan - Dec 18						
Bill	07/18-...	07/01/2018	08/01/2018		63,279.86	IPFS
Jan - Dec 18					**63,279.86**	**0.00**

Navitas Utility Corporation
Bills for American Interstate Insurance Company
January 1 through April 29, 2019

Type	Num	Date	Due Date	Aging	Amount	Open Balance
Jan 1 - Apr 29, 19						
Bill	190331	03/31/2019	04/10/2019		997.00	
Bill	2018 ...	03/01/2019	03/11/2019		359.00	
Bill	190228	02/28/2019	03/10/2019		1,065.00	
Bill	2018 ...	02/01/2019	02/11/2019		355.00	
Bill	190131	01/31/2019	02/10/2019		1,064.00	
Bill	2018 ...	01/01/2019	01/11/2019		355.00	
Jan 1 - Apr 29, 19					**4,195.00**	**0.00**

Navitas Utility Corporation
Bills for Liberty Mutual Insurance
January through December 2018

Type	Num	Date	Due Date	Aging	Amount	Open Balance
Jan - Dec 18						
Bill	181212	12/12/2018	12/12/2018		4,507.69	
Bill	181112	11/12/2018	11/12/2018		4,507.69	
Bill	181012	10/12/2018	11/11/2018		4,292.69	
Bill	180912	09/12/2018	10/12/2018		4,292.69	
Bill	180814	08/14/2018	09/13/2018		4,097.69	
Bill	180712	07/12/2018	08/11/2018		4,097.69	
Bill	180612	06/12/2018	07/12/2018		4,206.94	
Bill	180507	05/07/2018	06/06/2018		4,283.16	
Bill	180417	04/12/2018	05/01/2018		4,550.16	
Bill	180319	03/13/2018	04/01/2018		4,550.16	
Bill	180220	02/13/2018	03/04/2018		3,826.66	
Bill	180118	01/12/2018	01/31/2018		3,826.66	
Jan - Dec 18					**51,039.88**	**0.00**

Navitas Utility Corporation
Bills for Liberty Mutual Insurance
January 1 through April 29, 2019

Type	Num	Date	Due Date	Aging	Amount	Open Balance
Jan 1 - Apr 29, 19						
Bill	190416	04/16/2019	04/16/2019		4,520.69	
Bill	190312	03/12/2019	03/12/2019		4,887.69	
Bill	190212	02/12/2019	02/12/2019		4,507.69	
Bill	190114	01/14/2019	01/14/2019		4,507.69	
Jan 1 - Apr 29, 19					**18,423.76**	**0.00**

COMMERCIAL GENERAL LIABILITY COVERAGE PART DECLARATIONS

☒ OCCURRENCE ☐ CLAIMS MADE

1. **POLICY NO.** LHA111689 **EFFECTIVE DATE** 7/1/2018

2. **NAMED INSURED** Navitas Utility Corporation **RENEWAL OF** LHA111211

3. **LIMITS OF INSURANCE**

General Aggregate Limit (Other Than Products - Completed Operations)	$	2,000,000	
Products Completed Operations Aggregate Limit	$	2,000,000	
Personal & Advertising Injury Limit	$	1,000,000	
Each Occurrence Limit	$	1,000,000	
Damage to Premises Rented to You Limit	$	N/A	Any One Premises
Medical Expense Limit	$	N/A	Any One Person

RETROACTIVE DATE (CG 00 02 ONLY)

Retroactive Date: (Enter Date or "None" if no Retroactive Date applies.)

LOCATION OF ALL PREMISES YOU OWN, RENT OR OCCUPY

ON FILE WITH COMPANY

CLASSIFICATION	CODE NO.	PREMIUM BASIS	RATE	ADVANCE PREMIUM PR/CO	ADVANCE PREMIUM ALL OTHER
All Operations rated as:					
See Composite Rate - RSG 14008					
			TOTAL	$	$

4. **FORMS / ENDORSEMENTS APPLICABLE:**

SEE SCHEDULE OF POLICY ATTACHMENTS AND FORMS ▶

Deposit Premium	$ 20,131.00
TOTAL ADVANCE PREMIUM FOR THIS COVERAGE PART	$ 20,131.00

5. **FORM OF BUSINESS:** ☐ Individual ☐ Joint Venture ☐ Partnership ☒ Corporation ☐ Other

THESE DECLARATIONS, WHEN COMBINED WITH THE COMMON POLICY DECLARATIONS, THE COMMON POLICY CONDITIONS, COVERAGE FORM(S) AND ENDORSEMENTS, IF ANY, ISSUED TO FORM A PART THEREOF COMPLETE THE CONTRACT OF INSURANCE.

Includes copyrighted material of Insurance Services Office, Inc., with its permission.
Copyright, Insurance Services, Inc., 1984.

COMMON POLICY DECLARATIONS

THIS POLICY IS ISSUED BY THE COMPANY NAMED BELOW

COMPANY NAME: Landmark American Insurance Company

BRANCH ADDRESS: EXECUTIVE OFFICES:
945 EAST PACES FERRY ROAD, SUITE 1800, ATLANTA, GA 30326-1160

POLICY NO. LHA111689 **RENEWAL OF** LHA111211

NAMED INSURED AND MAILING ADDRESS: **PRODUCER:**

Navitas Utility Corporation
c/o Thomas Hartline
3186D Airway Avenue
Costa Mesa, CA 92626

"THIS CONTRACT IS NOT SUBJECT TO THE PROTECTION OF THE GUARANTY ASSOCIATION IN THE EVENT OF LIQUIDATION OR RECEIVERSHIP"

POLICY PERIOD: From 7/1/2018 to 7/1/2019 12:01 A.M. Standard Time at your Mailing Address above.

IN RETURN FOR THE PAYMENT OF THE PREMIUM, AND SUBJECT TO ALL THE TERMS OF THIS POLICY, WE AGREE WITH YOU TO PROVIDE THE INSURANCE AS STATED IN THIS POLICY.

THIS POLICY CONSISTS OF THE FOLLOWING COVERAGE PARTS FOR WHICH A PREMIUM IS INDICATED. THIS PREMIUM MAY BE SUBJECT TO ADJUSTMENT.

	COVERAGE PARTS	PREMIUM
☑	Commercial General Liability	$ 20,131.00
☐	Commercial Farm	$
☐		$

Audit Period: Annual

Premium	$20,131.00
SL Tax	$1,222.86
Brkg Fee	$250.00
Total:	$21,603.86

Deposit Premium	$	20,131.00
Minimum Premium	$	20,131.00
TOTAL Policy Premium	$	20,131.00

FORMS APPLICABLE TO ALL COVERAGE PARTS:

SEE SCHEDULE OF POLICY ATTACHMENTS AND FORMS

BUSINESS DESCRIPTION: NATURAL GAS UTILITY PROVIDER

THESE DECLARATIONS TOGETHER WITH THE COMMON POLICY CONDITIONS, COVERAGE PART DECLARATIONS, COVERAGE FORM(S) AND ENDORSEMENTS, IF ANY, ISSUED TO FORM A PART THEREOF, COMPLETE THE CONTRACT OF INSURANCE.

Countersigned: _____ By: Philip Coletti
Date July 19, 2018 Authorized Representative

RSG 10006 1117

Includes copyrighted material of Insurance Services Office, Inc., with its permission.
Copyright, Insurance Services, Inc., 1984.

5 E. Paces Ferry Rd.
te 1800
.danta, GA 30326

COMMERCIAL EXCESS LIABILITY POLICY DECLARATIONS

THIS POLICY IS ISSUED BY THE COMPANY DESIGNATED BELOW:

COMPANY NAME RSUI Indemnity Company
(A New Hampshire Stock Co.)

POLICY NUMBER: NHA083424
NEW: ☐
RENEWAL OF: NHA079941

PRODUCER CODE NO: _____

PRODUCER'S NAME AND ADDRESS

ITEM 1 NAMED INSURED AND MAILING ADDRESS

Navitas Utility Corporation
3186D Airway Avenue
Costa Mesa, CA 92626

ITEM 2	**COVERAGE: EXCESS**
ITEM 3	POLICY PERIOD **FROM** 7/1/2018 **TO** 7/1/2019 12:01 A.M. STANDARD TIME AT THE ADDRESS OF THE NAMED INSURED
ITEM 4 LIMITS AND PREMIUM	**LIMITS OF INSURANCE**
	EACH OCCURRENCE: $ 5,000,000 — AGGREGATE WHERE APPLICABLE: $ 5,000,000
	PREMIUM: $19,500.00
	☒ FLAT ☐ AUDITABLE – SEE PREMIUM COMPUTATION ENDORSEMENT
ITEM 5	ENDORSEMENTS ATTACHED: Policy Jacket: RSG 31001 0507, Schedule of Underlying Insurance-RSG 30002 0803

SEE SCHEDULE OF POLICY ATTACHMENTS AND FORMS

Countersigned By

Philip Coletti
Authorized Representative

Date Issued August 01, 2018

COMMERCIAL EXCESS LIABILITY POLICY
DECLARATIONS

POLICY NO. NHA083424

ITEM 6. SCHEDULE OF UNDERLYING INSURANCE

Type of Policy	Insurer	Applicable Limit
GENERAL LIABILITY	LANDMARK AMERICAN INSURANCE COMPANY	$1,000,000 EACH OCCURRENCE $2,000,000 GENERAL AGGREGATE $2,000,000 PRODUCTS/COMPLETED OPS AGG $1,000,000 PERSONAL/ADVERTISING INJURY
AUTO LIABILITY	WEST AMERICAN INSURANCE COMPANY	$1,000,000 COMBINED SINGLE LIMIT

Allianz

Allianz Global Corporate & Specialty®

COMMERCIAL OUTPUT POLICY DECLARATIONS

The Company issuing this policy is indicated by the Company Code (first letter or number) in the POLICY NUMBER, as follows:
A STOCK COMPANY

054 - AGCS Marine Insurance Company

AGCS Marine Insurance Company
225 W. Washington St., Suite 1800
Chicago, IL 60606

POLICY NUMBER

Co. Code	Prefix	Number
054		MXI93080874

RENEWAL OF POLICY NUMBER
MXI93050550

Producer Code: **S-00090673**
Producer or Agent Name
BXS INSURANCE, INC.
Address:
3355 W ALABAMA, SUITE 850
HOUSTON, TX 77098

Named Insured: **NAVITAS UTILITY CORPORATION**

(AS PER ENDORSEMENT 001)

Mailing Address: **3186D AIRWAY AVENUE**
COSTA MESA, CA 92626

Policy Period: **From: 07/01/2018** **To: 07/01/2019** **at 12:01 A.M. Standard Time at your mailing address shown above.**

The Named Insured is a(n) CORPORATION

Business or Operations of the Named Insured: OFFICE LOCATIONS FOR UTILITY PROVIDER

In return for payment of the premium and subject to all the terms of this policy, we agree with you to provide the insurance as stated in the policy.

COVERAGE FORMS AND CORRESPONDING ENDORSEMENTS ATTACHED AT INCEPTION:
8601CA 01 10, 97 01 10, 99 01 18, CE 4200DEC 04 16, CE 4210 04 16, CL 0162CA 08 06, CL 0620 01 15, CL 0700 10 06, CL 100CA Ed. 2.0, CL 9603PHNCA 01 10, CO 0413CA 08 06, CO 1079 11 03, CO 1295 11 03, COP 100CA Ed. 2.0, COP 101CA Ed. 2.0, COP 102CA Ed. 2.0, COP 2000DEC 01 10, COP 226CA Ed. 2.0, COP 227CA Ed. 2.0, COP 232CA Ed. 2.0, COP 261 Ed. 1.0, COR 2067 03 18, COV SH 07 09, EDP 6200DEC 05 11, EDP 6210 05 11, IM 8000 04 16, IM 8002 01 10, IM 8003 01 10, IM 8013 06 10, IM CUSTOM 1 10 04, IM CUSTOM 2 10 04, IM CUSTOM 3 10 04, IM TOC 01 10, NIM 1050 02 16, OFAC 1005PHN 11 11, TRANS DEC 01 05

PREMIUM SUMMARY:

Estimated Annual Premium	**$ 22,176 Including Minimum Earned Premium**
Premium Due at Inception	**$ 22,176**

☐ **Terrorism Risk Insurance Act - Certified Acts Coverage - Covered $**
☒ **Terrorism Risk Insurance Act – Certified Acts Coverage - Not Covered $ 0**

© 2010, AGCS Marine Insurance Company, Chicago, IL. All rights reserved.

BUILDING PROPERTY AND BUSINESS PERSONAL PROPERTY COVERAGES

☐ Property Covered at any one location $ _____

☒ Refer to Scheduled Locations Endorsement

☒ Replacement Cost applies

TIME ELEMENT COVERAGES

☐ Blanket Total Income Coverage Limits $ _____

☐ Extra Expense Coverage $ _____

☒ Refer to Schedule of Locations Endorsement

INCOME COVERAGE OPTIONS (check one)

Period of Loss Extension

Total Days

☐ Earnings, rents and extra expense

☒ Earnings and extra expense

☐ Rents and extra expense

DEDUCTIBLE AMOUNT $1,000; Except $2,500 Extra Expense

OTHER

MORTGAGE HOLDER NAME AND ADDRESS

As per Endorsement 003

LOCATION

As per Endorsement 003

IN WITNESS WHEREOF, the Company has caused this policy to be signed by its President and Secretary.

Julie A. Dann

Secretary

William Schaffer

President

 © 2010, AGCS Marine Insurance Company, Chicago, IL. All rights reserved.

Liberty Mutual. INSURANCE

Coverage Is Provided In:
West American Insurance Company

175 Berkeley St., Boston, MA 02116

Policy Number:
BAW (19) 57 86 88 78
Policy Period:
From 07/01/2018 To 07/01/201
12:01 am Standard Time
at Insured Mailing Location

Common Policy Declarations

Named Insured & Mailing Address	**Agent Mailing Address & Phone No.**
NAVITAS UTILITY CORPORATION NA VIT AS ASSETS LLC 3186 Airway Ave Ste D Costa Mesa, CA 92626	(713) 622-2330 BXS INSURANCE, INC PO BOX 27469 HOUSTON, TX 77227-7469

Named Insured Is: CORPORATION

Named Insured Business Is: NATURAL GAS UTILITY SERVING RURAL OKLAHOMA

In return for the payment of the premium, and subject to all the terms of this policy, we agree with you to provide the insurance as stated in this policy.

SUMMARY OF COVERAGE PARTS AND CHARGES

This policy consists of this Common Policy Declarations page, Common Policy Conditions, Coverage Parts (which consist of coverage forms and other applicable forms and endorsements, if any, issued to form a part of them) and any other forms and endorsements issued to be part of this policy.

COVERAGE PART	**CHARGES**
Business Auto	$51,595.00

Total Charges for all of the above coverage parts: ***$51,595.0(***
Terrorism Coverage: ***$257.00*** ***(Included)***

Note: This is not a bill

IMPORTANT MESSAGES

Issue Date 06/05/18

Authorized Representative

To report a claim, call your Agent or 1-800-362-0000

DS 70 21 11 16

Liberty Mutual. INSURANCE

Coverage Is Provided In:
West American Insurance Company

175 Berkeley St., Boston, MA 02116

Policy Number:
BAW (19) 57 86 88 78
Policy Period:
From 07/01/2018 To 07/01/2019
12:01 am Standard Time
at Insured Mailing Locatio

Common Policy Declarations

Named Insured	Agent
NAVITAS UTILITY CORPORATION NAVITAS ASSETS LLC	(713) 622-2330 BXS INSURANCE, INC

OTHER NAMED INSUREDS

See Named Insured Endorsement DS8804

POLICY FORMS AND ENDORSEMENTS

This section lists all the Forms and Endorsements for your policy. Refer to these documents as needed for detailed information concerning your coverage.

FORM NUMBER	TITLE	STATE(S) Applicable
AC 00 31 01 14	Changes In Your Policy	CA TN
AC 21 18 11 17	Tennessee Uninsured Motorists Coverage	[illegible]
AC 23 06 11 16	Public or Livery Passenger Conveyance and On - Demand Delivery Services Exclusion	[illegible]
AC 31 04 11 15	Oklahoma Uninsured Motorists Coverage - Non-Stacked	OK
AC 84 70 05 15	Punitive or Exemplary Damages Exclusion - CA	CA
CA 00 01 03 06	Business Auto Coverage Form	CA TN OK
CA 01 32 03 94	Oklahoma Changes	OK
CA 01 43 05 17	California Changes	CA
CA 01 46 07 01	Tennessee Changes	TN
CA 04 24 04 06	California Medical Payments	CA
CA 21 54 09 09	California Uninsured Motorists Coverage - Bodily Injury	CA
CA 23 45 11 16	Public or Livery Passenger Conveyance and On - Demand Delivery Services Exclusion	TN
CA 85 47 12 93	Temporary Substitute Auto - Physical Damage Insurance	CA TN OK
CA 85 53 12 93	Recreational Trailers and Boat Trailers	CA TN OK

In witness whereof, we have caused this policy to be signed by our authorized officers.

Mark Touhey
Secretary

Paul Condrin
President

To report a claim, call your Agent or 1-800-362-0000

Liberty Mutual. INSURANCE

Coverage Is Provided In:
West American Insurance Company

175 Berkeley St., Boston, MA 02116

Policy Number:
BAW (19) 57 86 88 78
Policy Period:
From 07/01/2018 To 07/01/2019
12:01 am Standard Time
at Insured Mailing Location

Common Policy Declarations

Named Insured & Mailing Address	**Agent Mailing Address & Phone No.**
NAVITAS UTILITY CORPORATION NAVITAS ASSETS LLC 3186 Airway Ave Ste D Costa Mesa, CA 92626	(713) 622-2330 BXS INSURANCE, INC PO BOX 27469 HOUSTON, TX 77227-7469

Named Insured Is: CORPORATION

Named Insured Business Is: NATURAL GAS UTILITY SERVING RURAL OKLAHOMA

In return for the payment of the premium, and subject to all the terms of this policy, we agree with you to provide the insurance as stated in this policy.

SUMMARY OF COVERAGE PARTS AND CHARGES

This policy consists of this Common Policy Declarations page, Common Policy Conditions, Coverage Parts (which consist of coverage forms and other applicable forms and endorsements, if any, issued to form a part of them) and any other forms and endorsements issued to be part of this policy.

COVERAGE PART	CHARGES
Business Auto	$49,506.00

Total Charges for all of the above coverage parts: $49,506.00
Terrorism Coverage: $246.00 (Included)

Note: This is not a bill

IMPORTANT MESSAGES

OTHER NAMED INSUREDS

FT COBB FUEL AUTHORITY LLC

NAVITAS OK3 LLC

Issue Date 06/26/18

Authorized Representative

To report a claim, call your Agent or 1-800-362-0000

DS 70 21 11 16

Liberty Mutual. INSURANCE

Coverage Is Provided In:
West American Insurance Company

175 Berkeley St., Boston, MA 02116

Policy Change Endorsement

Policy Number:
BAW (19) 57 86 88 78
Policy Period:
From 07/01/2018 To 07/01/2019
Endorsement Period:
From 07/01/2018 to 07/01/2
12:01 am Standard Time
at Insured Mailing Location

Named Insured & Mailing Address

NAVITAS UTILITY CORPORATION
NAVITAS ASSETS LLC
3186 Airway Ave Ste D

Costa Mesa, CA 92626

Agent Mailing Address & Phone No.

(713) 622-2330
BXS INSURANCE, INC
PO BOX 27469
HOUSTON, TX 77227-7469

CHANGES TO POLICY - TRANSACTION # 2

This Policy Change Endorsement Results In A Change In The Charges As Follows:

Return Premium	$2,089.00
Total Return Charges	*$2,089.00*
Terrorism Coverage:	*(Included)*

Note: This is not a bill

Description of Change(s)

Limits/Exposures

Added Veh's: '10 Belshe Trailer #5463 and '18 Ford #5035 -- Deleted 2 Vehicles: #2871 and #2873

See The Revised Declarations and Declarations Schedule

Issue Date 06/26/18

Authorized Representative

To report a claim, call your Agent or 1-800-362-0000

DS 70 27 01 08

Memorandum

Date: July 11, 2016

To: All Employees

From: Thomas

RE: Defined Skills

Defined skills

Within each position, certain skills will be defined. The achievement of a skill will carry with it a specific and immediate increase in pay (i.e. – The Construction position may have as a defined skill a certified welding certificate, the achievement of which would lead to a $0.25 increase in hourly pay.). The company will reimburse the employee for the cost of training classes associated with a defined skill.

Structuring of these skill sets is an ongoing process and management welcomes employee input in the creation and adjustment of the definitions.

List of skills

Attached is the revised list for the defined skills advancement program. From time to time management may elect to change the list or add additional skills. Employees are encouraged to suggest potential additional skill sets.

Eligibility

Hourly employees that work 40 hours or more per week are eligible to participate in the defined skills program. A maximum of seven defined skills are eligible for compensation at a rate of $0.25 per hour each. A maximum of one defined skill may be added per quarter. Employees may add five skills from their assigned area and two from another area.

An employee permanently reassigned from one work classification area to another (i.e. – moved from Construction to Field) will be eligible to earn and submit seven compensated skills within their new area, regardless of whether they had previously earned them while in their prior assignment(s). Out of area skills are not allowed.

Implementation

Employees seeking compensation adjustment for a defined skill must submit a short (one page) request. The request should include the employee's name, the skill being sought for approval, any certifications (i.e. – school completion certificates), a brief discussion of the skill and how it improves their work, and their supervisor's approval.

memorandum

Date: December 7, 2009

To: All Employees

From: Thomas

RE: New customer bonus clarification

I am taking this opportunity to clarify some aspects of the Navitas new customer bonus plan. A number of you have received a bonus this past year and a number more are eligible.

1. The goal of the program is for the field service persons to solicit new business in their area, especially commercial business.

2. The bonus is $100 per new service line. For example, a property developed with a house and a barn that are separately metered only counts as one service line.

3. The service must be new and must be sourced in the field. Therefore the property has never been on gas before, with the exception of irrigation services that have been offline for at least two-years. A new service that is initiated by the customer through the office is not eligible. New subdivisions will be reviewed on a case by case basis.

4. Requests for bonus must be turned within three-months of the service installation. This allows the company to better manage cash flow. (Note – an exception will be made for 2009)

5. Other notes – If the company feels the program is being abused it will be discontinued. The field service persons will want to consider acknowledging the assistance they receive from the customer service people in getting the new service set-up.

Type	(All)	New Customer Sign Up Bonus	Item 38

Sum of Debit	Column Labels												
	2018						2018 Total	2019				2019 Total	Grand Total
	Qtr1	Qtr1 Total	Qtr2	Qtr2 Total	Qtr4	Qtr4 Total		Qtr1	Qtr1 Total	Qtr2	Qtr2 Total		
Row Labels	Jan		Apr		Dec			Feb		Jun			
5100 DG			100.00	100.00	100.00	100.00	200.00	100.00	100.00	100.00	100.00	200.00	400.00
5100 JG			100.00	100.00			100.00						100.00
5100 TP					100.00	100.00	100.00						100.00
5100 WS	100.00	100.00					100.00						100.00
Grand Total	**100.00**	**100.00**	**200.00**	**200.00**	**200.00**	**200.00**	**500.00**	**100.00**	**100.00**	**100.00**	**100.00**	**200.00**	**700.00**

ITEM 38 (NEW CUSTOMER BONUS)

Accounting reports for advertising activities by TN NG

Sum of Debit	Column Labels					
	2018 Qtr2	Q Qtr3	2018 Total Qtr3 Total	Grand Total		
Row Labels	Jun	Jul			2019 Forecast	
Oklahoma Press Service	7,360.20		7,360.20		7,270.00	based on received quote
Tennessee Press Service, Inc.		703.06	703.06		710.00	
Grand Total	**7,360.20**	**703.06**	**8,063.26**		7,980.00	

Tennessee Press Service, Inc.
Your Print & Digital Connection
Representing Tennessee Newspapers
412 N. Cedar Bluff Rd., Suite 403
Knoxville, TN 37923-

Invoice

Invoice Date 7/10/2018
PO Number
Order D18.7962

Agency Navitas Utility Corporation
3186-D Airway Ave.
Costa Mesa, CA 92626-

Client Navitas Utility Corporation

Reps Direct Earl Goodman

Newspaper

Caption	Run Date	Ad Size	Rate	Rate Name	Color	Disc.	Total
Byrdstown - Pickett County Press							
What You Should Know About Natural Gas Distribution Systems	06/28/2018	4 x 5.5	$5.00	ROP National	$0.00	0.0000%	$110.00
Jamestown - Fentress Courier							
What You Should Know About Natural Gas Distribution Systems	06/27/2018	4 x 5.5	$6.50	ROP National	$0.00	0.0000%	$143.00
LaFollette - LaFollette Press							
What You Should Know About Natural Gas Distribution Systems	06/28/2018	4 x 5.5	$15.29	ROP National	$16.00	0.0000%	$352.38
xKY - Albany Clinton County News							
What You Should Know About Natural Gas Distribution Systems	06/28/2018	4 x 5.5	$4.44	ROP National	$0.00	0.0000%	$97.68

Total Advertising	$703.06
Discounts	$0.00
Tax: USA	$0.00
Total Invoice	$703.06
Payments	$0.00
Adjustments	$0.00
Balance Due	$703.06

PLEASE REMIT PAYMENT TO: Tennessee Press Service, P O Box 31346, Clarksville, TN 37040
We appreciate your business! TERMS: Due Net 30 Days

Ad-Vantage ™ version 7.64 by Customware, Inc. Copyright 2001-2015

Your Newspaper Experts for more than 103 years!
OKLAHOMA PRESS
www.OkPress.com

Oklahoma Press Service

3601 North Lincoln Blvd.
Oklahoma City,OK 73105-
Voice (405) 499-0020 Fax (405) 499-0048

Advertising Quote

Order TEMP_NN0
Contact
Agency Navitas Utility Corporation
121 Eakly Campus Rd
Eakly, OK 73033-

Client Name Navitas Utility Corporation
PO Number Natural Gas Leak
Position MN FF RH **Sales Rep 1** Landon Cobb
Copy download from www.okpress.com **Sales Rep 2**

Newspaper / Run Date	Ad Size	Rate Name / Color Rate Name	Rate / Color Rate	Total	Circulation
OK-Ponca City News		**Publ. Day:** Su,M,Tu,W,Th,F	**# Columns:** 6	**Page Depth:** 21.5000	
06/27/2018	5 X 9	1 National	$13.00		
			$0.00	$585.00	5,275
Caption:	A Public Service Message From Your Natural Gas Provider				
OK-Sayre -Beckham County Record		**Publ. Day:** W	**# Columns:** 6	**Page Depth:** 21.0000	
06/27/2018	5 X 9	1 National	$5.00		
			$0.00	$225.00	1,847
Caption:	A Public Service Message From Your Natural Gas Provider				
OK-Stigler News-Sentinel		**Publ. Day:** Th	**# Columns:** 6	**Page Depth:** 21.0000	
06/28/2018	5 X 9	1 National	$6.96		
			$0.00	$313.20	2,774
Caption:	A Public Service Message From Your Natural Gas Provider				
OK-Wetumka - Hughes County Times		**Publ. Day:** Th	**# Columns:** 5	**Page Depth:** 21.0000	
06/28/2018	5 X 9	1 National	$5.00		
			$0.00	$225.00	954
Caption:	A Public Service Message From Your Natural Gas Provider				
Red River Sun		**Publ. Day:** W	**# Columns:** 0	**Page Depth:** 0.0000	
06/27/2018	5 X 9	1 National	$15.00		
			$0.00	$675.00	0
Caption:	A Public Service Message From Your Natural Gas Provider				
	Number of Newspapers 17		**Totals**	$7,360.20	41,356
			Discounts	$0.00	
			Total Misc.	$0.00	
			Tax: USA	$0.00	
			Net	$7,360.20	

Accepted by_____date_____

Ad-Vantage™ version 7.64 by Customware, Inc. Copyright 2001-2015

Your Newspaper Experts for more than 100 years!
OKLAHOMA PRESS
www.OkPress.com

Oklahoma Press Service

3601 North Lincoln Blvd.
Oklahoma City,OK 73105-
Voice (405) 499-0020 Fax (405) 499-0048

Advertising Quote

Order TEMP_NN0
Contact
Agency Navitas Utility Corporation
121 Eakly Campus Rd
Eakly, OK 73033-

Client Name Navitas Utility Corporation
PO Number Natural Gas Leak
Position MN FF RH **Sales Rep 1** Landon Cobb
Copy download from www.okpress.com **Sales Rep 2**

Newspaper / Run Date	Ad Size	Rate Name / Color Rate Name	Rate / Color Rate	Total	Circulation
OK-GUTHRIE NEWS LEADER		**Publ. Day:** Tu,Sa	**# Columns:** 6	**Page Depth:** 21.5000	
06/26/2018	5 X 9	1 National	$10.00		
			$0.00	$450.00	997
Caption:	A Public Service Message From Your Natural Gas Provider				
OK-MANGUM STAR-NEWS		**Publ. Day:** Th	**# Columns:** 6	**Page Depth:** 21.0000	
06/28/2018	5 X 9	1 National	$4.65		
			$0.00	$209.25	1,424
Caption:	A Public Service Message From Your Natural Gas Provider				
OK-MARIETTA MONITOR		**Publ. Day:** F	**# Columns:** 6	**Page Depth:** 21.0000	
06/29/2018	5 X 9	1 National	$4.50		
			$0.00	$202.50	2,299
Caption:	A Public Service Message From Your Natural Gas Provider				
OK-MCALESTER NEWS-CAP		**Publ. Day:** Tu,W,Th,F,Sa	**# Columns:** 6	**Page Depth:** 21.5000	
06/27/2018	5 X 9	1 National	$17.75		
			$0.00	$798.75	3,909
Caption:	A Public Service Message From Your Natural Gas Provider				
OK-NOWATA STAR		**Publ. Day:** W	**# Columns:** 6	**Page Depth:** 21.5000	
06/27/2018	5 X 9	1 National	$9.03		
			$0.00	$406.35	3,410
Caption:	A Public Service Message From Your Natural Gas Provider				
OK-PAWHUSKA JOURNAL-CAPITAL		**Publ. Day:** W	**# Columns:** 6	**Page Depth:** 20.0000	
06/27/2018	5 X 9	1 National	$3.87		
			$0.00	$174.15	579
Caption:	A Public Service Message From Your Natural Gas Provider				

Accepted by_____date_____

Ad-Vantage™ version 7.64 by Customware, Inc. Copyright 2001-2015 Registered To: Oklahoma Press Association

OKLAHOMA PRESS
www.OkPress.com

Oklahoma Press Service

3601 North Lincoln Blvd.
Oklahoma City,OK 73105-
Voice (405) 499-0020 Fax (405) 499-0048

Advertising Quote

Order TEMP_NN0
Contact
Agency Navitas Utility Corporation
121 Eakly Campus Rd
Eakly, OK 73033-

Client Name Navitas Utility Corporation
PO Number Natural Gas Leak
Position MN FF RH **Sales Rep 1** Landon Cobb
Copy download from www.okpress.com **Sales Rep 2**

Newspaper / Run Date	Ad Size	Rate Name / Color Rate Name	Rate / Color Rate	Total	Circulation
OK-Altus Times		**Publ. Day:** W,Sa	**# Columns:** 6	**Page Depth:** 21.0000	
06/27/2018	5 X 9	1 National	$13.95		
			$0.00	$627.75	0
Caption:	A Public Service Message From Your Natural Gas Provider				
OK-BARTLESVILLE EXAM. ENTER.		**Publ. Day:** Su,Tu,W,Th,F	**# Columns:** 6	**Page Depth:** 20.0000	
06/27/2018	5 X 9	1 National	$23.60		
			$0.00	$1,062.00	5,572
Caption:	A Public Service Message From Your Natural Gas Provider				
OK-CLEVELAND AMERICAN		**Publ. Day:** W	**# Columns:** 6	**Page Depth:** 21.0000	
06/27/2018	5 X 9	1 National	$7.00		
			$0.00	$315.00	1,591
Caption:	A Public Service Message From Your Natural Gas Provider				
OK-DUNCAN BANNER		**Publ. Day:** Su,Tu,W,Th,F	**# Columns:** 6	**Page Depth:** 21.0000	
06/27/2018	5 X 9	1 National	$14.45		
			$0.00	$650.25	9,000
Caption:	A Public Service Message From Your Natural Gas Provider				
OK-EAKLY COUNTRY CONNECTION		**Publ. Day:** Tu	**# Columns:** 6	**Page Depth:** 21.0000	
06/26/2018	5 X 9	1 National	$5.20		
			$0.00	$234.00	1,391
Caption:	A Public Service Message From Your Natural Gas Provider				
OK-GEARY STAR		**Publ. Day:** Th	**# Columns:** 6	**Page Depth:** 21.0000	
06/28/2018	5 X 9	1 National	$4.60		
			$0.00	$207.00	334
Caption:	A Public Service Message From Your Natural Gas Provider				

Accepted by_____date_____

AdVantage™ version 7.54 by Customware, Inc. Copyright 2001-2015 Registered To: Oklahoma Press Association

Your Newspaper Experts for more than 105 Years!
OKLAHOMA PRESS
www.OkPress.com

Oklahoma Press Service

3601 North Lincoln Blvd.
Oklahoma City,OK 73105-
Voice (405) 499-0020 Fax (405) 499-0048

Advertising Quote

Order TEMP_NN0
Contact
Agency Navitas Utility Corporation
121 Eakly Campus Rd
Eakly, OK 73033-

Client Name Navitas Utility Corporation
PO Number Natural Gas Leak
Position MN FF RH
Copy download from www.okpress.com

Sales Rep 1 Landon Cobb
Sales Rep 2

Newspaper / Run Date	Ad Size / Physical Ad Size	Rate Name / Color Rate Name	Rate / Color Rate	Total	Circulation
OK-Ponca City News		**Publ. Day:** Tu,W,Th,F,Sa	**# Columns:** 6	**Page Depth:** 21.0000	
07/03/2019	5 X 9	1 National	$13.00		
	(9.5" X 9")		$0.00	$585.00	5,295
Caption:	A Public Service Message From Your Natural Gas Provider				
OK-Sayre -Beckham County Record		**Publ. Day:** W	**# Columns:** 6	**Page Depth:** 21.5000	
07/03/2019	5 X 9	1 National	$5.00		
	(9.5" X 9")		$0.00	$225.00	2,400
Caption:	A Public Service Message From Your Natural Gas Provider				
OK-Stigler News-Sentinel		**Publ. Day:** Th	**# Columns:** 6	**Page Depth:** 21.0000	
07/04/2019	5 X 9	1 National	$6.96		
	(7.83" X 9")		$0.00	$313.20	3,860
Caption:	A Public Service Message From Your Natural Gas Provider				
OK-Wetumka - Hughes County Tribune		**Publ. Day:** Th	**# Columns:** 5	**Page Depth:** 21.0000	
07/04/2019	5 X 9	1 National	$5.00		
	(7.83" X 9")		$0.00	$225.00	986
Caption:	A Public Service Message From Your Natural Gas Provider				
Red River Sun		**Publ. Day:** W	**# Columns:** 0	**Page Depth:** 0.0000	
07/03/2019	5 X 9	1 National	$15.00		
	(0" X 9")		$0.00	$675.00	0
Caption:	A Public Service Message From Your Natural Gas Provider				
	Number of Newspapers 17		**Totals**	$7,270.20	42,558
			Discounts	$0.00	
			Total Misc.	$0.00	
			Tax: USA	$0.00	
			Net	$7,270.20	

Accepted by_____date_____

Ad-Vantage™ version 7.64 by Customware, Inc. Copyright 2001-2015

Oklahoma Press Service

3801 North Lincoln Blvd.
Oklahoma City,OK 73105-
Voice (405) 499-0020 Fax (405) 499-0048

Advertising Quote

Order TEMP_NN0
Contact
Agency Navitas Utility Corporation
121 Eakly Campus Rd
Eakly, OK 73033-

Client Name Navitas Utility Corporation
PO Number Natural Gas Leak
Position MN FF RH **Sales Rep 1** Landon Cobb
Copy download from www.okpress.com **Sales Rep 2**

Newspaper / Run Date	Ad Size / Physical Ad Size	Rate Name / Color Rate Name	Rate / Color Rate	Total	Circulation
OK-GUTHRIE NEWS LEADER		**Publ. Day:** Tu,Sa	**# Columns:** 6	**Page Depth:** 21.5000	
07/02/2019	5 X 9	1 National	$8.00		
	(7.83" X 9")		$0.00	$360.00	1,122
Caption:	A Public Service Message From Your Natural Gas Provider				
OK-MANGUM STAR-NEWS		**Publ. Day:** Th	**# Columns:** 6	**Page Depth:** 21.0000	
07/04/2019	5 X 9	1 National	$4.65		
	(9.5" X 9")		$0.00	$209.25	1,314
Caption:	A Public Service Message From Your Natural Gas Provider				
OK-MARIETTA MONITOR		**Publ. Day:** F	**# Columns:** 6	**Page Depth:** 21.0000	
07/05/2019	5 X 9	1 National	$4.50		
	(10.33" X 9")		$0.00	$202.50	2,255
Caption:	A Public Service Message From Your Natural Gas Provider				
OK-MCALESTER NEWS-CAP		**Publ. Day:** Tu,W,Th,F,Sa	**# Columns:** 6	**Page Depth:** 21.5000	
07/03/2019	5 X 9	1 National	$17.75		
	(7.83" X 9")		$0.00	$798.75	3,047
Caption:	A Public Service Message From Your Natural Gas Provider				
OK-NOWATA STAR		**Publ. Day:** W	**# Columns:** 6	**Page Depth:** 21.5000	
07/03/2019	5 X 9	1 National	$9.03		
	(8.67" X 9")		$0.00	$406.35	3,437
Caption:	A Public Service Message From Your Natural Gas Provider				
OK-PAWHUSKA JOURNAL-CAPITAL		**Publ. Day:** W	**# Columns:** 6	**Page Depth:** 20.0000	
07/03/2019	5 X 9	1 National	$3.87		
	(8.67" X 9")		$0.00	$174.15	633
Caption:	A Public Service Message From Your Natural Gas Provider				

Accepted by_____date_____

Ad-Vantage™ version 7.64 by Customware, Inc. Copyright 2001-2015 Registered To: Oklahoma Press Association

Your Newspaper Experts for more than 105 Years!
OKLAHOMA PRESS
www.OkPress.com

Oklahoma Press Service

3601 North Lincoln Blvd.
Oklahoma City,OK 73105-
Voice (405) 499-0020 Fax (405) 499-0048

Advertising Quote

Order TEMP_NN0
Contact
Agency Navitas Utility Corporation
121 Eakly Campus Rd
Eakly, OK 73033-

Client Name Navitas Utility Corporation
PO Number Natural Gas Leak
Position MN FF RH
Copy download from www.okpress.com

Sales Rep 1 Landon Cobb
Sales Rep 2

Newspaper / Run Date	Ad Size / Physical Ad Size	Rate Name / Color Rate Name	Rate / Color Rate	Total	Circulation
OK-Altus Times		**Publ. Day:** W,Sa	**# Columns:** 6	**Page Depth:** 21.0000	
07/03/2019	5 X 9	1 National	$13.95		
	(7.83" X 9")		$0.00	$627.75	1,056
Caption:	A Public Service Message From Your Natural Gas Provider				
OK-BARTLESVILLE EXAM. ENTER.		**Publ. Day:** Su,Tu,W,Th,F	**# Columns:** 6	**Page Depth:** 20.0000	
07/03/2019	5 X 9	1 National	$23.60		
	(8.67" X 9")		$0.00	$1,062.00	4,829
Caption:	A Public Service Message From Your Natural Gas Provider				
OK-CLEVELAND AMERICAN		**Publ. Day:** W	**# Columns:** 6	**Page Depth:** 21.0000	
07/03/2019	5 X 9	1 National	$7.00		
	(9.5" X 9")		$0.00	$315.00	1,574
Caption:	A Public Service Message From Your Natural Gas Provider				
OK-DUNCAN BANNER		**Publ. Day:** Su,Tu,W,Th,F	**# Columns:** 6	**Page Depth:** 21.0000	
07/03/2019	5 X 9	1 National	$14.45		
	(7.83" X 9")		$0.00	$650.25	9,000
Caption:	A Public Service Message From Your Natural Gas Provider				
OK-EAKLY COUNTRY CONNECTION		**Publ. Day:** Tu	**# Columns:** 6	**Page Depth:** 21.0000	
07/02/2019	5 X 9	1 National	$5.20		
	(9.5" X 9")		$0.00	$234.00	1,379
Caption:	A Public Service Message From Your Natural Gas Provider				
OK-GEARY STAR		**Publ. Day:** Th	**# Columns:** 6	**Page Depth:** 21.0000	
07/04/2019	5 X 9	1 National	$4.60		
	(9.5" X 9")		$0.00	$207.00	371
Caption:	A Public Service Message From Your Natural Gas Provider				

Accepted by_____date_____

Ad-Vantage™ version 7.64 by Customware, Inc. Copyright 2001-2015

Sum of Debit	Column Labels			
Row Labels	Fort Cobb Fuel Authority	Navitas Assets LLC	Navitas Utility Corporation	Grand Total
2017	**4,188.00**	**10,404.00**	**28,031.00**	**42,623.00**
Qtr1	**1,047.00**	**2,601.00**	**7,076.00**	**10,724.00**
Jan	349.00	867.00	2,377.00	3,593.00
Feb	349.00	867.00	2,304.00	3,520.00
Mar	349.00	867.00	2,395.00	3,611.00
Qtr2	**1,047.00**	**2,601.00**	**6,590.00**	**10,238.00**
Apr	349.00	867.00	2,161.00	3,377.00
May	349.00	867.00	2,161.00	3,377.00
Jun	349.00	867.00	2,268.00	3,484.00
Qtr3	**1,047.00**	**2,601.00**	**7,391.00**	**11,039.00**
Jul	349.00	867.00	2,159.00	3,375.00
Aug	349.00	867.00	2,843.00	4,059.00
Sep	349.00	867.00	2,389.00	3,605.00
Qtr4	**1,047.00**	**2,601.00**	**6,974.00**	**10,622.00**
Oct	349.00	867.00	2,292.00	3,508.00
Nov	349.00	867.00	2,292.00	3,508.00
Dec	349.00	867.00	2,390.00	3,606.00
2018	**4,728.00**	**10,464.00**	**28,756.00**	**43,948.00**
Qtr1	**1,182.00**	**2,616.00**	**7,304.00**	**11,102.00**
Jan	394.00	872.00	2,484.00	3,750.00
Feb	394.00	872.00	2,442.00	3,708.00
Mar	394.00	872.00	2,378.00	3,644.00
Qtr2	**1,182.00**	**2,616.00**	**7,216.00**	**11,014.00**
Apr	394.00	872.00	2,306.00	3,572.00
May	394.00	872.00	2,437.00	3,703.00
Jun	394.00	872.00	2,473.00	3,739.00
Qtr3	**1,182.00**	**2,616.00**	**7,090.00**	**10,888.00**
Jul	394.00	872.00	2,311.00	3,577.00
Aug	394.00	872.00	2,360.00	3,626.00
Sep	394.00	872.00	2,419.00	3,685.00
Qtr4	**1,182.00**	**2,616.00**	**7,146.00**	**10,944.00**
Oct	394.00	872.00	2,374.00	3,640.00
Nov	394.00	872.00	2,351.00	3,617.00
Dec	394.00	872.00	2,421.00	3,687.00
Grand Total	**8,916.00**	**20,868.00**	**56,787.00**	**86,571.00**

Navitas TN NG, LLC
Transaction Detail By Account
January 2017 through December 2018

Type	Date	Num	Name	Memo	Clr	Split	Debit	Credit	Balance
Indirect Costs									
931 · Rents									
Bill	01/01/2017	1701T...	Fort Cobb Fuel Auth...	Jan Eakly Offi...		2233 · Other	349.00		349.00
Bill	01/01/2017	1701T...	Navitas Assets LLC	Jan Rent for ...		2233 · Other	867.00		1,216.00
Bill	01/31/2017	1701T...	Navitas Utility Corpo...			2233 · Other	251.00		1,467.00
Bill	01/31/2017	1701T...	Navitas Utility Corpo...	Pickups		2233 · Other	486.00		1,953.00
Bill	01/31/2017	1701T...	Navitas Utility Corpo...	Tools & Equip...		2233 · Other	342.00		2,295.00
Bill	01/31/2017	1701T...	Navitas Utility Corpo...	Office Equipm...		2233 · Other	399.00		2,694.00
Bill	01/31/2017	1701T...	Navitas Utility Corpo...	Meters		2233 · Other	899.00		3,593.00
Bill	02/01/2017	1702T...	Fort Cobb Fuel Auth...	Feb Eakly Offi...		2233 · Other	349.00		3,942.00
Bill	02/01/2017	1702T...	Navitas Assets LLC	Feb Rent for ...		2233 · Other	867.00		4,809.00
Bill	02/28/2017	1702T...	Navitas Utility Corpo...			2233 · Other	178.00		4,987.00
Bill	02/28/2017	1702T...	Navitas Utility Corpo...	Pickups		2233 · Other	486.00		5,473.00
Bill	02/28/2017	1702T...	Navitas Utility Corpo...	Tools & Equip...		2233 · Other	342.00		5,815.00
Bill	02/28/2017	1702T...	Navitas Utility Corpo...	Office Equipm...		2233 · Other	399.00		6,214.00
Bill	02/28/2017	1702T...	Navitas Utility Corpo...	Meters		2233 · Other	899.00		7,113.00
Bill	03/01/2017	1703T...	Fort Cobb Fuel Auth...	Mar Eakly Offi...		2233 · Other	349.00		7,462.00
Bill	03/01/2017	1703T...	Navitas Assets LLC	Mar Rent for ...		2233 · Other	867.00		8,329.00
Bill	03/31/2017	1703T...	Navitas Utility Corpo...			2233 · Other	269.00		8,598.00
Bill	03/31/2017	1703T...	Navitas Utility Corpo...	Pickups		2233 · Other	486.00		9,084.00
Bill	03/31/2017	1703T...	Navitas Utility Corpo...	Tools & Equip...		2233 · Other	342.00		9,426.00
Bill	03/31/2017	1703T...	Navitas Utility Corpo...	Office Equipm...		2233 · Other	399.00		9,825.00
Bill	03/31/2017	1703T...	Navitas Utility Corpo...	Meters		2233 · Other	899.00		10,724.00
Bill	04/01/2017	1704T...	Navitas Assets LLC	Apr Rent for ...		2233 · Other	867.00		11,591.00
Bill	04/01/2017	1704T...	Fort Cobb Fuel Auth...	Apr Eakly Offi...		2233 · Other	349.00		11,940.00
Bill	04/30/2017	1704T...	Navitas Utility Corpo...			2233 · Other	35.00		11,975.00
Bill	04/30/2017	1704T...	Navitas Utility Corpo...	Pickups		2233 · Other	486.00		12,461.00
Bill	04/30/2017	1704T...	Navitas Utility Corpo...	Tools & Equip...		2233 · Other	342.00		12,803.00
Bill	04/30/2017	1704T...	Navitas Utility Corpo...	Office Equipm...		2233 · Other	399.00		13,202.00
Bill	04/30/2017	1704T...	Navitas Utility Corpo...	Meters		2233 · Other	899.00		14,101.00
Bill	05/01/2017	1705T...	Navitas Assets LLC	May Rent for ...		2233 · Other	867.00		14,968.00
Bill	05/01/2017	1705T...	Fort Cobb Fuel Auth...	May Eakly Off...		2233 · Other	349.00		15,317.00
Bill	05/31/2017	1705T...	Navitas Utility Corpo...			2233 · Other	35.00		15,352.00
Bill	05/31/2017	1705T...	Navitas Utility Corpo...	Pickups		2233 · Other	486.00		15,838.00
Bill	05/31/2017	1705T...	Navitas Utility Corpo...	Tools & Equip...		2233 · Other	342.00		16,180.00
Bill	05/31/2017	1705T...	Navitas Utility Corpo...	Office Equipm...		2233 · Other	399.00		16,579.00
Bill	05/31/2017	1705T...	Navitas Utility Corpo...	Meters		2233 · Other	899.00		17,478.00
Bill	06/01/2017	1706T...	Navitas Assets LLC	June Rent for ...		2233 · Other	867.00		18,345.00
Bill	06/01/2017	1706T...	Fort Cobb Fuel Auth...	June Eakly Of...		2233 · Other	349.00		18,694.00
Bill	06/30/2017	1706T...	Navitas Utility Corpo...			2233 · Other	142.00		18,836.00
Bill	06/30/2017	1706T...	Navitas Utility Corpo...	Pickups		2233 · Other	486.00		19,322.00
Bill	06/30/2017	1706T...	Navitas Utility Corpo...	Tools & Equip...		2233 · Other	342.00		19,664.00
Bill	06/30/2017	1706T...	Navitas Utility Corpo...	Office Equipm...		2233 · Other	399.00		20,063.00
Bill	06/30/2017	1706T...	Navitas Utility Corpo...	Meters		2233 · Other	899.00		20,962.00
Bill	07/01/2017	1707T...	Navitas Assets LLC	July Rent for ...		2233 · Other	867.00		21,829.00
Bill	07/01/2017	1707T...	Fort Cobb Fuel Auth...	July Eakly Offi...		2233 · Other	349.00		22,178.00
Bill	07/31/2017	1707T...	Navitas Utility Corpo...			2233 · Other	33.00		22,211.00
Bill	07/31/2017	1707T...	Navitas Utility Corpo...	Pickups		2233 · Other	486.00		22,697.00
Bill	07/31/2017	1707T...	Navitas Utility Corpo...	Tools & Equip...		2233 · Other	342.00		23,039.00

Navitas TN NG, LLC
Transaction Detail By Account
January 2017 through December 2018

Type	Date	Num	Name	Memo	Clr	Split	Debit	Credit	Balance
Bill	07/31/2017	1707T...	Navitas Utility Corpo...	Office Equipm...		2233 · Other	399.00		23,438.00
Bill	07/31/2017	1707T...	Navitas Utility Corpo...	Meters		2233 · Other	899.00		24,337.00
Bill	08/01/2017	1708T...	Navitas Assets LLC	Aug Rent for ...		2233 · Other	867.00		25,204.00
Bill	08/01/2017	1708T...	Fort Cobb Fuel Auth...	August Eakly ...		2233 · Other	349.00		25,553.00
Bill	08/31/2017	1708T...	Navitas Utility Corpo...			2233 · Other	717.00		26,270.00
Bill	08/31/2017	1708T...	Navitas Utility Corpo...	Pickups		2233 · Other	486.00		26,756.00
Bill	08/31/2017	1708T...	Navitas Utility Corpo...	Tools & Equip...		2233 · Other	342.00		27,098.00
Bill	08/31/2017	1708T...	Navitas Utility Corpo...	Office Equipm...		2233 · Other	399.00		27,497.00
Bill	08/31/2017	1708T...	Navitas Utility Corpo...	Meters		2233 · Other	899.00		28,396.00
Bill	09/01/2017	1709T...	Navitas Assets LLC	Sept Rent for ...		2233 · Other	867.00		29,263.00
Bill	09/01/2017	1709T...	Fort Cobb Fuel Auth...	September E...		2233 · Other	349.00		29,612.00
Bill	09/30/2017	1709T...	Navitas Utility Corpo...			2233 · Other	264.00		29,876.00
Bill	09/30/2017	1709T...	Navitas Utility Corpo...	Pickups		2233 · Other	486.00		30,362.00
Bill	09/30/2017	1709T...	Navitas Utility Corpo...	Tools & Equip...		2233 · Other	342.00		30,704.00
Bill	09/30/2017	1709T...	Navitas Utility Corpo...	Office Equipm...		2233 · Other	399.00		31,103.00
Bill	09/30/2017	1709T...	Navitas Utility Corpo...	Meters		2233 · Other	898.00		32,001.00
Bill	10/01/2017	1710T...	Fort Cobb Fuel Auth...	October Eakly...		2233 · Other	349.00		32,350.00
Bill	10/01/2017	1710T...	Navitas Assets LLC	Oct Rent for ...		2233 · Other	867.00		33,217.00
Bill	10/31/2017	1710T...	Navitas Utility Corpo...			2233 · Other	167.00		33,384.00
Bill	10/31/2017	1710T...	Navitas Utility Corpo...	Pickups		2233 · Other	486.00		33,870.00
Bill	10/31/2017	1710T...	Navitas Utility Corpo...	Tools & Equip...		2233 · Other	342.00		34,212.00
Bill	10/31/2017	1710T...	Navitas Utility Corpo...	Office Equipm...		2233 · Other	399.00		34,611.00
Bill	10/31/2017	1710T...	Navitas Utility Corpo...	Meters		2233 · Other	898.00		35,509.00
Bill	11/01/2017	1711T...	Fort Cobb Fuel Auth...	November Ea...		2233 · Other	349.00		35,858.00
Bill	11/01/2017	1711T...	Navitas Assets LLC	Nov Rent for ...		2233 · Other	867.00		36,725.00
Bill	11/30/2017	1711T...	Navitas Utility Corpo...			2233 · Other	167.00		36,892.00
Bill	11/30/2017	1711T...	Navitas Utility Corpo...	Pickups		2233 · Other	486.00		37,378.00
Bill	11/30/2017	1711T...	Navitas Utility Corpo...	Tools & Equip...		2233 · Other	342.00		37,720.00
Bill	11/30/2017	1711T...	Navitas Utility Corpo...	Office Equipm...		2233 · Other	399.00		38,119.00
Bill	11/30/2017	1711T...	Navitas Utility Corpo...	Meters		2233 · Other	898.00		39,017.00
Bill	12/01/2017	1712T...	Fort Cobb Fuel Auth...	December Ea...		2233 · Other	349.00		39,366.00
Bill	12/01/2017	1712T...	Navitas Assets LLC	Dec Rent for ...		2233 · Other	867.00		40,233.00
Bill	12/31/2017	1712T...	Navitas Utility Corpo...			2233 · Other	265.00		40,498.00
Bill	12/31/2017	1712T...	Navitas Utility Corpo...	Pickups		2233 · Other	486.00		40,984.00
Bill	12/31/2017	1712T...	Navitas Utility Corpo...	Tools & Equip...		2233 · Other	342.00		41,326.00
Bill	12/31/2017	1712T...	Navitas Utility Corpo...	Office Equipm...		2233 · Other	399.00		41,725.00
Bill	12/31/2017	1712T...	Navitas Utility Corpo...	Meters		2233 · Other	898.00		42,623.00
Bill	01/01/2018	1801T...	Fort Cobb Fuel Auth...	January Eakly...		2233 · Other	394.00		43,017.00
Bill	01/01/2018	1801T...	Navitas Assets LLC	Jan Rent for ...		2233 · Other	872.00		43,889.00
Bill	01/31/2018	1801T...	Navitas Utility Corpo...			2233 · Other	208.00		44,097.00
Bill	01/31/2018	1801T...	Navitas Utility Corpo...	Pickups		2233 · Other	487.00		44,584.00
Bill	01/31/2018	1801T...	Navitas Utility Corpo...	Tools & Equip...		2233 · Other	374.00		44,958.00
Bill	01/31/2018	1801T...	Navitas Utility Corpo...	Office Equipm...		2233 · Other	422.00		45,380.00
Bill	01/31/2018	1801T...	Navitas Utility Corpo...	Meters		2233 · Other	993.00		46,373.00
Bill	02/01/2018	1802T...	Fort Cobb Fuel Auth...	February Eakl...		2233 · Other	394.00		46,767.00
Bill	02/01/2018	1802T...	Navitas Assets LLC	Feb Rent for ...		2233 · Other	872.00		47,639.00
Bill	02/28/2018	1802T...	Navitas Utility Corpo...			2233 · Other	166.00		47,805.00
Bill	02/28/2018	1802T...	Navitas Utility Corpo...	Pickups		2233 · Other	487.00		48,292.00
Bill	02/28/2018	1802T...	Navitas Utility Corpo...	Tools & Equip...		2233 · Other	374.00		48,666.00

Navitas TN NG, LLC
Transaction Detail By Account
January 2017 through December 2018

Type	Date	Num	Name	Memo	Clr	Split	Debit	Credit	Balance
Bill	02/28/2018	1802T...	Navitas Utility Corpo...	Office Equipm...		2233 · Other	422.00		49,088.00
Bill	02/28/2018	1802T...	Navitas Utility Corpo...	Meters		2233 · Other	993.00		50,081.00
Bill	03/01/2018	1803T...	Fort Cobb Fuel Auth...	March Eakly ...		2233 · Other	394.00		50,475.00
Bill	03/01/2018	1803T...	Navitas Assets LLC	Mar Rent for ...		2233 · Other	872.00		51,347.00
Bill	03/31/2018	1803T...	Navitas Utility Corpo...			2233 · Other	102.00		51,449.00
Bill	03/31/2018	1803T...	Navitas Utility Corpo...	Pickups		2233 · Other	487.00		51,936.00
Bill	03/31/2018	1803T...	Navitas Utility Corpo...	Tools & Equip...		2233 · Other	374.00		52,310.00
Bill	03/31/2018	1803T...	Navitas Utility Corpo...	Office Equipm...		2233 · Other	422.00		52,732.00
Bill	03/31/2018	1803T...	Navitas Utility Corpo...	Meters		2233 · Other	993.00		53,725.00
Bill	04/01/2018	1804T...	Fort Cobb Fuel Auth...	April Eakly Off...		2233 · Other	394.00		54,119.00
Bill	04/01/2018	1804T...	Navitas Assets LLC	Apr Rent for ...		2233 · Other	872.00		54,991.00
Bill	04/30/2018	1804T...	Navitas Utility Corpo...			2233 · Other	30.00		55,021.00
Bill	04/30/2018	1804T...	Navitas Utility Corpo...	Pickups		2233 · Other	487.00		55,508.00
Bill	04/30/2018	1804T...	Navitas Utility Corpo...	Tools & Equip...		2233 · Other	374.00		55,882.00
Bill	04/30/2018	1804T...	Navitas Utility Corpo...	Office Equipm...		2233 · Other	422.00		56,304.00
Bill	04/30/2018	1804T...	Navitas Utility Corpo...	Meters		2233 · Other	993.00		57,297.00
Bill	05/01/2018	1805T...	Navitas Assets LLC	May Rent for ...		2233 · Other	872.00		58,169.00
Bill	05/01/2018	1805T...	Fort Cobb Fuel Auth...	May Eakly Off...		2233 · Other	394.00		58,563.00
Bill	05/31/2018	1805T...	Navitas Utility Corpo...			2233 · Other	161.00		58,724.00
Bill	05/31/2018	1805T...	Navitas Utility Corpo...	Pickups		2233 · Other	487.00		59,211.00
Bill	05/31/2018	1805T...	Navitas Utility Corpo...	Tools & Equip...		2233 · Other	374.00		59,585.00
Bill	05/31/2018	1805T...	Navitas Utility Corpo...	Office Equipm...		2233 · Other	422.00		60,007.00
Bill	05/31/2018	1805T...	Navitas Utility Corpo...	Meters		2233 · Other	993.00		61,000.00
Bill	06/01/2018	1806T...	Navitas Assets LLC	June Rent for ...		2233 · Other	872.00		61,872.00
Bill	06/01/2018	1806T...	Fort Cobb Fuel Auth...	June Eakly Of...		2233 · Other	394.00		62,266.00
Bill	06/30/2018	1806T...	Navitas Utility Corpo...			2233 · Other	197.00		62,463.00
Bill	06/30/2018	1806T...	Navitas Utility Corpo...	Pickups		2233 · Other	487.00		62,950.00
Bill	06/30/2018	1806T...	Navitas Utility Corpo...	Tools & Equip...		2233 · Other	374.00		63,324.00
Bill	06/30/2018	1806T...	Navitas Utility Corpo...	Office Equipm...		2233 · Other	422.00		63,746.00
Bill	06/30/2018	1806T...	Navitas Utility Corpo...	Meters		2233 · Other	993.00		64,739.00
Bill	07/01/2018	1807T...	Navitas Assets LLC	July Rent for ...		2233 · Other	872.00		65,611.00
Bill	07/01/2018	1807T...	Fort Cobb Fuel Auth...	Jul Eakly Offi...		2233 · Other	394.00		66,005.00
Bill	07/31/2018	1807T...	Navitas Utility Corpo...			2233 · Other	35.00		66,040.00
Bill	07/31/2018	1807T...	Navitas Utility Corpo...	Pickups		2233 · Other	487.00		66,527.00
Bill	07/31/2018	1807T...	Navitas Utility Corpo...	Tools & Equip...		2233 · Other	374.00		66,901.00
Bill	07/31/2018	1807T...	Navitas Utility Corpo...	Office Equipm...		2233 · Other	422.00		67,323.00
Bill	07/31/2018	1807T...	Navitas Utility Corpo...	Meters		2233 · Other	993.00		68,316.00
Bill	08/01/2018	1808T...	Navitas Assets LLC	August Rent f...		2233 · Other	872.00		69,188.00
Bill	08/01/2018	1808T...	Fort Cobb Fuel Auth...	Aug Eakly Offi...		2233 · Other	394.00		69,582.00
Bill	08/31/2018	1808T...	Navitas Utility Corpo...			2233 · Other	84.00		69,666.00
Bill	08/31/2018	1808T...	Navitas Utility Corpo...	Pickups		2233 · Other	487.00		70,153.00
Bill	08/31/2018	1808T...	Navitas Utility Corpo...	Tools & Equip...		2233 · Other	374.00		70,527.00
Bill	08/31/2018	1808T...	Navitas Utility Corpo...	Office Equipm...		2233 · Other	422.00		70,949.00
Bill	08/31/2018	1808T...	Navitas Utility Corpo...	Meters		2233 · Other	993.00		71,942.00
Bill	09/01/2018	1809T...	Navitas Assets LLC	September R...		2233 · Other	872.00		72,814.00
Bill	09/01/2018	1809T...	Fort Cobb Fuel Auth...	Sep Eakly Offi...		2233 · Other	394.00		73,208.00
Bill	09/30/2018	1809T...	Navitas Utility Corpo...			2233 · Other	143.00		73,351.00
Bill	09/30/2018	1809T...	Navitas Utility Corpo...	Pickups		2233 · Other	487.00		73,838.00
Bill	09/30/2018	1809T...	Navitas Utility Corpo...	Tools & Equip...		2233 · Other	374.00		74,212.00

Navitas TN NG, LLC
Transaction Detail By Account
January 2017 through December 2018

Type	Date	Num	Name	Memo	Clr	Split	Debit	Credit	Balance
Bill	09/30/2018	1809T...	Navitas Utility Corpo...	Office Equipm...		2233 · Other	422.00		74,634.00
Bill	09/30/2018	1809T...	Navitas Utility Corpo...	Meters		2233 · Other	993.00		75,627.00
Bill	10/01/2018	1810T...	Navitas Assets LLC	October Rent ...		2233 · Other	872.00		76,499.00
Bill	10/01/2018	1810T...	Fort Cobb Fuel Auth...	Oct Eakly Offi...		2233 · Other	394.00		76,893.00
Bill	10/31/2018	1810T...	Navitas Utility Corpo...			2233 · Other	98.00		76,991.00
Bill	10/31/2018	1810T...	Navitas Utility Corpo...	Pickups		2233 · Other	487.00		77,478.00
Bill	10/31/2018	1810T...	Navitas Utility Corpo...	Tools & Equip...		2233 · Other	374.00		77,852.00
Bill	10/31/2018	1810T...	Navitas Utility Corpo...	Office Equipm...		2233 · Other	422.00		78,274.00
Bill	10/31/2018	1810T...	Navitas Utility Corpo...	Meters		2233 · Other	993.00		79,267.00
Bill	11/01/2018	1811T...	Navitas Assets LLC	November Re...		2233 · Other	872.00		80,139.00
Bill	11/01/2018	1811T...	Fort Cobb Fuel Auth...	Nov Eakly Offi...		2233 · Other	394.00		80,533.00
Bill	11/30/2018	1811T...	Navitas Utility Corpo...			2233 · Other	75.00		80,608.00
Bill	11/30/2018	1811T...	Navitas Utility Corpo...	Pickups		2233 · Other	487.00		81,095.00
Bill	11/30/2018	1811T...	Navitas Utility Corpo...	Tools & Equip...		2233 · Other	374.00		81,469.00
Bill	11/30/2018	1811T...	Navitas Utility Corpo...	Office Equipm...		2233 · Other	422.00		81,891.00
Bill	11/30/2018	1811T...	Navitas Utility Corpo...	Meters		2233 · Other	993.00		82,884.00
Bill	12/01/2018	1812T...	Navitas Assets LLC	December Re...		2233 · Other	872.00		83,756.00
Bill	12/01/2018	1812T...	Fort Cobb Fuel Auth...	Dec Eakly Offi...		2233 · Other	394.00		84,150.00
Bill	12/31/2018	1812T...	Navitas Utility Corpo...			2233 · Other	145.00		84,295.00
Bill	12/31/2018	1812T...	Navitas Utility Corpo...	Pickups		2233 · Other	487.00		84,782.00
Bill	12/31/2018	1812T...	Navitas Utility Corpo...	Tools & Equip...		2233 · Other	374.00		85,156.00
Bill	12/31/2018	1812T...	Navitas Utility Corpo...	Office Equipm...		2233 · Other	422.00		85,578.00
Bill	12/31/2018	1812T...	Navitas Utility Corpo...	Meters		2233 · Other	993.00		86,571.00
Total 931 · Rents							86,571.00	0.00	86,571.00
Total Indirect Costs							86,571.00	0.00	86,571.00
TOTAL							**86,571.00**	**0.00**	**86,571.00**

Eakly Office Rent from FCFA

	Debt					Depreciation				
	Orginal Value	Debt/ Equity Ratio of Company	Interest Rate charged by Banks	Total	Monthly	Orginal Value Minus Land	Life Years	Total	Monthly	Grand Total
Eakly Office	$ 412,652	74%	5.88%	$ 18,033	$ 1,503	$ 372,652	20	$ 18,633	$ 1,553	$ 3,055
	$ 412,652			$ 18,033	**$ 1,503**	$ 372,652		$ 18,633	**$ 1,553**	**$ 3,055**

Proportional Allocation for 2017			
KY	117	3%	$ 98
TN	418	11%	$ 349
OK	3127	85%	$ -
	3662		$ 446

Corporate Office Rent from NALLC

	Debt					Depreciation				
	Orginal Value	Debt/ Equity Ratio of Company	Interest Rate charged by Banks	Total	Monthly	Orginal Value Minus Land	Life Years	Total	Monthly	Grand Total
Corporate Office	$ 1,278,996	74%	5.88%	$ 55,892	$ 4,658	$ 704,438	20	$ 35,222	$ 2,935	$ 7,593
	$ 1,278,996			$ 55,892	**$ 4,658**	$ 704,438		$ 35,222	**$ 2,935**	**$ 7,593**

Proportional Allocation for 2017			
KY	117	3%	$ 243
TN	418	11%	$ 867
OK	3127	85%	$ 6,484
	3662		$ 7,593

Eakly Office Rent from FCFA

	Debt					Depreciation				
	Orginal Value	Debt/ Equity Ratio of Company	Interest Rate charged by Banks	Total	Monthly	Orginal Value Minus Land	Life Years	Total	Monthly	Grand Total
Eakly Office	$ 462,478	74%	5.99%	$ 20,428	$ 1,702	$ 422,478	20	$ 21,124	$ 1,760	$ 3,463
	$ 462,478			$ 20,428	**$ 1,702**	$ 422,478		$ 21,124	**$ 1,760**	**$ 3,463**

Proportional Allocation for 2018			
KY	123	3%	$ 118
TN	411	11%	$ 394
OK	3081	85%	$ -
TX	1	0.03%	$ 1
	3616		$ 512

Corporate Office Rent from NALLC to FCFA billed out to sub-system

	OK bill		$ 6,536
Proportional Allocation for 2018			
FCFA	1599	44%	$ -
LeAnn	1847	51%	$ 3,344
OK3	144	4%	$ 261
WS	20	0.55%	$ 36
	3610		$ 3,641

Corporate Office Rent from NALLC

	Debt					Depreciation				
	Orginal Value	Debt/ Equity Ratio of Company	Interest Rate charged by Banks	Total	Monthly	Orginal Value Minus Land	Life Years	Total	Monthly	Grand Total
Corporate Office	$ 1,282,596	74%	5.99%	$ 56,653	$ 4,721	$ 708,038	20	$ 35,402	$ 2,950	$ 7,671
	$ 1,282,596			$ 56,653	**$ 4,721**	$ 708,038		$ 35,402	**$ 2,950**	**$ 7,671**

Proportional Allocation for 2018			
KY	123	3%	$ 261
TN	411	11%	$ 872
OK	3081	85%	$ 6,536
TX	1	0.03%	$ 2
	3616		$ 7,671

NAVITAS ASSETS, LLC
MINUTES OF THE 2018 ANNUAL MEETING OF DIRECTORS
APRIL 30, 2019

An annual meeting of the Board of Directors (the "Board") of Navitas Assets LLC, a Delaware limited liability company (the "Company"), was held on April 30, 2019 at the headquarters of the Company in Costa Mesa, California, for the purpose of reviewing the concluding year's business, discussing corporate operations for the upcoming year, and for transacting any other business that may properly come before the Board.

Directors Present: Richard Varner, acting as chairperson; Thomas Hartline, acting as secretary of the meeting.

I. Call to Order. The chairperson called the meeting to order. The secretary announced that the meeting was called by Richard Varner. The secretary announced that the meeting was held pursuant to notice, if and as required under the bylaws of this corporation.

II. Roll Call. The secretary announced that the following directors were present at the meeting: Richard Varner and Thomas Hartline.

III. Approval of Minutes from Prior Meeting. A reading of the minutes of the annual director's meeting held on April 30, 2018 was waived. A vote was taken, and the minutes of the meeting were approved by the directors in attendance.

IV. Open Issues.

Financial Review

2017 financial audit complete.
2018 was the best year to date with highest flow (565,000 MCF) and highest non-commodity revenue (just under $5,000,000).

Capital Expenses

The Company spent $339,000 on capital expenditures.
$321,000 was spent in Oklahoma, $10,000 in Kentucky, $4,000 in Tennessee, $1,000 in Texas, and $3,000 in California.

Systems Review

As of December 31, 2018, the Oklahoma system consists of 995 miles of mains. The Kentucky system consists of 34 miles of mains. The Tennessee system consists of 25 miles of mains. The Texas system consists of 8 miles of mains.
Navitas enjoyed its highest flow ever. Oklahoma increased from 315,000 MCF to 386,000 MCF,

24,000 over average. Kentucky flow increased from 80,000 MCF to 115,000 MCF with an average of 95,000 MCF. Tennessee flow increased from 43,000 MCF to 54,000 MCF with an average of 49,000 MCF. Texas flow hit 10,000 MCF with the new Rosenberg system. The overall flow total for 2018 was 566,000 MCF up from 440,000 MCF with an average of 444,000 MCF.

Fort Cobb Fuel Authority (FCFA)

Completed renovation of the Kinta building damaged by February 2016 flood and numerous small earthquakes plaguing Oklahoma. Grand opening scheduled to take place on July 3, 2019 from noon to 4:00 pm. All Navitas offices will close at noon.
In May 2019, FCFA intends to bid at auction to purchase real estate in Eakly adjacent to the Eakly office.
This system had average flow.

FCFA LeAnn Division

This system realized a small growth in flow.

Navitas OK3

Navitas OK3 subsumed into FCFA with the Secretary of State of Oklahoma by outside counsel Ron Comingdeer.
This system realized above average flow.

Navitas Winstar

FCFA and Chickasaw Tribal Utility Authority received a distribution equal to 10% of equity.
Experienced ongoing customer growth.
Possibility of Winstar erecting new hotel in 2019.

Navitas 1

Company plane was sold in February 2018 and Navitas 1 was dissolved with the Secretary of State of Delaware on December 18, 2018 by in house attorney. A substantial loss was taken on the sale.

Navitas KY NG

On November 30, 2018, a sale of Keystone's ultimate parent entity was made to Tyson. This did not change Keystone's immediate parent entity (Equity Group) and thus the terms of the original Transportation Agreement with Navitas did not change.
This system realized increased usage and above average flow.
Fitzgerald Glider Kits, one of our largest customers with facilities in Tennessee and Kentucky, was dramatically affected by EPA actions against their business model.

Navitas TN NG

With assistance from in house counsel and outside counsel Don Baltimore, Navitas TN is preparing to file a rate case before the TN Public Utility Commission in June 2019.
This system is holding steady.

Navitas Utility TX

Consideration and discussions ensued regarding potential future purchase of the Rosenberg pipeline system located outside of Houston.
This system realized above average flow.

Navitas Communications

In February 2019, Navitas Communications entered into a 3-year lease to rent storage space in Costa Mesa, California located in the same office complex as the Company corporate offices.
Acquired BMW CSL.

Billing

The billing to the various states was changed from max customer count to 50/50 MCC/net plant.
In January 2019, the percentages of expenses for all Oklahoma systems were reallocated using the maximum customers method.
In March 2019, the percentages of expenses for all systems were reallocated to account for the Rosenberg acquisition.
The Company intends to modify its card bills to full page bills because post office equipment is defacing ink on card bills.

Personnel Changes

In April 2018, accountant of nine (9) years, Joey Irwin Jr., resigned from the company and was replaced by Roberto Miranda.
In September 2018, attorney Vanessa Novak was hired as in-house corporate counsel and compliance and regulatory affairs counsel.

Informational Technology

Ross Modglin is working on enabling meter reads by mobile phone application.

2018 Equipment Purchases

Two F-250 trucks.
One F-550 truck.
Two half ton trucks.

Equipment Retirements

NUC retired 4 half-ton pickups in 2018 and an additional 3 half-ton pickups in early 2019.

Anticipated Acquisitions in 2019

Purchase one boring machine with 6" line to be housed at the Eakly location, approximately $150,000.

Continue with purchase of three pickup trucks per year as existing fleet ages out.

The Company is considering acquiring a new computer system server.

The Company is considering electronic bill pay for customers who consent to receive electronic bills.

Resolutions

On motion duly made and carried by the affirmative vote of a majority of directors in attendance at the meeting, the following resolutions were adopted by directors entitled to vote at the meeting:

Continued the banking and financing authorization for NUC on behalf of itself and/or NALLC and subsidiaries.

Renewed the authorization for NUC to pursue acquisitions on behalf of NALLC and subsidiaries for a period of one year.

Authorized the hiring of replacement personnel and the purchase and financing of additional equipment.

Adjournment

There being no further business to come before the meeting, it was adjourned on motion duly made and carried.

Respectfully submitted,

Thomas Hartline, Secretary

Subsequent Changes

On May 29, 2019, FCFA purchased real estate adjoining Eakly office at auction for $16,000.

On March 31, 2019, Navitas Texas acquired the Rosenberg pipeline system located in the state of Texas adding 3 miles of pipeline, 2 new industrial customers, and a flow of 100,000 MCF.

Navitas Communications acquired Porsche GT4.

NAVITAS UTILITY CORPORATION
MINUTES OF THE 2018 ANNUAL MEETING OF DIRECTORS
APRIL 30, 2019

An annual meeting of the Board of Directors (the "Board") of Navitas Utility Corporation, a Nevada corporation (the "Company"), was held on April 30, 2019 at the headquarters of the Company in Costa Mesa, California, for the purpose of reviewing the concluding year's business, discussing corporate operations for the upcoming year, and for transacting any other business that may properly come before the Board.

Directors Present: Richard Varner, acting as chairperson; Thomas Hartline, acting as secretary of the meeting.

I. Call to Order. The chairperson called the meeting to order. The secretary announced that the meeting was called by Richard Varner. The secretary announced that the meeting was held pursuant to notice, if and as required under the bylaws of this corporation.

II. Roll Call. The secretary announced that the following directors were present at the meeting: Richard Varner and Thomas Hartline.

III. Approval of Minutes from Prior Meeting. A reading of the minutes of the annual director's meeting held on April 30, 2018 was waived. A vote was taken, and the minutes of the meeting were approved by the directors in attendance.

IV. Open Issues.

Financial Review

2017 financial audit complete.
2018 was the best year to date with highest flow (550,000 MCF) and highest non-commodity revenue (just under $5,000,000).

Systems Review

Fort Cobb Fuel Authority (FCFA)

Completed renovation of the Kinta building damaged by February 2016 flood and numerous small earthquakes plaguing Oklahoma. Grand opening scheduled to take place on July 3, 2019 from noon to 4:00 pm. All Navitas offices will close at noon.
In May 2019, FCFA intends to bid at auction to purchase real estate in Eakly adjacent to the Eakly office.
This system had average flow.

FCFA LeAnn Division

This system realized a small growth in flow.

Navitas OK3

Navitas OK3 subsumed into FCFA with the Secretary of State of Oklahoma by outside counsel Ron Comingdeer.

This system realized above average flow.

Navitas Winstar

FCFA and Chickasaw Tribal Utility Authority received a distribution equal to 10% of equity.

Experienced ongoing customer growth.

Possibility of Winstar erecting new hotel in 2019.

Navitas 1

Company plane was sold in February 2018 and Navitas 1 was dissolved with the Secretary of State of Delaware on December 18, 2018 by in house attorney. A substantial loss was taken on the sale.

Navitas KY NG

On November 30, 2018, a sale of Keystone's ultimate parent entity was made to Tyson. This did not change Keystone's immediate parent entity (Equity Group) and thus the terms of the original Transportation Agreement with Navitas did not change.

This system realized increased usage and above average flow.

Fitzgerald Glider Kits, one of our largest customers with facilities in Tennessee and Kentucky, was dramatically affected by EPA actions against their business model.

Navitas TN NG

With assistance from in house counsel and outside counsel Don Baltimore, Navitas TN is preparing to file a rate case before the TN Public Utility Commission in June 2019.

This system is holding steady.

Navitas Utility TX

Consideration and discussions ensued regarding potential future purchase of the Rosenberg pipeline system located outside of Houston.

This system realized above average flow.

Navitas Communications

In February 2019, Navitas Communications entered into a 3-year lease to rent storage space in Costa Mesa, California located in the same office complex as the Company corporate offices.

Acquired BMW CSL.

Billing

The billing to the various states was changed from max customer count to 50/50 MCC/net plant.
In January 2019, the percentages of expenses for all Oklahoma systems were reallocated using the maximum customers method.
In March 2019, the percentages of expenses for all systems were reallocated to account for the Rosenberg acquisition.
The Company intends to modify its card bills to full page bills because post office equipment is defacing ink on card bills.

Capital Expenses

The Company spent $243,000 on capital expenditures.

Personnel Changes

In February 2018, Gaylord Flood retired. His safety duties were reassigned to Javan Shaw.
In 2018, Javan Shaw retired and his position and his DIMP responsibilities were transitioned to Jerod Shaw.
In April 2018, accountant of nine (9) years, Joey Irwin Jr., resigned from the company. Roberto Miranda was hired as a bookkeeper/accountant.
In September 2018, attorney Vanessa Novak was hired as in-house corporate counsel and compliance and regulatory affairs counsel.
Johnny Gorman left the Company.
Mark Walker was hired in Ochelata.
Todd Walsh was hired in Eakly.

Informational Technology

Ross Modglin is working on enabling meter reads by mobile phone application.

Employment Compensation and Benefits

Most full-time employees received a $0.27 raise effective the first payroll cycle of July 2018.
Full-time employees with service to the Company of at least 1 year received $1,500 cash bonus.
Safety bonuses in the amount of $100 were distributed to all full-time employees.
All full-time employees continue to receive full medical, dental, and vision benefits under United HealthCare fully funded by the Company.
Air medical service subscription option offered to all employees for 2018 for benefit of field personnel.

2018 Equipment Purchases

Two F-250 trucks.
One F-550 truck.
Two half ton trucks.

Equipment Retirements

NUC retired 4 half-ton pickups in 2018 and an additional 3 half-ton pickups in early 2019.

Anticipated Acquisitions in 2019

Purchase one boring machine with 6" line to be housed at the Eakly location, approximately $150,000.

Continue with purchase of three pickup trucks per year as existing fleet ages out.

The Company is considering acquiring a new computer system server.

The Company is considering electronic bill pay for customers who consent to receive electronic bills.

Resolutions

On motion duly made and carried by the affirmative vote of a majority of directors in attendance at the meeting, the following resolutions were adopted by directors entitled to vote at the meeting:

Continued the banking and financing authorization for NUC on behalf of itself and/or NALLC and subsidiaries.

Renewed the authorization for NUC to pursue acquisitions on behalf of NALLC and subsidiaries for a period of one year.

Authorized the hiring of replacement personnel and the purchase and financing of additional equipment.

Adjournment

There being no further business to come before the meeting, it was adjourned on motion duly made and carried.

Respectfully submitted,



Thomas Hartline, Secretary

Subsequent Changes

On May 29, 2019, FCFA purchased real estate adjoining Eakly office at auction for $16,000.

On March 31, 2019, Navitas Texas acquired the Rosenberg pipeline system located in the state of Texas adding 3 miles of pipeline, 2 new industrial customers, and a flow of 100,000 MCF.

Navitas Communications acquired Porsche GT4.

1:20 PM
04/30/19
Accrual Basis

Navitas Utility Corporation
Invoices for Navitas TN NG LLC
January through December 2018

Num	Date	Due Date	Aging	Amount	Open Balance
Jan - Dec 18					
1801T...	01/31/2018	01/31/2018		77,789.19	
1802T...	02/28/2018	02/28/2018		96,304.00	
1803T...	03/31/2018	03/31/2018		69,711.00	
1804T...	04/30/2018	04/30/2018		61,816.00	
1805T...	05/31/2018	05/31/2018		51,403.00	
1806T...	06/30/2018	06/30/2018		40,282.00	
1807T...	07/31/2018	07/31/2018		38,970.62	
1808T...	08/31/2018	08/31/2018		38,735.10	
1809T...	09/30/2018	09/30/2018		35,137.61	
1810T...	10/31/2018	10/31/2018		50,152.00	
1811T...	11/30/2018	11/30/2018		54,348.16	
1812T...	12/31/2018	12/31/2018		71,543.33	
Jan - Dec 18				**686,192.01**	**0.00**

Invoice

Navitas Utility Corporation

3186-D Airway Ave
Costa Mesa, CA 92626

Date	Invoice #
1/31/2018	1801TNNG

PAID
05/09/2018

Bill To	Ship To
Navitas TN NG LLC	

P.O. Number	Terms	Rep	Ship	Via	F.O.B.	Project
	Due on receipt		1/31/2018			

Quantity	Item Code	Description	Price Each	Amount
	25000 Operations	874 Mains & Services	5,966.00	5,966.00
	25000 Operations	887 Maintenance of Mains	300.00	300.00
	25000 Operations	893 Maintenance of Meters	1,033.00	1,033.00
	25000 Operations	903 Customer Records & Collection	769.00	769.00
	25000 Operations	908 Customer Assistance	941.00	941.00
	25000 Operations	920 Administration & Gen Sales	8,273.00	8,273.00
	25000 Operations	921 Office Supplies	2,575.00	2,575.00
	25000 Operations	923 Outside Services	4,433.00	4,433.00
	25000 Operations	924 Insurance	1,359.00	1,359.00
	25000 Operations	925 Safety & Security	105.00	105.00
	25000 Operations	926 Employee Benefits	4,031.00	4,031.00
	25000 Operations	931 Rents	208.00	208.00
	25000 Operations	932 Maintenance of General Plant	71.00	71.00
	25000 Operations	931 Pickups	487.00	487.00
	25000 Operations	931 Tools & Equipment	374.00	374.00
	25000 Operations	931 Office Equipment	422.00	422.00
	25000 Operations	931 Meters	993.00	993.00
2,023	24000 Purchasing	804 Commodity - Byrdstown / Fentress	7.70391	15,585.00
5,181	24000 Purchasing	804 Commodity - Jellico	5.18375	26,857.00
	Reimb Group			
		Install Service line 274' 3/4" Woodlawn Drive - Byrdstown TN	1,404.00	1,404.00
		Install Service line 395' 1" Dollar Store Hwy 111 - Byrdstown	1,603.19	1,603.19
		Total Reimbursable Expenses		3,007.19

Total $77,789.19

Phone #	Fax #	E-mail
(714) 242 - 4064	(714) 850 -0876	thartline@navitasutility.com

Invoice

Navitas Utility Corporation

3186-D Airway Ave
Costa Mesa, CA 92626

Date	Invoice #
2/28/2018	1802TNNG

PAID 05/09/2018

Bill To	Ship To
Navitas TN NG LLC	

P.O. Number	Terms	Rep	Ship	Via	F.O.B.	Project
	Due on receipt		2/28/2018			

Quantity	Item Code	Description	Price Each	Amount
	25000 Operations	874 Mains & Services	4,602.00	4,602.00
	25000 Operations	887 Maintenance of Mains	0.00	0.00
	25000 Operations	893 Maintenance of Meters	989.00	989.00
	25000 Operations	903 Customer Records & Collection	798.00	798.00
	25000 Operations	908 Customer Assistance	922.00	922.00
	25000 Operations	920 Administration & Gen Sales	7,920.00	7,920.00
	25000 Operations	921 Office Supplies	3,042.00	3,042.00
	25000 Operations	923 Outside Services	3,377.00	3,377.00
	25000 Operations	924 Insurance	1,292.00	1,292.00
	25000 Operations	925 Safety & Security	97.00	97.00
	25000 Operations	926 Employee Benefits	4,567.00	4,567.00
	25000 Operations	931 Rents	166.00	166.00
	25000 Operations	932 Maintenance of General Plant	105.00	105.00
	25000 Operations	931 Pickups	487.00	487.00
	25000 Operations	931 Tools & Equipment	374.00	374.00
	25000 Operations	931 Office Equipment	422.00	422.00
	25000 Operations	931 Meters	993.00	993.00
4,145	24000 Purchasing	804 Commodity - Byrdstown / Fentress	8.41472	34,879.00
9,573	24000 Purchasing	804 Commodity - Jellico	3.26669	31,272.00

Total $96,304.00

Phone #	Fax #	E-mail
(714) 242 - 4064	(714) 850 -0876	thartline@navitasutility.com

Invoice

Navitas Utility Corporation

3186-D Airway Ave
Costa Mesa, CA 92626

Date	Invoice #
3/31/2018	1803TNNG

PAID 05/09/2018

Bill To	Ship To
Navitas TN NG LLC	

P.O. Number	Terms	Rep	Ship	Via	F.O.B.	Project
	Due on receipt		3/31/2018			

Quantity	Item Code	Description	Price Each	Amount
	25000 Operations	874 Mains & Services	6,648.00	6,648.00
	25000 Operations	887 Maintenance of Mains	785.00	785.00
	25000 Operations	893 Maintenance of Meters	1,053.00	1,053.00
	25000 Operations	903 Customer Records & Collection	794.00	794.00
	25000 Operations	908 Customer Assistance	947.00	947.00
	25000 Operations	920 Administration & Gen Sales	7,641.00	7,641.00
	25000 Operations	921 Office Supplies	2,826.00	2,826.00
	25000 Operations	923 Outside Services	3,387.00	3,387.00
	25000 Operations	924 Insurance	1,390.00	1,390.00
	25000 Operations	925 Safety & Security	2,167.00	2,167.00
	25000 Operations	926 Employee Benefits	4,293.00	4,293.00
	25000 Operations	931 Rents	102.00	102.00
	25000 Operations	932 Maintenance of General Plant	144.00	144.00
	25000 Operations	931 Pickups	487.00	487.00
	25000 Operations	931 Tools & Equipment	374.00	374.00
	25000 Operations	931 Office Equipment	422.00	422.00
	25000 Operations	931 Meters	993.00	993.00
1,869	24000 Purchasing	804 Commodity - Byrdstown / Fentress	7.50883	14,034.00
5,280	24000 Purchasing	804 Commodity - Jellico	3.76004	19,853.00
		Relocate 1" service line - Dollar Store Hwy 111 162' - Byrdstown TN	1,371.00	1,371.00

Total $69,711.00

Phone #	Fax #	E-mail
(714) 242 - 4064	(714) 850 -0876	thartline@navitasutility.com

Invoice

Navitas Utility Corporation

3186-D Airway Ave
Costa Mesa, CA 92626

Date	Invoice #
4/30/2018	1804TNNG

PAID 05/23/2018

Bill To	Ship To
Navitas TN NG LLC	

P.O. Number	Terms	Rep	Ship	Via	F.O.B.	Project
	Due on receipt		4/30/2018			

Quantity	Item Code	Description	Price Each	Amount
	25000 Operations	874 Mains & Services	5,018.00	5,018.00
	25000 Operations	887 Maintenance of Mains	1,560.00	1,560.00
	25000 Operations	893 Maintenance of Meters	1,320.00	1,320.00
	25000 Operations	903 Customer Records & Collection	1,034.00	1,034.00
	25000 Operations	908 Customer Assistance	911.00	911.00
	25000 Operations	920 Administration & Gen Sales	8,195.00	8,195.00
	25000 Operations	921 Office Supplies	2,386.00	2,386.00
	25000 Operations	923 Outside Services	2,350.00	2,350.00
	25000 Operations	924 Insurance	1,415.00	1,415.00
	25000 Operations	925 Safety & Security	5.00	5.00
	25000 Operations	926 Employee Benefits	3,971.00	3,971.00
	25000 Operations	931 Rents	30.00	30.00
	25000 Operations	932 Maintenance of General Plant	54.00	54.00
	25000 Operations	931 Pickups	487.00	487.00
	25000 Operations	931 Tools & Equipment	374.00	374.00
	25000 Operations	931 Office Equipment	422.00	422.00
	25000 Operations	931 Meters	993.00	993.00
21,094	24000 Purchasing	804 Commodity - Byrdstown / Fentress	0.69385	14,636.00
46,352	24000 Purchasing	804 Commodity - Jellico	0.35932	16,655.00

Total $61,816.00

Phone #	Fax #	E-mail
(714) 242 - 4064	(714) 850 -0876	thartline@navitasutility.com

Invoice

Navitas Utility Corporation

3186-D Airway Ave
Costa Mesa, CA 92626

Date	Invoice #
5/31/2018	1805TNNG

PAID 06/22/2018

Bill To	Ship To
Navitas TN NG LLC	

P.O. Number	Terms	Rep	Ship	Via	F.O.B.	Project
	Due on receipt		5/31/2018			

Quantity	Item Code	Description	Price Each	Amount
	25000 Operations	874 Mains & Services	7,933.00	7,933.00
	25000 Operations	887 Maintenance of Mains	0.00	0.00
	25000 Operations	893 Maintenance of Meters	1,697.00	1,697.00
	25000 Operations	903 Customer Records & Collection	548.00	548.00
	25000 Operations	908 Customer Assistance	1,361.00	1,361.00
	25000 Operations	920 Administration & Gen Sales	8,258.00	8,258.00
	25000 Operations	921 Office Supplies	2,818.00	2,818.00
	25000 Operations	923 Outside Services	3,348.00	3,348.00
	25000 Operations	924 Insurance	1,290.00	1,290.00
	25000 Operations	925 Safety & Security	426.00	426.00
	25000 Operations	926 Employee Benefits	3,970.00	3,970.00
	25000 Operations	931 Rents	161.00	161.00
	25000 Operations	932 Maintenance of General Plant	96.00	96.00
	25000 Operations	931 Pickups	487.00	487.00
	25000 Operations	931 Tools & Equipment	374.00	374.00
	25000 Operations	931 Office Equipment	422.00	422.00
	25000 Operations	931 Meters	993.00	993.00
9,626	24000 Purchasing	804 Commodity - Byrdstown / Fentress	0.55454	5,338.00
33,889	24000 Purchasing	804 Commodity - Jellico	0.35064	11,883.00

Total $51,403.00

Phone #	Fax #	E-mail
(714) 242 - 4064	(714) 850 -0876	thartline@navitasutility.com

Invoice

Navitas Utility Corporation

3186-D Airway Ave
Costa Mesa, CA 92626

Date	Invoice #
6/30/2018	1806TNNG

PAID 08/07/2018

Bill To	Ship To
Navitas TN NG LLC	

P.O. Number	Terms	Rep	Ship	Via	F.O.B.	Project
	Due on receipt		6/30/2018			

Quantity	Item Code	Description	Price Each	Amount
	25000 Operations	874 Mains & Services	5,612.00	5,612.00
	25000 Operations	887 Maintenance of Mains	228.00	228.00
	25000 Operations	893 Maintenance of Meters	1,598.00	1,598.00
	25000 Operations	903 Customer Records & Collection	873.00	873.00
	25000 Operations	908 Customer Assistance	922.00	922.00
	25000 Operations	920 Administration & Gen Sales	8,248.00	8,248.00
	25000 Operations	921 Office Supplies	2,909.00	2,909.00
	25000 Operations	923 Outside Services	3,746.00	3,746.00
	25000 Operations	924 Insurance	1,568.00	1,568.00
	25000 Operations	925 Safety & Security	1,184.00	1,184.00
	25000 Operations	926 Employee Benefits	3,951.00	3,951.00
	25000 Operations	931 Rents	197.00	197.00
	25000 Operations	932 Maintenance of General Plant	76.00	76.00
	25000 Operations	931 Pickups	487.00	487.00
	25000 Operations	931 Tools & Equipment	374.00	374.00
	25000 Operations	931 Office Equipment	422.00	422.00
	25000 Operations	931 Meters	993.00	993.00
3,309	24000 Purchasing	804 Commodity - Byrdstown / Fentress	0.75431	2,496.00
9,091	24000 Purchasing	804 Commodity - Jellico	0.48378	4,398.00

Total $40,282.00

Phone #	Fax #	E-mail
(714) 242 - 4064	(714) 850 -0876	thartline@navitasutility.com

Invoice

Navitas Utility Corporation

3186-D Airway Ave
Costa Mesa, CA 92626

Date	Invoice #
7/31/2018	1807TNNG

PAID 10/02/2018

Bill To	Ship To
Navitas TN NG LLC	

P.O. Number	Terms	Rep	Ship	Via	F.O.B.	Project
	Due on receipt		7/31/2018			

Quantity	Item Code	Description	Price Each	Amount
	25000 Operations	874 Mains & Services	9,203.00	9,203.00
	25000 Operations	887 Maintenance of Mains	0.00	0.00
	25000 Operations	893 Maintenance of Meters	1,788.00	1,788.00
	25000 Operations	903 Customer Records & Collection	467.00	467.00
	25000 Operations	908 Customer Assistance	1,453.00	1,453.00
	25000 Operations	920 Administration & Gen Sales	7,487.00	7,487.00
	25000 Operations	921 Office Supplies	2,315.00	2,315.00
	25000 Operations	923 Outside Services	2,882.00	2,882.00
	25000 Operations	924 Insurance	1,355.00	1,355.00
	25000 Operations	925 Safety & Security	389.00	389.00
	25000 Operations	926 Employee Benefits	3,992.00	3,992.00
	25000 Operations	931 Rents	35.00	35.00
	25000 Operations	932 Maintenance of General Plant	48.00	48.00
	25000 Operations	931 Pickups	487.00	487.00
	25000 Operations	931 Tools & Equipment	374.00	374.00
	25000 Operations	931 Office Equipment	422.00	422.00
	25000 Operations	931 Meters	993.00	993.00
2,461	24000 Purchasing	804 Commodity - Byrdstown / Fentress	0.65157	1,603.52
9,942	24000 Purchasing	804 Commodity - Jellico	0.36986	3,677.10

Total $38,970.62

Phone #	Fax #	E-mail
(714) 242 - 4064	(714) 850 -0876	thartline@navitasutility.com

Invoice

Navitas Utility Corporation

3186-D Airway Ave
Costa Mesa, CA 92626

Date	Invoice #
8/31/2018	1808TNNG

PAID 03/19/2019

Bill To	Ship To
Navitas TN NG LLC	

P.O. Number	Terms	Rep	Ship	Via	F.O.B.	Project
	Due on receipt		8/31/2018			

Quantity	Item Code	Description	Price Each	Amount
	25000 Operations	874 Mains & Services	7,642.00	7,642.00
	25000 Operations	887 Maintenance of Mains	155.00	155.00
	25000 Operations	893 Maintenance of Meters	1,802.00	1,802.00
	25000 Operations	903 Customer Records & Collection	931.00	931.00
	25000 Operations	908 Customer Assistance	1,365.00	1,365.00
	25000 Operations	920 Administration & Gen Sales	7,742.00	7,742.00
	25000 Operations	921 Office Supplies	2,487.00	2,487.00
	25000 Operations	923 Outside Services	2,928.00	2,928.00
	25000 Operations	924 Insurance	1,350.00	1,350.00
	25000 Operations	925 Safety & Security	432.00	432.00
	25000 Operations	926 Employee Benefits	3,990.00	3,990.00
	25000 Operations	931 Rents	84.00	84.00
	25000 Operations	932 Maintenance of General Plant	54.00	54.00
	25000 Operations	931 Pickups	487.00	487.00
	25000 Operations	931 Tools & Equipment	374.00	374.00
	25000 Operations	931 Office Equipment	422.00	422.00
	25000 Operations	931 Meters	993.00	993.00
2,331	24000 Purchasing	804 Commodity - Byrdstown / Fentress	0.78078	1,820.00
10,072	24000 Purchasing	804 Commodity - Jellico	0.36508	3,677.10

Total $38,735.10

Phone #	Fax #	E-mail
(714) 242 - 4064	(714) 850 -0876	thartline@navitasutility.com

Invoice

Navitas Utility Corporation

3186-D Airway Ave
Costa Mesa, CA 92626

Date	Invoice #
9/30/2018	1809TNNG

PAID
03/19/2019

Bill To	Ship To
Navitas TN NG LLC	

P.O. Number	Terms	Rep	Ship	Via	F.O.B.	Project
	Due on receipt		9/30/2018			

Quantity	Item Code	Description	Price Each	Amount
	25000 Operations	874 Mains & Services	5,021.00	5,021.00
	25000 Operations	887 Maintenance of Mains	210.00	210.00
	25000 Operations	893 Maintenance of Meters	1,525.00	1,525.00
	25000 Operations	903 Customer Records & Collection	499.00	499.00
	25000 Operations	908 Customer Assistance	925.00	925.00
	25000 Operations	920 Administration & Gen Sales	8,199.00	8,199.00
	25000 Operations	921 Office Supplies	2,197.00	2,197.00
	25000 Operations	923 Outside Services	3,400.00	3,400.00
	25000 Operations	924 Insurance	1,306.00	1,306.00
	25000 Operations	925 Safety & Security	424.00	424.00
	25000 Operations	926 Employee Benefits	3,270.00	3,270.00
	25000 Operations	931 Rents	143.00	143.00
	25000 Operations	932 Maintenance of General Plant	55.00	55.00
	25000 Operations	931 Pickups	487.00	487.00
	25000 Operations	931 Tools & Equipment	374.00	374.00
	25000 Operations	931 Office Equipment	422.00	422.00
	25000 Operations	931 Meters	993.00	993.00
2,403	24000 Purchasing	804 Commodity - Byrdstown / Fentress	0.89609	2,153.31
5,075	24000 Purchasing	804 Commodity - Jellico	0.69641	3,534.30

Total $35,137.61

Phone #	Fax #	E-mail
(714) 242 - 4064	(714) 850 -0876	thartline@navitasutility.com

Invoice

Navitas Utility Corporation

3186-D Airway Ave
Costa Mesa, CA 92626

Date	Invoice #
10/31/2018	1810TNNG

PAID 12/27/2018

Bill To	Ship To
Navitas TN NG LLC	

P.O. Number	Terms	Rep	Ship	Via	F.O.B.	Project
	Due on receipt		10/31/2018			

Quantity	Item Code	Description	Price Each	Amount
	25000 Operations	874 Mains & Services	6,161.00	6,161.00
	25000 Operations	887 Maintenance of Mains	105.00	105.00
	25000 Operations	893 Maintenance of Meters	1,498.00	1,498.00
	25000 Operations	903 Customer Records & Collection	588.00	588.00
	25000 Operations	908 Customer Assistance	927.00	927.00
	25000 Operations	920 Administration & Gen Sales	7,989.00	7,989.00
	25000 Operations	921 Office Supplies	2,588.00	2,588.00
	25000 Operations	923 Outside Services	3,196.00	3,196.00
	25000 Operations	924 Insurance	1,293.00	1,293.00
	25000 Operations	925 Safety & Security	284.00	284.00
	25000 Operations	926 Employee Benefits	3,555.00	3,555.00
	25000 Operations	931 Rents	98.00	98.00
	25000 Operations	932 Maintenance of General Plant	337.00	337.00
	25000 Operations	931 Pickups	487.00	487.00
	25000 Operations	931 Tools & Equipment	374.00	374.00
	25000 Operations	931 Office Equipment	422.00	422.00
	25000 Operations	931 Meters	993.00	993.00
4,954	24000 Purchasing	804 Commodity - Byrdstown / Fentress	3.20428	15,874.00
14,816	24000 Purchasing	804 Commodity - Jellico	0.22712	3,365.00
	25000 Operations	930 Misc Gen Expense	18.00	18.00

Total $50,152.00

Phone #	Fax #	E-mail
(714) 242 - 4064	(714) 850 -0876	thartline@navitasutility.com

Invoice

Navitas Utility Corporation

3186-D Airway Ave
Costa Mesa, CA 92626

Date	Invoice #
11/30/2018	1811TNNG

PAID
01/22/2019

Bill To	Ship To
Navitas TN NG LLC	

P.O. Number	Terms	Rep	Ship	Via	F.O.B.	Project
	Due on receipt		11/30/2018			

Quantity	Item Code	Description	Price Each	Amount
	25000 Operations	874 Mains & Services	4,960.00	4,960.00
	25000 Operations	887 Maintenance of Mains	271.00	271.00
	25000 Operations	893 Maintenance of Meters	1,475.00	1,475.00
	25000 Operations	903 Customer Records & Collection	621.00	621.00
	25000 Operations	908 Customer Assistance	927.00	927.00
	25000 Operations	920 Administration & Gen Sales	7,946.00	7,946.00
	25000 Operations	921 Office Supplies	2,882.00	2,882.00
	25000 Operations	923 Outside Services	2,745.00	2,745.00
	25000 Operations	924 Insurance	1,340.00	1,340.00
	25000 Operations	925 Safety & Security	738.00	738.00
	25000 Operations	926 Employee Benefits	3,260.00	3,260.00
	25000 Operations	931 Rents	75.00	75.00
	25000 Operations	932 Maintenance of General Plant	32.00	32.00
	25000 Operations	931 Pickups	487.00	487.00
	25000 Operations	931 Tools & Equipment	374.00	374.00
	25000 Operations	931 Office Equipment	422.00	422.00
	25000 Operations	931 Meters	993.00	993.00
4,954	24000 Purchasing	804 Commodity - Byrdstown / Fentress	3.4518	17,100.23
7,473	24000 Purchasing	804 Commodity - Jellico	1.03037	7,699.93
	25000 Operations	930 Misc Gen Expense	0.00	0.00

Total $54,348.16

Phone #	Fax #	E-mail
(714) 242 - 4064	(714) 850 -0876	thartline@navitasutility.com

Navitas Utility Corporation

3186-D Airway Ave
Costa Mesa, CA 92626

Invoice

Date	Invoice #
12/31/2018	1812TNNG

PAID 02/20/2019

Bill To	Ship To
Navitas TN NG LLC	

P.O. Number	Terms	Rep	Ship	Via	F.O.B.	Project
	Due on receipt		12/31/2018			

Quantity	Item Code	Description	Price Each	Amount
	25000 Operations	874 Mains & Services	5,953.00	5,953.00
	25000 Operations	887 Maintenance of Mains	113.00	113.00
	25000 Operations	893 Maintenance of Meters	1,782.00	1,782.00
	25000 Operations	903 Customer Records & Collection	415.00	415.00
	25000 Operations	908 Customer Assistance	925.00	925.00
	25000 Operations	920 Administration & Gen Sales	8,262.00	8,262.00
	25000 Operations	921 Office Supplies	3,244.00	3,244.00
	25000 Operations	923 Outside Services	3,193.00	3,193.00
	25000 Operations	924 Insurance	1,350.00	1,350.00
	25000 Operations	925 Safety & Security	689.00	689.00
	25000 Operations	926 Employee Benefits	3,260.00	3,260.00
	25000 Operations	931 Rents	145.00	145.00
	25000 Operations	932 Maintenance of General Plant	55.00	55.00
	25000 Operations	931 Pickups	487.00	487.00
	25000 Operations	931 Tools & Equipment	374.00	374.00
	25000 Operations	931 Office Equipment	422.00	422.00
	25000 Operations	931 Meters	993.00	993.00
11,536	24000 Purchasing	804 Commodity - Byrdstown / Fentress	1.78563	20,599.01
43,350	24000 Purchasing	804 Commodity - Jellico	0.44481	19,282.32
	25000 Operations	930 Misc Gen Expense	0.00	0.00

Total $71,543.33

Phone #	Fax #	E-mail
(714) 242 - 4064	(714) 850 -0876	thartline@navitasutility.com

Invoice

Navitas Utility Corporation

3186-D Airway Ave
Costa Mesa, CA 92626

Date	Invoice #
1/31/2019	1901TNNG

PAID
03/19/2019

Bill To	Ship To
Navitas TN NG LLC	

P.O. Number	Terms	Rep	Ship	Via	F.O.B.	Project
	Due on receipt		1/31/2019			

Quantity	Item Code	Description	Price Each	Amount
	25000 Operations	874 Mains & Services	5,793.00	5,793.00
	25000 Operations	887 Maintenance of Mains	0.00	0.00
	25000 Operations	893 Maintenance of Meters	638.00	638.00
	25000 Operations	903 Customer Records & Collection	511.00	511.00
	25000 Operations	908 Customer Assistance	738.00	738.00
	25000 Operations	920 Administration & Gen Sales	6,696.00	6,696.00
	25000 Operations	921 Office Supplies	2,646.00	2,646.00
	25000 Operations	923 Outside Services	3,745.00	3,745.00
	25000 Operations	924 Insurance	579.00	579.00
	25000 Operations	925 Safety & Security	83.00	83.00
	25000 Operations	926 Employee Benefits	2,748.00	2,748.00
	25000 Operations	931 Rents	238.00	238.00
	25000 Operations	932 Maintenance of General Plant	152.00	152.00
	25000 Operations	931 Pickups	503.00	503.00
	25000 Operations	931 Tools & Equipment	331.00	331.00
	25000 Operations	931 Office Equipment	371.00	371.00
	25000 Operations	931 Meters	908.00	908.00
20,572	24000 Purchasing	804 Commodity - Byrdstown / Fentress	0.98484	20,260.04
56,600	24000 Purchasing	804 Commodity - Jellico	0.5986	33,880.49
	25000 Operations	909 Info Advertising	25.00	25.00

Total $80,845.53

Phone #	Fax #	E-mail
(714) 242 - 4064	(714) 850 -0876	thartline@navitasutility.com

Invoice

Navitas Utility Corporation

3186-D Airway Ave
Costa Mesa, CA 92626

Date	Invoice #
2/28/2019	1902TNNG

PAID
04/17/2019

Bill To	Ship To
Navitas TN NG LLC	

P.O. Number	Terms	Rep	Ship	Via	F.O.B.	Project
	Due on receipt		2/28/2019			

Quantity	Item Code	Description	Price Each	Amount
	25000 Operations	874 Mains & Services	5,189.00	5,189.00
	25000 Operations	887 Maintenance of Mains	0.00	0.00
	25000 Operations	893 Maintenance of Meters	0.00	0.00
	25000 Operations	903 Customer Records & Collection	385.00	385.00
	25000 Operations	908 Customer Assistance	1,191.00	1,191.00
	25000 Operations	920 Administration & Gen Sales	7,539.00	7,539.00
	25000 Operations	921 Office Supplies	2,253.00	2,253.00
	25000 Operations	923 Outside Services	2,710.00	2,710.00
	25000 Operations	924 Insurance	578.00	578.00
	25000 Operations	925 Safety & Security	40.00	40.00
	25000 Operations	926 Employee Benefits	2,859.00	2,859.00
	25000 Operations	931 Rents	241.00	241.00
	25000 Operations	932 Maintenance of General Plant	111.00	111.00
	25000 Operations	931 Pickups	503.00	503.00
	25000 Operations	931 Tools & Equipment	331.00	331.00
	25000 Operations	931 Office Equipment	371.00	371.00
	25000 Operations	931 Meters	908.00	908.00
24,596	24000 Purchasing	804 Commodity - Byrdstown / Fentress	0.92765	22,816.47
60,642	24000 Purchasing	804 Commodity - Jellico	0.5214	31,618.56
	25000 Operations	909 Info Advertising	0.00	0.00
		InCorp Services 6120 cc 1222	168.47	168.47

Total $79,812.50

Phone #	Fax #	E-mail
(714) 242 - 4064	(714) 850 -0876	thartline@navitasutility.com

Navitas Utility Corporation

3186-D Airway Ave
Costa Mesa, CA 92626

Invoice

Date	Invoice #
3/31/2019	1903TNNG

Bill To	Ship To
Navitas TN NG LLC	

P.O. Number	Terms	Rep	Ship	Via	F.O.B.	Project
	Due on receipt		3/31/2019			

Quantity	Item Code	Description	Price Each	Amount
	25000 Operations	874 Mains & Services	7,594.00	7,594.00
	25000 Operations	887 Maintenance of Mains	0.00	0.00
	25000 Operations	893 Maintenance of Meters	0.00	0.00
	25000 Operations	903 Customer Records & Collection	937.00	937.00
	25000 Operations	908 Customer Assistance	1,103.00	1,103.00
	25000 Operations	920 Administration & Gen Sales	7,277.00	7,277.00
	25000 Operations	921 Office Supplies	2,843.00	2,843.00
	25000 Operations	923 Outside Services	3,121.00	3,121.00
	25000 Operations	924 Insurance	1,116.00	1,116.00
	25000 Operations	925 Safety & Security	46.00	46.00
	25000 Operations	926 Employee Benefits	2,937.00	2,937.00
	25000 Operations	931 Rents	617.00	617.00
	25000 Operations	932 Maintenance of General Plant	277.00	277.00
	25000 Operations	931 Pickups	503.00	503.00
	25000 Operations	931 Tools & Equipment	331.00	331.00
	25000 Operations	931 Office Equipment	371.00	371.00
	25000 Operations	931 Meters	908.00	908.00
18,414	24000 Purchasing	804 Commodity - Byrdstown / Fentress	0.6669	12,280.25
44,219	24000 Purchasing	804 Commodity - Jellico	0.39283	17,370.73
	25000 Operations	909 Info Advertising	0.00	0.00
		InCorp Services 190329 CC 1222 - Tennessee Report	300.00	300.00
		InCorp Services 190329 CC 1222 - Tennessee Report Fee	7.05	7.05
	Reimb Group	Total Reimbursable Expenses		307.05

Total $59,939.03

Phone #	Fax #	E-mail
(714) 242 - 4064	(714) 850 -0876	thartline@navitasutility.com

Sum of USD	Column Labels			
Row Labels	Fort Cobb Fuel Authority	Navitas Assets LLC	Navitas Utility Corporation	Grand Total
2018	**(3,152.00)**	-	**(94,757.22)**	**(97,909.22)**
Qtr1	**(1,182.00)**	**(2,616.00)**	**(120,006.98)**	**(123,804.98)**
Jan	(394.00)	(872.00)	(154,937.89)	(156,203.89)
Feb	(394.00)	(872.00)	28,998.19	27,732.19
Mar	(394.00)	(872.00)	5,932.72	4,666.72
Qtr2	**394.00**	-	**93,584.31**	**93,978.31**
Apr	1,182.00	(872.00)	40,747.00	41,057.00
May	(394.00)	(872.00)	64,541.00	63,275.00
Jun	(394.00)	1,744.00	(11,703.69)	(10,353.69)
Qtr3	**(1,182.00)**	-	**(29,519.33)**	**(30,701.33)**
Jul	(394.00)	(872.00)	(19,036.62)	(20,302.62)
Aug	(394.00)	1,744.00	(11,704.10)	(10,354.10)
Sep	(394.00)	(872.00)	1,221.39	(44.61)
Qtr4	**(1,182.00)**	**2,616.00**	**(38,815.22)**	**(37,381.22)**
Oct	(394.00)	2,616.00	18,035.27	20,257.27
Nov	(394.00)	872.00	(39,870.16)	(39,392.16)
Dec	(394.00)	(872.00)	(16,980.33)	(18,246.33)
2019	**2,806.00**	**(2,277.00)**	**34,273.76**	**34,802.76**
Qtr1	**2,114.00**	**(2,277.00)**	**13,543.94**	**13,380.94**
Jan	2,806.00	(759.00)	(23,889.53)	(21,842.53)
Feb	(346.00)	(759.00)	14,230.50	13,125.50
Mar	(346.00)	(759.00)	23,202.97	22,097.97
Qtr2	**692.00**	-	**20,729.82**	**21,421.82**
Apr	1,038.00	759.00	941.82	2,738.82
May	(346.00)	(759.00)	19,788.00	18,683.00
Grand Total	**(346.00)**	**(2,277.00)**	**(60,483.46)**	**(63,106.46)**

2233 · Other

Type	Date	Num	Name	Memo	Clr	Split	Debit	Credit
Bill	1/1/2018	1801TN Rent	Fort Cobb Fuel Authority			-SPLIT-		(394.00)
Bill	2/1/2018	1802TN Rent	Fort Cobb Fuel Authority			-SPLIT-		(394.00)
Bill	3/1/2018	1803TN Rent	Fort Cobb Fuel Authority			-SPLIT-		(394.00)
Bill	4/1/2018	1804TN Rent	Fort Cobb Fuel Authority			-SPLIT-		(394.00)
Bill Pmt -Cl	4/24/2018	1399	Fort Cobb Fuel Authority			1107 · Checking	1,576.00	-
Bill	5/1/2018	1805TN Rent	Fort Cobb Fuel Authority			-SPLIT-		(394.00)
Bill	6/1/2018	1806TN Rent	Fort Cobb Fuel Authority			-SPLIT-		(394.00)
Bill	7/1/2018	1807TN Rent	Fort Cobb Fuel Authority			-SPLIT-		(394.00)
Bill	8/1/2018	1808TN Rent	Fort Cobb Fuel Authority			-SPLIT-		(394.00)
Bill	9/1/2018	1809TN Rent	Fort Cobb Fuel Authority			-SPLIT-		(394.00)
Bill	10/1/2018	1810TN Rent	Fort Cobb Fuel Authority			-SPLIT-		(394.00)
Bill	11/1/2018	1811TN Rent	Fort Cobb Fuel Authority			-SPLIT-		(394.00)
Bill	12/1/2018	1812TN Rent	Fort Cobb Fuel Authority			-SPLIT-		(394.00)
Bill Pmt -Cl	1/21/2019	1473	Fort Cobb Fuel Authority			1107 · Checking	3,152.00	-
Bill	1/31/2019	1901TN Rent	Fort Cobb Fuel Authority			-SPLIT-		(346.00)
Bill	2/28/2019	1902TN Rent	Fort Cobb Fuel Authority			-SPLIT-		(346.00)
Bill	3/31/2019	1903TN Rent	Fort Cobb Fuel Authority			-SPLIT-		(346.00)
Bill Pmt -Cl	4/16/2019	1509	Fort Cobb Fuel Authority			1107 · Checking	1,384.00	-
Bill	4/30/2019	1904TN Rent	Fort Cobb Fuel Authority			-SPLIT-		(346.00)
Bill	5/31/2019	1905TN Rent	Fort Cobb Fuel Authority			-SPLIT-		(346.00)

2233 · Other

Type	Date	Num	Name	Memo	Clr	Split	Debit	Credit
Bill	1/1/2018	1801TNNG	Navitas Assets LLC			-SPLIT-		(872.00)
Bill	2/1/2018	1802TNNG	Navitas Assets LLC			-SPLIT-		(872.00)
Bill	3/1/2018	1803TNNG	Navitas Assets LLC			-SPLIT-		(872.00)
Bill	4/1/2018	1804TNNG	Navitas Assets LLC			-SPLIT-		(872.00)
Bill	5/1/2018	1805TNNG	Navitas Assets LLC			-SPLIT-		(872.00)
Bill	6/1/2018	1806TNNG	Navitas Assets LLC			-SPLIT-		(872.00)
Bill Pmt -Ch	6/26/2018	1415	Navitas Assets LLC			1107 · Checking	2,616.00	-
Bill	7/1/2018	1807TNNG	Navitas Assets LLC			-SPLIT-		(872.00)
Bill	8/1/2018	1808TNNG	Navitas Assets LLC			-SPLIT-		(872.00)
Bill Pmt -Ch	8/24/2018	1427	Navitas Assets LLC			1107 · Checking	2,616.00	-
Bill	9/1/2018	1809TNNG	Navitas Assets LLC			-SPLIT-		(872.00)
Bill	10/1/2018	1810TNNG	Navitas Assets LLC			-SPLIT-		(872.00)
Bill Pmt -Ch	10/26/2018	1443	Navitas Assets LLC			1107 · Checking	3,488.00	-
Bill	11/1/2018	1811TNNG	Navitas Assets LLC			-SPLIT-		(872.00)
Bill Pmt -Ch	11/16/2018	1450	Navitas Assets LLC			1107 · Checking	1,744.00	-
Bill	12/1/2018	1812TNNG	Navitas Assets LLC			-SPLIT-		(872.00)
Bill	1/1/2019	1901TNNG	Navitas Assets LLC			-SPLIT-		(759.00)
Bill	2/1/2019	1902TNNG	Navitas Assets LLC			-SPLIT-		(759.00)
Bill	3/1/2019	1903TNNG	Navitas Assets LLC			-SPLIT-		(759.00)
Bill	4/1/2019	1904TNNG	Navitas Assets LLC			-SPLIT-		(759.00)
Bill Pmt -Ch	4/22/2019	1512	Navitas Assets LLC			1107 · Checking	1,518.00	-
Bill	5/1/2019	1905TNNG	Navitas Assets LLC			-SPLIT-		(759.00)

2233 · Other

Type	Date	Num	Name	Memo	Clr	Split	Debit	Credit
Bill	1/1/2018	BB	Navitas Utility Corporation					(167,360.70)
Bill Pmt -Ch	1/5/2018	1366	Navitas Utility Corporation			1107 · Checking	20,000.00	-
Bill Pmt -Ch	1/10/2018	1367	Navitas Utility Corporation			1107 · Checking	8,000.00	-
Bill Pmt -Ch	1/19/2018	1369	Navitas Utility Corporation			1107 · Checking	5,864.00	-
Bill Pmt -Ch	1/25/2018	1370	Navitas Utility Corporation			1107 · Checking	30,000.00	-
Bill Pmt -Ch	1/31/2018	1371	Navitas Utility Corporation			1107 · Checking	26,348.00	-
Bill	1/31/2018	1801TNNG	Navitas Utility Corporation			-SPLIT-		(77,789.19)
Bill Pmt -Ch	2/7/2018	1374	Navitas Utility Corporation			1107 · Checking	10,000.00	-
Bill Pmt -Ch	2/20/2018	1377	Navitas Utility Corporation			1107 · Checking	32,671.00	-
Bill Pmt -Ch	2/23/2018	1378	Navitas Utility Corporation			1107 · Checking	37,631.19	-
Bill Pmt -Ch	2/27/2018	1379	Navitas Utility Corporation			1107 · Checking	45,000.00	-
Bill	2/28/2018	1802TNNG	Navitas Utility Corporation			-SPLIT-		(96,304.00)
Bill Pmt -Ch	3/8/2018	1381	Navitas Utility Corporation			1107 · Checking	25,000.00	-
Bill Pmt -Ch	3/13/2018	1383	Navitas Utility Corporation			1107 · Checking	1,794.63	-
Bill Pmt -Ch	3/13/2018	1384	Navitas Utility Corporation			1107 · Checking	2,683.09	-
Bill Pmt -Ch	3/20/2018	1385	Navitas Utility Corporation			1107 · Checking	46,166.00	-
Bill	3/31/2018	1803TNNG	Navitas Utility Corporation			-SPLIT-		(69,711.00)
Bill Pmt -Ch	3/31/2018		Navitas Utility Corporation	QuickBooks generated		1107 · Checking	-	-
Bill Pmt -Ch	4/9/2018	1394	Navitas Utility Corporation			1107 · Checking	35,000.00	-
Bill Pmt -Ch	4/10/2018	1395	Navitas Utility Corporation			1107 · Checking	4,000.00	-
Bill Pmt -Ch	4/16/2018	1396	Navitas Utility Corporation			1107 · Checking	31,000.00	-
Bill Pmt -Ch	4/20/2018	1397	Navitas Utility Corporation			1107 · Checking	12,563.00	-
Bill Pmt -Ch	4/23/2018	1398	Navitas Utility Corporation			1107 · Checking	20,000.00	-
Bill	4/30/2018	1804TNNG	Navitas Utility Corporation			-SPLIT-		(61,816.00)
Bill Pmt -Ch	5/9/2018	1400	Navitas Utility Corporation			1107 · Checking	17,444.00	-
Check	5/15/2018	1402	Navitas Utility Corporation	Credit		1107 · Checking	14,000.00	-
Check	5/18/2018	1403	Navitas Utility Corporation	Credit		1107 · Checking	10,000.00	-
Bill Pmt -Ch	5/23/2018	1405	Navitas Utility Corporation			1107 · Checking	50,000.00	-
Bill Pmt -Ch	5/25/2018		Navitas Utility Corporation	QuickBooks generated		1100 · Cash	-	-
Check	5/25/2018	1408	Navitas Utility Corporation	Credit		1107 · Checking	11,500.00	-
Check	5/29/2018	1409	Navitas Utility Corporation	Transfer		1107 · Checking	13,000.00	-
Bill	5/31/2018	1805TNNG	Navitas Utility Corporation			-SPLIT-		(51,403.00)

Bill Pmt -Ch	5/31/2018		Navitas Utility Corporation	QuickBooks generated		1107 · Checking	-	-
Check	6/5/2018	1411	Navitas Utility Corporation	Transfer		1107 · Checking	6,045.31	-
Check	6/11/2018	1413	Navitas Utility Corporation	180611 NUC Transfer		1107 · Checking	2,511.00	-
Check	6/22/2018	1414	Navitas Utility Corporation	Transfer		1107 · Checking	20,022.00	-
Bill	6/30/2018	1806TNNG	Navitas Utility Corporation			-SPLIT-		(40,282.00)
Check	7/2/2018	Transfer	Navitas Utility Corporation	Transfer		1107 · Checking	8,000.00	-
Check	7/11/2018	1417	Navitas Utility Corporation	Transfer		1107 · Checking	4,011.00	-
Check	7/23/2018	1423	Navitas Utility Corporation	Transfer		1107 · Checking	7,923.00	-
Bill	7/31/2018	1807TNNG	Navitas Utility Corporation			-SPLIT-		(38,970.62)
Bill Pmt -Ch	8/2/2018	1424	Navitas Utility Corporation			1107 · Checking	6,002.00	-
Bill Pmt -Ch	8/7/2018	Transfer	Navitas Utility Corporation			1107 · Checking	7,000.00	-
Check	8/29/2018	1428	Navitas Utility Corporation			1107 · Checking	14,029.00	-
Bill	8/31/2018	1808TNNG	Navitas Utility Corporation			-SPLIT-		(38,735.10)
General Jou	9/7/2018	180907	Navitas Utility Corporation	Loan 1032785		2307 · LOC - Bar	20,000.00	-
Bill Pmt -Ch	9/14/2018		Navitas Utility Corporation	QuickBooks generated		1107 · Checking	-	-
Check	9/14/2018	1432	Navitas Utility Corporation			1107 · Checking	5,514.00	-
Check	9/18/2018	1433	Navitas Utility Corporation	VOID:	X	1107 · Checking	-	-
Check	9/18/2018	1434	Navitas Utility Corporation			1107 · Checking	5,018.00	-
Bill Pmt -Ch	9/27/2018	1436	Navitas Utility Corporation			1107 · Checking	5,827.00	-
Bill	9/30/2018	1809TNNG	Navitas Utility Corporation			-SPLIT-		(35,137.61)
Bill Pmt -Ch	10/2/2018	1437	Navitas Utility Corporation	VOID:	X	1107 · Checking	-	-
Bill Pmt -Ch	10/2/2018	1438	Navitas Utility Corporation			1107 · Checking	3,502.27	-
Bill Pmt -Ch	10/3/2018	1439	Navitas Utility Corporation			1107 · Checking	6,003.00	-
Bill Pmt -Ch	10/23/2018	1442	Navitas Utility Corporation			1107 · Checking	5,023.00	-
Bill Pmt -Ch	10/29/2018	1444	Navitas Utility Corporation			1107 · Checking	2,629.00	-
Bill Pmt -Ch	10/30/2018	1445	Navitas Utility Corporation			1107 · Checking	1,030.00	-
General Jou	10/30/2018	181030	Navitas Utility Corporation	Loan 1032785		2307 · LOC - Bar	25,000.00	-
Bill	10/31/2018	1810TNNG	Navitas Utility Corporation			-SPLIT-		(50,152.00)
General Jou	10/31/2018	181031	Navitas Utility Corporation	Loan 1032785		2307 · LOC - Bar	25,000.00	-
Bill Pmt -Ch	11/1/2018	xfer	Navitas Utility Corporation			1107 · Checking	1,001.00	-
Bill Pmt -Ch	11/6/2018	1446	Navitas Utility Corporation			1107 · Checking	1,506.00	-
Bill Pmt -Ch	11/21/2018	1452	Navitas Utility Corporation			1107 · Checking	4,021.00	-
Bill Pmt -Ch	11/23/2018	1453	Navitas Utility Corporation			1107 · Checking	3,623.00	-
Bill Pmt -Ch	11/27/2018	1454	Navitas Utility Corporation			1107 · Checking	4,327.00	-

Bill	11/30/2018	1811TNNG		Navitas Utility Corporation	-SPLIT-		(54,348.16)
Bill Pmt -Ch	12/4/2018		1457	Navitas Utility Corporation	1107 · Checking	6,004.00	-
Bill Pmt -Ch	12/11/2018		1459	Navitas Utility Corporation	1107 · Checking	8,511.00	-
Bill Pmt -Ch	12/21/2018		1462	Navitas Utility Corporation	1107 · Checking	22,021.00	-
Bill Pmt -Ch	12/27/2018		1466	Navitas Utility Corporation	1107 · Checking	10,027.00	-
Bill Pmt -Ch	12/28/2018	Transfer		Navitas Utility Corporation	1107 · Checking	8,000.00	-
Bill	12/31/2018	1812TNNG		Navitas Utility Corporation	-SPLIT-		(71,543.33)
Bill Pmt -Ch	1/3/2019		1467	Navitas Utility Corporation	1107 · Checking	13,903.00	-
Bill Pmt -Ch	1/22/2019		1480	Navitas Utility Corporation	1107 · Checking	13,022.00	-
Bill Pmt -Ch	1/31/2019		1481	Navitas Utility Corporation	1107 · Checking	30,031.00	-
Bill	1/31/2019	1901TNNG		Navitas Utility Corporation	-SPLIT-		(80,845.53)
Bill Pmt -Ch	2/5/2019	Transfer		Navitas Utility Corporation	1107 · Checking	12,005.00	-
Bill Pmt -Ch	2/11/2019		1482	Navitas Utility Corporation	1107 · Checking	4,011.00	-
Bill Pmt -Ch	2/15/2019		1483	Navitas Utility Corporation	1107 · Checking	4,915.00	-
Bill Pmt -Ch	2/19/2019		1484	Navitas Utility Corporation	1107 · Checking	11,019.00	-
Bill Pmt -Ch	2/20/2019		1486	Navitas Utility Corporation	1107 · Checking	41,520.00	-
Check	2/21/2019		1487	Navitas Utility Corporation	1107 · Checking	2,521.00	-
Check	2/25/2019		1488	Navitas Utility Corporation	1107 · Checking	5,025.00	-
Check	2/27/2019		1489	Navitas Utility Corporation	1107 · Checking	13,027.00	-
Bill	2/28/2019	1902TNNG		Navitas Utility Corporation	-SPLIT-		(79,812.50)
Check	3/1/2019		1490	Navitas Utility Corporation	1107 · Checking	15,001.00	-
Check	3/4/2019		1491	Navitas Utility Corporation	1107 · Checking	3,004.00	-
Check	3/5/2019	xfer		Navitas Utility Corporation	1107 · Checking	1,005.00	-
Bill Pmt -Ch	3/8/2019		1496	Navitas Utility Corporation	1107 · Checking	1,008.00	-
Bill Pmt -Ch	3/19/2019	Transfer		Navitas Utility Corporation	1107 · Checking	26,019.00	-
Bill Pmt -Ch	3/20/2019	Transfer		Navitas Utility Corporation	1107 · Checking	10,000.00	-
Bill Pmt -Ch	3/22/2019	Transfer		Navitas Utility Corporation	1107 · Checking	7,022.00	-
Bill Pmt -Ch	3/26/2019		1499	Navitas Utility Corporation	1107 · Checking	11,026.00	-
Bill Pmt -Ch	3/28/2019		1500	Navitas Utility Corporation	1107 · Checking	7,028.00	-
Bill Pmt -Ch	3/29/2019		1501	Navitas Utility Corporation	1107 · Checking	2,029.00	-
Bill	3/31/2019	1903TNNG		Navitas Utility Corporation	-SPLIT-		(59,939.03)
Bill Pmt -Ch	4/2/2019		1503	Navitas Utility Corporation	1107 · Checking	11,002.00	-
Bill Pmt -Ch	4/9/2019		1506	Navitas Utility Corporation	1107 · Checking	1,009.00	-
Bill Pmt -Ch	4/10/2019		1507	Navitas Utility Corporation	1107 · Checking	5,010.00	-

Bill Pmt -Ch	4/17/2019		1510	Navitas Utility Corporation	1107 · Checking	4,253.27	-
Check	4/19/2019	Transfer		Navitas Utility Corporation	1107 · Checking	5,000.00	-
Check	4/22/2019		1511	Navitas Utility Corporation	1107 · Checking	9,022.00	-
Bill Pmt -Ch	4/25/2019		1515	Navitas Utility Corporation	1107 · Checking	5,025.00	-
Bill Pmt -Ch	4/26/2019	Transfer		Navitas Utility Corporation	1107 · Checking	4,026.00	-
Bill Pmt -Ch	4/29/2019	Transfer		Navitas Utility Corporation	1107 · Checking	2,029.00	-
Bill Pmt -Ch	4/30/2019	Transfer		Navitas Utility Corporation	1107 · Checking	7,530.00	-
Bill	4/30/2019	1904TNNG		Navitas Utility Corporation	-SPLIT-		(52,964.45)
Bill Pmt -Ch	5/7/2019		1518	Navitas Utility Corporation	1107 · Checking	14,007.00	-
Bill Pmt -Ch	5/13/2019		1519	Navitas Utility Corporation	1107 · Checking	8,013.00	-
Bill Pmt -Ch	5/22/2019		1520	Navitas Utility Corporation	1107 · Checking	14,022.00	-
Bill Pmt -Ch	5/23/2019		1521	Navitas Utility Corporation	1107 · Checking	6,023.00	-
Bill Pmt -Ch	5/30/2019	Transfer		Navitas Utility Corporation	1107 · Checking	10,030.00	-
Bill Pmt -Ch	5/31/2019		1522	Navitas Utility Corporation	1107 · Checking	5,031.00	-
Bill	5/31/2019	1905TNNG		Navitas Utility Corporation	-SPLIT-		(37,338.00)

47. Provide copies of the following tax returns (state and federal) for the most recent three (3) tax years:

a) Tennessee Gross Receipts Tax Returns

Included herein are copies of Navitas TN NG, LLC's Tennessee Gross Receipts Tax Returns for 2016, 2017, and 2018.

b) Tennessee Franchise and Excise Tax Returns

Included herein are copies of Navitas TN NG, LLC's Tennessee Franchise and Excise Tax Returns for 2016, 2017, and 2018.

c) Property Tax statement Tennessee Ad Valorem Tax Report

Included herein are copies of Navitas TN NG, LLC's Property Tax statement Tennessee Ad Valorem Tax Reports for 2017, 2018, and 2019.

d) Employer's Quarterly Federal Tax Returns (Form 941)

Included herein are copies of Navitas Utility Corporation's Federal Tax Returns (Form 941) for 2016, 2017, and 2018.

e) Employer's Annual Federal Unemployment Tax Return (Form 940)

Included herein are copies of Navitas Utility Corporation's Annual Federal Unemployment Tax Returns (Form 940) for 2017 and 2018.

f) Employer's Quarterly Contribution Report to the Tennessee Department of Employment Security

Included herein are copies of Navitas Utility Corporation's Contribution Reports for 2016, 2017, and 2018.

48. Provide the following Federal Income Tax data for the Tennessee Operations for the test year and the attrition year:

a) The calculation of the LDC's federal income tax expense. The calculated amount should reconcile to the amount reported on the Tennessee PSC 3.03 surveillance reports.

Included herein is the calculation of Navitas TN NG, LLC's federal income tax expense.

b) A detailed calculation of the permanent book and tax differences

See Item 49.

c) A detailed calculation of the temporary book and tax differences

See Item 49.

d) Operating federal income taxes deferred – accelerated depreciation

Navitas does not use accelerated depreciation for its pipeline assets.

e) Federal income taxes – operating

This is not applicable to Navitas.

f) Income credits resulting from prior deferrals of federal income taxes

Navitas TN NG, LLC is a wholly owned subsidiary of Navitas Assets, LLC and is considered a disregarded entity. Navitas Assets, LLC is a pass-through entity. Thus, each shareholder receives a proportionate share of the income to declare on their individual personal tax returns.

49. Provide a reconciliation of book to taxable income and a calculation of the federal income tax expense on a total Company, total LDC, and Tennessee only basis for the test period and for the attrition period.

Included herein is a reconciliation of book to taxable income and calculation of the federal income tax expense for the test period and attrition period.

50. Provide the unemployment tax rate presently being paid, broken down into state and federal rates, and any anticipated change in state unemployment rate.

Included herein are copies of the Tax Verification reports from ADP, the company's human resources vendor, for 2018 and 2019, broken down by bi-weekly and semi-monthly employees.

ITEM 47(a)

TENNESSEE DEPARTMENT OF REVENUE
Gross Receipts Tax Return - Gas, Water, Electric Power, & Light Companies

GRO 209

Taxable Period	Account No.	SSN
Beginning: 7/1/2019	340000288	OR
Ending: 6/30/2020	Due Date 8/1/19	FEIN 27-4174573

Reporting Period (Month / Day / Year)
Beginning: 1 / 1 / 2018
Ending: 12 / 31 / 2018
Please indicate the annual or monthly reporting period

NAVITAS TN NG, LLC
3186-D Airway Avenue
Costa Mesa, CA 92626

If this is an AMENDED RETURN, please check the box at right ☐

Make your check payable to the Tennessee Department of Revenue for the amount shown on Line 16 and mail to:
TENNESSEE DEPARTMENT OF REVENUE
Andrew Jackson State Office Building
500 Deaderick Street, Nashville TN 37242

ROUND TO NEAREST DOLLAR

Gross Receipts Tax on Gas Distribution

1. Gross receipts from gas distribution in Tennessee	(1)	807,483	.00
2. Tax (1.5 % of Line 1)	(2)	8,479	.00
Gross Receipts Tax on Water/Electricity Distribution			
3. Gross receipts from water/electricity distribution in Tennessee	(3)		.00
4. Less: Exemption ($5,000 maximum)	(4)		.00
5. Gross receipts subject to tax (Line 3 less Line 4)	(5)		.00
6. Tax (% of Line 5)	(6)		.00
Computation of Tax			
7. Gross receipts tax (From Lines 2 and/or 6)	(7)	8,479	.00
8. Less: Franchise tax credit	(8)	1,210	.00
9. Less: Excise tax credit	(9)		.00
10. Net tax (Line 7 less Lines 8 and 9)	(10)	7,269	.00
11. Less credit amount from previous Department of Revenue notice(s)	(11)		.00
12. Penalty (If filed LATE, compute penalty at 5% of the tax (Line 10 minus Line 11) for each 1 to 30 DAY PERIOD for which TAX IS DELINQUENT (Total penalty not to exceed 25%.) Minimum penalty is $15 regardless of the amount of tax due or whether there is any tax due	(12)		.00
13. Interest (Line 10 minus Line 11 X % per annum on taxes unpaid by the due date)	(13)		.00
14. Total Tax Due (Add Lines 10, 12 and 13, less Line 11 if applicable)	(14)		.00
15. Installment (¼ of Line 14) **(Only timely annual filers have the option to use this line)**	(15)		.00
16. Total Remittance Amount (Line 14 or Line 15)	(16)	7,269	.00

FOR OFFICE USE ONLY

I declare this is a true, complete, and accurate return to the best of my knowledge.

SIGN HERE ➤ _____ 4-16-19
President or other Principal Officer, Partner or Proprietor — Date

SIGN HERE ➤ _____
Tax Return Preparer and Title — Date

209340001

RV-R0003901

INTERNET (8-05)

TENNESSEE DEPARTMENT OF REVENUE

Gross Receipts Tax Return - Gas, Water, Electric Power, & Light Companies

GRO 209

Taxable Period	Account No.	SSN
Beginning: 07/01/2018	340000288	OR
Ending: 06/30/2019	Due Date 8/1/18	FEIN 27-4174573

Reporting Period

	Month	Day	Year
Beginning:	01	01	2017
Ending:	12	31	2017

Please indicate the annual or monthly reporting period

NAVITAS TN NG, LLC
3186 AIRWAY AVE STE D
COSTA MESA, CA 92626

If this is an AMENDED RETURN, please check the box at right

Make your check payable to the Tennessee Department of Revenue for the amount shown on Line 16 and mail to:
TENNESSEE DEPARTMENT OF REVENUE
Andrew Jackson State Office Building
500 Deaderick Street, Nashville TN 37242

ROUND TO NEAREST DOLLAR

Gross Receipts Tax on Gas Distribution

1. Gross receipts from gas distribution in Tennessee	(1)	659,965 .00
2. Tax (1.5 % of Line 1)	(2)	9,899 .00

Gross Receipts Tax on Water/Electricity Distribution

3. Gross receipts from water/electricity distribution in Tennessee	(3)	.00
4. Less: Exemption ($5,000 maximum)	(4)	.00
5. Gross receipts subject to tax (Line 3 less Line 4)	(5)	.00
6. Tax (% of Line 5)	(6)	.00

Computation of Tax

7. Gross receipts tax (From Lines 2 and/or 6)	(7)	9,899 .00
8. Less: Franchise tax credit	(8)	1,296 .00
9. Less: Excise tax credit	(9)	.00
10. Net tax (Line 7 less Lines 8 and 9)	(10)	8,603 .00
11. Less credit amount from previous Department of Revenue notice(s)	(11)	.00
12. Penalty (If filed LATE, compute penalty at 5% of the tax (Line 10 minus Line 11) for each 1 to 30 DAY PERIOD for which TAX IS DELINQUENT (Total penalty not to exceed 25%.) Minimum penalty is $15 regardless of the amount of tax due or whether there is any tax due	(12)	.00
13. Interest (Line 10 minus Line 11 X % per annum on taxes unpaid by the due date)	(13)	.00
14. Total Tax Due (Add Lines 10, 12 and 13, less Line 11 if applicable)	(14)	.00
15. Installment (¼ of Line 14) **(Only timely annual filers have the option to use this line)**	(15)	.00
16. Total Remittance Amount (Line 14 or Line 15)	(16)	8,603 .00

FOR OFFICE USE ONLY

I declare this is a true, complete, and accurate return to the best of my knowledge.

SIGN HERE [signature] 4-27-18
President or other Principal Officer, Partner or Proprietor — Date

SIGN HERE
Tax Return Preparer and Title — Date

209340001

RV-R0003901

INTERNET (8-05)

TENNESSEE DEPARTMENT OF REVENUE

Gross Receipts Tax Return - Gas, Water, Electric Power, & Light Companies

GRO 209

Taxable Period	Account No.
Beginning: 07-01-17 Ending: 06-30-18	340000288
Due Date	**SSN or FEIN**
08-01-17	27-4174573

For assistance, contact the Taxpayer Services Division at (800) 342-1003, (615) 253-0600 or www.TN.gov/revenue.

Reporting Period (Month / Day / Year)

Beginning: 01 / 01 / 2016

Ending: 12 / 31 / 2016

Please indicate the annual or monthly reporting period

If this is an AMENDED RETURN, please check the box at right. ☐

If this is a FINAL RETURN for a closed business, please check the box at right. ☐

If this is a CHANGE OF MAILING ADDRESS, please check the box at right. ☐

Remit amount on Line 16, Payable to: TENNESSEE DEPARTMENT OF REVENUE, Andrew Jackson State Office Building, 500 Deaderick Street, Nashville, TN 37242

NAVITAS TN NG, LLC
3186 AIRWAY AVE STE D
COSTA MESA CA 92626-4650

ROUND TO NEAREST DOLLAR

Gross Receipts Tax on Gas Distribution

1. Gross receipts from gas distribution in Tennessee	(1)	645,968	.00
2. Tax (1.50 % of Line 1)	(2)	9,690	.00
Gross Receipts Tax on Water/Electricity Distribution			
3. Gross receipts from water/electricity distribution in Tennessee	(3)		.00
4. Less: Exemption ($5,000 maximum)	(4)		.00
Gross receipts subject to tax (Line 3 less Line 4)	(5)		.00
6. Tax (3.00 % of Line 5)	(6)		.00
Computation of Tax			
7. Gross receipts tax (From Lines 2 and/or 6)	(7)		.00
8. Less: Franchise tax credit	(8)	1,366	.00
9. Less: Excise tax credit	(9)		.00
10. Net tax (Line 7 less Lines 8 and 9)	(10)	8,324	.00
11. Less credit amount from previous Department of Revenue notice(s)	(11)		.00
12. Penalty { If filed LATE, compute penalty at 5% of the tax (Line 10 minus Line 11) for each 1 to 30 DAY PERIOD for which TAX IS DELINQUENT (Total penalty not to exceed 25%.) Minimum penalty is $15 regardless of the amount of tax due or whether there is any tax due.	(12)		.00
13. Interest (Line 10 minus Line 11 X 8.00 % per annum on taxes unpaid by the due date)	(13)		.00
14. Total Tax Due (Add Lines 10, 12 and 13, less Line 11 if applicable)	(14)	8,324	.00
15. Installment (1/4 of Line 14) **(Only timely annual filers have the option to use this line)**	(15)		.00
16. Total Remittance Amount (Line 14 or Line 15)	(16)	8,324	.00

FOR OFFICE USE ONLY ☐☐☐☐☐☐

☐☐☐☐☐☐☐☐

I declare this is a true, complete, and accurate return to the best of my knowledge.

SIGN HERE ➤ _____ 8-21-17

President or other Principal Officer, Partner or Proprietor — Date

SIGN HERE ➤ _____

Tax Return Preparer and Title — Date

2093403400002882017070120180630012940523617071300000000000000000000006

ITEM 47(b)

STATE OF TENNESSEE
DEPARTMENT OF REVENUE

F&E Form 170 Tax Return Summary

NAVITAS TN NG, LLC
3186 AIRWAY AVE
COSTA MESA, CA 92626-4650

Account ID:	0321119035-FAE
Filing Period:	31-Dec-2018
Received:	10-Apr-2019
Confirmation Number:	287564544

Summary

Schedule A - Computation of Franchise Tax	
1. Total Net Worth	-$ 71,694.00
2. Total Real and Tangible Personal Property	$ 483,956.00
3. Franchise Tax	$ 1,210.00
Schedule B - Computation of Excise Tax	
4. Income Subject to Excise Tax	$ 0.00
5. Excise Tax	$ 0.00
6. Recapture of Tax Credit	$ 0.00
7. Net Excise Tax Due	$ 0.00
Schedule C - Computation of Total Tax Due or Overpayment	
8. Total Franchise and Excise Taxes	$ 1,210.00
9. Total Credit	$ 0.00
10. Net Tax	$ 1,210.00
11. Total Payments	$ 0.00
12. Penalty	$ 0.00
13. Interest	$ 0.00
14. Penalty on Estimated Payments	$ 0.00
15. Interest on Estimated Payments	$ 0.00
16. Total Amount Due	$ 1,210.00
A. Credit to Next Year's Tax	$ 0.00
B. Refund	$ 0.00

Print Date: 10-Apr-2019

Schedule D - Schedule of Credits

1. Gross Premiums Tax Credit	$ 0.00
2. Tennessee Income Tax	$ 0.00
3. Green Energy Tax Credit	$ 0.00
4. Brownfield Property Credit	$ 0.00
5. Broadband Credit	$ 0.00
6. Industrial Machinery Credit	$ 0.00
7. Job Tax Credit	$ 0.00
8. Additional Annual Job Tax Credit	$ 0.00
9. Total Credit	$ 0.00

Schedule E - Schedule of Required Quarterly Installments and Payments

	Required Quarterly Installments	Amount Paid
1. Overpayment from previous year if available		$ 0.00
2. First quarterly estimate	$ 0.00	$ 0.00
3. Second quarterly estimate	$ 0.00	$ 0.00
4. Third quarterly estimate	$ 0.00	$ 0.00
5. Fourth quarterly estimate	$ 0.00	$ 0.00
6. Extension payment		$ 0.00
7. Total payments		$ 0.00

Computation of Franchise Tax

Schedule F1 - Non-Consolidated Net Worth

1. Net worth	-$ 71,694.00
2. Indebtedness to or guaranteed by parent or affiliated corporation	$ 0.00
3. Total Lines 1 and 2	-$ 71,694.00
4. Franchise tax apportionment ratio	100%
5. Total - Line 3 multiplied by Line 4	-$ 71,694.00

Schedule F2 - Consolidated Net Worth

1. Consolidated net worth	$ 0.00
2. Franchise tax apportionment ratio	100%
3. Total - Line 1 multiplied by Line 2	$ 0.00

Schedule G - Determination of Real and Tangible Property

Book Value of Property Owned - Cost less accumulated depreciation	In Tennessee
1. Land	$ 260.00
2. Buildings, leaseholds, and improvements	$ 0.00
3. Machinery, equipment, furniture, and fixtures	$ 457,083.00
4. Automobiles and trucks	$ 0.00
5. Prepaid supplies and other tangible personal property	$ 26,613.00
6. Ownership share of real and tangible property of a partnership that does not file a return	$ 0.00
7a. Inventories and work in progress	$ 0.00
7b. Exempt finished goods inventory in excess of $30 million	$ 0.00
8. Certified pollution control equipment	$ 0.00
9. Exempt required capital investment	$ 0.00
10. Subtotal	$ 483,956.00

Rental Value of Property Used but Not Owned		
Net Annual Rental Paid for:	In Tennessee	
11. Real property	$ 0.00 x8	$ 0.00
12. Machinery and equipment used	$ 0.00 x3	$ 0.00
13. Furniture, office machinery, and equipment	$ 0.00 x2	$ 0.00
14. Delivery or mobile equipment	$ 0.00 x1	$ 0.00
15. Tennessee total		$ 483,956.00

Schedule H - Gross Receipts

1. Gross receipts or sales per federal income tax return	$ 807,483.00

Computation of Excise Tax

Schedule J1 - Computation of Net Earnings for Entities Treated as Partnerships

Additions:	
1. Ordinary income or loss	$ 0.00
2. Income items specifically allocated to partners	$ 0.00
3. Any net loss or expense distributed to a publicly traded REIT	$ 0.00
4. Total additions	$ 0.00
Deductions:	
5. Expense items specifically allocated to partners	$ 0.00
6. Amount subject to self-employment taxes	$ 0.00
7. Amount of contribution to qualified pension or benefit plans	$ 0.00
8. Any net gain or income distributed to a publicly traded REIT	$ 0.00
9. Loss on sale of asset sold within 12 months after date of distribution	$ 0.00

10. Total deductions	$ 0.00
11. Total	$ 0.00

Schedule J2 - Computation of Net Earnings for a Single Member LLC Filing as an Individual

Additions:

1. Business Income or loss from federal Form 1040, Schedule C	$ 0.00
2. Business Income or loss from federal Form 1040, Schedule D	$ 0.00
3. Business Income or loss from federal Form 1040, Schedule E	$ 0.00
4. Business Income or loss from federal Form 1040, Schedule F	$ 0.00
5. Business Income or loss from federal Form 4797	$ 0.00
6. Other	$ 0.00
Form	
Schedule	
7. Total additions	$ 0.00

Deductions:

8. Amount subject to self-employment taxes	$ 0.00
9. Total	$ 0.00

Schedule J3 - Computation of Net Earnings for Entities Treated as Subchapter S Corporations

Additions:

1. Ordinary income or loss	$ 0.00
2. Income items to extent includable in federal income were it not for "S" status election	$ 0.00
3. Total additions	$ 0.00

Deductions:

4. Expense items to extent includable in federal expenses were it not for "S" status election	$ 0.00
5. Loss on sale of asset sold within 12 months after date of distribution	$ 0.00
6. Total deductions	$ 0.00
7. Total	$ 0.00

Schedule J4 - Computation of Net Earnings for Entities Treated as Corporations and Other Entities

Additions:

1. Taxable income or loss before deductions	-$ 10,109.00
2a. Income before net loss	$ 0.00
b. Dividends deduction	$ 0.00
c. Income after dividends	$ 0.00

3. Unrelated business taxable income	$ 0.00
4. Other	$ 0.00
Form	
5. Contribution carryover from prior period(s)	$ 0.00
6. Capital gains offset by capital loss carryover or carryback	$ 0.00
7. Total additions	-$ 10,109.00
Deductions:	
8. Contributions in excess of amount allowed by federal government	$ 0.00
9. Portion of current year's capital loss not included in federal taxable income	$ 0.00
10. Total deductions	$ 0.00
11. Total	-$ 10,109.00

Schedule J - Computation of Net Earnings Subject to Excise Tax

1. Federal income or loss	-$ 10,109.00
Additions:	
2. Intangible expenses paid, accrued, or incurred to an affiliated business entity or entities deducted for federal income tax purposes	$ 0.00
3. Any depreciation under the provisions of IRC Section 168 not permitted for excise tax purposes due to Tennessee permanently decoupling from federal bonus depreciation	$ 0.00
4. Gain on the sale of an asset sold within 12 months after the date of distribution to a nontaxable entity	$ 0.00
5. Tennessee excise tax expense	$ 0.00
6. Gross premiums tax deducted in determining federal income and used as an excise tax credit	$ 0.00
7. Interest income on obligations of states and their political subdivisions, less allowable amortization	$ 0.00
8. Depletion not based on actual recovery of cost	$ 0.00
9. Excess fair market value over book value of property donated	$ 0.00
10. Excess rent to/from an affiliate	$ 0.00
11. Any net loss or expense received from a pass-through entity subject to the excise tax	$ 0.00
12. Total additions	$ 0.00
Deductions:	
13. Any depreciation under the provisions of IRC Section 168 permitted for excise tax purposes due to Tennessee permanently decoupling from federal bonus depreciation	-$ 10,109.00
14. Any excess gain (or loss) from the basis adjustment resulting from Tennessee permanently decoupling from federal bonus depreciation	$ 0.00
15. Dividends received from corporations at least 80% owned	$ 0.00
16. Donations to qualified public school support groups and nonprofit organizations	$ 0.00

17. Any expense other than income taxes not deducted in determining federal taxable income for which a credit against the federal income tax was allowed	$ 0.00
18. Adjustments related to the safe harbor lease	$ 0.00
19. Nonbusiness earnings	$ 0.00
20. Intangible expenses paid, accrued, or incurred to an affiliated entity or entities	$ 0.00
21. Intangible income from an affiliated business entity or entities if the corresponding intangible expenses have not been deducted by the affiliate(s) under Tenn. Code Ann. Section 67-4-2006(b)(2)(N)	$ 0.00
22. Any net gain or income received from a "pass-through" entity subject to the excise tax	$ 0.00
23. Grants	-$ 10,109.00
24. Total deductions	-$ 10,109.00
Computation of Taxable Income	
25. Total business income (loss)	$ 0.00
26. Excise tax apportionment ratio	100%
26. Apportioned business income (loss)	$ 0.00
27. Nonbusiness earnings directly allocated to Tennessee	$ 0.00
28. Loss carryover from prior years	$ 0.00
29. Subject to excise tax	$ 0.00

Schedule K - Determination of Loss Carryover Available

1. Net loss from Schedule J, Line 24	$ 0.00
Additions:	
2. Amounts reported on Schedule J, Lines 15 and 19	$ 0.00
3. Amounts reported on Schedule J1, Lines 6 & 7, or Schedule J2, Line 8	$ 0.00
4. Reduced loss	$ 0.00
5. Excise tax apportionment ratio	0%
6. Current year loss carryover available	$ 0.00

Schedule N - Apportionment - Standard

	In Tennessee		Total Everywhere
1. Land, buildings, leaseholds, and improvements			
a. Year Begin	$ 0.00	a. Year Begin	$ 0.00
b. Year End	$ 0.00	b. Year End	$ 0.00
2. Machinery, equipment, furniture, and fixtures			
a. Year Begin	$ 0.00	a. Year Begin	$ 0.00

b. Year End	$ 0.00	b. Year End	$ 0.00
3. Automobiles and trucks			
a. Year Begin	$ 0.00	a. Year Begin	$ 0.00
b. Year End	$ 0.00	b. Year End	$ 0.00
4. Inventories and work in progress			
a. Year Begin	$ 0.00	a. Year Begin	$ 0.00
b. Year End	$ 0.00	b. Year End	$ 0.00
5. Prepaid supplies and other property			
a. Year Begin	$ 0.00	a. Year Begin	$ 0.00
b. Year End	$ 0.00	b. Year End	$ 0.00
6. Ownership share of real and tangible property of a partnership that does not file a return			
a. Year Begin	$ 0.00	a. Year Begin	$ 0.00
b. Year End	$ 0.00	b. Year End	$ 0.00
7. Excise tax total			
a. Year Begin	$ 0.00	a. Year Begin	$ 0.00
b. Year End	$ 0.00	b. Year End	$ 0.00
8. Exempt inventory			
a. Year Begin	$ 0.00	a. Year Begin	$ 0.00
b. Year End	$ 0.00	b. Year End	$ 0.00
9. Franchise tax total			
a. Year Begin	$ 0.00	a. Year Begin	$ 0.00
b. Year End	$ 0.00	b. Year End	$ 0.00
10. Excise tax average value			
In Tennessee	$ 0.00	Total Everywhere	$ 0.00
11. Franchise tax average value			
In Tennessee	$ 0.00	Total Everywhere	$ 0.00
12. Rented property			
In Tennessee	$ 0.00	Total Everywhere	$ 0.00
13. Excise tax property factor			
In Tennessee	$ 0.00		
Total Everywhere	$ 0.00		
Excise Ratio	0%		
14. Franchise tax property factor			
In Tennessee	$ 0.00		
Total Everywhere	$ 0.00		
Franchise Ratio	0%		
15. Payroll factor			
In Tennessee	$ 0.00		
Total Everywhere	$ 0.00		
Franchise Ratio	0%		

Excise Ratio	0%

16. Sales factor - (business gross receipts)

In Tennessee	$ 0.00
Total Everywhere	$ 0.00
Franchise Ratio	0%
Excise Ratio	0%

17. Total ratios

Franchise Ratio	0%
Excise Ratio	0%

18. Apportionment ratio

Franchise Ratio	0%
Excise Ratio	0%

Schedule O - Apportionment - Common Carriers

1. Total franchise mileage (odometer miles)

In Tennessee	0.00
Total Everywhere	0.00
Ratio	0%

2. Tennessee gross intrastate receipts and interstate gross receipts everywhere

In Tennessee	$ 0.00
Total Everywhere	$ 0.00
Ratio	0%

3. Total ratios 0%

4. Apportionment ratio 0%

Schedule P - Apportionment - Air Carriers

1. Originating revenue

In Tennessee	$ 0.00
Total Everywhere	$ 0.00
Ratio	0%

2. Air miles flown

In Tennessee	0.00
Total Everywhere	0.00
Ratio	0%

3. Total ratios 0%

4. Apportionment ratio 0%

Schedule R - Apportionment - Air Express Carriers

1. Originating revenue

In Tennessee	$ 0.00
Total Everywhere	$ 0.00
Ratio	0%

2. Air miles flown and ground miles traveled

In Tennessee	0.00
Total Everywhere	0.00
Ratio	0%

3. Total ratios	0%
4. Apportionment ratio	0%

Schedule S - Apportionment - Manufacturer Single Sales Factor

1. Sales - business gross receipts

In Tennessee	$ 0.00
Total Everywhere	$ 0.00
Ratio	0%

Schedule T - Industrial Machinery and Research and Development Equipment

Part 1: Tax Credit Computation

1. Purchase price of industrial machinery and research and development equipment	$ 0.00
2. Percentage allowed	1%
3. Current year credit	$ 0.00
4. Credit available from prior year(s)	$ 0.00
5. Total credit available	$ 0.00
6. Franchise and excise tax liability before any credits	$ 1,210.00
7. Limitation on credit	$ 605.00
8. Franchise and excise tax liability before any credits	$ 1,210.00
9. Credits from Schedule D, Lines 1 through 4 and Schedule D, Line 9	$ 0.00
10. Tax before Industrial Machinery Credit	$ 1,210.00
11. Amount available in current year	$ 0.00

Part 2: Recapture of Tax Credit

12. Reduction to credit carryover table, Schedule V, from recapture worksheet, Part 2, Line 16	$ 0.00
13. Recapture of credit from recapture worksheet, Part 2, Line 17	$ 0.00

Schedule X - Franchise and Excise Tax Job Credit Computation

Part 1 - Standard Job Tax Credit

1. New Tennessee jobs created and filled during the current fiscal year		0
2. Job Tax Credit from jobs created		$ 0.00
3. New Tennessee jobs created and filled during the current fiscal year under the provisions of Tenn. Code Ann. § 67-4-2109(b)(2)(B), requiring a higher level of investment		0
4. Job Tax Credit from jobs created		$ 0.00
5. Job Tax Credit carryover from prior years		$ 0.00
6. Total standard Job Tax Credit available		$ 0.00
7. Total franchise and excise taxes		$ 1,210.00
8. Limitation percentage		50%
9. Multiply Line 7 by Line 8		$ 605.00
10. Total before Part 5 limitation		$ 0.00

Part 2 - Additional Annual Credit

11. Jobs qualifying for additional annual credit in Tier 2, Tier 3, and Tier 4 Enhancement Counties		0
12. Additional Annual Credit - Enhancement Counties		$ 0.00
13. Jobs qualifying for additional credit based on a higher level of investment and job creation		0
14. Additional Annual Credit - Higher Investment Level		$ 0.00
15. Jobs qualifying for additional credit based on an Adventure Tourism Zone		0
16. Additional Annual Credit - Adventure Tourism Zone		$ 0.00
17. Total Additional Annual Credit		$ 0.00

Part 3 - Job Tax Credit for Hiring Persons with Disabilities

18. New full-time Tennessee jobs created and filled during the current fiscal year by qualified persons with disabilities		0
19. Job Tax Credit from jobs created		$ 0.00
20. New part-time Tennessee jobs created and filled during the current fiscal year by qualified persons with disabilities		$ 0.00
21. Job Tax Credit for jobs created		$ 0.00
22. Job Tax Credit for hiring persons with disabilities carryover from prior years		$ 0.00
23. Total Job Tax Credit for hiring persons with disabilities available	$ 0.00	
24. Total franchise and excise taxes		$ 1,210.00
25. Limitation		$ 605.00
26. Total before Part 5 limitation		$ 0.00

Part 4 - Community Resurgence Job Tax Credit

27. New Tennessee jobs created and filled during the current fiscal year in high-poverty areas		0
28. Job Tax Credit from jobs created		$ 0.00

29. Community Resurgence Job Tax Credit carryover from prior years	$ 0.00
30. Total Community Resurgence Job Tax Credit available	$ 0.00
31. Total franchise and excise taxes	$ 1,210.00
32. Limitation	$ 605.00
33. Total before Part 5 limitation	$ 0.00
Part 5 - Calculation of Overall Limitation	
34. Total franchise and excise taxes	$ 1,210.00
35. Credits from Schedule D, Lines 1 and 2	$ 0.00
36. Net tax after Gross Premiums and Tennessee Income Tax Credits	$ 1,210.00
37. Additional Annual Credit	$ 0.00
38. Total Additional Annual Credit allowable in current year	$ 0.00
39. Tax liability after Gross Premiums, Tennessee Income Tax, and Additional Annual Credits	$ 1,210.00
40. Standard Job Tax Credit	$ 0.00
41. Job Tax Credit for hiring persons with disabilities	$ 0.00
42. Community Resurgence Job Tax Credit	$ 0.00
43. Total job credits with carryover provision	$ 0.00
44. Credits from FAE170, Schedule D, Lines 3 through 5 or FAE174, Schedule D, Lines 3 through 6	$ 0.00
45. Net tax after other credits	$ 1,210.00
46. Total job tax credits allowable in current year excluding Additional Annual Credit claimed on Line 38 above	$ 0.00
Part 6 - Supplemental Information	
a. Business plan control number	
b. Total full-time Tennessee jobs at the beginning of the tax year	0
c. Total full-time Tennessee jobs at the end of the tax year	$ 0.00

Schedule 170NC - Consolidated Net Worth Franchise Tax Apportionment

	In Tennessee		Total Everywhere
1. Land, buildings, leaseholds, and improvements			
a. Year Begin	$ 0.00	a. Year Begin	$ 0.00
b. Year End	$ 0.00	b. Year End	$ 0.00
2. Machinery, equipment, furniture, and fixtures			
a. Year Begin	$ 0.00	a. Year Begin	$ 0.00
b. Year End	$ 0.00	b. Year End	$ 0.00
3. Automobiles and trucks			
a. Year Begin	$ 0.00	a. Year Begin	$ 0.00
b. Year End	$ 0.00	b. Year End	$ 0.00
4. Inventories and work in progress			
a. Year Begin	$ 0.00	a. Year Begin	$ 0.00

		Total Everywhere	$ 0.00

4. Interest income and receipts from commercial and installment loans which are not secured by real or tangible personal property

		Total Everywhere	$ 0.00

5. Receipts and fee income from letters of credit, acceptance of drafts, and other devices for guaranteeing loans or credit

		Total Everywhere	$ 0.00

6. Interest income, merchant discount, and other receipts including service charges from credit card and travel and entertainment credit cards, and credit card holders' fees

		Total Everywhere	$ 0.00

7. Sales of intangible or tangible assets

		Total Everywhere	$ 0.00

8. Receipts from the sale of a security by a dealer in such property

		Total Everywhere	$ 0.00

9. Receipts from fiduciary and other services

		Total Everywhere	$ 0.00

10. Receipts from the issuance of travelers checks, money orders and U.S. savings bonds

		Total Everywhere	$ 0.00

11. Interest income and other receipts from participation loans

		Total Everywhere	$ 0.00

12. Other financial institution receipts

		Total Everywhere	$ 0.00

13. Receipts of an affiliated group member that is not a financial institution

In Tennessee	$ 0.00	Total Everywhere	$ 0.00

14. Total receipts

In Tennessee	$ 0.00	Total Everywhere	$ 0.00

15. Apportionment ratio

		Total Everywhere	0%

Schedule 170SC - Manufacturer Single Sales Factor Consolidated Net Worth

1. Sales (business gross receipts)

In Tennessee	$ 0.00
Total Everywhere	$ 0.00
Ratio	0%

Franchise and Excise Tax Online

Confirmation

Thank you for filing your Franchise and Excise Tax Payment for e-filed Annual Return online at tn.gov. Your confirmation details are below. Please print this page for your records. You will not be able to print this page at a later time. If you have entered your e-mail address, you will receive an e-mail confirmation shortly. Please be aware that information you have submitted will be verified. If discrepancies are found, you will be notified by the Tennessee Department of Revenue.

DO NOT mail a paper return in addition to this online filing, and DO NOT send a duplicate payment if you have authorized a payment online.

Confirmation Details

Confirmation Number	179724466
Date	Wednesday, April 25, 2018 05:13:37 PM

File FE 170 Return - Payment Summary

Total Amount Due	**$0.00**
Total Overpayment	45.00
Filing Period	From 01/01/2017 to 12/31/2017
Final Return	No
Amended Return	No
Credit Amount	$45.00
Refund Amount	$0.00
Account Number	9035
Business Name	NAVITAS TN NG, LLC
Primary Legal Address	3186 AIRWAY AVE STE D, COSTA MESA, CA, 92626-4650, (714)242-4064

Business Activity

NAICS Code 221210

Schedule A, B & C

Schedule A - Computation of Franchise Tax

1. Total net worth from Schedule F1, Line 5	**($61,585.00)**
2. Total real & tangible personal property from Schedule G, Line 15	**$518,429.00**
3. Franchise tax (25¢ per $100.00 or major fraction thereof on the greater of Lines 1 or 2; minimum $100.00)	**$1,296.00**

Schedule B - Computation of Excise Tax

4. Income subject to excise tax from Schedule J, Line 29	**($67,835.00)**
5. Excise tax (6.5% of Line 4)	**$0.00**
6. Add: Recapture of tax credit from Schedule T, Part 2	**$0.00**
7. Net excise tax due (Line 5 plus Line 6)	**$0.00**

Schedule C - Computation of Total Tax Due or Overpayment

8. Total Franchise and Excise taxes - Add lines 3 and 7	**$1,296.00**
9. Deduct: Total credit from Schedule D, Line 10 (cannot exceed Line 8)	**$0.00**
10. Subtotal: Line 8 less Line 9 (if Line 9 exceeds Line 8, enter 0 here)	**$1,296.00**
11. Deduct: Total payments from Schedule E, Line 7	**$1,341.00**
12. Penalty (5% for each 30-day period of delinquency not to exceed 25%; minimum penalty is $15)	**$0.00**
13. Interest (8% per annum on taxes unpaid by the due date)	**$0.00**
14. Penalty on estimated franchise, excise tax payments	**$0.00**
15. Interest on estimated franchise, excise tax payments	**$0.00**
16. Total amount due (overpayment) - Add lines 10, 12, 13, 14, and 15, less Line 11	**($45.00)**
If overpayment reported on Line 16:	
Credit to next year's tax	**$45.00**

Refund	$0.00

Schedule D - Schedule of Credits

1. Gross Premiums tax credit	$0.00
2. Tennessee Income Tax	$0.00
3. Green Energy Tax Credit from business plans filed prior to July 1, 2015	$0.00
4. Brownfield Property Credit	"$0.00
5. Industrial Machinery Credit from Schedule T, Line 11	$0.00
6. Job Tax Credit from Schedule X, Line 46	$0.00
7. Additional Annual Job Tax Credit from Schedule X, Line 38	$0.00
8. Total Credit - Add lines 1 through 7 (Enter here and on Schedule C, Line 9)	$0.00

Schedule E - Schedule of Required Quarterly Installments and Payments

1. Overpayment from previous year if available	$1,341.00
2. First quarterly estimated payment	$0.00
3. Second quarterly estimated payment	$0.00
4. Third quarterly estimated payment	$0.00
5. Fourth quarterly estimated payment	$0.00
6. Extension payment	$0.00
7. Total payments - Add lines 1 through 6	$1,341.00

Schedule F1- Non-Consolidated Net Worth

1. Net Worth (total assets less total liabilities)	($61,585.00)
2. Indebtedness to or guaranteed by parent or affiliated corporation	$0.00
3. Total lines 1 and 2	($61,585.00)
4. Ratio (Schedules N, O, P, or R if applicable or 100%)	100%
5. Total - Line 3 multiplied by Line 4	($61,585.00)

Schedule G - Determination of Real and Tangible Property

1. Land	$260.00
2. Buildings, leaseholds, and improvements	$0.00

3. Machinery, equipment, furniture, and fixtures	$485,314.00
4. Automobiles and trucks	$0.00
5. Prepaid supplies and other tangible personal property	$8,855.00
6. Ownership share of real and tangible property of a partnership that does not file a return.	$0.00
7. Inventories and work in progress	$0.00
7a. Deduct exempt inventory in excess of $30 million	$0.00
8a. Deduct value of certified pollution control equipment	$0.00
8b. equipment used to produce electricity at a Certified Green Energy Production Facility	$0.00
9. Deduct exempt required capital investments	$0.00
10. Subtotal - Add lines 1 through 7, less Line 7a through Line 9	$494,429.00
11. Real property	$3,000.00
12. Machinery & equipment used in manufacturing & processing	$0.00
13. Furniture, office machinery, and equipment	$0.00
14. Delivery or mobile equipment	$0.00
15. Tennessee Total - Add lines 10-14	$518,429.00

Schedule H - Gross Receipts

1. Gross receipts or sales per federal income tax return	$659,965.00

Schedule J1 - Computation of Net Earnings for Entities Treated as Partnerships

1. Ordinary Income or Loss from Federal Form 1065, Line 22	($68,099.00)

Additions

2. Income items specifically allocated to partners, including guaranteed payments to partners (Federal Form 1065, Schedule K)	$0.00
3. Any net loss or expense distributed to a publicly traded REIT	$0.00
4. Total - Add lines 1, 2, and 3	($68,099.00)

Deductions

5. Expense items specifically allocated to partners (Federal Form 1065, Schedule K)	$0.00
6. Amount subject to self-employment taxes distributable or paid to each partner or member net of medical insurance payments previously deducted to determine Ordinary Income (Loss) on Form 1065 (If negative, enter zero)	$0.00
7. Amount of contribution, not previously deducted, to qualified pension or benefit plans of any partner or member, including all IRC 401plans	$0.00

8. Any net gain or income distributed to a publicly traded REIT	$0.00
9. Any loss on the sale of an asset sold within 12 months after the date of distribution	$0.00
10. Total deductions - Add lines 5 through 9	$0.00
11. Total - Line 4 less Line 10 (Enter here and on Schedule J, Line 1)	($68,099.00)

Schedule J - Computation of Net Earnings Subject to Excise Tax

1. Federal income or loss	($68,099.00)

Additions

2. Intangible Expenses paid, accrued or incurred to an affiliated business entity or entities deducted for federal income tax purposes	$0.00
3. Any depreciation under the provisions of IRC Section 168 not permitted for excise tax purposes due to Tennessee permanently decoupling from federal bonus depreciation.	$0.00
4. Any gain on the sale of an asset sold within twelve months after the date of distribution to a nontaxable entity	$0.00
5. Tennessee excise tax expense (to the extent reported for federal purposes)	$264.00
6. Gross premiums tax deducted in determining federal income and used as an excise tax credit	$0.00
7. Interest income on obligations of states and their political subdivisions, less allowable amortization	$0.00
8. Depletion not based on actual recovery of cost	$0.00
9. Excess fair market value over book value of property donated	$0.00
10. Excess rent to/from an affiliate. A taxpayer paying excess rent enters a positive amount on this line. A taxpayer receiving excess rent, to the extent added back to net earnings by its affiliate, enters a negative amount on this line	$0.00
11. Any net loss or expense received from a "pass-through" entity subject to the excise tax	$0.00
12. Total additions	$264.00

Deductions

13. Any depreciation under the provisions of IRC Section 168 permitted for excise tax purposes due to Tennessee permanently decoupling from federal bonus depreciation	$0.00
14. Any excess gain (or loss) from the basis adjustment resulting from Tennessee permanently decoupling from federal bonus depreciation	$0.00
15. Dividends received from corporations, at least 80% owned	$0.00
16. Donations to Qualified Public School Support Groups and nonprofit organizations	$0.00
17. Any expense other than income taxes, not deducted in determining federal taxable income for which a credit against the federal income tax is allowable	$0.00
18. Any income included for federal tax purposes and any depreciation or other expense that could have been deducted for "safe harbor" lease elections.	$0.00

19. Nonbusiness earnings (From Schedule M)	$0.00
20. Intangible expenses paid, accrued, or incurred to an affiliated entity or entities. Form IE - Intangible Expense Disclosure form must be included with this return	$0.00
21. Intangible income from an affiliated business entity or entities if the corresponding intangible expenses have not been deducted by the affiliate(s) under T.C.A. 67-4-2006(b)(2)(N)	$0.00
22. Any net gain or income received from a "pass-through" entity subject to the excise tax	$0.00
23. Total deductions - Add lines 13 through 22	$0.00

Computation of Taxable Income

24. Total business income (loss) - Add lines 1 and 12, less Line 23 (if loss, enter on Schedule K, Line 1)	($67,835.00)
25. Apportionment Ratio (Schedules N, O, P, or R if applicable or 100%)	100%
26. Apportioned business income (Loss) (Line 24 multiplied by Line 25)	($67,835.00)
27. Add: Nonbusiness earnings directly allocated to Tennessee (From Schedule M, Line 9)	$0.00
28. Deduct: Loss carryover from prior years	$0.00
29. Subject to excise tax (Line 26 plus Line 27, less Line 28)	($67,835.00)

Schedule K - Determination of Loss Carryover Available

1. Net loss from Schedule J, Line 24	($67,835.00)
2. Amounts reported on Schedule J, lines 15 and 19	$0.00
3. Amounts reported on Schedule J-1, Lines 6 and 7 or Schedule J-2, Line 8	$0.00
4. Reduced loss - Add lines 1 through 3 (if net amount is positive, enter "0")	($67,835.00)
5. Excise Tax ratio (Schedules N, O, P, or R if applicable or 100%)	100%
6. Current year loss carryover available	($67,835.00)

Schedule T - Schedule of Industrial Machinery

Part 1 - Tax Credit Computation

1. Purchase price of machinery	$0.00
2. Percentage allowed	1%
3. Original credit (Line 1 multiplied by Line 2)	$0.00
4. Credit available from prior year(s) (From Schedule V)	$0.00
5. Total credit available (Add lines 3 and 4)	$0.00
6. Franchise and Excise Tax liability before any credits	$1,296.00
7. Limitation on Credit (50% of line 6)	$648.00

8. Franchise and Excise Tax liability before any credits	$1,296.00
9. Credits from Schedule D, Lines 1 through 6 and Schedule D, Line 9	$0.00
10. Tax before Industrial Machinery Credit (Line 8 less Line 9)	$1,296.00
11. Amount available in Current Year (Least of Lines 5, 7, or 10)	$0.00
12. Reduction to credit carryover table, Schedule V, from recapture worksheet, Part 2, Line 16	$0.00
13. Recapture of credit from recapture worksheet, Part 2, Line 17 (enter here and on Schedule B, Line 6)	$0.00

Schedule V (Credit Carryover)

Total Amount	$0.00

Schedule U - Schedule of Loss Carryover

Total Amount	$0.00

Schedule X - Jobs Credit Computation

Business Plan Control No.

Part 1 - Standard Jobs Tax Credit Computation

1. New Tennessee jobs created and filled during the current fiscal year	0
2. Jobs Tax Credit from jobs created (Line 1 x $4,500)	$0.00
3. New Tennessee jobs created and filled during the current fiscal year under the provisions of Tenn. Code Ann. Section 67-4-2109(b)(2)(B), requiring a higher level of investment	0
4. Jobs Tax Credit from jobs created (Line 3 x $5,000)	$0.00
5. Jobs Tax Credit carryover from prior years	$0.00
6. Total Standard Jobs Tax Credit available (Add Lines 2, 4, and 5)	$0.00
7. Total Franchise and Excise Taxes (Schedule A, Line 3 plus Schedule B, Line 5)	$1,296.00
8. Limitation Percentage (50% for periods ending on or after July 1, 2009)	0
9. Line 7 x Line 8	$0.00
10. Total amount available in current year (Least of Lines 6 or 9; enter here and on Part 5, Line 40)	$0.00

Part 2 - Additional Annual Credit

11. Jobs qualifying for additional annual credit in Tier 2, Tier 3, and Tier 4 Enhancement Counties under the provisions of Tenn. Code Ann. Section 67-4-2109(b)(2)(A) or in an Adventure Tourism Zone per Tenn. Code Ann. Section 67-4-2109(b)(2)(C)	0
12. Additional Annual Credit - Enhancement Counties (Line 11 X $4,500)	$0.00
13. Jobs qualifying for additional credit based on a higher level of investment and job creation under the provisions of Tenn. Code Ann. Section 67-4-2109(b)(2)(B)	0

14. Additional Annual Credit - Higher Investment Level (Line 13 X $5,000)	$0.00
15. Jobs qualifying for additional credit based on an Adventure Tourism Zone under the provisions of Tenn. Code Ann. Section 67-4-2109(b)(2)(C)	0
16. Additional Annual Credit - Adventure Tourism Zone (Line 15 X $4,500)	$0.00
17. JTotal Additional Annual Credit (Add Lines 12, 14, and 16; enter here and on Part 5, Line 37	$0.00

Part 3 - Job Tax Credit for Hiring Persons with Disabilities

18. New full time Tennessee jobs created and filled during the current fiscal year by qualified persons with disabilities under the provisions of Tenn. Code Ann. Section 67-4-2109(f)	0
19. Job Tax Credit from jobs created (Line 18 x $5,000)	$0.00
20. New part time Tennessee jobs created and filled during the current fiscal year by qualified persons with disabilities under the provisions of Tenn. Code Ann. Section 67-4-2109(f)	0
21. Job Tax Credit from jobs created (Line 20 x $2,000)	$0.00
22. Job Tax Credit for Hiring Persons with Disabilities carryover from prior years	$0.00
23. Total Job Tax Credit for Hiring Persons with Disabilities available (Add Lines 19, 21, and 22)	$0.00
24. Total Franchise and Excise Taxes (Schedule A, Line 3 plus Schedule B, Line 5)	$1,296.00
25. Limitation (50% of Line 24)	648
26. Total before Part 5 limitation (Lesser of Lines 23 or 25; enter here and on Part 5, Line 41)	$0.00

Part 4 - Community Resurgence Job Tax Credit

27. New Tennessee jobs created and filled during the current fiscal year in high-poverty area under the provisions of Tenn. Code Ann. Section 67-4-2109(q)	0
28. Job Tax Credit from jobs created (Line 27 x $2,500)	$0.00
29. Community Resurgence Job Tax Credit carryover from prior years	$0.00
30. Total Community Resurgence Job Tax Credit available (Add Lines 28 and 29)	$0.00
31. Total Franchise and Excise Taxes (Schedule A, Line 3 plus Schedule B, Line 5)	$1,296.00
32. Limitation (50% of Line 31)	$648.00
33. Total before Part 5 limitation (Lesser of Lines 30 or 32; enter here and on Part 5, Line 42)	$0.00

Part 5 - Calculation of Overall Limitation

34. Total Franchise and Excise Taxes (Schedule A, Line 3 plus Schedule B, Line 5)	$1,296.00
35. Credits from Schedule D, Lines 1 and 2	$0.00
36. Net tax after Gross Premiums and Tennessee Income Tax credits (Line 34 less Line 35; if negative, enter zero)	$1,296.00
37. Additional Annual Credit from Part 2, Line 17	$0.00

38. Total Additional Annual Credit allowable in current year (Lesser of Line 36 or 37 (Enter here and on Schedule D, Line 9)	**$0.00**
39. Tax liability after Gross Premiums, Tennessee Income Tax, and Additional Annual credits (Line 36 less Line 38)	**$1,296.00**
40. Standard Job Tax Credit (Part 1, Line 10)	**$0.00**
41. Job Tax Credit for Hiring Persons with Disabilities (Part 3, Line 26)	**$0.00**
42. Community Resurgence Job Tax Credit (Part 4, Line 33)	**$0.00**
43. Total Job Credits with carryover provision (Add Lines 40 through 42)	**$0.00**
44. Credits from Schedule D, Lines 3 through 7	**$0.00**
45. Net tax after other credits (Line 39 less Line 44. If negative, enter zero)	**$1,296.00**
46. Total Job Tax Credits allowable in current year excluding Additional Annual Credit claimed on Line 38 above (Lesser of Line 43 or 45; enter here and on Schedule D, Line 8)	**$0.00**

Part 6 - Supplemental Information

a. Total full-time Tennessee jobs at the beginning of the tax year	**0**
b. Total full-time Tennessee jobs at the end of the tax year	**0**

Jobs Tax Credit Carryover

Total Amount	**$0.00**

Franchise and Excise Tax Online

Confirmation

Thank you for filing your Franchise and Excise Tax Payment for e-filed Annual Return online at tn.gov. Your confirmation details are below. Please print this page for your records. You will not be able to print this page at a later time. If you have entered your e-mail address, you will receive an e-mail confirmation shortly. Please be aware that information you have submitted will be verified. If discrepancies are found, you will be notified by the Tennessee Department of Revenue.

DO NOT mail a paper return in addition to this online filing, and DO NOT send a duplicate payment if you have authorized a payment online.

Confirmation Details

Confirmation Number	175205133
Date	Wednesday, May 17, 2017 01:15:45 PM
Amount Due	$1,366.00
Amount Paid	$1,366.00
ACH Debit	***3529

File FE 170 Return - Payment Summary

Total Amount Due	$1,366.00
Amount Paid	$1,366.00
Filing Period	From 01/01/2016 to 12/31/2016
Final Return	No
Amended Return	No
Payment Amount	$1,366.00
Account Number	9035
Business Name	NAVITAS TN NG, LLC
Primary Legal Address	3186 AIRWAY AVE STE D, COSTA MESA, CA, 92626-4650, (714)242-4064
Authorized Representative	Thomas Hartline
Bank Name	Bank 7

Type of Account	Checking
Routing Number	103103778
Account Number	***3529
Desired Payment Date	05/19/2017

Schedule A, B & C

Schedule A - Computation of Franchise Tax

1. Total net worth from Schedule F1, Line 5	$6,514.00
2. Total real & tangible personal property from Schedule G, Line 15	$546,561.00
3. Franchise tax (25¢ per $100.00 or major fraction thereof on the greater of Lines 1 or 2; minimum $100.00)	$1,366.00

Schedule B - Computation of Excise Tax

4. Income subject to excise tax from Schedule J, Line 33	($505,885.00)
5. Excise tax (6.5% of Line 4)	0.00
6. Add: Recapture of tax credit from Schedule T, Part 2	$0.00
7. Net excise tax due (Line 5 plus Line 6)	$0.00

Schedule C - Computation of Total Tax Due or Overpayment

8. Total Franchise and Excise taxes - Add lines 3 and 7	$1,366.00
9. Deduct: Total credit from Schedule D, Line 10 (cannot exceed Line 8)	$0.00
10. Subtotal: Line 8 less Line 9 (if Line 9 exceeds Line 8, enter 0 here)	$1,366.00
11. Deduct: Total payments from Schedule E, Line 7	$0.00
12. Penalty (5% for each 30-day period of delinquency not to exceed 25%; minimum penalty is $15)	$0.00
13. Interest (7.5% per annum on taxes unpaid by the due date)	$0.00
14. Penalty on estimated franchise, excise tax payments	$0.00
15. Interest on estimated franchise, excise tax payments	$0.00

16. Total amount due (overpayment) - Add lines 10, 12, 13, 14, and 15, less Line 11	$1,366.00

Schedule D - Schedule of Credits

1. Gross Premiums tax credit	$0.00
2. Tennessee Income Tax	$0.00
3. Green Energy Tax Credit from business plans filed prior to July 1, 2015	$0.00
4. Carbon Charge Credit from business plans filed prior to July 1, 2015	$0.00
5. Brownfield Property Credit from business plans filed prior to July 1, 2015	$0.00
6. Headquarters Relocation Expense Credit from business plans filed prior to July 1, 2015	$0.00
7. Industrial Machinery Credit from Schedule T, Line 11	$0.00
8. Jobs Tax Credit from Schedule X, Line 16	$0.00
9. Jobs Tax Credit computed in accordance with T.C.A. Section 67-4-2109 (b)(2) from Schedule X, Line 21	$0.00
10. Total Credit - Add lines 1 through 9	$0.00

Schedule E - Schedule of Payments

1. Overpayment from previous year if available	$0.00
2. First quarterly estimated payment	$0.00
3. Second quarterly estimated payment	$0.00
4. Third quarterly estimated payment	$0.00
5. Fourth quarterly estimated payment	$0.00
6. Extension payment	$0.00
7. Total payments - Add lines 1 through 6	$0.00

Schedule F1- Non-Consolidated Net Worth

1. Net Worth (total assets less total liabilities)	$6,514.00

2. Indebtedness to or guaranteed by parent or affiliated corporation	$0.00
3. Total lines 1 and 2	$6,514.00
4. Ratio (Schedules N, O, P, or R if applicable or 100%)	100%
5. Total - Line 3 multiplied by Line 4	$6,514.00

Schedule G - Determination of Real and Tangible Property

1. Land	$260.00
2. Buildings, leaseholds, and improvements	$0.00
3. Machinery, equipment, furniture, and fixtures	$513,765.00
4. Automobiles and trucks	$0.00
5. Prepaid supplies and other tangible personal property	$8,536.00
6. Share of entity treated as a partnership real and tangible property, provided that the entity does not file a return	$0.00
7. Inventories and work in progress	$0.00
7a. Deduct exempt inventory in excess of $30 million	$0.00
8a. Deduct value of certified pollution control equipment	$0.00
8b. equipment used to produce electricity at a Certified Green Energy Production Facility	$0.00
9. Deduct exempt required capital investments	$0.00
10. Subtotal - Add lines 1 through 7, less Line 7a through Line 9	$522,561.00
11. Real property	$3,000.00
12. Machinery & equipment used in manufacturing & processing	$0.00
13. Furniture, office machinery, and equipment	$0.00
14. Delivery or mobile equipment	$0.00
15. Tennessee Total - Add lines 10-14	$546,561.00

Schedule H - Gross Receipts

1. Gross receipts or sales per federal income tax return	$645,968.00

Schedule J1 - Computation of Net Earnings for Entities Treated as Partnerships

1. Ordinary Income or Loss from Federal Form 1065	($26,002.00)
Additions	
2. Additional income items specifically allocated to partners, including guaranteed payments to partners	$0.00
3. Any net loss or expense received from a "pass-through" entity subject to the excise tax, or any net loss or expense distributed to a publicly traded REIT	$0.00
4. Total	($26,002.00)
Deductions	
5. Additional expense items specifically allocated to partners (Fed 1065 -Sch K)	$0.00
6. Amount subject to self-employment taxes distributable or paid to each partner or member net of medical insurance payments previously deducted to determine Ordinary Income (Loss) on Form 1065 (If negative, enter zero)	$0.00
7. Amount of contribution, not previously deducted, to qualified pension or benefit plans of any partner or member, including all IRC 401plans	$0.00
8. Any net gain or income received from a "pass-through" entity subject to the excise tax, or any net gain or income distributed to a publicly traded REIT (include schedule of entities and FEINs)	$0.00
9. Total deductions - Add lines 5 through 8	$0.00
10. Total - Line 4 less Line 9	($26,002.00)

Schedule J - Computation of Net Earnings Subject to Excise Tax

1. Federal income or loss	($26,002.00)
Additions	
2. Intangible Expenses paid, accrued or incurred to an affiliated business entity or entities deducted for federal income tax purposes	$0.00

3. Any depreciation under the provisions of IRC Section 168 not permitted for excise tax purposes due to Tennessee permanently decoupling from federal bonus depreciation and any expense/depreciation deducted as a result of "safe harbor" lease elections.	$0.00
4. Any deduction for domestic production activities under the provisions of IRC Section 199	$0.00
5. Any gain on the sale of an asset sold within twelve months after the date of distribution to a nontaxable entity	$0.00
6. Tennessee excise tax expense (to the extent reported for federal purposes)	$0.00
7. Gross premiums tax deducted in determining federal income and used as an excise tax credit	$0.00
8. Interest income on obligations of states and their political subdivisions, less allowable amortization	$0.00
9. Depletion not based on actual recovery of cost	$0.00
10. Contribution carryover from prior period(s)	$0.00
11. Capital gains offset by capital loss carryover or carryback	$0.00
12 Excess fair market value over book value of property donated	$0.00
13. Excess rent to/from an affiliate. A taxpayer paying excess rent enters a positive amount on this line. A taxpayer receiving excess rent, to the extent added back to net earnings by its affiliate, enters a negative amount on this line	$0.00
14. Total additions	$0.00
Deductions	
15. Any depreciation under the provisions of IRC Section 168 permitted for excise tax purposes due to Tennessee permanently decoupling from federal bonus depreciation	$0.00
16. Any excess gain (or loss) from the basis adjustment resulting from Tennessee permanently decoupling from federal bonus depreciation	$0.00
17. Any loss on the sale of an asset sold within 12 months after the date of distribution	$0.00
18. Dividends received from corporations, at least 80% owned	$0.00

19. Contributions in excess of amount allowed by federal government		$0.00
20. Donations to Qualified Public School Support Groups and nonprofit organizations		$0.00
21. Portion of current year's capital loss not included in federal taxable income		$0.00
22. Any expense other than income taxes, not deducted in determining federal taxable income for which a credit against the federal income tax is allowable		$0.00
23. Any income included for federal tax purposes and any depreciation or other expense that could have been deducted for "safe harbor" lease elections.		$0.00
24. Nonbusiness earnings (From Schedule M)		$0.00
25. Intangible Expenses paid, accrued or incurred to an affiliated entity or entities. The applicable box must be checked in order to take this deduction	$0.00	
26. Intangible income from an affiliated business entity or entities if the corresponding intangible expenses have not been deducted by the affiliate(s) under T.C.A. 67-4-2006(b)(2)(N)		$0.00
27. Total deductions - Add lines 15 through 26		$0.00
Computation of Taxable Income		
28. Total Business Income (Loss) - Add lines 1 and 14, less Line 27 (If loss, complete Schedule K)		($26,002.00)
29. Apportionment Ratio (Schedules N, O, P, or R if applicable or 100%)		100%
30. Apportioned business income (Loss) (Line 28 multiplied by Line 29)		($26,002.00)
31. Add: Nonbusiness earnings directly allocated to Tennessee (From Schedule M, Line 9)		$0.00
32. Deduct: Loss carryover from prior years		$479,883.00
33. Subject to excise tax (6.5%) (Line 30 plus Line 31, less Line 32)		($505,885.00)
Schedule K - Determination of Loss Carryover Available		
1. Net loss		($26,002.00)
2. Amounts reported on Schedule J, lines 18 and 24		$0.00

3. Amounts reported on Schedule J-1, lines 6 and 7	$0.00
4. Reduced loss - Add lines 1 through 3	($26,002.00)
5. Excise Tax ratio (Schedules N, O, P, or R if applicable or 100%)	100%
6. Current year loss carryover available	($26,002.00)

Schedule T - Schedule of Industrial Machinery

Part 1 - Tax Credit Computation

1. Purchase price of machinery	$0.00
2. Percentage allowed	1%
3. Original credit (Line 1 multiplied by Line 2)	$0.00
4. Credit available from prior year(s) (From Schedule V)	$0.00
5. Total credit available (Add lines 3 and 4)	$0.00
6. Franchise and Excise Tax liability before any credits	$1,366.00
7. Limitation on Credit (50% of line 6)	$683.00
8. Franchise and Excise Tax liability before any credits	$1,366.00
9. Credits from Schedule D, Lines 1 through 6 and Schedule D, Line 9	$0.00
10. Tax before Industrial Machinery Credit (Line 8 less Line 9)	$1,366.00
11. Amount available in Current Year (Least of Lines 5, 7, or 10)	$0.00

Part 2 - RECAPTURE OF TAX CREDIT

Total amount of recapture to be used to increase franchise and excise tax liability	$0.00

Schedule V (Credit Carryover)

Total Amount	$0.00

Schedule U - Schedule of Loss Carryover

Year 1

Period Ended	12/2015
Original/Amended Loss	$479,883.00
Used in Prior Year(s)	$0.00
Expired	$0.00
Loss Carryover Available	$479,883.00
Total Amount	$479,883.00

Schedule X - Jobs Credit Computation

Business Plan Control No.	0

Part 1 - Jobs Tax Credit Computation

1. New Tennessee jobs created and filled during the current fiscal year	0
2. Jobs Tax Credit from jobs created (Line 1 x $4,500)	$0.00
3. New full time Tennessee jobs created and filled during the current fiscal year by qualified persons with disabilities under the provisions of Tenn. Code Ann. Section 67-4-2109(f)	0
4. Jobs Tax Credit from jobs created (Line 3 x $5,000)	$0.00
5. New part time Tennessee jobs created and filled during the current fiscal year by qualified persons with disabilities under the provisions of Tenn. Code Ann. Section 67-4-2109(f)	0
6. Jobs Tax Credit from jobs created (Line 5 x $2,000)	$0.00
7. New Tennessee jobs created and filled during the current fiscal year under the provisions of Tenn. Code Ann. Section 67-4-2109(b)(2)(B), requiring a higher level of investment	0
8. Jobs Tax Credit from jobs created (Line 7 x $5,000)	$0.00
9. Jobs Tax Credit carryover from prior years (See Jobs Tax Credit Carryover below)	$0.00
10. Total Jobs Tax Credit available (Add Lines 2, 4, 6, 8, and 9)	$0.00
	$1,366.00

11. Total Franchise and Excise Taxes (Schedule A, Line 3 plus Schedule B, Line 5)	
12. Limitation Percentage (50% for periods ending on or after July 1, 2009)	0%
13. Limitation (Line 11 x Line 12)	$0.00
14. Credit from Schedule D, lines 1 through 7 and Schedule D, Line 9	$0.00
15. Net Tax before Jobs Credit (Line 11 less Line 14)	$1,366.00
16. Total amount available in current year (Least of Lines 10, 13, and 15; enter here and on Schedule D, Line 8)	$0.00
Part 2 - Additional Annual Credit	
17. Jobs qualifying for additional annual credit in Tier 2 and Tier 3 Enhancement Counties under the provisions of Tenn. Code Ann. Section 67-4-2109(b)(2)(A) or in an Adventure Tourism Zone per Tenn. Code Ann. Section 67-4-2109(b)(2)(C)	0
18. Additional Annual Credit - Enhancement Counties (Line 17 X $4,500)	$0.00
19. Jobs qualifying for additional credit based on a higher level of investment under the provisions of Tenn. Code Ann. Section 67-4-2109(b)(2)(B)	0
20. Additional Annual Credit - Higher Investment Level (Line 19 X $5,000)	$0.00
21. Total Additional Annual Credit (Add Lines 18 and 20; enter here and on Schedule D, Line 9)	$0.00
Jobs Tax Credit Carryover	
Total Amount	$0.00

ITEM 47(c)

STATE OF TENNESSEE
2017
AD VALOREM TAX REPORT

COMPANY NAME Navitas TN NG LLC

STREET 3186-D Airway Ave CITY Costa Mesa STATE CA ZIP CODE 92626
(PRINCIPLE OFFICE INFORMATION)

STREET 605 Sunset Trail CITY Jellico STATE TN ZIP CODE 37762
(PRINCIPLE OFFICE INFORMATION IN TENNESSEE)

PHONE NUMBER (714) 242-4064 FAX NUMBER (714) 850-0876

COMPANY WEB SITE www.navitasutility.com

Visit our website at:
www.comptroller.tn.gov/sap

MAIL REPORT TO:

COMPTROLLER OF THE TREASURY
OFFICE OF STATE ASSESSED PROPERTIES
505 Deaderick Street, Suite 1700
Nashville, Tennessee 37243-1402
(615) 741-0140 FAX (615) 741-0142

****This report must be filed with this office by April 1, 2017****

1. Company Name: Navitas TN NG LLC

2. Principal Office Location: 3186-D Airway Ave (Number & Street)

   Costa Mesa (City) | CA (State) | 92626 (Zip)

3. Is Company _____ **INDIVIDUAL?** _____ **PARTNERSHIP?** _____ **CORPORATION?**
   _____ **COOPERATIVE?** X **OTHER?** Single Member LLC

4. If a **CORPORATION** or **OTHER** similar enterprise, supply the following information:

   Under laws of what state organized: TN — Date organized: 11/9/10
   Add charter of incorporation or similar enterprise. — Date dissolved: _____

   Under laws of what state organized: _____ — Date organized: _____

5. Name & address of **PRESIDENT, OWNER, OR PARTNER**: Navitas Assets LLC (Name)

   Parent Company (Position/Title) | 3186-D Airway Ave (Number & Street) | Costa Mesa (City) | CA (State) | 92626 (Zip)

6. Name & address of **GENERAL MANAGER**: Thomas Hartline (Name)

   3186-D Airway Ave (Number & Street) | Costa Mesa (City) | CA (State) | 92626 (Zip)

7. **GROSS** Investment in SYSTEM plant and property December 31, 2016 — $ 1,834,493

8. **NET** Investment in SYSTEM plant and property December 31, 2016 — $ 514,025

9. SYSTEM GROSS Revenue (Income) for year ended December 31, 2016 — $ 645,968

10. SYSTEM NET OPERATING Revenue (Income) for year ended December 31, 2016 — $ (26,002)

11. Amount of LOANS FROM FEDERAL AGENCIES, if any — $ N/A

12. Indicate stock & debt of company:

	Amount Authorized	No. of Shares or Amount Issued	Book or Par Value	Market or Cash Value
Preferred Stock				
Common Stock				
Bonds				
Other Long-Term Debts				

13. State surplus at beginning of 2016 $ _____ End of 2016 $ _____

14. State amount of dividends paid for the year 2016: Preferred $ _____ Common $ _____

15. State exact dollar amount of FEDERAL INCOME TAX ACTUALLY PAID OR OWED FOR 2016 as reported on your Federal Income Tax Return $ N/A

16. State ACTUAL CASH or MARKET VALUE of all Tennessee plant and property as of January 1, 2017 $ N/A

17. State NET additions (additions less retirements) to Tennessee plant and property for:
2015 $ (58,093) 2016 $ (60,075)

18. Total number of subscribers in Tennessee 552

19. Does your company operate solely (100%) in Tennessee? X YES _____ NO

If you checked "YES" it will not be necessary to complete questions 20-27.
If you checked "NO" **you must** complete questions 20-27.

20. GROSS Investment in Tennessee plant and property December 31, 2016 $ _____

21. NET Investment in Tennessee plant and property December 31, 2016 $ _____

22. TENNESSEE GROSS Revenue (Income) for year ended December 31, 2016 $ _____

23. TENNESSEE NET OPERATING Revenue (Income) for year ended December 31, 2016 $ _____

24. Percent of TENNESSEE GROSS Investment as compared to SYSTEM GROSS Investment in plant and property December 31, 2016 _____ %

25. Percent of TENNESSEE NET Investment as compared to SYSTEM NET Investment in plant and property December 31, 2016 _____ %

26. Percent of TENNESSEE GROSS Revenue (Income) as compared to SYSTEM GROSS Revenue (Income) for year ended December 31, 2016 _____ %

27. OPERATING Revenue (Income) for year ended December 31, 2016 _____ %

28. Does your company or its parent holding company file the following? **Check all that apply:**

_____ a. SEC Form 10-K

_____ b. Annual report to stockholders

_____ c. FERC Form 2

File one copy of each of the items checked in item 28 with the Comptroller of the Treasury, Office of State Assessed Properties.

29. What was the date of your last rate case? 2012 Was the case heard by a state PSC or a federal entity? TRA What was the return on equity granted? 8.71 %

30. Special questions regarding this report should be directed to:

NAME: Joey Irwin

TITLE: Accountant

ADDRESS: 3186-D Airway Ave
Number & Street

Costa Mesa (City) CA (State) 92626 (Zip)

PHONE NUMBER: (714) 242-4064

FAX NUMBER: (714) 850-0876

E-MAIL ADDRESS joey@navitasutility.com

BALANCE SHEET
ASSETS

Item		AS OF DECEMBER 31 2016	2015
	Fixed Assets		
1.	Utility Plant in Service	$ 1,834,493	$ 1,827,439
2.	Plant Under Construction		
3.	Property Held for Future Use		
4.	Plant Acquisition Adjustment	(267,687)	(267,687)
5.	Total Fixed Assets	1,566,806	1,559,752
6.	**LESS** Depreciation & Amortization Reserve	(1,052,782)	(1,020,440)
7.	**Net Fixed Assets**	$ 514,025	$ 539,312
	Other Property & Investments		
*8.	Non-Utility Property	$ 328,167	$ 318,815
9.	**LESS** Accumulated Depreciation	(220,411)	(176,272)
10.	Net Non-Utility Property		
*11.	**INVESTMENT IN AFFILIATED COMPANIES**		
*12.	**OTHER INVESTMENTS**		
13.	Miscellaneous Physical Property		
14.	Sinking Funds		
15.	Other Fund Accounts		
16.	**Total Other Property & Investments**	$ 107,755	$ 142,543
	Current Assets		
17.	Cash	$ 2,525	$ 3,672
18.	Special Cash Deposits		
19.	Working Funds		
20.	Temporary Cash Investments		
21.	Notes Receivable from Affiliated Companies		
22.	Other Notes Receivable		
23.	Due from related parties – Net		
24.	Accounts Receivable from Affiliated Companies Net		
25.	Other Accounts Receivable – Net	130,218	101,273
26.	Interest & Dividends Receivable		
27.	Pre-Payments	8,536	8,991
28.	**MATERIALS & SUPPLIES**		
29.	Liquefied Natural Gas Stored		
30.	Subscriptions to Security Issues		
31.	Other Current Assets		
32.	**Total Current Assets**	$ 141,279	$ 113,935
	Deferred Charges		
33.	Discount on Long-Term Debt	$	$
34.	Extraordinary Maintenance & Retirements		
35.	Clearing Accounts		
36.	Other Deferred Charges		
37.	**Total Deferred Charges**	$	$
38.	**TOTAL ASSETS**	$ 763,058	$ 795,791

***GIVE A DETAILED BREAKDOWN AND DESCRIPTION OF THIS TYPE OF PROPERTY INVESTMENT.**

BALANCE SHEET
LIABILITIES & OTHER CREDITS

Item		AS OF DECEMBER 31 2016	2015
	Capital Stock & Retained Earnings		
1.	Common Capital Stock Outstanding	$	$
2.	Preferred Capital Stock Outstanding		
3.	Premiums on Capital Stock		
4.	Other Capital Liability Accounts		
5.	Proprietor's Capital	565,379	565,379
6.	Other Capital		
7.	Retained Earnings Reserved		
8.	Unappropriated Retained Earnings	(558,864)	(532,863)
9.	**LESS** Discount on Capital Stock		
10.	**LESS** Capital Stock Expense		
11.	**Total Capital Stock & Retained Earnings**	$ 6,514	$ 32,516
	Long-Term Debt		
12.	Funded Debt Outstanding	$ 492,223	$ 510,326
13.	Receivers Certificates		
14.	Advances from Affiliated Companies		
15.	Other Long-Term Debt(s)		
16.	**Total Long-Term Debt(s)**	$ 492,223	$ 510,326
	Current & Accrued Liabilities		
17.	Current portion of Notes Payable	$ 18,103	$ 17,051
18.	Other Notes Payable (Current)		
19.	Accounts Payable to Affiliated Companies		
20.	Other Accounts Payable	76,824	84,824
21.	Customers Deposits	18,065	14,165
22.	Matured Interest & Dividends		
23.	Current portion of Long-Term Debt(s)		
24.	Advance Billing & Payments	24,725	12,337
25.	Taxes Accrued	51,492	43,054
26.	Unmatured Interest, Dividends, & Rents Accrued		
27.	Refunds Due Customers	889	140
28.	Other Current Liabilities	63,773	68,552
29.	**Total Current & Accrued Liabilities**	$ 253,871	$ 240,123
	Deferred Credits & Reserves		
30.	Premium on Long-Term Debt	$	$
31.	Insurance Reserve		
32.	Provident Reserve		
33.	Amortization Reserve		
34.	Employment Stabilization Reserve		
35.	Other Deferred Credits & Reserves		
36.	Accumulated Deferred Income Taxes		
37.	**Total Deferred Credits & Reserves**	$	$
	Contributions in Aid of Construction		
38.	Contributions in Aid of Construction	$ 10,450	$ 12,852
39.	**TOTAL LIABILITIES & OTHER CREDITS**	$ 763,058	$ 795,791

LONG-TERM DEBT

Mortgages, Bonds, Promissory Notes, & Miscellaneous Long-Term Debt

Date of Issue	Date of Maturity	Description: (Bonds, Notes, or Other Instrument)	Beginning of Year Balance	Principal Paid During Year	*End of Year Balance	Interest for Year		Leave This Column Blank
						Rate (%)	Amount	
			$	$	$		$	
10/17/13	10/17/33	Bank 7 - System loan	527,377	17,051	510,326	6.00%	31,502	
		TOTALS	$ 527,377	$ 17,051	$ 510,326 *	----------	$ 31,502	

INCOME STATEMENT

Item		AS OF DECEMBER 31 2016	2015
	Operating Revenue		
1.	Residential Sales	$ 262,619	$ 365,974
2.	Commercial Sales	178,091	218,903
3.	Industrial Sales		
4.	Municipal Sales	200,521	224,558
5.	Other Miscellaneous Revenue & Sales	4,737	(125,647)
6.	**Total Operating Revenue**	$ 645,968	$ 683,792
	Operating Expense		
7.	Production Expense	$	$
8.	Purchased Gas	167,767	216,455
9.	Transmission Expense		
10.	Distribution Expense	233,625	233,882
11.	Storage Expense		
12.	Customer Accounting & Collection Expense	53,859	52,467
13.	Sales Expense		
14.	Administrative & General Expense	93,868	87,977
15.	Operating Taxes: State, County, & Municipal		
16.	Operating Taxes: Federal Income Taxes		
17.	Operating Taxes: Federal Other Taxes		
18.	Depreciation Expense	32,342	32,140
19.	Amortization Expense	44,139	44,125
20.	Other Operating Expense		
21.	**Total Operating Expense**	$ 625,600	$ 667,046
22.	**NET OPERATING INCOME**	$ 20,368	$ 16,746
	Other Income		
23.	Dividend Income	$	$
24.	Allowance for Funds Used During Construction (AFUDC)		
25.	**LESS:** Federal Income Taxes on AFUDC		
26.	Other Interest Income		
27.	Total Interest Income		
28.	Income from Non-Operating Property		
29.	Miscellaneous Income		
30.	**Total Other Income**	$	$
	Miscellaneous Deductions from Income		
31.	Miscellaneous Income Charges	$	$
32.	Federal Income Taxes-Non-Operating		
33.	Other Non-Operating Taxes	14,400	8,400
34.	Total Miscellaneous Deductions		
35.	Net Other Income		
36.	**Gross Income**	$ 5,968	$ 8,346
	Interest & Other Deductions		
37.	Interest on Funded Debt	$ 31,970	$ 33,296
38.	Other Interest Deductions		
39.	Amortization of Discount on Long-Term Debt		
40.	Release of Premium on Long-Term Debt-Credit		
41.	Other Fixed Charges		
42.	Total Interest & Other Deductions	31,970	33,296
43.	**Net Income Before Extraordinary Items**	$	$
	Extraordinary & Delayed Items		
44.	Extraordinary & Delayed Items	$	$
45.	**Net Income to Retained Earnings**	$ (26,002)	$ (24,949)

LEASED EQUIPMENT

This schedule should include all operating equipment located in Tennessee that is leased or used by your company.

Type of Equipment	No. Of Units	Total Annual Amount of Rent	Age Of Units	Annual Depreciation Rate	Lease Expiration Date	Owner	Tax Liability Lessor or Lessee	Original Cost	Accumulated Depreciation	Depreciated Cost	Location (County & City)
		$						$	$	$	

TENNESSEE PROPERTY
December 31, 2016

GAS DISTRIBUTION SYSTEM

	Gross Investment Within Corporate Limits	Gross Investment Outside Corporate Limits	Gross Investment Total	Cash Value Jan. 1, 2017
Meters	$	$	$	$
Service Lines			73,388	69,056
Mains by Size & Kind:			1,758,845	444,709
1" - 6" Poly				
House Regulators				
Measuring & Regulating Equipment				
Meter Installations				
Other Distribution Equipment				
Total Investment	$	$	$ 1,832,233	XXXXXXXXXX
Total Cash Value 1/1/2017	$	$	XXXXXXXXXX	$ 513,765
GAS PLANT EQUIPMENT				
Retorts	$	$	$	$
Benches				
Generators				
Holders				
Other Gas Plant Equipment				
Total Investment	$	$	$	XXXXXXXXXX
Total Cash Value 1/1/2017	$	$	XXXXXXXXXX	$
Total gross investment in furniture, fixtures, equipment, automobiles, materials & supplies, & other general equipment.	$	$	$	$
Total cash value 1/1/2017 of above furniture, etc.	$	$	XXXXXXXXXX	$

CONSTRUCTION WORK IN PROGRESS (CWIP) - Please attach a separate sheet identifying and describing the assets reported under this section

Personal @ 15%	$	$	$	$
Real @ 100%	$	$	$	$

TENNESSEE PROPERTY
(Continued)

Real Estate

A. Land:

Acres	Location	Year Acquired	Purchased From	Deed Book	Page No.	Gross Investment	Cash Value Jan. 1, 2017
ROW	333 Beever St	2015	Alfred bryant			$ 260	$ 260
			Total Land			$ 260	$ 260

B. Structures:

Kind & Type of Structure	Location	Year Constructed/ Acquired	Gross Investment	Cash Value Jan. 1, 2017
N/A			$	$
		Total Structures	$	$
		Total Real Estate/Tennessee	$	$
		Total All Property/Tennessee	$	$

	Within Corporate Limits	Outside Corporate Limits	Total
No. Meters			552
No. Miles of Service Lines			
No. Miles of Main by Size & Kind			
Size: 1" - 6" Poly			34
No. Customers			

PROPERTY SHEET

Note: **One sheet to be completed for each county, city, and special school district where property is located.**

Name of county, city, or special school district Jellico, TN **County** Campbell

GAS DISTRIBUTION SYSTEM

	Gross Investment Within Corporate Limits	Gross Investment Outside Corporate Limits	Gross Investment Total	Cash Value Jan. 1, 2017
Meters	$	$	$	$
Service Lines			29,693	27,223
Mains by Size & Kind:				
1" - 6" Poly			1,190,232	411,015
House Regulators				
Measuring & Regulating Equipment				
Meter Installations				
Other Distribution Equipment				
Total Investment	$	$	$ 1,219,925	XXXXXXXXXX
Total Cash Value 1/1/2017	$	$	XXXXXXXXXX	$ 438,238

GAS PLANT EQUIPMENT

Retorts	$	$	$	$
Benches				
Generators				
Holders				
Other Gas Plant Equipment				
Total Investment	$	$	$	XXXXXXXXXX
Total Cash Value 1/1/2017	$	$	XXXXXXXXXX	$
Total gross investment in furniture, fixtures, equipment, automobiles, materials & supplies, & other general equipment.	$	$	$	XXXXXXXXXX
Total cash value 1/1/2017 of above furniture, etc.	$	$	XXXXXXXXXX	$

CONSTRUCTION WORK IN PROGRESS (GROSS COST)

Personal @ 15%	$	$	$	$
Real @ 100%	$	$	$	$

REAL ESTATE

A. Land: Jellico, TN Campbell

Acres	Location	Year Acquired	Purchased From	Deed Book	Page No.	Gross Investment	Cash Value Jan. 1, 2017
ROW	333 Beever St	2015	Alred Bryant			$ 260	$ 260
			Total Land			$ 260	$ 260

B. Structures:

Kind & Type of Structure	Location	Year Constructed/Acquired	Gross Investment	Cash Value Jan. 1, 2017
N/A			$	$
		Total Structures	$	$
		Total Real Estate/Tennessee	$	$
		Total All Property/Tennessee	$	$

	Within Corporate Limits	Outside Corporate Limits	Total
No. Meters			479
No. Miles of Service Lines			
No. Miles of Main by Size & Kind			
Size: 1" - 6" Poly			29
No. Customers			

PROPERTY SHEET

Note: One sheet to be completed for each county, city, and special school district where property is located.

Name of county, city, or special school district **County**

Fentress

GAS DISTRIBUTION SYSTEM

	Gross Investment Within Corporate Limits	Gross Investment Outside Corporate Limits	Gross Investment Total	Cash Value Jan. 1, 2017
Meters	$	$	$	$
Service Lines			18,580	16,950
Mains by Size & Kind:				
1" - 6" Poly			3,018	1,047
House Regulators				
Measuring & Regulating Equipment				
Meter Installations				
Other Distribution Equipment				
Total Investment	$	$	$ 21,598	XXXXXXXXXX
Total Cash Value 1/1/2017	$	$	XXXXXXXXXX	$ 17,997
GAS PLANT EQUIPMENT				
Retorts	$	$	$	$
Benches				
Generators				
Holders				
Other Gas Plant Equipment				
Total Investment	$	$	$	XXXXXXXXXX
Total Cash Value 1/1/2017	$	$	XXXXXXXXXX	$
Total gross investment in furniture, fixtures, equipment, automobiles, materials & supplies, & other general equipment.	$	$	$	XXXXXXXXXX
Total cash value 1/1/2017 of above furniture, etc.	$	$	XXXXXXXXXX	$
CONSTRUCTION WORK IN PROGRESS (GROSS COST)				
Personal @ 15%	$	$	$	$
Real @ 100%	$	$	$	$

REAL ESTATE

A. Land:

Fentress

Acres	Location	Year Acquired	Purchased From	Deed Book	Page No.	Gross Investment	Cash Value Jan. 1, 2017
N/A						$	$
				Total Land		$	$

B. Structures:

Kind & Type of Structure	Location	Year Constructed/Acquired	Gross Investment	Cash Value Jan. 1, 2017
N/A			$	$
		Total Structures	$	$
		Total Real Estate/Tennessee	$	$
		Total All Property/Tennessee	$	$

	Within Corporate Limits	Outside Corporate Limits	Total
No. Meters			11
No. Miles of Service Lines			
No. Miles of Main by Size & Kind			
Size:			
No. Customers			

PROPERTY SHEET

Note: **One sheet to be completed for each county, city, and special school district where property is located.**

Name of county, city, or special school district Byrdstown, TN **County** Pickett

GAS DISTRIBUTION SYSTEM

	Gross Investment Within Corporate Limits	Gross Investment Outside Corporate Limits	Gross Investment Total	Cash Value Jan. 1, 2017
Meters	$	$	$	$
Service Lines			27,116	24,883
Mains by Size & Kind:				
1" - 6" Poly			565,595	32,647
House Regulators				
Measuring & Regulating Equipment				
Meter Installations				
Other Distribution Equipment				
Total Investment	$	$	$ 592,711	XXXXXXXXXX
Total Cash Value 1/1/2017	$	$	XXXXXXXXXX	$ 57,530

GAS PLANT EQUIPMENT

Retorts	$	$	$	$
Benches				
Generators				
Holders				
Other Gas Plant Equipment				
Total Investment	$	$	$	XXXXXXXXXX
Total Cash Value 1/1/2017	$	$	XXXXXXXXXX	$
Total gross investment in furniture, fixtures, equipment, automobiles, materials & supplies, & other general equipment.	$	$	$	XXXXXXXXXX
Total cash value 1/1/2017 of above furniture, etc.	$	$	XXXXXXXXXX	$

CONSTRUCTION WORK IN PROGRESS (GROSS COST)

Personal @ 15%	$	$	$	$
Real @ 100%	$	$	$	$

REAL ESTATE

A. Land: Byrdstown, TN Pickett

Acres	Location	Year Acquired	Purchased From	Deed Book	Page No.	Gross Investment	Cash Value Jan. 1, 2017
N/A						$	$
				Total Land		$	$

B. Structures:

Kind & Type of Structure	Location	Year Constructed/Acquired	Gross Investment	Cash Value Jan. 1, 2017
N/A			$	$
		Total Structures	$	$
		Total Real Estate/Tennessee	$	$
		Total All Property/Tennessee	$	$

	Within Corporate Limits	Outside Corporate Limits	Total
No. Meters			62
No. Miles of Service Lines			
No. Miles of Main by Size & Kind			
Size: 1" - 6" Poly			5
No. Customers			

PURCHASES AND SALES OF TENNESSEE PROPERTY

List all purchases and sales of **Tennessee real property** (including Telecommunications Towers) that occurred during the year 2016. Give all applicable information for each transaction separately. (You may copy pages as needed) **Please attach a copy of the warranty deed or sales contract.**

PURCHASES

Date of Purchase: N/A

County/City:

Assessor's Tax Map & Parcel Number:

Purchase Price:

Physical Address:

Number & Street

City State Zip

Description of Property:

Grantor (seller):

Type of Improvement:

SALES

Date of Sale: N/A

County/City:

Assessor's Tax Map & Parcel Number:

Sale Price:

Physical Address:

Number & Street

City State Zip

Description of Property:

Grantee (buyer):

Type of Improvement:

REAL PROPERTY UNDER CONSTRUCTION

Tennessee Code Annotated 67-5-503 provides that, "If after January 1 and before September 1 of any year, an improvement or new building is completed and ready for use or occupancy...the assessor of property shall make or correct the assessment of such property, on the basis of the value of the improvement at the time of its completion..."

List all real properties under construction or properties that **will be** completed by September 1, 2017.

County and City	Property Owner and Map Reference	Description of Improvement	Construction Cost
N/A			$

DATE: 3/30/17

I, Thomas Hartline **, being the OWNER, PRESIDENT, SECRETARY, AND/OR PARTNER OF** Navitas TN NG LLC **, do hereby swear and affirm that the foregoing Ad Valorem Tax Report for the year two thousand seventeen has been prepared from only the original books, papers, and records of said respondent under my direction in accordance with Tennessee Code Annotated, §67-5-1316, and is true and correct to the best of my knowledge and belief.**

NAME

Secretary

OFFICIAL CAPACITY

ITEM 47(c)

STATE OF TENNESSEE
2018
AD VALOREM TAX REPORT

COMPANY NAME Navitas TN NG LLC

STREET 3186-D Airway Ave CITY Costa Mesa STATE CA ZIP CODE 92626
(PRINCIPLE OFFICE INFORMATION)

STREET 605 Sunset Trail CITY Jellico STATE TN ZIP CODE 37762
(PRINCIPLE OFFICE INFORMATION IN TENNESSEE)

PHONE NUMBER (714) 242-4064 FAX NUMBER (714) 850-0876

COMPANY WEB SITE navitasutility.com

Visit our website at:
www.comptroller.tn.gov/sap

MAIL REPORT TO:

COMPTROLLER OF THE TREASURY
OFFICE OF STATE ASSESSED PROPERTIES
Cordell Hull Building
425 Fifth Avenue North
Nashville, TN 37243-3400
(615) 741-0140 FAX (615) 741-0142

****This report must be filed with this office by April 1, 2018****

1. Company Name: Navitas TN NG LLC

2. Principal Office Location: 3186-D Airway Ave (Number & Street)

   Costa Mesa (City) CA (State) 92626 (Zip)

3. Is Company _____ **INDIVIDUAL?** _____ **PARTNERSHIP?** _____ **CORPORATION?**
   _____ **COOPERATIVE?** X **OTHER?** Single Member LLC

4. If a **CORPORATION** or **OTHER** similar enterprise, supply the following information:

   Under laws of what state organized: TN — Date organized: 11/9/10
   Add charter of incorporation or similar enterprise. — Date dissolved: _____

   Under laws of what state organized _____ — Date organized _____

5. Name & address of **PRESIDENT, OWNER, OR PARTNER**: Navitas Assets LLC (Name)

   Parent Company (Position/Title) | 3186-D Airway Ave (Number & Street) | Costa Mesa (City) | CA (State) | 92626 (Zip)

6. Name & address of **GENERAL MANAGER**: Thomas Hartline (Name)

   3186-D Airway Ave (Number & Street) | Costa Mesa (City) | CA (State) | 92626 (Zip)

7. **GROSS** Investment in SYSTEM plant and property December 31, 2017 — $ 1,838,494

8. **NET** Investment in SYSTEM plant and property December 31, 2017 — $ 485,574

9. SYSTEM GROSS Revenue (Income) for year ended December 31, 2017 — $ 659,964

10. SYSTEM NET OPERATING Revenue (Income) for year ended December 31, 2017 — $ (68,099)

11. Amount of LOANS FROM FEDERAL AGENCIES, if any — $ N/A

12. Indicate stock & debt of company:

	Amount Authorized	No. of Shares or Amount Issued	Book or Par Value	Market or Cash Value
Preferred Stock				
Common Stock				
Bonds				
Other Long-Term Debts				

13. State surplus at beginning of 2017 $ _____ End of 2017 $ _____

14. State amount of dividends paid for the year 2017: Preferred $ _____ Common $ _____

15. State exact dollar amount of FEDERAL INCOME TAX ACTUALLY PAID OR OWED FOR 2017 as reported on your Federal Income Tax Return $ N/A

16. State ACTUAL CASH or MARKET VALUE of all Tennessee plant and property as of January 1, 2018 $ N/A

17. State NET additions (additions less retirements) to Tennessee plant and property for:
2016 $ (60,075) 2017 $ (63,614)

18. Total number of subscribers in Tennessee 550

19. Does your company operate solely (100%) in Tennessee? X YES _____ NO

If you checked "YES" it will not be necessary to complete questions 20-27.
If you checked "NO" **you must** complete questions 20-27.

20. GROSS Investment in Tennessee plant and property December 31, 2017 $ _____

21. NET Investment in Tennessee plant and property December 31, 2017 $ _____

22. TENNESSEE GROSS Revenue (Income) for year ended December 31, 2017 $ _____

23. TENNESSEE NET OPERATING Revenue (Income) for year ended December 31, 2017 $ _____

24. Percent of TENNESSEE GROSS Investment as compared to SYSTEM GROSS Investment in plant and property December 31, 2017 _____ %

25. Percent of TENNESSEE NET Investment as compared to SYSTEM NET Investment in plant and property December 31, 2017 _____ %

26. Percent of TENNESSEE GROSS Revenue (Income) as compared to SYSTEM GROSS Revenue (Income) for year ended December 31, 2017 _____ %

27. OPERATING Revenue (Income) for year ended December 31, 2017 _____ %

28. Does your company or its parent holding company file the following? **Check all that apply:**

_____ a. SEC Form 10-K

_____ b. Annual report to stockholders

_____ c. FERC Form 2

File one copy of each of the items checked in item 28 with the Comptroller of the Treasury, Office of State Assessed Properties.

29. What was the date of your last rate case? 2012 Was the case heard by a state PSC or a federal entity? TRA What was the return on equity granted? 8.71 %

30. Special questions regarding this report should be directed to:

NAME: Joey Irwin

TITLE: Accountant

ADDRESS: 3186-D Airway Ave
Number & Street

Costa Mesa (City) CA (State) 92626 (Zip)

PHONE NUMBER: (714) 242-4064

FAX NUMBER: (714) 850-0876

E-MAIL ADDRESS joey@navitasutility.com

BALANCE SHEET
ASSETS

Item		AS OF DECEMBER 31 2017	2016
	Fixed Assets		
1.	Utility Plant in Service	$ 1,838,494	$ 1,834,493
2.	Plant Under Construction		
3.	Property Held for Future Use		
4.	Plant Acquisition Adjustment	(267,687)	(267,687)
5.	Total Fixed Assets	1,570,807	1,566,806
6.	**LESS** Depreciation & Amortization Reserve	(1,085,234)	(1,052,782)
7.	**Net Fixed Assets**	$ 485,574	$ 514,025
	Other Property & Investments		
*8.	Non-Utility Property	$330,004	$ 328,167
9.	**LESS** Accumulated Depreciation	(257,413)	(220,411)
10.	Net Non-Utility Property		
*11.	**INVESTMENT IN AFFILIATED COMPANIES**		
*12.	**OTHER INVESTMENTS**		
13.	Miscellaneous Physical Property		
14.	Sinking Funds		
15.	Other Fund Accounts		
16.	**Total Other Property & Investments**	$ 72,591	$ 107,755
	Current Assets		
17.	Cash	$ 27,762	$ 2,525
18.	Special Cash Deposits		
19.	Working Funds		
20.	Temporary Cash Investments		
21.	Notes Receivable from Affiliated Companies		
22.	Other Notes Receivable		
23.	Due from related parties – Net		
24.	Accounts Receivable from Affiliated Companies Net		
25.	Other Accounts Receivable – Net	138,235	130,218
26.	Interest & Dividends Receivable		
27.	Pre-Payments	8,415	8,536
28.	**MATERIALS & SUPPLIES**		
29.	Liquefied Natural Gas Stored		
30.	Subscriptions to Security Issues		
31.	Other Current Assets	440	
32.	**Total Current Assets**	$ 174,852	$ 141,279
	Deferred Charges		
33.	Discount on Long-Term Debt	$	$
34.	Extraordinary Maintenance & Retirements		
35.	Clearing Accounts		
36.	Other Deferred Charges		
37.	**Total Deferred Charges**	$	$
38.	**TOTAL ASSETS**	$ 733,018	$ 763,058

***GIVE A DETAILED BREAKDOWN AND DESCRIPTION OF THIS TYPE OF PROPERTY INVESTMENT.**

BALANCE SHEET
LIABILITIES & OTHER CREDITS

Item		AS OF DECEMBER 31 2017	2016
	Capital Stock & Retained Earnings		
1.	Common Capital Stock Outstanding	$	$
2.	Preferred Capital Stock Outstanding		
3.	Premiums on Capital Stock		
4.	Other Capital Liability Accounts		
5.	Proprietor's Capital	565,379	565,379
6.	Other Capital		
7.	Retained Earnings Reserved		
8.	Unappropriated Retained Earnings	(626,963)	(558,864)
9.	**LESS** Discount on Capital Stock		
10.	**LESS** Capital Stock Expense		
11.	**Total Capital Stock & Retained Earnings**	$ (61,584)	$ 6,514
	Long-Term Debt		
12.	Funded Debt Outstanding	$ 473,003	$ 492,223
13.	Receivers Certificates		
14.	Advances from Affiliated Companies		
15.	Other Long-Term Debt(s)		
16.	**Total Long-Term Debt(s)**	$ 473,003	$ 492,223
	Current & Accrued Liabilities		
17.	Current portion of Notes Payable	$ 19,220	$ 18,103
18.	Other Notes Payable (Current)		
19.	Accounts Payable to Affiliated Companies		
20.	Other Accounts Payable	178,061	76,824
21.	Customers Deposits	20,165	18,065
22.	Matured Interest & Dividends		
23.	Current portion of Long-Term Debt(s)		
24.	Advance Billing & Payments	27,236	24,725
25.	Taxes Accrued	66,883	51,492
26.	Unmatured Interest, Dividends, & Rents Accrued		
27.	Refunds Due Customers	1,100	889
28.	Other Current Liabilities	0	63,773
29.	**Total Current & Accrued Liabilities**	$ 312,665	$ 253,871
	Deferred Credits & Reserves		
30.	Premium on Long-Term Debt	$	$
31.	Insurance Reserve		
32.	Provident Reserve		
33.	Amortization Reserve		
34.	Employment Stabilization Reserve		
35.	Other Deferred Credits & Reserves		
36.	Accumulated Deferred Income Taxes		
37.	**Total Deferred Credits & Reserves**	$	$
	Contributions in Aid of Construction		
38.	Contributions in Aid of Construction	$ 8,934	$ 10,450
39.	**TOTAL LIABILITIES & OTHER CREDITS**	$ 733,018	$ 763,058

LONG-TERM DEBT

Mortgages, Bonds, Promissory Notes, & Miscellaneous Long-Term Debt

Date of Issue	Date of Maturity	Description: (Bonds, Notes, or Other Instrument)	Beginning of Year Balance	Principal Paid During Year	*End of Year Balance	Interest for Year		Leave This Column Blank
						Rate (%)	Amount	
			$	$	$		$	
10/17/13	10/17/33	Bank 7 - System Loan	510,326	18,103	492,223	6.00%	30,450	
		TOTALS	$ 510,326	$ 18,103	$ 492,223 *	----------	$ 30,450	

INCOME STATEMENT

Item		AS OF DECEMBER 31 2017	2016
	Operating Revenue		
1.	Residential Sales	$ 236,930	$ 262,619
2.	Commercial Sales	168,654	178,091
3.	Industrial Sales		
4.	Municipal Sales	182,244	200,521
5.	Other Miscellaneous Revenue & Sales	72,137	4,737
6.	**Total Operating Revenue**	$ 659,965	$ 645,968
	Operating Expense		
7.	Production Expense	$	$
8.	Purchased Gas	215,455	167,767
9.	Transmission Expense		
10.	Distribution Expense	245,201	233,625
11.	Storage Expense		
12.	Customer Accounting & Collection Expense	54,414	53,859
13.	Sales Expense		
14.	Administrative & General Expense	91,174	93,868
15.	Operating Taxes: State, County, & Municipal		
16.	Operating Taxes: Federal Income Taxes		
17.	Operating Taxes: Federal Other Taxes		
18.	Depreciation Expense	32,452	32,342
19.	Amortization Expense	37,001	44,139
20.	Other Operating Expense		
21.	**Total Operating Expense**	$ 675,697	$ 625,600
22.	**NET OPERATING INCOME**	$ (15,732)	$ 20,368
	Other Income		
23.	Dividend Income	$	$
24.	Allowance for Funds Used During Construction (AFUDC)		
25.	**LESS:** Federal Income Taxes on AFUDC		
26.	Other Interest Income		
27.	Total Interest Income		
28.	Income from Non-Operating Property		
29.	Miscellaneous Income		
30.	**Total Other Income**	$	$
	Miscellaneous Deductions from Income		
31.	Miscellaneous Income Charges	$	$
32.	Federal Income Taxes-Non-Operating		
33.	Other Non-Operating Taxes	21,262	14,400
34.	Total Miscellaneous Deductions		
35.	Net Other Income		
36.	**Gross Income**	$ (36,994)	$ 5,968
	Interest & Other Deductions		
37.	Interest on Funded Debt	$ 31,105	$ 31,970
38.	Other Interest Deductions		
39.	Amortization of Discount on Long-Term Debt		
40.	Release of Premium on Long-Term Debt-Credit		
41.	Other Fixed Charges		
42.	Total Interest & Other Deductions	31,105	31,970
43.	**Net Income Before Extraordinary Items**	$	$
	Extraordinary & Delayed Items		
44.	Extraordinary & Delayed Items	$	$
45.	**Net Income to Retained Earnings**	$ (68,099)	$ (26,002)

LEASED EQUIPMENT

This schedule should include all operating equipment located in Tennessee that is leased or used by your company.

Type of Equipment	No. Of Units	Total Annual Amount of Rent	Age Of Units	Annual Depreciation Rate	Lease Expiration Date	Owner	Tax Liability Lessor or Lessee	Original Cost	Accumulated Depreciation	Depreciated Cost	Location (County & City)
N/A		$						$	$	$	

TENNESSEE PROPERTY
December 31, 2016

GAS DISTRIBUTION SYSTEM

	Gross Investment Within Corporate Limits	Gross Investment Outside Corporate Limits	Gross Investment Total	Cash Value Jan. 1, 2018
Meters	$	$	$	$
Service Lines			79,389	71,126
Mains by Size & Kind:			1,758,845	414,188
1" - 6" Poly				
House Regulators				
Measuring & Regulating Equipment				
Meter Installations				
Other Distribution Equipment				
Total Investment	$	$	$ 1,838,234	XXXXXXXXXX
Total Cash Value 1/1/2017	$	$	XXXXXXXXXX	$ 485,314

GAS PLANT EQUIPMENT

Retorts	$	$	$	$
Benches				
Generators				
Holders				
Other Gas Plant Equipment				
Total Investment	$	$	$	XXXXXXXXXX
Total Cash Value 1/1/2018	$	$	XXXXXXXXXX	$
Total gross investment in furniture, fixtures, equipment, automobiles, materials & supplies, & other general equipment.	$	$	$	$
Total cash value 1/1/2018 of above furniture, etc.	$	$	XXXXXXXXXX	$

CONSTRUCTION WORK IN PROGRESS (CWIP) - Please attach a separate sheet identifying and describing the assets reported under this section

Personal @ 15%	$	$	$	$
Real @ 100%	$	$	$	$

TENNESSEE PROPERTY
(Continued)

Real Estate

A. Land:

Acres	Location	Year Acquired	Purchased From	Deed Book	Page No.	Gross Investment	Cash Value Jan. 1, 2018
ROW	333 Beever St	2015	Alfred Bryant			$ 260	$ 260
			Total Land			$ 260	$ 260

B. Structures:

Kind & Type of Structure	Location	Year Constructed/ Acquired	Gross Investment	Cash Value Jan. 1, 2018
N/A			$	$
		Total Structures	$	$
		Total Real Estate/Tennessee	$	$
		Total All Property/Tennessee	$	$

	Within Corporate Limits	Outside Corporate Limits	Total
No. Meters			563
No. Miles of Service Lines			
No. Miles of Main by Size & Kind			
Size: 1" - 6" Poly			34
No. Customers			

PROPERTY SHEET

Note: **One sheet to be completed for each county, city, and special school district where property is located.**

Name of county, city, or special school district Jellico, TN **County** Campbell

GAS DISTRIBUTION SYSTEM

	Gross Investment Within Corporate Limits	Gross Investment Outside Corporate Limits	Gross Investment Total	Cash Value Jan. 1, 2018
Meters	$	$	$	$
Service Lines			30,243	27,016
Mains by Size & Kind:				
1" - 6" Poly			1,190.232	384,129
House Regulators				
Measuring & Regulating Equipment				
Meter Installations				
Other Distribution Equipment				
Total Investment	$	$	$ 1,220,475	XXXXXXXXXX
Total Cash Value 1/1/2018	$	$	XXXXXXXXXX	$ 411,145

GAS PLANT EQUIPMENT

Retorts	$	$	$	$
Benches				
Generators				
Holders				
Other Gas Plant Equipment				
Total Investment	$	$	$	XXXXXXXXXX
Total Cash Value 1/1/2018	$	$	XXXXXXXXXX	$
Total gross investment in furniture, fixtures, equipment, automobiles, materials & supplies, & other general equipment.	$	$	$	XXXXXXXXXX
Total cash value 1/1/2018 of above furniture, etc.	$	$	XXXXXXXXXX	$

CONSTRUCTION WORK IN PROGRESS (GROSS COST)

Personal @ 15%	$	$	$	$
Real @ 100%	$	$	$	$

REAL ESTATE

A. Land: Jellico, TN Campbell

Acres	Location	Year Acquired	Purchased From	Deed Book	Page No.	Gross Investment	Cash Value Jan. 1, 2018
ROW	333 Beever St	2015	Alfred Bryant			$ 260	$ 260
			Total Land			$ 260	$ 260

B. Structures:

Kind & Type of Structure	Location	Year Constructed/Acquired	Gross Investment	Cash Value Jan. 1, 2018
N/A			$	$
		Total Structures	$	$
		Total Real Estate/Tennessee	$	$
		Total All Property/Tennessee	$	$

	Within Corporate Limits	Outside Corporate Limits	Total
No. Meters			484
No. Miles of Service Lines			
No. Miles of Main by Size & Kind			
Size: 1"-6" Poly			29
No. Customers			

PROPERTY SHEET

Note: **One sheet to be completed for each county, city, and special school district where property is located.**

Name of county, city, or special school district **County** Fentress

GAS DISTRIBUTION SYSTEM

	Gross Investment Within Corporate Limits	Gross Investment Outside Corporate Limits	Gross Investment Total	Cash Value Jan. 1, 2018
Meters	$	$	$	$
Service Lines			19,348	17,237
Mains by Size & Kind:				
1" - 6" Poly			3,018	972
House Regulators				
Measuring & Regulating Equipment				
Meter Installations				
Other Distribution Equipment				
Total Investment	$	$	$ 22,366	XXXXXXXXXX
Total Cash Value 1/1/2018	$	$	XXXXXXXXXX	$ 18,209

GAS PLANT EQUIPMENT

Retorts	$	$	$	$
Benches				
Generators				
Holders				
Other Gas Plant Equipment				
Total Investment	$	$	$	XXXXXXXXXX
Total Cash Value 1/1/2018	$	$	XXXXXXXXXX	$
Total gross investment in furniture, fixtures, equipment, automobiles, materials & supplies, & other general equipment.	$	$	$	XXXXXXXXXX
Total cash value 1/1/2018 of above furniture, etc.	$	$	XXXXXXXXXX	$

CONSTRUCTION WORK IN PROGRESS (GROSS COST)

Personal @ 15%	$	$	$	$
Real @ 100%	$	$	$	$

REAL ESTATE

A. Land: Fentress

Acres	Location	Year Acquired	Purchased From	Deed Book	Page No.	Gross Investment	Cash Value Jan. 1, 2018
N/A						$	$
				Total Land		$	$

B. Structures:

Kind & Type of Structure	Location	Year Constructed/Acquired	Gross Investment	Cash Value Jan. 1, 2018
N/A			$	$
		Total Structures	$	$
		Total Real Estate/Tennessee	$	$
		Total All Property/Tennessee	$	$

	Within Corporate Limits	Outside Corporate Limits	Total
No. Meters			11
No. Miles of Service Lines			
No. Miles of Main by Size & Kind			
Size:			
No. Customers			

PROPERTY SHEET

Note: **One sheet to be completed for each county, city, and special school district where property is located.**

Name of county, city, or special school district Byrdstown, TN **County** Pickett

GAS DISTRIBUTION SYSTEM

	Gross Investment Within Corporate Limits	Gross Investment Outside Corporate Limits	Gross Investment Total	Cash Value Jan. 1, 2018
Meters	$	$	$	$
Service Lines			29,799	26,872
Mains by Size & Kind:				
1" - 6" Poly			565,595	29,088
House Regulators				
Measuring & Regulating Equipment				
Meter Installations				
Other Distribution Equipment				
Total Investment	$	$	$ 595,394	XXXXXXXXXX
Total Cash Value 1/1/2018	$	$	XXXXXXXXXX	$ 55,960

GAS PLANT EQUIPMENT

Retorts	$	$	$	$
Benches				
Generators				
Holders				
Other Gas Plant Equipment				
Total Investment	$	$	$	XXXXXXXXXX
Total Cash Value 1/1/2018	$	$	XXXXXXXXXX	$
Total gross investment in furniture, fixtures, equipment, automobiles, materials & supplies, & other general equipment.	$	$	$	XXXXXXXXXX
Total cash value 1/1/2018 of above furniture, etc.	$	$	XXXXXXXXXX	$

CONSTRUCTION WORK IN PROGRESS (GROSS COST)

Personal @ 15%	$	$	$	$
Real @ 100%	$	$	$	$

REAL ESTATE

A. Land: Byrdstown, TN Pickett

Acres	Location	Year Acquired	Purchased From	Deed Book	Page No.	Gross Investment	Cash Value Jan. 1, 2018
N/A						$	$
				Total Land		$	$

B. Structures:

Kind & Type of Structure	Location	Year Constructed/Acquired	Gross Investment	Cash Value Jan. 1, 2018
N/A			$	$
		Total Structures	$	$
		Total Real Estate/Tennessee	$	$
		Total All Property/Tennessee	$	$

	Within Corporate Limits	Outside Corporate Limits	Total
No. Meters			68
No. Miles of Service Lines			
No. Miles of Main by Size & Kind			
Size: 1" - 6" Poly			5
No. Customers			

PURCHASES AND SALES OF TENNESSEE PROPERTY

List all purchases and sales of **Tennessee real property** (including Telecommunications Towers) that occurred during the year 2017. Give all applicable information for each transaction separately. (You may copy pages as needed) **Please attach a copy of the warranty deed or sales contract.**

PURCHASES

Date of Purchase: N/A

County/City: _____

Assessor's Tax Map & Parcel Number: _____

Purchase Price: _____

Physical Address: _____
Number & Street

_____ _____ _____
City State Zip

Description of Property: _____

Grantor (seller): _____

Type of Improvement: _____

SALES

Date of Sale: N/A

County/City: _____

Assessor's Tax Map & Parcel Number: _____

Sale Price: _____

Physical Address: _____
Number & Street

_____ _____ _____
City State Zip

Description of Property: _____

Grantee (buyer): _____

Type of Improvement: _____

INDUSTRIAL DEVELOPMEMT BOARD

Please report on this form any Industrial Development Board (IDB) or similar tax abatements information for personal and real property leased by your company. Please include scanned or paper copies of any similar agreements with city or counties for the referenced properties.

Owner Name	Lessee Name	Property Address	County Name	City Name	Estimated Value	Lease Date	Lease Terms
N/A							

REAL PROPERTY UNDER CONSTRUCTION

Tennessee Code Annotated 67-5-503 provides that, "If after January 1 and before September 1 of any year, an improvement or new building is completed and ready for use or occupancy…the assessor of property shall make or correct the assessment of such property, on the basis of the value of the improvement at the time of its completion…"

List all real properties under construction or properties that **will be** completed by September 1, 2018.

County and City	Property Owner and Map Reference	Description of Improvement	Construction Cost
N/A			$

GENERAL INSTRUCTION SHEET

1. This report must be completed in proper form (typed or legibly printed), and must be **filed with the Comptroller of the Treasury on or before April 1, 2018**. **A copy should be retained in your files for future reference**. Failure to file a tax report could result in an audit under T.C.A. 67-5-1320.

2. **ROUND ALL DOLLAR FIGURES TO WHOLE DOLLARS!**

3. **NO SHEET OR SECTION SHOULD BE LEFT BLANK**. If a sheet or section does not apply to your company, indicate by placing the words "**inapplicable**" or "**none**".

   INCOMPLETE REPORTS WILL BE RETURNED!

4. Furnish the Comptroller of the Treasury with a **COMPLETE** copy of the **FEDERAL ENERGY REGULATORY COMMISSION REPORT.**

5. The Comptroller of the Treasury requires certain information pertaining to the company's organization, legal status, and operation. **Pages 1 & 1A** should be completed very carefully. If a particular statement or question does not apply to your company, place the words **"inapplicable"** or **"none"** in the appropriate blank(s). **Do not leave any of the statements or questions on Pages 1 & 1A blank unless instructed to do so.**

6. **Page 2** requires the Gross and Net Investment in System and Tennessee plant and property. This property is to be separated as to Distributable and Localized property. Under the heading "Localized," include all other property, plant, and equipment. **Page 2** also requires information pertaining to the average Market Price of Common and Preferred Stock.

7. **Page 2A** requires a listing of equipment leased and/or used by your company. Leased equipment refers to personal property obtained through an operating lease. Used property refers to personal property not under a lease agreement and not owned by you but in your possession.

8. **Page 7 & 7A** require that you give the **Gross Investment & Cash Value** of all Tennessee property, plant, and equipment. You are further required on **Pages 7 & 7A** to break down all Tennessee property, plant, and equipment as to its physical location within the corporate limits or outside corporate limits.

9. **Pages 8 & 8A** require a breakdown of **Gross Investment & Cash Value** of Tennessee property, plant, and equipment as to county, city, and special school district. Complete a separate sheet for each county, city, and special school district where property is located. The **county sheet** should also include property located in the cities and special school districts within that particular county. The **city sheet** should also include properties of special school districts located within that particular city. The **special school district sheet** should include only that property located within that particular school district.

10. **Page 9** requires a listing of all purchases and sales of Tennessee real property **(including telecommunications towers)** occurring during the year 2017.

GENERAL INSTRUCTION SHEET
(continued)

11. **Page 10** requires a listing of all properties receiving tax incentives such as Pilot Agreements (PILOT) or property leased from an Industrial Development Board (IDB). Report each separate agreement subject to these incentives by populating each column with the pertinent data.

12. **Page 11** requires a listing of all real property under construction. This listing will include all real property currently under construction or construction expected to be completed by September 1 of this year. Be sure to include the county and city where located, map reference and property owner, description of improvement, and the construction cost.

13. **NO SHEET OR SECTION SHOULD BE LEFT BLANK.** If a sheet or section does not apply, indicate such in accordance with **Instruction # 5** on previous page.

14. **IT IS IMPERATIVE THAT THE REPORT BE SIGNED. IF NOT, THE REPORT WILL BE RETURNED.**

15. **Any additional information, schedules, etc., provided by your company must be submitted on LETTER SIZE PAPER (8.5" x 11").**

16. Please provide the Office of State Assessed Properties with all documents in which an opinion of value has been determined by an appraiser hired by your company, any employee of your company, a public utilities commission or its equivalent, or any other party whose service was contracted by your company for the **past three years**. The documents should be summary in nature and **do not include** state or local appraisals.

17. In an effort to assure property accountability compliance, please provide the Office of State Assessed Properties with documentation supporting entries on the Ad Valorem Tax Report for the following: **gross investment in Tennessee, and net investment in Tennessee**. In other words, show how the numbers are derived. For companies located one hundred percent (100%) in Tennessee, a reference to the Balance Sheet is sufficient.

DATE: 3/30/17

I, Thomas Hartline **, being the OWNER, PRESIDENT, SECRETARY, AND/OR PARTNER OF** Navitas TN NG LLC **, do hereby swear and affirm that the foregoing Ad Valorem Tax Report for the year two thousand eighteen has been prepared from only the original books, papers, and records of said respondent under my direction in accordance with Tennessee Code Annotated, §67-5-1316, and is true and correct to the best of my knowledge and belief.**

NAME

Secretary

OFFICIAL CAPACITY

ITEM 47(c)

STATE OF TENNESSEE
2019
AD VALOREM TAX REPORT

COMPANY NAME Navitas TN NG, LLC

STREET 3186-D Airway Avenue CITY Costa Mesa STATE CA ZIP CODE 92626
(PRINCIPLE OFFICE INFORMATION)

STREET 605 Sunset Trail CITY Jellico STATE TN ZIP CODE 37762
(PRINCIPLE OFFICE INFORMATION IN TENNESSEE)

PHONE NUMBER (714) 242-4064 FAX NUMBER (714) 850-0876

COMPANY WEB SITE navitasutility.com

Visit our website at:
www.comptroller.tn.gov/sap

MAIL REPORT TO:

COMPTROLLER OF THE TREASURY
OFFICE OF STATE ASSESSED PROPERTIES
Cordell Hull Building
425 Fifth Avenue North
Nashville, TN 37243-3400
(615) 741-0140 FAX (615) 741-0142

****This report must be filed with this office by April 1, 2019****

1. Company Name: Navitas TN NG, LLC

2. Principal Office Location: 3186-D Airway Avenue (Number & Street)

   Costa Mesa (City) CA (State) 92626 (Zip)

3. Is Company _____ **INDIVIDUAL?** _____ **PARTNERSHIP?** _____ **CORPORATION?**
   _____ **COOPERATIVE?** X **OTHER?** Single Member LLC

4. If a **CORPORATION** or **OTHER** similar enterprise, supply the following information:

   Under laws of what state organized: TN — Date organized: 11/9/10
   Add charter of incorporation or similar enterprise. — Date dissolved: _____

   Under laws of what state organized: _____ — Date organized: _____

5. Name & address of **PRESIDENT, OWNER, OR PARTNER**: Navitas Assets, LLC (Name)

   Parent Company (Position/Title) 3186-D Airway Avenue (Number & Street) Costa Mesa (City) CA (State) 92626 (Zip)

6. Name & address of **GENERAL MANAGER**: _____ (Name)

   _____ (Number & Street) _____ (City) _____ (State) _____ (Zip)

7. **GROSS** Investment in SYSTEM plant and property December 31, 2018 $ _____

8. **NET** Investment in SYSTEM plant and property December 31, 2018 $ _____

9. SYSTEM GROSS Revenue (Income) for year ended December 31, 2018 $ _____

10. SYSTEM NET OPERATING Revenue (Income) for year ended December 31, 2018 $ _____

11. Amount of LOANS FROM FEDERAL AGENCIES, if any $ N/A

12. Indicate stock & debt of company:

	Amount Authorized	No. of Shares or Amount Issued	Book or Par Value	Market or Cash Value
Preferred Stock	none			
Common Stock	none			
Bonds	none			
Other Long-Term Debts				

13. State surplus at beginning of 2018 $ _____ End of 2018 $ _____

14. State amount of dividends paid for the year 2018: Preferred $ _____ Common $ _____

15. State exact dollar amount of FEDERAL INCOME TAX ACTUALLY PAID OR OWED FOR 2018 as reported on your Federal Income Tax Return $ N/A

16. State ACTUAL CASH or MARKET VALUE of all Tennessee plant and property as of January 1, 2019 $ 500,000

17. State NET additions (additions less retirements) to Tennessee plant and property for:
2017 $ (63,614) 2018 $ 4,378

18. Total number of subscribers in Tennessee 603

19. Does your company operate solely (100%) in Tennessee? X YES _____ NO

If you checked "YES" it will not be necessary to complete questions 20-27.
If you checked "NO" **you must** complete questions 20-27.

20. GROSS Investment in Tennessee plant and property December 31, 2018 $ _____

21. NET Investment in Tennessee plant and property December 31, 2018 $ _____

22. TENNESSEE GROSS Revenue (Income) for year ended December 31, 2018 $ _____

23. TENNESSEE NET OPERATING Revenue (Income) for year ended December 31, 2018 $ _____

24. Percent of TENNESSEE GROSS Investment as compared to SYSTEM GROSS Investment in plant and property December 31, 2018 _____ %

25. Percent of TENNESSEE NET Investment as compared to SYSTEM NET Investment in plant and property December 31, 2018 _____ %

26. Percent of TENNESSEE GROSS Revenue (Income) as compared to SYSTEM GROSS Revenue (Income) for year ended December 31, 2018 _____ %

27. OPERATING Revenue (Income) for year ended December 31, 2018 _____ %

28. Does your company or its parent holding company file the following? **Check all that apply:**

_____ a. SEC Form 10-K

_____ b. Annual report to stockholders

_____ c. FERC Form 2

File one copy of each of the items checked in item 28 with the Comptroller of the Treasury, Office of State Assessed Properties.

29. What was the date of your last rate case? 2012 Was the case heard by a state PSC or a federal entity? TRA What was the return on equity granted? 8.71 %

30. Special questions regarding this report should be directed to:

NAME: Vanessa Novak

TITLE: Attorney

ADDRESS: 3186-D Airway Avenue
Number & Street

Costa Mesa (City) CA (State) 92626 (Zip)

PHONE NUMBER: (714) 242-4064

FAX NUMBER: (714) 850-0876

E-MAIL ADDRESS vnovak@navitasutility.com

BALANCE SHEET
ASSETS

Item		AS OF DECEMBER 31 2018	2017
	Fixed Assets		
1.	Utility Plant in Service	$ 1,842,873	$ 1,838,494
2.	Plant Under Construction		
3.	Property Held for Future Use		
4.	Plant Acquisition Adjustment	(267,687)	(267,687)
5.	Total Fixed Assets	1,575,186	1,570,807
6.	**LESS** Depreciation & Amortization Reserve	(1,117,843)	(1,085,234)
7.	**Net Fixed Assets**	$ 457,343	$ 485,574
	Other Property & Investments		
*8.	Non-Utility Property	$ 330,004	$ 330,004
9.	**LESS** Accumulated Depreciation	(282,044)	(257,413)
10.	Net Non-Utility Property		
*11.	**INVESTMENT IN AFFILIATED COMPANIES**		
*12.	**OTHER INVESTMENTS**		
13.	Miscellaneous Physical Property		
14.	Sinking Funds		
15.	Other Fund Accounts		
16.	**Total Other Property & Investments**	$ 47,960	$ 72,591
	Current Assets		
17.	Cash	$ 3,848	$ 27,762
18.	Special Cash Deposits		
19.	Working Funds		
20.	Temporary Cash Investments		
21.	Notes Receivable from Affiliated Companies		
22.	Other Notes Receivable		
23.	Due from related parties – Net		
24.	Accounts Receivable from Affiliated Companies Net	172,768	138,235
25.	Other Accounts Receivable – Net		
26.	Interest & Dividends Receivable	9,856	8,415
27.	Pre-Payments		
28.	**MATERIALS & SUPPLIES**		
29.	Liquefied Natural Gas Stored		
30.	Subscriptions to Security Issues		
31.	Other Current Assets	16,757	440
32.	**Total Current Assets**	$ 203,229	$ 174,852
	Deferred Charges		
33.	Discount on Long-Term Debt	$	$
34.	Extraordinary Maintenance & Retirements		
35.	Clearing Accounts		
36.	Other Deferred Charges		
37.	**Total Deferred Charges**	$	$
38.	**TOTAL ASSETS**	$ 708,532	$ 733,018

***GIVE A DETAILED BREAKDOWN AND DESCRIPTION OF THIS TYPE OF PROPERTY INVESTMENT.**

BALANCE SHEET
LIABILITIES & OTHER CREDITS

Item	Capital Stock & Retained Earnings	AS OF DECEMBER 31 2018	2017
1.	Common Capital Stock Outstanding	$	$
2.	Preferred Capital Stock Outstanding		
3.	Premiums on Capital Stock		
4.	Other Capital Liability Accounts		
5.	Proprietor's Capital	565,379	565,379
6.	Other Capital		
7.	Retained Earnings Reserved		
8.	Unappropriated Retained Earnings	(638,661)	(626,963)
9.	**LESS** Discount on Capital Stock		
10.	**LESS** Capital Stock Expense		
11.	**Total Capital Stock & Retained Earnings**	$ (73,282)	$ (61,584)
	Long-Term Debt		
12.	Funded Debt Outstanding	$ 450,842	$ 473,003
13.	Receivers Certificates		
14.	Advances from Affiliated Companies		
15.	Other Long-Term Debt(s)		
16.	**Total Long-Term Debt(s)**	$ 450,842	$ 473,003
	Current & Accrued Liabilities		
17.	Current portion of Notes Payable	$ 20,507	$ 19,220
18.	Other Notes Payable (Current)	75,000	
19.	Accounts Payable to Affiliated Companies		
20.	Other Accounts Payable	127,496	178,061
21.	Customers Deposits	19,265	20,165
22.	Matured Interest & Dividends		
23.	Current portion of Long-Term Debt(s)		
24.	Advance Billing & Payments	20,902	27,236
25.	Taxes Accrued	59,667	66,883
26.	Unmatured Interest, Dividends, & Rents Accrued		
27.	Refunds Due Customers	1,100	1,100
28.	Other Current Liabilities		
29.	**Total Current & Accrued Liabilities**	$ 330,972	$ 312,665
	Deferred Credits & Reserves		
30.	Premium on Long-Term Debt	$	$
31.	Insurance Reserve		
32.	Provident Reserve		
33.	Amortization Reserve		
34.	Employment Stabilization Reserve		
35.	Other Deferred Credits & Reserves		
36.	Accumulated Deferred Income Taxes		
37.	**Total Deferred Credits & Reserves**	$	$
	Contributions in Aid of Construction		
38.	Contributions in Aid of Construction	$ 7,034	$ 8,934
39.	**TOTAL LIABILITIES & OTHER CREDITS**	$ 708,532	$ 733,018

LONG-TERM DEBT

Mortgages, Bonds, Promissory Notes, & Miscellaneous Long-Term Debt

Date of Issue	Date of Maturity	Description: (Bonds, Notes, or Other Instrument)	Beginning of Year Balance	Principal Paid During Year	*End of Year Balance	Interest for Year		Leave This Column Blank
						Rate (%)	Amount	
			$	$	$		$	
10/17/13	10/17/33	Bank 7 - System Loan	471,349			7.7%		
		TOTALS	$ 471,349	$	$ *	----------	$	

INCOME STATEMENT

AS OF DECEMBER 31

Item		2018	2017
	Operating Revenue		
1.	Residential Sales	$ 314,219	$ 236,930
2.	Commercial Sales	230,025	168,654
3.	Industrial Sales		
4.	Municipal Sales	231,528	182,244
5.	Other Miscellaneous Revenue & Sales	31,660	72,137
6.	**Total Operating Revenue**	$ 807,433	$ 659,965
	Operating Expense		
7.	Production Expense	$	$
8.	Purchased Gas	299,150	215,455
9.	Transmission Expense		
10.	Distribution Expense	316,944	245,201
11.	Storage Expense		
12.	Customer Accounting & Collection Expense		54,414
13.	Sales Expense		
14.	Administrative & General Expense	96,160	91,174
15.	Operating Taxes: State, County, & Municipal		
16.	Operating Taxes: Federal Income Taxes		
17.	Operating Taxes: Federal Other Taxes		
18.	Depreciation Expense	32,617	32,452
19.	Amortization Expense	24,624	37,001
20.	Other Operating Expense		
21.	**Total Operating Expense**	$ 769,495	$ 675,697
22.	**NET OPERATING INCOME**	$ 37,988	$ (15,732)
	Other Income		
23.	Dividend Income	$	$
24.	Allowance for Funds Used During Construction (AFUDC)		
25.	**LESS:** Federal Income Taxes on AFUDC		
26.	Other Interest Income		
27.	Total Interest Income		
28.	Income from Non-Operating Property		
29.	Miscellaneous Income		
30.	**Total Other Income**	$	$
	Miscellaneous Deductions from Income		
31.	Miscellaneous Income Charges	$	$
32.	Federal Income Taxes-Non-Operating	14,436	21,262
33.	Other Non-Operating Taxes		
34.	Total Miscellaneous Deductions		
35.	Net Other Income	$ 23,552	$ (36,994)
36.	**Gross Income**		
	Interest & Other Deductions		
37.	Interest on Funded Debt	$ 35,250	$ 31,105
38.	Other Interest Deductions		
39.	Amortization of Discount on Long-Term Debt		
40.	Release of Premium on Long-Term Debt-Credit		
41.	Other Fixed Charges		
42.	Total Interest & Other Deductions	35,250	31,105
43.	**Net Income Before Extraordinary Items**	$ (11,698)	$
	Extraordinary & Delayed Items		
44.	Extraordinary & Delayed Items	$	$
45.	**Net Income to Retained Earnings**	$ (11,698)	$ (68,099)

LEASED EQUIPMENT

This schedule should include all operating equipment located in Tennessee that is leased or used by your company.

Type of Equipment	No. Of Units	Total Annual Amount of Rent	Age Of Units	Annual Depreciation Rate	Lease Expiration Date	Owner	Tax Liability Lessor or Lessee	Original Cost	Accumulated Depreciation	Depreciated Cost	Location (County & City)
N/A		$						$	$	$	

TENNESSEE PROPERTY
December 31, 2018

GAS DISTRIBUTION SYSTEM

	Gross Investment Within Corporate Limits	Gross Investment Outside Corporate Limits	Gross Investment Total	Cash Value Jan. 1, 2019
Meters	$	$	$	$
Service Lines			83,767	73,415
Mains by Size & Kind:			1,758,845	383,668
1" - 6" Poly				
House Regulators				
Measuring & Regulating Equipment				
Meter Installations				
Other Distribution Equipment				
Total Investment	$	$	$ 1,842,613	XXXXXXXXXX
Total Cash Value 1/1/2019	$	$	XXXXXXXXXX	$ 457,083

GAS PLANT EQUIPMENT

Retorts	$	$	$	$
Benches				
Generators				
Holders				
Other Gas Plant Equipment				
Total Investment	$	$	$	XXXXXXXXXX
Total Cash Value 1/1/2019	$	$	XXXXXXXXXX	$
Total gross investment in furniture, fixtures, equipment, automobiles, materials & supplies, & other general equipment.	$	$	$	$
Total cash value 1/1/2019 of above furniture, etc.	$	$	XXXXXXXXXX	$

CONSTRUCTION WORK IN PROGRESS (CWIP) - Please attach a separate sheet identifying and describing the assets reported under this section

Personal @ 15%	$	$	$	$
Real @ 100%	$	$	$	$

TENNESSEE PROPERTY
(Continued)

Real Estate

A. Land:

Acres	Location	Year Acquired	Purchased From	Deed Book	Page No.	Gross Investment	Cash Value Jan. 1, 2019
ROW	333 Beever St.	2015	Alfred Bryant			$ 260	$ 260
			Total Land			$ 260	$ 260

B. Structures:

Kind & Type of Structure	Location	Year Constructed/ Acquired	Gross Investment	Cash Value Jan. 1, 2019
N/A			$	$
		Total Structures	$	$
		Total Real Estate/Tennessee	$	$
		Total All Property/Tennessee	$	$

	Within Corporate Limits	Outside Corporate Limits	Total
No. Meters			583
No. Miles of Service Lines			
No. Miles of Main by Size & Kind			
Size: 1" - 6" Poly			24.69
No. Customers			

PROPERTY SHEET

Note: **One sheet to be completed for each county, city, and special school district where property is located.**

Name of county, city, or special school district Jellico, TN — **County** Campbell

GAS DISTRIBUTION SYSTEM

	Gross Investment Within Corporate Limits	Gross Investment Outside Corporate Limits	Gross Investment Total	Cash Value Jan. 1, 2019
Meters	$	$	$	$
Service Lines			30,243	26,260
Mains by Size & Kind:			1,190,232	225,771
1" - 6" Poly				
House Regulators				
Measuring & Regulating Equipment				
Meter Installations				
Other Distribution Equipment				
Total Investment	$	$	$ 1,220,475	XXXXXXXXXX
Total Cash Value 1/1/2019	$	$	XXXXXXXXXX	$ 252,031

GAS PLANT EQUIPMENT

Retorts	$	$	$	$
Benches				
Generators				
Holders				
Other Gas Plant Equipment				
Total Investment	$	$	$	XXXXXXXXXX
Total Cash Value 1/1/2019	$	$	XXXXXXXXXX	$
Total gross investment in furniture, fixtures, equipment, automobiles, materials & supplies, & other general equipment.	$	$	$	XXXXXXXXXX
Total cash value 1/1/2019 of above furniture, etc.	$	$	XXXXXXXXXX	$

CONSTRUCTION WORK IN PROGRESS (GROSS COST)

Personal @ 15%	$	$	$	$
Real @ 100%	$	$	$	$

REAL ESTATE

A. **Land:** Jellico, TN Campbell

Acres	Location	Year Acquired	Purchased From	Deed Book	Page No.	Gross Investment	Cash Value Jan. 1, 2019
ROW	333 Beever St.	2015	Alfred Bryant			$ 260	$ 260
				Total Land		$ 260	$ 260

B. **Structures:**

Kind & Type of Structure	Location	Year Constructed/Acquired	Gross Investment	Cash Value Jan. 1, 2019
N/A			$	$
		Total Structures	$	$
		Total Real Estate/Tennessee	$	$
		Total All Property/Tennessee	$	$

	Within Corporate Limits	Outside Corporate Limits	Total
No. Meters			501
No. Miles of Service Lines			
No. Miles of Main by Size & Kind			
Size: 1" - 6" Poly			
No. Customers			

PROPERTY SHEET

Note: **One sheet to be completed for each county, city, and special school district where property is located.**

Name of county, city, or special school district **County**

Fentress

GAS DISTRIBUTION SYSTEM

	Gross Investment Within Corporate Limits	Gross Investment Outside Corporate Limits	Gross Investment Total	Cash Value Jan. 1, 2019
Meters	$	$	$	$
Service Lines			19,348	16,754
Mains by Size & Kind:			3,018	896
1" - 6" Poly				
House Regulators				
Measuring & Regulating Equipment				
Meter Installations				
Other Distribution Equipment				
Total Investment	$	$	$ 22,366	XXXXXXXXXX
Total Cash Value 1/1/2019	$	$	XXXXXXXXXX	$ 17,650

GAS PLANT EQUIPMENT

Retorts	$	$	$	$
Benches				
Generators				
Holders				
Other Gas Plant Equipment				
Total Investment	$	$	$	XXXXXXXXXX
Total Cash Value 1/1/2019	$	$	XXXXXXXXXX	$
Total gross investment in furniture, fixtures, equipment, automobiles, materials & supplies, & other general equipment.	$	$	$	XXXXXXXXXX
Total cash value 1/1/2019 of above furniture, etc.	$	$	XXXXXXXXXX	$

CONSTRUCTION WORK IN PROGRESS (GROSS COST)

Personal @ 15%	$	$	$	$
Real @ 100%	$	$	$	$

REAL ESTATE

Fentress

A. Land:

Acres	Location	Year Acquired	Purchased From	Deed Book	Page No.	Gross Investment	Cash Value Jan. 1, 2019
N/A						$	$
				Total Land		$	$

B. Structures:

Kind & Type of Structure	Location	Year Constructed/Acquired	Gross Investment	Cash Value Jan. 1, 2019
N/A			$	$
		Total Structures	$	$
		Total Real Estate/Tennessee	$	$
		Total All Property/Tennessee	$	$

	Within Corporate Limits	Outside Corporate Limits	Total
No. Meters			11
No. Miles of Service Lines			
No. Miles of Main by Size & Kind			
Size: 1" - 6" Poly			
No. Customers			

PROPERTY SHEET

Note: **One sheet to be completed for each county, city, and special school district where property is located.**

Name of county, city, or special school district Byrdstown, TN **County**

GAS DISTRIBUTION SYSTEM

	Gross Investment Within Corporate Limits	Gross Investment Outside Corporate Limits	Gross Investment Total	Cash Value Jan. 1, 2019
Meters	$	$	$	$
Service Lines			34,176	30,401
Mains by Size & Kind:			565,595	157,001
1" - 6" Poly				
House Regulators				
Measuring & Regulating Equipment				
Meter Installations				
Other Distribution Equipment				
Total Investment	$	$	$ 599,771	XXXXXXXXXX
Total Cash Value 1/1/2019	$	$	XXXXXXXXXX	$ 187,402

GAS PLANT EQUIPMENT

Retorts	$	$	$	$
Benches				
Generators				
Holders				
Other Gas Plant Equipment				
Total Investment	$	$	$	XXXXXXXXXX
Total Cash Value 1/1/2019	$	$	XXXXXXXXXX	$
Total gross investment in furniture, fixtures, equipment, automobiles, materials & supplies, & other general equipment.	$	$	$	XXXXXXXXXX
Total cash value 1/1/2019 of above furniture, etc.	$	$	XXXXXXXXXX	$

CONSTRUCTION WORK IN PROGRESS (GROSS COST)

Personal @ 15%	$	$	$	$
Real @ 100%	$	$	$	$

REAL ESTATE

Byrdstown, TN

A. Land:

Acres	Location	Year Acquired	Purchased From	Deed Book	Page No.	Gross Investment	Cash Value Jan. 1, 2019
N/A						$	$
				Total Land		$	$

B. Structures:

Kind & Type of Structure	Location	Year Constructed/Acquired	Gross Investment	Cash Value Jan. 1, 2019
N/A			$	$
		Total Structures	$	$
		Total Real Estate/Tennessee	$	$
		Total All Property/Tennessee	$	$

	Within Corporate Limits	Outside Corporate Limits	Total
No. Meters			71
No. Miles of Service Lines			
No. Miles of Main by Size & Kind			
Size: 1" - 6" Poly			
No. Customers			

PURCHASES AND SALES OF TENNESSEE PROPERTY

List all purchases and sales of **Tennessee real property** (including Telecommunications Towers) that occurred during the year 2018. Give all applicable information for each transaction separately. (You may copy pages as needed) **Please attach a copy of the warranty deed or sales contract.**

PURCHASES

Date of Purchase: N/A

County/City:

Assessor's Tax Map & Parcel Number:

Purchase Price:

Physical Address:

Number & Street

City State Zip

Description of Property:

Grantor (seller):

Type of Improvement:

SALES

Date of Sale: N/A

County/City:

Assessor's Tax Map & Parcel Number:

Sale Price:

Physical Address:

Number & Street

City State Zip

Description of Property:

Grantee (buyer):

Type of Improvement:

INDUSTRIAL DEVELOPMEMT BOARD

Please report on this form any Industrial Development Board (IDB) or similar tax abatements information for personal and real property leased by your company. Please include scanned or paper copies of any similar agreements with city or counties for the referenced properties.

Owner Name	Lessee Name	Property Address	County Name	City Name	Estimated Value	Lease Date	Lease Terms
N/A							

REAL PROPERTY UNDER CONSTRUCTION

Tennessee Code Annotated 67-5-503 provides that, "If after January 1 and before September 1 of any year, an improvement or new building is completed and ready for use or occupancy...the assessor of property shall make or correct the assessment of such property, on the basis of the value of the improvement at the time of its completion..."

List all real properties under construction or properties that **will be** completed by September 1, 2019.

County and City	Property Owner and Map Reference	Description of Improvement	Construction Cost
N/A			$

DATE: 3-28-19

I, Thomas Hartline **, being the OWNER, PRESIDENT, SECRETARY, AND/OR PARTNER OF** Navitas TN NG, LLC **, do hereby swear and affirm that the foregoing Ad Valorem Tax Report for the year two thousand nineteen has been prepared from only the original books, papers, and records of said respondent under my direction in accordance with Tennessee Code Annotated, §67-5-1316, and is true and correct to the best of my knowledge and belief.**

NAME

Secretary

OFFICIAL CAPACITY

Navitas TN NG, LLC

4/30/2019 2:01 PM

Register: 2400 · A/E:2402 · Advalorem Tax Payable

From 01/01/2016 through 12/31/2016

Sorted by: Date, Type, Number/Ref

Date	Number	Payee	Account	Memo	Increase	C	Decrease	Balance
01/06/2016	6900004	Town of Byrdstown	2200 · A/P:2203 · Taxes	2015 Byrdstow...			110.00	2,843.73
01/11/2016	2015	Pickett County Trustee	2200 · A/P:2203 · Taxes	Property addres...			3,031.31	-187.58
01/20/2016	0700047	Campbell County Tr...	2200 · A/P:2203 · Taxes	Property addres...			7,238.00	-7,425.58
01/31/2016	160131		Other Expense:408 · A...	Ad-Valorem Ta...	1,200.00			-6,225.58
02/29/2016	160229		Other Expense:408 · A...	Ad-Valorem Ta...	1,200.00			-5,025.58
03/31/2016	160331		Other Expense:408 · A...	Ad-Valorem Ta...	1,200.00			-3,825.58
04/30/2016	160430		Other Expense:408 · A...	Ad-Valorem Ta...	1,200.00			-2,625.58
05/31/2016	160531		Other Expense:408 · A...	Ad-Valorem Ta...	1,200.00			-1,425.58
06/30/2016	160630		Other Expense:408 · A...	Ad-Valorem Ta...	1,200.00			-225.58
07/31/2016	160731		Other Expense:408 · A...	Ad-Valorem Ta...	1,200.00			974.42
08/31/2016	160831		Other Expense:408 · A...	Ad-Valorem Ta...	1,200.00			2,174.42
09/30/2016	160930		Other Expense:408 · A...	Ad-Valorem Ta...	1,200.00			3,374.42
10/31/2016	161031		Other Expense:408 · A...	Ad-Valorem Ta...	1,200.00			4,574.42
11/30/2016	161130		Other Expense:408 · A...	Ad-Valorem Ta...	1,200.00			5,774.42
12/27/2016	2500015	Fentress County Trus...	2200 · A/P:2203 · Taxes	Property addres...			50.00	5,724.42
12/31/2016	161231		Other Expense:408 · A...	Ad-Valorem Ta...	1,200.00			6,924.42
12/31/2016	0700018	Jellico City Recorder	2200 · A/P:2203 · Taxes	Property GA00...			3,003.00	3,921.42

Register: 2400 · A/E:2402 · Advalorem Tax Payable

From 01/01/2017 through 12/31/2017

Sorted by: Date, Type, Number/Ref

Date	Number	Payee	Account	Memo	Increase	C	Decrease	Balance
01/10/2017	2016	Pickett County Trustee	2200 · A/P:2203 · Taxes	Property addres...			2,502.91	1,418.51
01/10/2017	0700044	Campbell County Tr...	2200 · A/P:2203 · Taxes	Property addres...			7,873.00	-6,454.49
01/18/2017	6900003	Town of Byrdstown	2200 · A/P:2203 · Taxes	2016 Byrdstow...			368.00	-6,822.49
01/31/2017	170131		Other Expense:408 · A...	Ad-Valorem Ta...	1,150.00			-5,672.49
02/28/2017	170228		Other Expense:408 · A...	Ad-Valorem Ta...	1,150.00			-4,522.49
03/31/2017	170331		Other Expense:408 · A...	Ad-Valorem Ta...	1,150.00			-3,372.49
04/30/2017	170430		Other Expense:408 · A...	Ad-Valorem Ta...	1,150.00			-2,222.49
05/31/2017	170531		Other Expense:408 · A...	Ad-Valorem Ta...	1,150.00			-1,072.49
06/30/2017	170630		Other Expense:408 · A...	Ad-Valorem Ta...	1,150.00			77.51
07/31/2017	170731		Other Expense:408 · A...	Ad-Valorem Ta...	1,150.00			1,227.51
08/31/2017	170831		Other Expense:408 · A...	Ad-Valorem Ta...	1,150.00			2,377.51
09/30/2017	170930		Other Expense:408 · A...	Ad-Valorem Ta...	1,150.00			3,527.51
10/31/2017	171031		Other Expense:408 · A...	Ad-Valorem Ta...	1,150.00			4,677.51
11/30/2017	171130		Other Expense:408 · A...	Ad-Valorem Ta...	1,150.00			5,827.51
12/20/2017	2017	Pickett County Trustee	2200 · A/P:2203 · Taxes	Property addres...			1,414.80	4,412.71
12/20/2017	2500015	Fentress County Trus...	2200 · A/P:2203 · Taxes	Property addres...			57.00	4,355.71
12/20/2017	6900003	Town of Byrdstown	2200 · A/P:2203 · Taxes	2017 Byrdstow...			401.00	3,954.71
12/31/2017	171231		Other Expense:408 · A...	Ad-Valorem Ta...	1,150.00			5,104.71
12/31/2017	171231		Other Expense:408 · A...	Ad-Valorem Ta...	7,462.29			12,567.00

Register: 2400 · A/E:2402 · Advalorem Tax Payable
From 01/01/2018 through 12/31/2018
Sorted by: Date, Type, Number/Ref

Date	Number	Payee	Account	Memo	Increase	C	Decrease	Balance
01/05/2018	0700043	Campbell County Tr...	2200 · A/P:2203 · Taxes	Property addres...			9,094.00	3,473.00
01/18/2018	0700018	Jellico City Recorder	2200 · A/P:2203 · Taxes	Property GA00...			3,473.00	0.00
01/31/2018	180131		Other Expense:408 · A...	Ad-Valorem Ta...	1,203.00			1,203.00
02/28/2018	180228		Other Expense:408 · A...	Ad-Valorem Ta...	1,203.00			2,406.00
03/31/2018	180331		Other Expense:408 · A...	Ad-Valorem Ta...	1,203.00			3,609.00
04/30/2018	180430		Other Expense:408 · A...	Ad-Valorem Ta...	1,203.00			4,812.00
05/31/2018	180531		Other Expense:408 · A...	Ad-Valorem Ta...	1,203.00			6,015.00
06/30/2018	180630		Other Expense:408 · A...	Ad-Valorem Ta...	1,203.00			7,218.00
07/31/2018	180730		Other Expense:408 · A...	Ad-Valorem Ta...	1,203.00			8,421.00
08/31/2018	180830		Other Expense:408 · A...	Ad-Valorem Ta...	1,203.00			9,624.00
09/30/2018	180930		Other Expense:408 · A...	Ad-Valorem Ta...	1,203.00			10,827.00
10/30/2018	181030		Other Expense:408 · A...	Ad-Valorem Ta...	1,203.00			12,030.00
11/30/2018	181130		Other Expense:408 · A...	Ad-Valorem Ta...	1,203.00			13,233.00
12/20/2018	2018-GA...	Pickett County Trustee	2200 · A/P:2203 · Taxes	Property addres...			1,301.25	11,931.75
12/26/2018	2018-GA...	Fentress County Trus...	2200 · A/P:2203 · Taxes	Property addres...			53.00	11,878.75
12/31/2018	181231		Other Expense:408 · A...	Ad-Valorem Ta...	1,203.00			13,081.75
12/31/2018	181231		Other Expense:408 · A...	Release 2018 A...			1,588.75	11,493.00

Register: 2400 · A/E:2402 · Advalorem Tax Payable

From 01/01/2019 through 04/30/2019

Sorted by: Date, Type, Number/Ref

Date	Number	Payee	Account	Memo	Increase	C	Decrease	Balance
01/08/2019	2018-070...	Campbell County Tr...	2200 · A/P:2203 · Taxes	Property addres...			8,044.00	3,449.00
01/11/2019	2018-GA...	Pickett County Trustee	2200 · A/P:2203 · Taxes	Property addres...			377.00	3,072.00
01/16/2019	2019-070...	Jellico City Recorder	2200 · A/P:2203 · Taxes	Property GA00...			3,072.00	0.00
01/31/2019	190131		Other Expense:408 · A...	2019 Ad-Valor...	1,100.00			1,100.00
02/28/2019	190228		Other Expense:408 · A...	2019 Ad-Valor...	1,100.00			2,200.00
03/31/2019	190331		Other Expense:408 · A...	2019 Ad-Valor...	1,100.00			3,300.00
04/30/2019	190430		Other Expense:408 · A...	2019 Ad-Valor...	1,100.00			4,400.00

0080-0880B891 TAXPAY® 16092

950114

Form **941 for 2016: Employer's QUARTERLY Federal Tax Return**
(Rev. January 2016) Department of the Treasury - Internal Revenue Service

OMB No. 1545-0029

(EIN) Employer identification number: 20-5778213

Name (not your trade name): NAVITAS UTILITY CORPORATION

Trade name (if any):

Address: 3186-D AIRWAY AVE
Number Street Suite or room number

COSTA MESA | CA | 92626
City State ZIP code

Foreign country name | Foreign province/county | Foreign postal code

Report for this Quarter of 2016 (Check one.)

- [X] 1: January, February, March
- [ ] 2: April, May, June
- [ ] 3: July, August, September
- [ ] 4: October, November, December

Instructions and prior year forms are *available at www.irs.gov/form941.*

Read the separate instructions before you complete Form 941. Type or print within the boxes.

Part 1: Answer these questions for this quarter.

1 Number of employees who received wages, tips, or other compensation for the pay period including: *Mar. 12* (Quarter 1), *June 12* (Quarter 2), *Sept. 12* (Quarter 3), *or Dec. 12* (Quarter 4)	1	36
2 Wages, tips, and other compensation	2	340963.52
3 Federal income tax withheld from wages, tips, and other compensation	3	37379.54
4 If no wages, tips, and other compensation are subject to social security or Medicare tax		[ ] Check and go to line 6.

	Column 1		Column 2
5a Taxable social security wages	355121.75	x .124 =	44035.10
5b Taxable social security tips		x .124 =	
5c Taxable Medicare wages & tips	355121.75	x .029 =	10298.53
5d Taxable wages & tips subject to Additional Medicare Tax withholding		x .009 =	

5e Add Column 2 from lines 5a, 5b, 5c, and 5d	5e	54333.63
5f Section 3121(q) Notice and Demand - Tax due on unreported tips (see instructions)	5f	
6 Total taxes before adjustments. Add lines 3, 5e, and 5f.	6	91713.17
7 Current quarter's adjustment for fractions of cents	7	-.17
8 Current quarter's adjustment for sick pay	8	
9 Current quarter's adjustments for tips and group-term life insurance	9	
10 Total taxes after adjustments. Combine lines 6 through 9	10	91713.00
11 Total deposits for this quarter, including overpayment applied from a prior quarter and overpayments applied from Form 941-X, 941-X (PR), 944-X, or 944-X (SP) filed in the current quarter	11	91713.00
12 Balance due. If line 10 is more than line 11, enter the difference and see instructions	12	
13 Overpayment. If line 11 is more than line 10, enter difference		Check one: [ ] Apply to next return. [ ] Send a refund.

▶ **You MUST complete both pages of Form 941 and SIGN it.**

For Privacy Act and Paperwork Reduction Act Notice, see the back of the Payment Voucher.

Next →

Name (not your trade name): NAVITAS UTILITY CORPORATION

Employer identification number (EIN): 20-5778213

Part 2: Tell us about your deposit schedule and tax liability for this quarter.

If you are unsure about whether you are a monthly schedule depositor or a semiweekly schedule depositor, see section 11 of Pub. 15.

14 Check one:

☐ **Line 10 on this return is less than $2,500 or line 10 on the return for the prior quarter was less than $2,500, and you did not incur a $100,000 next-day deposit obligation during the current quarter.** If line 10 for the prior quarter was less than $2,500 but line 10 on this return is $100,000 or more, you must provide a record of your federal tax liability. If you are a monthly schedule depositor, complete the deposit schedule below; if you are a semiweekly schedule depositor, attach Schedule B (Form 941). Go to Part 3.

☐ **You were a monthly schedule depositor for the entire quarter.** Enter your tax liability for each month and total liability for the quarter, then go to Part 3.

Tax liability:	**Month 1**	.
	Month 2	.
	Month 3	.
Total liability for quarter		. **Total must equal line 10.**

☒ **You were a semiweekly schedule depositor for any part of this quarter.** Complete Schedule B (Form 941), Report of Tax Liability for Semiweekly Schedule Depositors, and attach it to Form 941.

Part 3: Tell us about your business. If a question does NOT apply to your business, leave it blank.

15 If your business has closed or you stopped paying wages . . . . . ☐ Check here, and

enter the final date you paid wages .

16 If you are a seasonal employer and you do not have to file a return for every quarter of the year . . ☐ Check here.

Part 4: May we speak with your third-party designee?

Do you want to allow an employee, a paid tax preparer, or another person to discuss this return with the IRS? See the instructions for details.

☐ Yes. Designee's name and phone number ( ) -

Select a 5-digit Personal Identification Number (PIN) to use when talking to IRS. ☐☐☐☐☐

☒ No.

Part 5: Sign here. You MUST complete both pages of Form 941 and SIGN it.

Under penalties of perjury, I declare that I have examined this return, including accompanying schedules and statements, and to the best of my knowledge and belief, it is true, correct, and complete. Declaration of preparer (other than taxpayer) is based on all information of which preparer has any knowledge.

X **Sign your name here** REFERENCE COPY PREPARED BY PAYCHEX.

Print your name here

Print your title here

Date

Best daytime phone

Paid Preparer Use Only

Check if you are self-employed . . . . ☐

Preparer's name PTIN

Preparer's signature Date / /

Firm's name (or yours if self-employed) EIN

Address Phone ( )

City State ZIP code

0080-0880B891 TAXPAY® 16092

960311

Schedule B (Form 941):

Report of Tax Liability for Semiweekly Schedule Depositors

(Rev. January 2014) Department of the Treasury - Internal Revenue Service

OMB No. 1545-0029

(EIN) Employer identification number 20-5778213

Name (not your trade name) NAVITAS UTILITY CORPORATION

Calendar Year 2016 (Also check quarter)

Report for this Quarter ... (Check one.)

- [X] 1: January, February, March
- [ ] 2: April, May, June
- [ ] 3: July, August, September
- [ ] 4: October, November, December

Use this schedule to show your TAX LIABILITY for the quarter; DO NOT use it to show your deposits. When you file this form with Form 941 or Form 941-SS, DO NOT change your tax liability by adjustments reported on any Forms 941-X or 944-X. You must fill out this form and attach it to Form 941 or Form 941-SS if you are a semiweekly schedule depositor or became one because your accumulated tax liability on any day was $100,000 or more. Write your daily tax liability on the numbered space that corresponds to the date wages were paid. See Section 11 in *Pub. 15 (Circular E), Employer's Tax Guide*, for details.

Month 1

1		9		17		25	
2		10		18		26	
3		11		19		27	8147.00
4		12		20		28	
5		13	7810.64	21		29	
6		14		22		30	
7		15	8461.07	23		31	
8		16		24			

Tax liability for Month 1: 24418.71

Month 2

1	8461.11	9		17		25	
2		10	8205.47	18		26	
3		11		19		27	
4		12	8461.12	20		28	
5		13		21		29	
6		14		22		30	
7		15		23		31	
8		16		24	8408.00		

Tax liability for Month 2: 33535.70

Month 3

1	8461.13	9	8546.39	17		25	
2		10		18		26	
3		11		19		27	
4		12		20		28	
5		13		21		29	
6		14		22		30	
7		15	8461.07	23	8290.00	31	
8		16		24			

Tax liability for Month 3: 33758.59

Fill in your total liability for the quarter (Month 1 + Month 2 + Month 3) ▶

Total must equal line 10 on Form 941 or Form 941-SS.

Total liability for the quarter: 91713.00

0080-0880B891 TAXPAY® 16183

950114

Form 941 for 2016: Employer's QUARTERLY Federal Tax Return

(Rev. January 2016) Department of the Treasury - Internal Revenue Service

OMB No. 1545-0029

(EIN) Employer identification number: 20-5778213

Name (not your trade name): NAVITAS UTILITY CORPORATION

Trade name (if any):

Address: 3186-D AIRWAY AVE (Number Street) (Suite or room number)

COSTA MESA (City) CA (State) 92626 (ZIP code)

(Foreign country name) (Foreign province/county) (Foreign postal code)

Report for this Quarter of 2016 (Check one.)

- [ ] 1: January, February, March
- [X] 2: April, May, June
- [ ] 3: July, August, September
- [ ] 4: October, November, December

Instructions and prior year forms are *available at www.irs.gov/form941.*

Read the separate instructions before you complete Form 941. Type or print within the boxes.

Part 1: Answer these questions for this quarter.

1 Number of employees who received wages, tips, or other compensation for the pay period including: *Mar. 12* (Quarter 1), *June 12* (Quarter 2), *Sept. 12* (Quarter 3), *or Dec. 12* (Quarter 4)	1	35
2 Wages, tips, and other compensation	2	407407.52
3 Federal income tax withheld from wages, tips, and other compensation	3	45307.94
4 If no wages, tips, and other compensation are subject to social security or Medicare tax		☐ Check and go to line 6.

	Column 1		Column 2
5a Taxable social security wages	423714.07	x .124 =	52540.54
5b Taxable social security tips		x .124 =	
5c Taxable Medicare wages & tips	423714.07	x .029 =	12287.71
5d Taxable wages & tips subject to Additional Medicare Tax withholding		x .009 =	

5e Add Column 2 from lines 5a, 5b, 5c, and 5d	5e	64828.25
5f Section 3121(q) Notice and Demand - Tax due on unreported tips (see instructions)	5f	
6 Total taxes before adjustments. Add lines 3, 5e, and 5f.	6	110136.19
7 Current quarter's adjustment for fractions of cents	7	-.09
8 Current quarter's adjustment for sick pay	8	
9 Current quarter's adjustments for tips and group-term life insurance	9	
10 Total taxes after adjustments. Combine lines 6 through 9	10	110136.10
11 Total deposits for this quarter, including overpayment applied from a prior quarter and overpayments applied from Form 941-X, 941-X (PR), 944-X, or 944-X (SP) filed in the current quarter	11	110136.10
12 Balance due. If line 10 is more than line 11, enter the difference and see instructions	12	
13 Overpayment. If line 11 is more than line 10, enter difference	Check one:	☐ Apply to next return. ☐ Send a refund.

▶ You MUST complete both pages of Form 941 and SIGN it.

For Privacy Act and Paperwork Reduction Act Notice, see the back of the Payment Voucher.

Next →

Name (not your trade name): NAVITAS UTILITY CORPORATION

Employer identification number (EIN): 20-5778213

Part 2: Tell us about your deposit schedule and tax liability for this quarter.

If you are unsure about whether you are a monthly schedule depositor or a semiweekly schedule depositor, see section 11 of Pub. 15.

14 Check one:

☐ **Line 10 on this return is less than $2,500 or line 10 on the return for the prior quarter was less than $2,500, and you did not incur a $100,000 next-day deposit obligation during the current quarter.** If line 10 for the prior quarter was less than $2,500 but line 10 on this return is $100,000 or more, you must provide a record of your federal tax liability. If you are a monthly schedule depositor, complete the deposit schedule below; if you are a semiweekly schedule depositor, attach Schedule B (Form 941). Go to Part 3.

☐ **You were a monthly schedule depositor for the entire quarter.** Enter your tax liability for each month and total liability for the quarter, then go to Part 3.

Tax liability:	**Month 1**	.
	Month 2	.
	Month 3	.
Total liability for quarter		. **Total must equal line 10.**

☒ **You were a semiweekly schedule depositor for any part of this quarter.** Complete Schedule B (Form 941), Report of Tax Liability for Semiweekly Schedule Depositors, and attach it to Form 941.

Part 3: Tell us about your business. If a question does NOT apply to your business, leave it blank.

15 If your business has closed or you stopped paying wages . . . . . ☐ Check here, and

enter the final date you paid wages .

16 If you are a seasonal employer and you do not have to file a return for every quarter of the year . . ☐ Check here.

Part 4: May we speak with your third-party designee?

Do you want to allow an employee, a paid tax preparer, or another person to discuss this return with the IRS? See the instructions for details.

☐ Yes. Designee's name and phone number ( ) -

Select a 5-digit Personal Identification Number (PIN) to use when talking to IRS. ☐☐☐☐☐

☒ No.

Part 5: Sign here. You MUST complete both pages of Form 941 and SIGN it.

Under penalties of perjury, I declare that I have examined this return, including accompanying schedules and statements, and to the best of my knowledge and belief, it is true, correct, and complete. Declaration of preparer (other than taxpayer) is based on all information of which preparer has any knowledge.

X **Sign your name here** REFERENCE COPY PREPARED BY PAYCHEX.

Print your name here

Print your title here

Date

Best daytime phone

Paid Preparer Use Only

Check if you are self-employed . . . . ☐

Preparer's name PTIN

Preparer's signature Date / /

Firm's name (or yours if self-employed) EIN

Address Phone ( )

City State ZIP code

0080-0880B891 TAXPAY® 16183

960311

Schedule B (Form 941):

Report of Tax Liability for Semiweekly Schedule Depositors

(Rev. January 2014) Department of the Treasury - Internal Revenue Service

OMB No. 1545-0029

(EIN) Employer identification number: 20-5778213

Name (not your trade name): NAVITAS UTILITY CORPORATION

Calendar Year: 2016 (Also check quarter)

Report for this Quarter ... (Check one.)

- [ ] 1: January, February, March
- [X] 2: April, May, June
- [ ] 3: July, August, September
- [ ] 4: October, November, December

Use this schedule to show your TAX LIABILITY for the quarter; DO NOT use it to show your deposits. When you file this form with Form 941 or Form 941-SS, DO NOT change your tax liability by adjustments reported on any Forms 941-X or 944-X. You must fill out this form and attach it to Form 941 or Form 941-SS if you are a semiweekly schedule depositor or became one because your accumulated tax liability on any day was $100,000 or more. Write your daily tax liability on the numbered space that corresponds to the date wages were paid. See Section 11 in *Pub. 15 (Circular E), Employer's Tax Guide*, for details.

Month 1

1	8723.22	9		17		25	
2		10		18		26	
3		11		19		27	
4		12		20	9070.66	28	
5		13		21		29	
6	8587.49	14		22		30	
7		15	8461.12	23		31	
8		16		24			

Tax liability for Month 1: 34842.49

Month 2

1		9		17		25	
2	8461.11	10		18	8001.03	26	
3		11		19		27	
4	8186.72	12		20		28	
5		13		21		29	
6		14		22		30	
7		15		23		31	
8		16	8461.10	24			

Tax liability for Month 2: 33109.96

Month 3

1	16754.29	9		17		25	
2		10		18		26	
3		11		19		27	
4		12		20		28	
5		13		21		29	8608.08
6		14		22		30	
7		15	16821.28	23		31	
8		16		24			

Tax liability for Month 3: 42183.65

Fill in your total liability for the quarter (Month 1 + Month 2 + Month 3) ▶

Total must equal line 10 on Form 941 or Form 941-SS.

Total liability for the quarter: 110136.10

0080-0880B891 TAXPAY® 16275

950114

Form 941 for 2016: Employer's QUARTERLY Federal Tax Return

(Rev. January 2016) Department of the Treasury - Internal Revenue Service

OMB No. 1545-0029

(EIN) Employer identification number: 20-5778213

Name (not your trade name): NAVITAS UTILITY CORPORATION

Trade name (if any):

Address: 3186-D AIRWAY AVE (Number Street) (Suite or room number)

COSTA MESA (City) CA (State) 92626 (ZIP code)

Foreign country name / Foreign province/county / Foreign postal code

Report for this Quarter of 2016 (Check one.)

- [ ] 1: January, February, March
- [ ] 2: April, May, June
- [X] 3: July, August, September
- [ ] 4: October, November, December

Instructions and prior year forms are *available at www.irs.gov/form941.*

Read the separate instructions before you complete Form 941. Type or print within the boxes.

Part 1: Answer these questions for this quarter.

1 Number of employees who received wages, tips, or other compensation for the pay period including: *Mar. 12* (Quarter 1), *June 12* (Quarter 2), *Sept. 12* (Quarter 3), *or Dec. 12* (Quarter 4)	1		35
2 Wages, tips, and other compensation	2		417122.59
3 Federal income tax withheld from wages, tips, and other compensation	3		46563.58
4 If no wages, tips, and other compensation are subject to social security or Medicare tax			☐ Check and go to line 6.

	Column 1		Column 2
5a Taxable social security wages	401741.92	x .124 =	49816.00
5b Taxable social security tips		x .124 =	
5c Taxable Medicare wages & tips	433323.30	x .029 =	12566.38
5d Taxable wages & tips subject to Additional Medicare Tax withholding		x .009 =	

5e Add Column 2 from lines 5a, 5b, 5c, and 5d	5e	62382.38
5f Section 3121(q) Notice and Demand - Tax due on unreported tips (see instructions)	5f	
6 Total taxes before adjustments. Add lines 3, 5e, and 5f.	6	108945.96
7 Current quarter's adjustment for fractions of cents	7	-.03
8 Current quarter's adjustment for sick pay	8	
9 Current quarter's adjustments for tips and group-term life insurance	9	
10 Total taxes after adjustments. Combine lines 6 through 9	10	108945.93
11 Total deposits for this quarter, including overpayment applied from a prior quarter and overpayments applied from Form 941-X, 941-X (PR), 944-X, or 944-X (SP) filed in the current quarter	11	108945.93
12 Balance due. If line 10 is more than line 11, enter the difference and see instructions	12	
13 Overpayment. If line 11 is more than line 10, enter difference		Check one: ☐ Apply to next return. ☐ Send a refund.

▶ You MUST complete both pages of Form 941 and SIGN it.

For Privacy Act and Paperwork Reduction Act Notice, see the back of the Payment Voucher.

Next →

Name (not your trade name)
NAVITAS UTILITY CORPORATION

Employer identification number (EIN)
20-5778213

Part 2: Tell us about your deposit schedule and tax liability for this quarter.

If you are unsure about whether you are a monthly schedule depositor or a semiweekly schedule depositor, see section 11 of Pub. 15.

14 Check one:

☐ **Line 10 on this return is less than $2,500 or line 10 on the return for the prior quarter was less than $2,500, and you did not incur a $100,000 next-day deposit obligation during the current quarter.** If line 10 for the prior quarter was less than $2,500 but line 10 on this return is $100,000 or more, you must provide a record of your federal tax liability. If you are a monthly schedule depositor, complete the deposit schedule below; if you are a semiweekly schedule depositor, attach Schedule B (Form 941). Go to Part 3.

☐ **You were a monthly schedule depositor for the entire quarter.** Enter your tax liability for each month and total liability for the quarter, then go to Part 3.

Tax liability:	**Month 1**	.
	Month 2	.
	Month 3	.
Total liability for quarter		. **Total must equal line 10.**

☒ **You were a semiweekly schedule depositor for any part of this quarter.** Complete Schedule B (Form 941), Report of Tax Liability for Semiweekly Schedule Depositors, and attach it to Form 941.

Part 3: Tell us about your business. If a question does NOT apply to your business, leave it blank.

15 If your business has closed or you stopped paying wages . . . . . ☐ Check here, and

enter the final date you paid wages .

16 If you are a seasonal employer and you do not have to file a return for every quarter of the year . . ☐ Check here.

Part 4: May we speak with your third-party designee?

Do you want to allow an employee, a paid tax preparer, or another person to discuss this return with the IRS? See the instructions for details.

☐ Yes. Designee's name and phone number ( ) -

Select a 5-digit Personal Identification Number (PIN) to use when talking to IRS. ☐☐☐☐☐

☒ No.

Part 5: Sign here. You MUST complete both pages of Form 941 and SIGN it.

Under penalties of perjury, I declare that I have examined this return, including accompanying schedules and statements, and to the best of my knowledge and belief, it is true, correct, and complete. Declaration of preparer (other than taxpayer) is based on all information of which preparer has any knowledge.

X **Sign your name here** REFERENCE COPY PREPARED BY PAYCHEX.

Print your name here

Print your title here

Date

Best daytime phone

Paid Preparer Use Only

Check if you are self-employed . . . . ☐

Preparer's name PTIN

Preparer's signature Date / /

Firm's name (or yours if self-employed) EIN

Address Phone ( )

City State ZIP code

0080-0880B891 TAXPAY® 16275

960311

Schedule B (Form 941):

Report of Tax Liability for Semiweekly Schedule Depositors

(Rev. January 2014) Department of the Treasury - Internal Revenue Service

OMB No. 1545-0029

(EIN) Employer identification number: 20-5778213

Name (not your trade name): NAVITAS UTILITY CORPORATION

Calendar Year: 2016 (Also check quarter)

Report for this Quarter ... (Check one.)

- [ ] 1: January, February, March
- [ ] 2: April, May, June
- [X] 3: July, August, September
- [ ] 4: October, November, December

Use this schedule to show your TAX LIABILITY for the quarter; DO NOT use it to show your deposits. When you file this form with Form 941 or Form 941-SS, DO NOT change your tax liability by adjustments reported on any Forms 941-X or 944-X. You must fill out this form and attach it to Form 941 or Form 941-SS if you are a semiweekly schedule depositor or became one because your accumulated tax liability on any day was $100,000 or more. Write your daily tax liability on the numbered space that corresponds to the date wages were paid. See Section 11 in *Pub. 15 (Circular E), Employer's Tax Guide*, for details.

Month 1

1	9179.88	9		17		25	
2		10		18		26	
3		11		19		27	8262.88
4		12		20		28	
5		13	10230.52	21		29	
6		14		22		30	
7		15	8567.41	23		31	
8		16		24			

Tax liability for Month 1: 36240.69

Month 2

1	8840.15	9		17		25	
2		10	8249.71	18		26	
3		11		19		27	
4		12		20		28	
5		13		21		29	
6		14		22		30	
7		15	7756.66	23		31	
8		16		24	8407.75		

Tax liability for Month 2: 33254.27

Month 3

1	7531.18	9		17		25	
2		10		18		26	
3		11		19		27	
4		12		20		28	
5		13		21	8290.66	29	
6		14		22		30	7531.18
7	8566.80	15	7531.15	23		31	
8		16		24			

Tax liability for Month 3: 39450.97

Fill in your total liability for the quarter (Month 1 + Month 2 + Month 3) ▶

Total must equal line 10 on Form 941 or Form 941-SS.

Total liability for the quarter: 108945.93

0080-0880B891 TAXPAY® 16366

950114

Form 941 for 2016: Employer's QUARTERLY Federal Tax Return

(Rev. January 2016) Department of the Treasury - Internal Revenue Service

OMB No. 1545-0029

(EIN) Employer identification number: 20-5778213

Name (not your trade name): NAVITAS UTILITY CORPORATION

Trade name (if any):

Address: 3186-D AIRWAY AVE (Number Street) (Suite or room number)

COSTA MESA (City) CA (State) 92626 (ZIP code)

Foreign country name / Foreign province/county / Foreign postal code

Report for this Quarter of 2016 (Check one.)

- ☐ 1: January, February, March
- ☐ 2: April, May, June
- ☐ 3: July, August, September
- ☒ 4: October, November, December

Instructions and prior year forms are *available at www.irs.gov/form941.*

Read the separate instructions before you complete Form 941. Type or print within the boxes.

Part 1: Answer these questions for this quarter.

1 Number of employees who received wages, tips, or other compensation for the pay period including: *Mar. 12* (Quarter 1), *June 12* (Quarter 2), *Sept. 12* (Quarter 3), *or Dec. 12* (Quarter 4)	1	35
2 Wages, tips, and other compensation	2	424149.87
3 Federal income tax withheld from wages, tips, and other compensation	3	47070.37
4 If no wages, tips, and other compensation are subject to social security or Medicare tax		☐ Check and go to line 6.

	Column 1		Column 2
5a Taxable social security wages	352529.50	x .124 =	43713.66
5b Taxable social security tips		x .124 =	
5c Taxable Medicare wages & tips	440743.24	x .029 =	12781.55
5d Taxable wages & tips subject to Additional Medicare Tax withholding	3068.32	x .009 =	27.61

5e Add Column 2 from lines 5a, 5b, 5c, and 5d	5e	56522.82
5f Section 3121(q) Notice and Demand - Tax due on unreported tips (see instructions)	5f	
6 Total taxes before adjustments. Add lines 3, 5e, and 5f.	6	103593.19
7 Current quarter's adjustment for fractions of cents	7	-.05
8 Current quarter's adjustment for sick pay	8	
9 Current quarter's adjustments for tips and group-term life insurance	9	
10 Total taxes after adjustments. Combine lines 6 through 9	10	103593.14
11 Total deposits for this quarter, including overpayment applied from a prior quarter and overpayments applied from Form 941-X, 941-X (PR), 944-X, or 944-X (SP) filed in the current quarter	11	103593.14
12 Balance due. If line 10 is more than line 11, enter the difference and see instructions	12	
13 Overpayment. If line 11 is more than line 10, enter difference	Check one:	☐ Apply to next return. ☐ Send a refund.

▶ You MUST complete both pages of Form 941 and SIGN it.

For Privacy Act and Paperwork Reduction Act Notice, see the back of the Payment Voucher.

Next →

950214

Name (not your trade name)
NAVITAS UTILITY CORPORATION

Employer identification number (EIN)
20-5778213

Part 2: Tell us about your deposit schedule and tax liability for this quarter.

If you are unsure about whether you are a monthly schedule depositor or a semiweekly schedule depositor, see section 11 of Pub. 15.

14 Check one:

☐ **Line 10 on this return is less than $2,500 or line 10 on the return for the prior quarter was less than $2,500, and you did not incur a $100,000 next-day deposit obligation during the current quarter.** If line 10 for the prior quarter was less than $2,500 but line 10 on this return is $100,000 or more, you must provide a record of your federal tax liability. If you are a monthly schedule depositor, complete the deposit schedule below; if you are a semiweekly schedule depositor, attach Schedule B (Form 941). Go to Part 3.

☐ **You were a monthly schedule depositor for the entire quarter.** Enter your tax liability for each month and total liability for the quarter, then go to Part 3.

Tax liability:	**Month 1**	.
	Month 2	.
	Month 3	.
Total liability for quarter		. **Total must equal line 10.**

☒ **You were a semiweekly schedule depositor for any part of this quarter.** Complete Schedule B (Form 941), Report of Tax Liability for Semiweekly Schedule Depositors, and attach it to Form 941.

Part 3: Tell us about your business. If a question does NOT apply to your business, leave it blank.

15 If your business has closed or you stopped paying wages . . . . . ☐ Check here, and

enter the final date you paid wages .

16 If you are a seasonal employer and you do not have to file a return for every quarter of the year . . ☐ Check here.

Part 4: May we speak with your third-party designee?

Do you want to allow an employee, a paid tax preparer, or another person to discuss this return with the IRS? See the instructions for details.

☐ Yes. Designee's name and phone number ( ) -

Select a 5-digit Personal Identification Number (PIN) to use when talking to IRS. ☐☐☐☐☐

☒ No.

Part 5: Sign here. You MUST complete both pages of Form 941 and SIGN it.

Under penalties of perjury, I declare that I have examined this return, including accompanying schedules and statements, and to the best of my knowledge and belief, it is true, correct, and complete. Declaration of preparer (other than taxpayer) is based on all information of which preparer has any knowledge.

X **Sign your name here** REFERENCE COPY PREPARED BY PAYCHEX.

Print your name here

Print your title here

Date

Best daytime phone

Paid Preparer Use Only

Check if you are self-employed . . . . ☐

Preparer's name PTIN

Preparer's signature Date / /

Firm's name (or yours if self-employed) EIN

Address Phone ( )

City State ZIP code

0080-0880B891 TAXPAY® 16366

960311

Schedule B (Form 941):

Report of Tax Liability for Semiweekly Schedule Depositors

(Rev. January 2014) Department of the Treasury - Internal Revenue Service

OMB No. 1545-0029

(EIN) Employer identification number: 20-5778213

Name (not your trade name): NAVITAS UTILITY CORPORATION

Calendar Year: 2016 (Also check quarter)

Report for this Quarter ... (Check one.)

- [ ] 1: January, February, March
- [ ] 2: April, May, June
- [ ] 3: July, August, September
- [x] 4: October, November, December

Use this schedule to show your TAX LIABILITY for the quarter; DO NOT use it to show your deposits. When you file this form with Form 941 or Form 941-SS, DO NOT change your tax liability by adjustments reported on any Forms 941-X or 944-X. You must fill out this form and attach it to Form 941 or Form 941-SS if you are a semiweekly schedule depositor or became one because your accumulated tax liability on any day was $100,000 or more. Write your daily tax liability on the numbered space that corresponds to the date wages were paid. See Section 11 in *Pub. 15 (Circular E), Employer's Tax Guide*, for details.

Month 1

1		9		17		25	
2		10		18		26	
3		11		19	8447.36	27	
4		12		20		28	
5	8397.52	13		21		29	
6		14	7353.80	22		30	
7		15		23		31	
8		16		24			

Tax liability for Month 1: 24198.68

Month 2

1	6750.66	9		17		25	
2	8920.90	10		18		26	
3		11		19		27	
4		12		20		28	
5		13		21		29	
6		14		22		30	8643.51
7		15	6750.64	23		31	
8		16	8308.26	24			

Tax liability for Month 2: 39373.97

Month 3

1	6750.66	9		17		25	
2		10		18		26	
3		11		19		27	
4		12		20		28	10959.20
5		13		21		29	
6		14	8628.13	22		30	7327.76
7		15	6354.74	23		31	
8		16		24			

Tax liability for Month 3: 40020.49

Fill in your total liability for the quarter (Month 1 + Month 2 + Month 3) ▶

Total must equal line 10 on Form 941 or Form 941-SS.

Total liability for the quarter: 103593.14

0080-0880B891 TAXPAY® 17091

ITEM 47(d)

950117

Form **941 for 2017: Employer's QUARTERLY Federal Tax Return**
(Rev. January 2017) Department of the Treasury - Internal Revenue Service

OMB No. 1545-0029

Employer identification number (EIN) 20-5778213

Name (not your trade name) NAVITAS UTILITY CORPORATION

Trade name (if any)

Address 3186-D AIRWAY AVE
Number Street Suite or room number

COSTA MESA CA 92626
City State ZIP code

Foreign country name Foreign province/county Foreign postal code

Report for this Quarter of 2017 (Check one.)

- [X] 1: January, February, March
- [ ] 2: April, May, June
- [ ] 3: July, August, September
- [ ] 4: October, November, December

Instructions and prior year forms are available at www.irs.gov/form941.

Read the separate instructions before you complete Form 941. Type or print within the boxes.

Part 1: Answer these questions for this quarter.

1 Number of employees who received wages, tips, or other compensation for the pay period including: *Mar. 12* (Quarter 1), *June 12* (Quarter 2), *Sept. 12* (Quarter 3), *or Dec. 12* (Quarter 4)	1			35
2 Wages, tips, and other compensation	2			378579.25
3 Federal income tax withheld from wages, tips, and other compensation	3			43064.96
4 If no wages, tips, and other compensation are subject to social security or Medicare tax				[ ] Check and go to line 6.
	Column 1		Column 2	
5a Taxable social security wages	393354.35	x .124 =	48775.94	
5b Taxable social security tips		x .124 =		
5c Taxable Medicare wages & tips	393354.35	x .029 =	11407.28	
5d Taxable wages & tips subject to Additional Medicare Tax withholding		x .009 =		
5e Add Column 2 from lines 5a, 5b, 5c, and 5d	5e			60183.22
5f Section 3121(q) Notice and Demand - Tax due on unreported tips (see instructions)	5f			
6 Total taxes before adjustments. Add lines 3, 5e, and 5f.	6			103248.18
7 Current quarter's adjustment for fractions of cents	7			.08
8 Current quarter's adjustment for sick pay	8			
9 Current quarter's adjustments for tips and group-term life insurance	9			
10 Total taxes after adjustments. Combine lines 6 through 9	10			103248.26
11 Qualified small business payroll tax credit for increasing research activities. Attach Form 8974	11			
12 Total taxes after adjustments and credits. Subtract line 11 from line 10	12			103248.26
13 Total deposits for this quarter, including overpayment applied from a prior quarter and overpayments applied from Form 941-X, 941-X (PR), 944-X, or 944-X (SP) filed in the current quarter	13			103248.26
14 Balance due. If line 12 is more than line 13, enter the difference and see instructions	14			
15 Overpayment. If line 13 is more than line 12, enter difference		Check one:	[ ] Apply to next return.	[ ] Send a refund.

► You MUST complete both pages of Form 941 and SIGN it.

For Privacy Act and Paperwork Reduction Act Notice, see the back of the Payment Voucher.

Next →

Name (not your trade name): NAVITAS UTILITY CORPORATION

Employer identification number (EIN): 20-5778213

Part 2: Tell us about your deposit schedule and tax liability for this quarter.

If you are unsure about whether you are a monthly schedule depositor or a semiweekly schedule depositor, see section 11 of Pub. 15.

16 Check one:

☐ **Line 12 on this return is less than $2,500 or line 12 (line 10 if the prior quarter was the fourth quarter of 2016) on the return for the prior quarter was less than $2,500, and you didn't incur a $100,000 next-day deposit obligation during the current quarter.** If line 12 (line 10 if the prior quarter was the fourth quarter of 2016) for the prior quarter was less than $2,500 but line 12 on this return is $100,000 or more, you must provide a record of your federal tax liability. If you are a monthly schedule depositor, complete the deposit schedule below; if you are a semiweekly schedule depositor, attach Schedule B (Form 941). Go to Part 3.

☐ **You were a monthly schedule depositor for the entire quarter.** Enter your tax liability for each month and total liability for the quarter, then go to Part 3.

Tax liability:	**Month 1**	.
	Month 2	.
	Month 3	.
	Total liability for quarter	. **Total must equal line 12.**

☒ **You were a semiweekly schedule depositor for any part of this quarter.** Complete Schedule B (Form 941), Report of Tax Liability for Semiweekly Schedule Depositors, and attach it to Form 941.

Part 3: Tell us about your business. If a question does NOT apply to your business, leave it blank.

17 **If your business has closed or you stopped paying wages** . . . . . ☐ Check here, and enter the final date you paid wages .

18 **If you are a seasonal employer and you do not have to file a return for every quarter of the year** . . ☐ Check here.

Part 4: May we speak with your third-party designee?

Do you want to allow an employee, a paid tax preparer, or another person to discuss this return with the IRS? See the instructions for details.

☐ Yes. Designee's name and phone number ( ) -

Select a 5-digit Personal Identification Number (PIN) to use when talking to IRS. ☐☐☐☐☐

☒ No.

Part 5: Sign here. You MUST complete both pages of Form 941 and SIGN it.

Under penalties of perjury, I declare that I have examined this return, including accompanying schedules and statements, and to the best of my knowledge and belief, it is true, correct, and complete. Declaration of preparer (other than taxpayer) is based on all information of which preparer has any knowledge.

X **Sign your name here** REFERENCE COPY PREPARED BY PAYCHEX.

Print your name here

Print your title here

Date

Best daytime phone

Paid Preparer Use Only

Check if you are self-employed . . . . ☐

Preparer's name — PTIN

Preparer's signature — Date / /

Firm's name (or yours if self-employed) — EIN

Address — Phone ( )

City — State — ZIP code

0080-0880B891 TAXPAY® 17091

960311

Schedule B (Form 941):

Report of Tax Liability for Semiweekly Schedule Depositors

(Rev. January 2017) Department of the Treasury Internal Revenue Service

OMB No. 1545-0029

Employer identification number (EIN): 20-5778213

Name (not your trade name): NAVITAS UTILITY CORPORATION

Calendar Year: 2017 (Also check quarter)

Report for this Quarter ... (Check one.)

- [X] 1: January, February, March
- [ ] 2: April, May, June
- [ ] 3: July, August, September
- [ ] 4: October, November, December

Use this schedule to show your TAX LIABILITY for the quarter; don't use it to show your deposits. When you file this form with Form 941 or Form 941-SS, don't change your tax liability by adjustments reported on any Forms 941-X or 944-X. You must fill out this form and attach it to Form 941 or Form 941-SS if you are a semiweekly schedule depositor or became one because your accumulated tax liability on any day was $100,000 or more. Write your daily tax liability on the numbered space that corresponds to the date wages were paid. See Section 11 in Pub. for details.

Month 1

1	9	17 8202.46	25 8827.29
2	10	18	26
3	11 8837.38	19	27
4	12	20	28
5	13	21	29
6	14	22	30
7	15	23	31
8	16	24	

Tax liability for Month 1: 25867.13

Month 2

1 8202.46	9	17	25
2	10	18	26
3	11	19	27
4	12	20	28
5	13	21	29
6	14	22 9147.54	30
7	15 8202.46	23	31
8 8786.54	16	24	

Tax liability for Month 2: 34339.00

Month 3

1 8202.43	9	17	25
2	10	18	26
3	11	19	27
4	12	20	28
5	13	21	29
6	14	22 9005.22	30
7	15 8202.46	23	31 8464.15
8 9167.87	16	24	

Tax liability for Month 3: 43042.13

Fill in your total liability for the quarter (Month 1 + Month 2 + Month 3) ▶ Total liability for the quarter: 103248.26

Total must equal line 12 on Form 941 or Form 941-SS.

950117

Form 941 for 2017: Employer's QUARTERLY Federal Tax Return

(Rev. January 2017) Department of the Treasury - Internal Revenue Service

OMB No. 1545-0029

Employer identification number (EIN): 20-5778213

Name (not your trade name): NAVITAS UTILITY CORPORATION

Trade name (if any):

Address: 3186-D AIRWAY AVE (Number Street) (Suite or room number)

COSTA MESA (City) CA (State) 92626 (ZIP code)

(Foreign country name) (Foreign province/county) (Foreign postal code)

Report for this Quarter of 2017 (Check one.)

- [ ] 1: January, February, March
- [X] 2: April, May, June
- [ ] 3: July, August, September
- [ ] 4: October, November, December

Instructions and prior year forms are *available at www.irs.gov/form941.*

Read the separate instructions before you complete Form 941. Type or print within the boxes.

Part 1: Answer these questions for this quarter.

1 Number of employees who received wages, tips, or other compensation for the pay period including: *Mar. 12* (Quarter 1), *June 12* (Quarter 2), *Sept. 12* (Quarter 3), *or Dec. 12* (Quarter 4)	1		36
2 Wages, tips, and other compensation	2		421925.29
3 Federal income tax withheld from wages, tips, and other compensation	3		47576.74
4 If no wages, tips, and other compensation are subject to social security or Medicare tax			☐ Check and go to line 6.

	Column 1		Column 2
5a Taxable social security wages	438341.31	x .124 =	54354.32
5b Taxable social security tips		x .124 =	
5c Taxable Medicare wages & tips	438341.31	x .029 =	12711.90
5d Taxable wages & tips subject to Additional Medicare Tax withholding		x .009 =	

5e Add Column 2 from lines 5a, 5b, 5c, and 5d	5e	67066.22
5f Section 3121(q) Notice and Demand - Tax due on unreported tips (see instructions)	5f	
6 Total taxes before adjustments. Add lines 3, 5e, and 5f.	6	114642.96
7 Current quarter's adjustment for fractions of cents	7	.04
8 Current quarter's adjustment for sick pay	8	
9 Current quarter's adjustments for tips and group-term life insurance	9	
10 Total taxes after adjustments. Combine lines 6 through 9	10	114643.00
11 Qualified small business payroll tax credit for increasing research activities. Attach Form 8974	11	
12 Total taxes after adjustments and credits. Subtract line 11 from line 10	12	114643.00
13 Total deposits for this quarter, including overpayment applied from a prior quarter and overpayments applied from Form 941-X, 941-X (PR), 944-X, or 944-X (SP) filed in the current quarter	13	114643.00
14 Balance due. If line 12 is more than line 13, enter the difference and see instructions	14	
15 Overpayment. If line 13 is more than line 12, enter difference		Check one: ☐ Apply to next return. ☐ Send a refund.

► You MUST complete both pages of Form 941 and SIGN it.

Next →

For Privacy Act and Paperwork Reduction Act Notice, see the back of the Payment Voucher.

950217

Name (not your trade name)	Employer identification number (EIN)
NAVITAS UTILITY CORPORATION	20-5778213

Part 2: Tell us about your deposit schedule and tax liability for this quarter.

If you are unsure about whether you are a monthly schedule depositor or a semiweekly schedule depositor, see section 11 of Pub. 15.

16 Check one:

☐ **Line 12 on this return is less than $2,500 or line 12 (line 10 if the prior quarter was the fourth quarter of 2016) on the return for the prior quarter was less than $2,500, and you didn't incur a $100,000 next-day deposit obligation during the current quarter.** If line 12 (line 10 if the prior quarter was the fourth quarter of 2016) for the prior quarter was less than $2,500 but line 12 on this return is $100,000 or more, you must provide a record of your federal tax liability. If you are a monthly schedule depositor, complete the deposit schedule below; if you are a semiweekly schedule depositor, attach Schedule B (Form 941). Go to Part 3.

☐ **You were a monthly schedule depositor for the entire quarter.** Enter your tax liability for each month and total liability for the quarter, then go to Part 3.

Tax liability:	**Month 1**	.
	Month 2	.
	Month 3	.
Total liability for quarter		. **Total must equal line 12.**

☒ **You were a semiweekly schedule depositor for any part of this quarter.** Complete Schedule B (Form 941), Report of Tax Liability for Semiweekly Schedule Depositors, and attach it to Form 941.

Part 3: Tell us about your business. If a question does NOT apply to your business, leave it blank.

17 If your business has closed or you stopped paying wages . . . . . ☐ Check here, and enter the final date you paid wages _____.

18 If you are a seasonal employer and you do not have to file a return for every quarter of the year . . ☐ Check here.

Part 4: May we speak with your third-party designee?

Do you want to allow an employee, a paid tax preparer, or another person to discuss this return with the IRS? See the instructions for details.

☐ Yes. Designee's name and phone number _____ ( ) -

Select a 5-digit Personal Identification Number (PIN) to use when talking to IRS. ☐☐☐☐☐

☒ No.

Part 5: Sign here. You MUST complete both pages of Form 941 and SIGN it.

Under penalties of perjury, I declare that I have examined this return, including accompanying schedules and statements, and to the best of my knowledge and belief, it is true, correct, and complete. Declaration of preparer (other than taxpayer) is based on all information of which preparer has any knowledge.

X **Sign your name here** REFERENCE COPY PREPARED BY PAYCHEX.

Print your name here _____

Print your title here _____

Date _____

Best daytime phone _____

Paid Preparer Use Only

Check if you are self-employed . . . . ☐

Preparer's name		PTIN	
Preparer's signature		Date	/ /
Firm's name (or yours if self-employed)		EIN	
Address		Phone	( )
City	State	ZIP code	

960311

Schedule B (Form 941):

Report of Tax Liability for Semiweekly Schedule Depositors

(Rev. January 2017) Department of the Treasury - Internal Revenue Service

OMB No. 1545-0029

Employer identification number (EIN) 20-5778213

Name (not your trade name) NAVITAS UTILITY CORPORATION

Calendar Year 2017 (Also check quarter)

Report for this Quarter ... (Check one.)

- ☐ 1: January, February, March
- ☒ 2: April, May, June
- ☐ 3: July, August, September
- ☐ 4: October, November, December

Use this schedule to show your TAX LIABILITY for the quarter; don't use it to show your deposits. When you file this form with Form 941 or Form 941-SS, don't change your tax liability by adjustments reported on any Forms 941-X or 944-X. You must fill out this form and attach it to Form 941 or Form 941-SS if you are a semiweekly schedule depositor or became one because your accumulated tax liability on any day was $100,000 or more. Write your daily tax liability on the numbered space that corresponds to the date wages were paid. See Section 11 in Pub. for details.

Month 1

1	9	17	25
2	10	18	26
3	11	19: 9275.77	27
4	12	20	28
5: 9019.24	13	21	29
6	14: 8202.44	22	30
7	15	23	31
8	16	24	

Tax liability for Month 1: 26497.45

Month 2

1: 8464.15	9	17: 9289.93	25
2	10	18	26
3: 9277.61	11	19	27
4	12	20	28
5	13	21	29
6	14	22	30
7	15: 8202.48	23	31: 8860.29
8	16	24	

Tax liability for Month 2: 44094.46

Month 3

1: 8202.45	9	17	25
2	10	18	26
3	11	19	27
4	12	20	28: 9353.72
5	13	21	29
6	14: 9512.21	22	30: 8780.27
7	15: 8202.44	23	31
8	16	24	

Tax liability for Month 3: 44051.09

Fill in your total liability for the quarter (Month 1 + Month 2 + Month 3) ▶

Total must equal line 12 on Form 941 or Form 941-SS.

Total liability for the quarter: 114643.00

0080-0880B891 TAXPAY® 17273

950117

Form 941 for 2017: Employer's QUARTERLY Federal Tax Return

(Rev. January 2017) Department of the Treasury - Internal Revenue Service OMB No. 1545-0029

Employer identification number (EIN): 20-5778213

Name (not your trade name): NAVITAS UTILITY CORPORATION

Trade name (if any):

Address: 3186-D AIRWAY AVE
Number Street Suite or room number

COSTA MESA | CA | 92626
City State ZIP code

Foreign country name | Foreign province/county | Foreign postal code

Report for this Quarter of 2017 (Check one.)

- [ ] 1: January, February, March
- [ ] 2: April, May, June
- [X] 3: July, August, September
- [ ] 4: October, November, December

Instructions and prior year forms are *available at www.irs.gov/form941.*

Read the separate instructions before you complete Form 941. Type or print within the boxes.

Part 1: Answer these questions for this quarter.

1 Number of employees who received wages, tips, or other compensation for the pay period including: *Mar. 12* (Quarter 1), *June 12* (Quarter 2), *Sept. 12* (Quarter 3), *or Dec. 12* (Quarter 4)	1		36
2 Wages, tips, and other compensation	2		374744.56
3 Federal income tax withheld from wages, tips, and other compensation	3		41683.15
4 If no wages, tips, and other compensation are subject to social security or Medicare tax			☐ Check and go to line 6.

	Column 1		Column 2
5a Taxable social security wages	374608.43	x .124 =	46451.45
5b Taxable social security tips		x .124 =	
5c Taxable Medicare wages & tips	389357.78	x .029 =	11291.38
5d Taxable wages & tips subject to Additional Medicare Tax withholding		x .009 =	

5e Add Column 2 from lines 5a, 5b, 5c, and 5d	5e	57742.83
5f Section 3121(q) Notice and Demand - Tax due on unreported tips (see instructions)	5f	
6 Total taxes before adjustments. Add lines 3, 5e, and 5f.	6	99425.98
7 Current quarter's adjustment for fractions of cents	7	-.09
8 Current quarter's adjustment for sick pay	8	
9 Current quarter's adjustments for tips and group-term life insurance	9	
10 Total taxes after adjustments. Combine lines 6 through 9	10	99425.89
11 Qualified small business payroll tax credit for increasing research activities. Attach Form 8974	11	
12 Total taxes after adjustments and credits. Subtract line 11 from line 10	12	99425.89
13 Total deposits for this quarter, including overpayment applied from a prior quarter and overpayments applied from Form 941-X, 941-X (PR), 944-X, or 944-X (SP) filed in the current quarter	13	99425.89
14 Balance due. If line 12 is more than line 13, enter the difference and see instructions	14	
15 Overpayment. If line 13 is more than line 12, enter difference		Check one: ☐ Apply to next return. ☐ Send a refund.

► You MUST complete both pages of Form 941 and SIGN it.

Next →

For Privacy Act and Paperwork Reduction Act Notice, see the back of the Payment Voucher.

Name (not your trade name): NAVITAS UTILITY CORPORATION

Employer identification number (EIN): 20-5778213

Part 2: Tell us about your deposit schedule and tax liability for this quarter.

If you are unsure about whether you are a monthly schedule depositor or a semiweekly schedule depositor, see section 11 of Pub. 15.

16 Check one:

☐ **Line 12 on this return is less than $2,500 or line 12 (line 10 if the prior quarter was the fourth quarter of 2016) on the return for the prior quarter was less than $2,500, and you didn't incur a $100,000 next-day deposit obligation during the current quarter.** If line 12 (line 10 if the prior quarter was the fourth quarter of 2016) for the prior quarter was less than $2,500 but line 12 on this return is $100,000 or more, you must provide a record of your federal tax liability. If you are a monthly schedule depositor, complete the deposit schedule below; if you are a semiweekly schedule depositor, attach Schedule B (Form 941). Go to Part 3.

☐ **You were a monthly schedule depositor for the entire quarter.** Enter your tax liability for each month and total liability for the quarter, then go to Part 3.

Tax liability:	**Month 1**	.
	Month 2	.
	Month 3	.
Total liability for quarter		. **Total must equal line 12.**

☒ **You were a semiweekly schedule depositor for any part of this quarter.** Complete Schedule B (Form 941), Report of Tax Liability for Semiweekly Schedule Depositors, and attach it to Form 941.

Part 3: Tell us about your business. If a question does NOT apply to your business, leave it blank.

17 **If your business has closed or you stopped paying wages** . . . . . ☐ Check here, and enter the final date you paid wages .

18 **If you are a seasonal employer and you do not have to file a return for every quarter of the year** . . ☐ Check here.

Part 4: May we speak with your third-party designee?

Do you want to allow an employee, a paid tax preparer, or another person to discuss this return with the IRS? See the instructions for details.

☐ Yes. Designee's name and phone number ( ) -

Select a 5-digit Personal Identification Number (PIN) to use when talking to IRS. ☐☐☐☐☐

☒ No.

Part 5: Sign here. You MUST complete both pages of Form 941 and SIGN it.

Under penalties of perjury, I declare that I have examined this return, including accompanying schedules and statements, and to the best of my knowledge and belief, it is true, correct, and complete. Declaration of preparer (other than taxpayer) is based on all information of which preparer has any knowledge.

X **Sign your name here** REFERENCE COPY PREPARED BY PAYCHEX.

Print your name here

Print your title here

Date

Best daytime phone

Paid Preparer Use Only

Check if you are self-employed . . . . ☐

Preparer's name PTIN

Preparer's signature Date / /

Firm's name (or yours if self-employed) EIN

Address Phone ( )

City State ZIP code

960311

Schedule B (Form 941):

Report of Tax Liability for Semiweekly Schedule Depositors

(Rev. January 2017) Department of the Treasury Internal Revenue Service

OMB No. 1545-0029

Employer identification number (EIN): 20-5778213

Name (not your trade name): NAVITAS UTILITY CORPORATION

Calendar Year: 2017

Report for this Quarter ... (Check one.)

- [ ] 1: January, February, March
- [ ] 2: April, May, June
- [X] 3: July, August, September
- [ ] 4: October, November, December

Use this schedule to show your TAX LIABILITY for the quarter; don't use it to show your deposits. When you file this form with Form 941 or Form 941-SS, don't change your tax liability by adjustments reported on any Forms 941-X or 944-X. You must fill out this form and attach it to Form 941 or Form 941-SS if you are a semiweekly schedule depositor or became one because your accumulated tax liability on any day was $100,000 or more. Write your daily tax liability on the numbered space that corresponds to the date wages were paid. See Section 11 in Pub. for details.

Month 1

1		9		17		25	
2		10		18		26	9667.31
3		11		19		27	
4		12	11702.63	20		28	
5		13		21		29	
6		14	8228.47	22		30	
7		15		23		31	
8		16		24			

Tax liability for Month 1: 29598.41

Month 2

1	8228.50	9	9693.20	17		25	
2		10		18		26	
3		11		19		27	
4		12		20		28	
5		13		21		29	
6		14		22		30	
7		15	8228.48	23	9909.48	31	
8		16		24			

Tax liability for Month 2: 36059.66

Month 3

1	7432.69	9		17		25	
2		10		18		26	
3		11		19		27	
4		12		20	9558.18	28	
5		13		21		29	
6	9581.56	14		22		30	
7		15	7195.39	23		31	
8		16		24			

Tax liability for Month 3: 33767.82

Fill in your total liability for the quarter (Month 1 + Month 2 + Month 3) ▶

Total must equal line 12 on Form 941 or Form 941-SS.

Total liability for the quarter: 99425.89

0080-0880B891 TAXPAY® 17364

Form 941 for 2017: Employer's QUARTERLY Federal Tax Return

(Rev. January 2017) Department of the Treasury -- Internal Revenue Service

950117

OMB No. 1545-0029

Employer identification number (EIN): 20-5778213

Name (not your trade name): NAVITAS UTILITY CORPORATION

Trade name (if any):

Address: 3186-D AIRWAY AVE (Number Street) (Suite or room number)

COSTA MESA (City) CA (State) 92626 (ZIP code)

(Foreign country name) (Foreign province/county) (Foreign postal code)

Report for this Quarter of 2017 (Check one.)

- [ ] 1: January, February, March
- [ ] 2: April, May, June
- [ ] 3: July, August, September
- [X] 4: October, November, December

Instructions and prior year forms are available at *www.irs.gov/form941*.

Read the separate instructions before you complete Form 941. Type or print within the boxes.

Part 1: Answer these questions for this quarter.

1	Number of employees who received wages, tips, or other compensation for the pay period including: *Mar. 12* (Quarter 1), *June 12* (Quarter 2), *Sept. 12* (Quarter 3), or *Dec. 12* (Quarter 4)			35
2	Wages, tips, and other compensation			464,499.23
3	Federal income tax withheld from wages, tips, and other compensation			52,171.53
4	If no wages, tips, and other compensation are subject to social security or Medicare tax			☐ Check and go to line 6.
		Column 1		**Column 2**
5a	Taxable social security wages	391,466.37	× 0.124 =	48,541.83
5b	Taxable social security tips	.	× 0.124 =	.
5c	Taxable Medicare wages & tips	482,366.72	× 0.029 =	13,988.63
5d	Taxable wages & tips subject to Additional Medicare Tax withholding	4,882.49	× 0.009 =	43.94
5e	Add Column 2 from lines 5a, 5b, 5c, and 5d			62,574.40
5f	Section 3121(q) Notice and Demand —Tax due on unreported tips (see instructions)			.
6	Total taxes before adjustments. Add lines 3, 5e, and 5f			114,745.93
7	Current quarter's adjustment for fractions of cents			-.41
8	Current quarter's adjustment for sick pay			.
9	Current quarter's adjustments for tips and group-term life insurance			.
10	Total taxes after adjustments. Combine lines 6 through 9			114,745.52
11	Qualified small business payroll tax credit for increasing research activities. Attach Form 8974			.
12	Total taxes after adjustments and credits. Subtract line 11 from line 10			114,745.52
13	Total deposits for this quarter, including overpayment applied from a prior quarter and overpayments applied from Form 941-X, 941-X (PR), 944-X, or 944-X (SP) filed in the current quarter			114,745.52
14	Balance due. If line 12 is more than line 13, enter the difference and see instructions			.
15	Overpayment. If line 13 is more than line 12, enter the difference	.	Check one:	☐ Apply to next return. ☐ Send a refund.

► You MUST complete both pages of Form 941 and SIGN it.

Next ➡

For Privacy Act and Paperwork Reduction Act Notice, see the back of the Payment Voucher.

950217

Name *(not your trade name)*
NAVITAS UTILITY CORPORATION

Employer identification number (EIN)
20-5778213

Part 2: Tell us about your deposit schedule and tax liability for this quarter.

If you are unsure about whether you are a monthly schedule depositor or a semiweekly schedule depositor, see section 11 of Pub. 15.

16 Check one:

☐ **Line 12 on this return is less than $2,500 or line 12 (line 10 if the prior quarter was the fourth quarter of 2016) on the return for the prior quarter was less than $2,500, and you didn't incur a $100,000 next-day deposit obligation during the current quarter.** If line 12 (line 10 if the prior quarter was the fourth quarter of 2016) for the prior quarter was less than $2,500 but line 12 on this return is $100,000 or more, you must provide a record of your federal tax liability. If you are a monthly schedule depositor, complete the deposit schedule below; if you are a semiweekly schedule depositor, attach Schedule B (Form 941). Go to Part 3.

☐ **You were a monthly schedule depositor for the entire quarter.** Enter your tax liability for each month and total liability for the quarter, then go to Part 3.

Tax liability:	**Month 1**	.
	Month 2	.
	Month 3	.
Total liability for quarter		. **Total must equal line 12.**

☒ **You were a semiweekly schedule depositor for any part of this quarter.** Complete Schedule B (Form 941), Report of Tax Liability for Semiweekly Schedule Depositors, and attach it to Form 941.

Part 3: Tell us about your business. If a question does NOT apply to your business, leave it blank.

17 **If your business has closed or you stopped paying wages** . . . . . ☐ Check here, and enter the final date you paid wages ☐.

18 **If you are a seasonal employer and you don't have to file a return for every quarter of the year** . . . ☐ Check here.

Part 4: May we speak with your third-party designee?

Do you want to allow an employee, a paid tax preparer, or another person to discuss this return with the IRS? See the instructions for details.

☐ Yes. Designee's name and phone number ☐ ☐

Select a 5-digit Personal Identification Number (PIN) to use when talking to the IRS. ☐☐☐☐☐

☒ No.

Part 5: Sign here. You MUST complete both pages of Form 941 and SIGN it.

Under penalties of perjury, I declare that I have examined this return, including accompanying schedules and statements, and to the best of my knowledge and belief, it is true, correct, and complete. Declaration of preparer (other than taxpayer) is based on all information of which preparer has any knowledge.

X **Sign your name here** REFERENCE COPY PREPARED BY PAYCHEX

Print your name here ☐

Print your title here ☐

Date ☐ Best daytime phone ☐

Paid Preparer Use Only

Check if you are self-employed . . . ☐

Preparer's name	☐	PTIN	☐
Preparer's signature	☐	Date	☐
Firm's name (or yours if self-employed)	☐	EIN	☐
Address	☐	Phone	☐
City	☐ State ☐	ZIP code	☐

0080-0880B891 TAXPAY® 17364

960311

Schedule B (Form 941):

Report of Tax Liability for Semiweekly Schedule Depositors

(Rev. January 2017) Department of the Treasury -- Internal Revenue Service

OMB No. 1545-0029

Employer identification number (EIN): 20-5778213

Name *(not your trade name)*: NAVITAS UTILITY CORPORATION

Calendar year: 2017 (Also check quarter)

Report for this Quarter ... (Check one.)

- [ ] 1: January, February, March
- [ ] 2: April, May, June
- [ ] 3: July, August, September
- [X] 4: October, November, December

Use this schedule to show your TAX LIABILITY for the quarter; don't use it to show your deposits. When you file this form with Form 941 or Form 941-SS, don't change your tax liability by adjustments reported on any Forms 941-X or 944-X. You must fill out this form and attach it to Form 941 or Form 941-SS if you're a semiweekly schedule depositor or became one because your accumulated tax liability on any day was $100,000 or more. Write your daily tax liability on the numbered space that corresponds to the date wages were paid. See Section 11 in Pub. 15 for details.

Month 1

1	.	9	.	17	.	25	.
2	7,195.41	10	.	18	9,369.40	26	.
3	.	11	.	19	.	27	.
4	9,686.55	12	.	20	.	28	.
5	.	13	.	21	.	29	.
6	.	14	.	22	.	30	.
7	.	15	.	23	.	31	.
8	.	16	7,195.39	24	.		

Tax liability for Month 1 33,446.75

Month 2

1	16,141.31	9	.	17	.	25	.
2	.	10	.	18	.	26	.
3	.	11	.	19	.	27	.
4	.	12	.	20	.	28	.
5	.	13	.	21	.	29	9,422.85
6	.	14	.	22	.	30	.
7	.	15	15,700.59	23	.	31	.
8	.	16	.	24	.		

Tax liability for Month 2 41,264.75

Month 3

1	6,413.42	9	.	17	.	25	.
2	.	10	.	18	.	26	.
3	.	11	.	19	.	27	11,093.45
4	.	12	.	20	.	28	.
5	.	13	8,285.61	21	.	29	7,828.18
6	.	14	.	22	.	30	.
7	.	15	6,413.36	23	.	31	.
8	.	16	.	24	.		

Tax liability for Month 3 40,034.02

Fill in your total liability for the quarter (Month 1 + Month 2 + Month 3) ▶

Total must equal line 12 on Form 941 or Form 941-SS.

Total liability for the quarter 114,745.52

ITEM 47(d)

970114

Form 941 for 2018: Employer's QUARTERLY Federal Tax Return

(Rev. January 2014) Department of the Treasury -- Internal Revenue Service

OMB No. 1545-0029

Employer identification number (EIN) 205778213

Name (not your trade name) NAVITAS UTILITY CORPORATION

Trade name (if any)

Address 3186D AIRWAY AVE

COSTA MESA CA 92626

Foreign country name | Foreign province/county | Foreign postal code

Report for this Quarter of 2018
(Check one.)

- [X] **1:** January, February, March
- [ ] **2:** April, May, June
- [ ] **3:** July, August, September
- [ ] **4:** October, November, December

Instructions and prior year forms are available at www.irs.gov/form941.

Read the separate instructions before you complete Form 941. Type or print within the boxes.

Part 1: Answer these questions for this quarter.

1	**Number of employees who received wages, tips, or other compensation for the pay period including: Mar. 12 (Quarter 1), June 12 (Quarter 2), Sept. 12 (Quarter 3), or Dec. 12 (Quarter 4)**	1	35
2	**Wages, tips, and other compensation**	2	350,226.30
3	**Federal Income tax withheld from wages, tips, and other compensation**	3	35,199.16
4	**If no wages, tips, and other compensation are subject to social security or Medicare tax**		[ ] **Check and go to line 6.**

		Column 1		Column 2
5a	**Taxable social security wages**	364,802.84	x .124 =	45,235.54
5b	**Taxable social security tips**	0.00	x .124 =	0.00
5c	**Taxable Medicare wages & tips**	364,802.84	x .029 =	10,579.28
5d	**Taxable wages & tips subject to Additional Medicare Tax withholding**	0.00	x .009 =	0.00

5e	**Add Column 2 from lines 5a, 5b, 5c, and 5d**	5e	55,814.82
5f	**Section 3121(q) Notice and Demand--Tax due on unreported tips** (see instructions)	5f	
6	**Total taxes before adjustments.** Add lines 3, 5e, and 5f	6	91,013.98
7	**Current quarter's adjustment for fractions of cents**	7	0.00
8	**Current quarter's adjustment for sick pay**	8	0.00
9	**Current quarter's adjustments for tips and group-term life insurance**	9	0.00
10	**Total taxes after adjustments.** Combine lines 6 through 9	10	91,013.98
11	**Qualified small business payroll tax credit for increasing research activities.** Attach Form 8974	11	
12	**Total taxes after adjustments and credits.** Subtract line 11 from line 10	12	0.00
13	**Total deposits for this quarter, including overpayment applied from a prior quarter and overpayments applied from Form 941-X, 941-X (PR), 944-X, or 944-X (SP) filed in the current quarter**	13	91,013.98
14	**Balance due.** If line 12 is more than line 13, enter the difference and see instructions	14	0.00
15	**Overpayment.** If line 13 is more than line 12, enter the difference 0.00 Check one: [ ] Apply to next return. [ ] Send a refund.		

CLIENT COPY DO NOT FILE

▶ **You MUST complete both pages of Form 941 and SIGN it.** Next ▶

For Privacy Act and Paperwork Reduction Act Notice, see the Payment Voucher. Form **941** (Rev. 1-2014)

BIA

Name (not your trade name)	Employer identification number (EIN)
NAVITAS UTILITY CORPORATION	205778213

Part 2: Tell us about your deposit schedule and tax liability for this quarter.

If you are unsure about whether you are a monthly schedule depositor or a semiweekly schedule depositor, see Pub. 15 (Circular E), section 11.

16 Check one:

☐ **Line 10 on this return is less than $2,500 or line 10 on the return for the prior quarter was less than $2,500, and you did not incur a $100,000 next-day deposit obligation during the current quarter.** If line 10 for the prior quarter was less than $2,500 but line 10 on this return is $100,000 or more, you must provide a record of your federal tax liability. If you are a monthly schedule depositor, complete the deposit schedule below; if you are a semiweekly schedule depositor, attach Schedule B (Form 941). Go to Part 3.

☐ **You were a monthly schedule depositor for the entire quarter.** Enter your tax liability for each month and total liability for the quarter, then go to Part 3.

Tax liability:	
Month 1	25,313.76
Month 2	33,843.78
Month 3	31,856.44
Total liability for quarter	91,013.98

Total must equal line 10.

☒ **You were a semiweekly schedule depositor for any part of this quarter.** Complete Schedule B (Form 941), Report of Tax Liability for Semiweekly Schedule Depositors, and attach it to Form 941.

Part 3: Tell us about your business. If a question does NOT apply to your business, leave it blank.

17 If your business has closed or you stopped paying wages ..... ☐ Check here, and

enter the final date you paid wages ☐.

18 If you are a seasonal employer and you do not have to file a return for every quarter of the year ..... ☐ Check here.

Part 4: May we speak with your third-party designee?

Do you want to allow an employee, a paid tax preparer, or another person to discuss this return with the IRS? See instructions for details.

☐ Yes. Designee's name and phone number ☐ ☐

Select a 5-digit Personal Identification Number (PIN) to use when talking to the IRS. ☐

☐ No.

Part 5: Sign here. You MUST complete both pages of Form 941 and SIGN it.

Under penalties of perjury, I declare that I have examined this return, including accompanying schedules and statements, and to the best of my knowledge and belief, it is true, correct, and complete. Declaration of preparer (other than taxpayer) is based on all information of which preparer has any knowledge.

Sign your name here ☐ Print your name here ☐

Print your title here ☐

Date ☐ Best daytime phone ☐

Paid Preparer Use Only

Check if you are self-employed ..... ☐

Preparer's name	☐	PTIN	☐
Preparer's signature	☐	Date	☐
Firm's name (or yours if self-employed)	☐	EIN	☐
Address	☐	Phone	☐
City	☐ State ☐	ZIP code	☐

CLIENT COPY DO NOT FILE

Schedule B (Form 941): Report of Tax Liability for Semiweekly Schedule Depositors

CLIENT COPY DO NOT FILE

Department of the Treasury – Internal Revenue Service

OMB No. 1545-0029 970311

Calendar Year 2018

Employer identification number 205778213

Name (not your trade name) NAVITAS UTILITY CORPORATION

Report for this Quarter

- [X] **1:** January, February, March
- [ ] **2:** April, May, June
- [ ] **3:** July, August, September
- [ ] **4:** October, November, December

Use this schedule to show your TAX LIABILITY for the quarter; DO NOT use it to show your deposits. When you file this form with Form 941 or Form 941-SS, DO NOT change your tax liability by adjustments reported on any Forms 941-X or 944-X. You must fill out this form and attach it to Form 941 or Form 941-SS if you are a semiweekly schedule depositor or became one because your accumulated tax liability on any day was $100,000 or more. Enter your daily tax liability on the numbered space that corresponds to the date wages were paid. See Section 11 in Pub. 15 (Circular E), Employer's Tax Guide, for details.

Month 1

1	0.00	9	0.00	17	0.00	25	0.00
2	0.00	10	8,964.07	18	0.00	26	0.00
3	0.00	11	0.00	19	0.00	27	0.00
4	0.00	12	8,408.37	20	0.00	28	0.00
5	0.00	13	0.00	21	0.00	29	0.00
6	0.00	14	0.00	22	0.00	30	0.00
7	0.00	15	0.00	23	0.00	31	0.00
8	0.00	16	0.00	24	7,941.32		

Tax liability for Month 1 25,313.76

Month 2

1	9,714.50	9	0.00	17	0.00	25	0.00
2	0.00	10	0.00	18	0.00	26	0.00
3	0.00	11	0.00	19	0.00	27	0.00
4	0.00	12	0.00	20	0.00	28	0.00
5	0.00	13	0.00	21	8,193.13	29	0.00
6	0.00	14	0.00	22	0.00	30	0.00
7	7,839.73	15	8,096.42	23	0.00	31	0.00
8	0.00	16	0.00	24	0.00		

Tax liability for Month 2 33,843.78

Month 3

1	8,127.02	9	0.00	17	0.00	25	0.00
2	0.00	10	0.00	18	0.00	26	0.00
3	0.00	11	0.00	19	0.00	27	0.00
4	0.00	12	0.00	20	0.00	28	0.00
5	0.00	13	0.00	21	7,541.82	29	0.00
6	0.00	14	0.00	22	0.00	30	0.00
7	8,091.07	15	8,096.40	23	0.00	31	0.13
8	0.00	16	0.00	24	0.00		

Tax liability for Month 3 31,856.44

Fill in your total liability for the quarter (Month 1 + Month 2 + Month 3) ▶

Total must equal line 10 on Form 941 or Form 941-SS.

Total liability for the quarter 91,013.98

Form **941 for 2018: Employer's QUARTERLY Federal Tax Return**
(Rev. January 2018) Department of the Treasury — Internal Revenue Service

950117
OMB No. 1545-0029

CLIENT REFERENCE COPY

Employer identification number (EIN): 20-5778213

Name (not your trade name): NAVITAS UTILITY CORPORATION

Trade name (if any): NUC - BI-WEEKLY

Address: 3186-D AIRWAY AVE
Number Street Suite or room number

COSTA MESA | CA | 92626
City State ZIP code

Foreign country name | Foreign province/county | Foreign postal code

Report for this Quarter of 2018 (Check one.)

- [X] 1: January, February, March
- [ ] 2: April, May, June
- [ ] 3: July, August, September
- [ ] 4: October, November, December

Go to *www.irs.gov/Form941* for instructions and the latest information.

Read the separate instructions before you complete Form 941. Type or print within the boxes.

Part 1: Answer these questions for this quarter.

1	Number of employees who received wages, tips, or other compensation for the pay period including: *Mar. 12* (Quarter 1), *June 12* (Quarter 2), *Sept. 12* (Quarter 3), or *Dec. 12* (Quarter 4)	1	24
2	Wages, tips, and other compensation	2	198511.26
3	Federal income tax withheld from wages, tips, and other compensation	3	16805.13
4	If no wages, tips, and other compensation are subject to social security or Medicare tax — [ ] Check and go to line 6.		

		Column 1		Column 2
5a	Taxable social security wages	207621.35	× 0.124 =	25745.05
5b	Taxable social security tips	0.00	× 0.124 =	0.00
5c	Taxable Medicare wages & tips	207621.35	× 0.029 =	6021.02
5d	Taxable wages & tips subject to Additional Medicare Tax withholding	0.00	× 0.009 =	0.00

5e	Add Column 2 from lines 5a, 5b, 5c, and 5d	5e	31766.07
5f	Section 3121(q) Notice and Demand—Tax due on unreported tips (see instructions)	5f	
6	Total taxes before adjustments. Add lines 3, 5e, and 5f	6	48571.2
7	Current quarter's adjustment for fractions of cents	7	-0.06
8	Current quarter's adjustment for sick pay	8	0.00
9	Current quarter's adjustments for tips and group-term life insurance	9	0.00
10	Total taxes after adjustments. Combine lines 6 through 9	10	48571.14
11	Qualified small business payroll tax credit for increasing research activities. Attach Form 8974	11	
12	Total taxes after adjustments and credits. Subtract line 11 from line 10	12	48571.14
13	Total deposits for this quarter, including overpayment applied from a prior quarter and overpayments applied from Form 941-X, 941-X (PR), 944-X, or 944-X (SP) filed in the current quarter	13	48571.19
14	Balance due. If line 12 is more than line 13, enter the difference and see instructions	14	0.00
15	Overpayment. If line 13 is more than line 12, enter the difference: 0.05 — Check one: [ ] Apply to next return. [ ] Send a refund.		

► You MUST complete both pages of Form 941 and SIGN it.

Next ►

Name *(not your trade name)*: NAVITAS UTILITY CORPORATION

Employer identification number (EIN): 20-5778213

Part 2: Tell us about your deposit schedule and tax liability for this quarter.

If you are unsure about whether you are a monthly schedule depositor or a semiweekly schedule depositor, see section 11 of Pub. 15.

16 Check one:

☐ **Line 12 on this return is less than $2,500 or line 12 on the return for the prior quarter was less than $2,500, and you didn't incur a $100,000 next-day deposit obligation during the current quarter.** If line 12 for the prior quarter was less than $2,500 but line 12 on this return is $100,000 or more, you must provide a record of your federal tax liability. If you are a monthly schedule depositor, complete the deposit schedule below; if you are a semiweekly schedule depositor, attach Schedule B (Form 941). Go to Part 3.

☐ **You were a monthly schedule depositor for the entire quarter.** Enter your tax liability for each month and total liability for the quarter, then go to Part 3.

Tax liability: Month 1	
Month 2	
Month 3	
Total liability for quarter	**Total must equal line 12.**

☒ **You were a semiweekly schedule depositor for any part of this quarter.** Complete Schedule B (Form 941), Report of Tax Liability for Semiweekly Schedule Depositors, and attach it to Form 941.

Part 3: Tell us about your business. If a question does NOT apply to your business, leave it blank.

17 **If your business has closed or you stopped paying wages** . . . . . ☐ Check here, and enter the final date you paid wages

18 **If you are a seasonal employer and you don't have to file a return for every quarter of the year** . . ☐ Check here.

Part 4: May we speak with your third-party designee?

Do you want to allow an employee, a paid tax preparer, or another person to discuss this return with the IRS? See the instructions for details.

☐ Yes. Designee's name and phone number

Select a 5-digit Personal Identification Number (PIN) to use when talking to the IRS. ☐☐☐☐☐

☐ No.

Part 5: Sign here. You MUST complete both pages of Form 941 and SIGN it.

Under penalties of perjury, I declare that I have examined this return, including accompanying schedules and statements, and to the best of my knowledge and belief, it is true, correct, and complete. Declaration of preparer (other than taxpayer) is based on all information of which preparer has any knowledge.

X **Sign your name here**

Print your name here

Print your title here

Date

Best daytime phone

Paid Preparer Use Only

Check if you are self-employed . . . ☐

Preparer's name		PTIN	
Preparer's signature		Date	
Firm's name (or yours if self-employed)		EIN	
Address		Phone	
City	State	ZIP code	

960311

Schedule B (Form 941):

Report of Tax Liability for Semiweekly Schedule Depositors

(Rev. January 2017) Department of the Treasury — Internal Revenue Service

OMB No. 1545-0029

Employer identification number (EIN) 20-5778213

Name *(not your trade name)* NAVITAS UTILITY CORPORATION

Calendar year (Also check quarter)

Report for this Quarter... (Check one.)

- [X] **1:** January, February, March
- [ ] **2:** April, May, June
- [ ] **3:** July, August, September
- [ ] **4:** October, November, December

Use this schedule to show your TAX LIABILITY for the quarter; don't use it to show your deposits. When you file this form with Form 941 or Form 941-SS, don't change your tax liability by adjustments reported on any Forms 941-X or 944-X. You must fill out this form and attach it to Form 941 or Form 941-SS if you're a semiweekly schedule depositor or became one because your accumulated tax liability on any day was $100,000 or more. Write your daily tax liability on the numbered space that corresponds to the date wages were paid. See Section 11 in Pub. 15 for details.

Month 1

1	0.00	9	0.00	17	0.00	25	0.00
2	0.00	10	8964.07	18	0.00	26	0.00
3	0.00	11	0.00	19	0.00	27	0.00
4	0.00	12	0.00	20	0.00	28	0.00
5	0.00	13	0.00	21	0.00	29	0.00
6	0.00	14	0.00	22	0.00	30	0.00
7	0.00	15	0.00	23	0.00	31	0.00
8	0.00	16	0.00	24	7941.32		

Tax liability for Month 1 16905.39

Month 2

1	0.00	9	0.00	17	0.00	25	0.00
2	0.00	10	0.00	18	0.00	26	0.00
3	0.00	11	0.00	19	0.00	27	0.00
4	0.00	12	0.00	20	0.00	28	0.00
5	0.00	13	0.00	21	8193.13	29	0.00
6	0.00	14	0.00	22	0.00	30	0.00
7	7839.73	15	0.00	23	0.00	31	0.00
8	0.00	16	0.00	24	0.00		

Tax liability for Month 2 16032.86

Month 3

1	0.00	9	0.00	17	0.00	25	0.00
2	0.00	10	0.00	18	0.00	26	0.00
3	0.00	11	0.00	19	0.00	27	0.00
4	0.00	12	0.00	20	0.00	28	0.00
5	0.00	13	0.00	21	7541.82	29	0.00
6	0.00	14	0.00	22	0.00	30	0.00
7	8091.07	15	0.00	23	0.00	31	0.00
8	0.00	16	0.00	24	0.00		

Tax liability for Month 3 15632.89

Fill in your total liability for the quarter (Month 1 + Month 2 + Month 3) ▶

Total must equal line 12 on Form 941 or Form 941-SS.

Total liability for the quarter 48571.14

CLIENT REFERENCE COPY

970114

Form **941 for 2018: Employer's QUARTERLY Federal Tax Return**
(Rev. January 2014) Department of the Treasury -- Internal Revenue Service

OMB No. 1545-0029

Employer identification number (EIN) 205778213

Name (not your trade name) NAVITAS UTILITY CORPORATION

Trade name (if any)

Address 3186D AIRWAY AVE

COSTA MESA CA 92626

Foreign country name | Foreign province/county | Foreign postal code

Report for this Quarter of 2018
(Check one.)

- ☐ **1:** January, February, March
- ☒ **2:** April, May, June
- ☐ **3:** July, August, September
- ☐ **4:** October, November, December

Instructions and prior year forms are available at www.irs.gov/form941.

Read the separate instructions before you complete Form 941. Type or print within the boxes.

Part 1: Answer these questions for this quarter.

1	**Number of employees who received wages, tips, or other compensation for the pay period including: Mar. 12 (Quarter 1), June 12 (Quarter 2), Sept. 12 (Quarter 3), or Dec. 12 (Quarter 4)**	34
2	**Wages, tips, and other compensation**	403,626.00
3	**Federal Income tax withheld from wages, tips, and other compensation**	40,271.47
4	**If no wages, tips, and other compensation are subject to social security or Medicare tax** ☐ **Check and go to line 6.**	

		Column 1		Column 2
5a	**Taxable social security wages**	421,074.33	x .124 =	52,213.20
5b	**Taxable social security tips**	0.00	x .124 =	0.00
5c	**Taxable Medicare wages & tips**	421,074.33	x .029 =	12,211.16
5d	**Taxable wages & tips subject to Additional Medicare Tax withholding**	0.00	x .009 =	0.00

5e	**Add Column 2 from lines 5a, 5b, 5c, and 5d**	5e	64,424.36
5f	**Section 3121(q) Notice and Demand--Tax due on unreported tips** (see instructions)	5f	
6	**Total taxes before adjustments.** Add lines 3, 5e, and 5f	6	104,695.83
7	**Current quarter's adjustment for fractions of cents**	7	0.00
8	**Current quarter's adjustment for sick pay**	8	0.00
9	**Current quarter's adjustments for tips and group-term life insurance**	9	0.00
10	**Total taxes after adjustments.** Combine lines 6 through 9	10	104,695.83
11	**Qualified small business payroll tax credit for increasing research activities.** Attach Form 8974	11	
12	**Total taxes after adjustments and credits.** Subtract line 11 from line 10	12	0.00
13	**Total deposits for this quarter, including overpayment applied from a prior quarter and overpayments applied from Form 941-X, 941-X (PR), 944-X, or 944-X (SP) filed in the current quarter**	13	104,695.83
14	**Balance due.** If line 12 is more than line 13, enter the difference and see instructions	14	0.00
15	**Overpayment.** If line 13 is more than line 12, enter the difference 0.00 Check one: ☐ Apply to next return. ☐ Send a refund.		

CLIENT COPY DO NOT FILE

▶ **You MUST complete both pages of Form 941 and SIGN it.**

Next ▶

For Privacy Act and Paperwork Reduction Act Notice, see the Payment Voucher.

Name (not your trade name)	Employer identification number (EIN)
NAVITAS UTILITY CORPORATION	205778213

Part 2: Tell us about your deposit schedule and tax liability for this quarter.

If you are unsure about whether you are a monthly schedule depositor or a semiweekly schedule depositor, see Pub. 15 (Circular E), section 11.

16 Check one:

☐ **Line 10 on this return is less than $2,500 or line 10 on the return for the prior quarter was less than $2,500, and you did not incur a $100,000 next-day deposit obligation during the current quarter.** If line 10 for the prior quarter was less than $2,500 but line 10 on this return is $100,000 or more, you must provide a record of your federal tax liability. If you are a monthly schedule depositor, complete the deposit schedule below; if you are a semiweekly schedule depositor, attach Schedule B (Form 941). Go to Part 3.

☐ **You were a monthly schedule depositor for the entire quarter.** Enter your tax liability for each month and total liability for the quarter, then go to Part 3.

Tax liability:	
Month 1	31,866.01
Month 2	40,866.14
Month 3	31,963.68
Total liability for quarter	104,695.83

Total must equal line 10.

☒ **You were a semiweekly schedule depositor for any part of this quarter.** Complete Schedule B (Form 941), Report of Tax Liability for Semiweekly Schedule Depositors, and attach it to Form 941.

Part 3: Tell us about your business. If a question does NOT apply to your business, leave it blank.

17 If your business has closed or you stopped paying wages ..... ☐ Check here, and

enter the final date you paid wages ☐.

18 If you are a seasonal employer and you do not have to file a return for every quarter of the year ..... ☐ Check here.

Part 4: May we speak with your third-party designee?

Do you want to allow an employee, a paid tax preparer, or another person to discuss this return with the IRS? See instructions for details.

☐ Yes. Designee's name and phone number ☐ ☐

Select a 5-digit Personal Identification Number (PIN) to use when talking to the IRS. ☐

☐ No.

Part 5: Sign here. You MUST complete both pages of Form 941 and SIGN it.

Under penalties of perjury, I declare that I have examined this return, including accompanying schedules and statements, and to the best of my knowledge and belief, it is true, correct, and complete. Declaration of preparer (other than taxpayer) is based on all information of which preparer has any knowledge.

Sign your name here ☐

Print your name here ☐

Print your title here ☐

Date ☐

Best daytime phone ☐

Paid Preparer Use Only

Check if you are self-employed ..... ☐

Preparer's name ☐ PTIN ☐

Preparer's signature ☐ Date ☐

Firm's name (or yours if self-employed) ☐ EIN ☐

Address ☐ Phone ☐

City ☐ State ☐ ZIP code ☐

CLIENT COPY
DO NOT FILE

Schedule B (Form 941): Report of Tax Liability for Semiweekly Schedule Depositors

CLIENT COPY DO NOT FILE

Department of the Treasury – Internal Revenue Service

OMB No. 1545-0029 970311

Calendar Year 2018

Employer identification number 205778213

Name (not your trade name) NAVITAS UTILITY CORPORATION

Report for this Quarter

- [ ] **1:** January, February, March
- [X] **2:** April, May, June
- [ ] **3:** July, August, September
- [ ] **4:** October, November, December

Use this schedule to show your TAX LIABILITY for the quarter; DO NOT use it to show your deposits. When you file this form with Form 941 or Form 941-SS, DO NOT change your tax liability by adjustments reported on any Forms 941-X or 944-X. You must fill out this form and attach it to Form 941 or Form 941-SS if you are a semiweekly schedule depositor or became one because your accumulated tax liability on any day was $100,000 or more. Enter your daily tax liability on the numbered space that corresponds to the date wages were paid. See Section 11 in Pub. 15 (Circular E), Employer's Tax Guide, for details.

Month 1

1	0.00	9	0.00	17	0.00	25	0.00
2	8,096.45	10	0.00	18	7,824.97	26	0.00
3	0.00	11	0.00	19	0.00	27	0.00
4	7,614.63	12	0.00	20	0.00	28	0.00
5	0.00	13	0.00	21	0.00	29	0.00
6	0.00	14	0.00	22	0.00	30	0.00
7	0.00	15	0.00	23	0.00	31	0.00
8	0.00	16	8,329.96	24	0.00		

Tax liability for Month 1 31,866.01

Month 2

1	8,329.92	9	0.00	17	0.00	25	0.00
2	7,592.09	10	0.00	18	0.00	26	0.00
3	0.00	11	0.00	19	0.00	27	0.00
4	1,562.62	12	0.00	20	0.00	28	0.00
5	0.00	13	0.00	21	0.00	29	0.00
6	0.00	14	0.00	22	0.00	30	7,819.27
7	0.00	15	7,534.22	23	0.00	31	0.00
8	0.00	16	8,028.02	24	0.00		

Tax liability for Month 2 40,866.14

Month 3

1	7,444.35	9	0.00	17	0.00	25	0.00
2	0.00	10	0.00	18	0.00	26	0.00
3	0.00	11	0.00	19	0.00	27	8,180.64
4	0.00	12	0.00	20	0.00	28	0.00
5	0.00	13	8,896.20	21	0.00	29	0.00
6	0.00	14	0.00	22	0.00	30	0.07
7	0.00	15	7,442.42	23	0.00	31	0.00
8	0.00	16	0.00	24	0.00		

Tax liability for Month 3 31,963.68

Fill in your total liability for the quarter (Month 1 + Month 2 + Month 3) ▶

Total must equal line 10 on Form 941 or Form 941-SS.

Total liability for the quarter 104,695.83

Form **941 for 2018: Employer's QUARTERLY Federal Tax Return**
(Rev. January 2018) Department of the Treasury — Internal Revenue Service

950117
OMB No. 1545-0029

Employer identification number (EIN): 20-5778213

Name (not your trade name): NAVITAS UTILITY CORPORATION

Trade name (if any): NUC - BI-WEEKLY

Address: 3186-D AIRWAY AVE
Number Street Suite or room number

COSTA MESA | CA | 92626
City State ZIP code

Foreign country name | Foreign province/county | Foreign postal code

Report for this Quarter of 2018 (Check one.)

- ☐ 1: January, February, March
- ☒ 2: April, May, June
- ☐ 3: July, August, September
- ☐ 4: October, November, December

Go to *www.irs.gov/Form941* for instructions and the latest information.

Read the separate instructions before you complete Form 941. Type or print within the boxes.

Part 1: Answer these questions for this quarter.

1	Number of employees who received wages, tips, or other compensation for the pay period including: *Mar. 12* (Quarter 1), *June 12* (Quarter 2), *Sept. 12* (Quarter 3), or *Dec. 12* (Quarter 4)	1	26
2	Wages, tips, and other compensation	2	224758.96
3	Federal income tax withheld from wages, tips, and other compensation	3	19873.01
4	If no wages, tips, and other compensation are subject to social security or Medicare tax ☐ Check and go to line 6.		

		Column 1		Column 2
5a	Taxable social security wages	235835.56	× 0.124 =	29243.61
5b	Taxable social security tips	0.00	× 0.124 =	0.00
5c	Taxable Medicare wages & tips	235835.56	× 0.029 =	6839.23
5d	Taxable wages & tips subject to Additional Medicare Tax withholding	0.00	× 0.009 =	0.00

5e	Add Column 2 from lines 5a, 5b, 5c, and 5d	5e	36082.84
5f	Section 3121(q) Notice and Demand—Tax due on unreported tips (see instructions)	5f	
6	Total taxes before adjustments. Add lines 3, 5e, and 5f	6	55955.85
7	Current quarter's adjustment for fractions of cents	7	-0.03
8	Current quarter's adjustment for sick pay	8	0.00
9	Current quarter's adjustments for tips and group-term life insurance	9	0.00
10	Total taxes after adjustments. Combine lines 6 through 9	10	55955.82
11	Qualified small business payroll tax credit for increasing research activities. Attach Form 8974	11	
12	Total taxes after adjustments and credits. Subtract line 11 from line 10	12	55955.82
13	Total deposits for this quarter, including overpayment applied from a prior quarter and overpayments applied from Form 941-X, 941-X (PR), 944-X, or 944-X (SP) filed in the current quarter	13	55955.85
14	Balance due. If line 12 is more than line 13, enter the difference and see instructions	14	0.00
15	Overpayment. If line 13 is more than line 12, enter the difference: 0.03 Check one: ☐ Apply to next return. ☐ Send a refund.		

► **You MUST complete both pages of Form 941 and SIGN it.**

Next ➡

CLIENT REFERENCE COPY

Name *(not your trade name)*: NAVITAS UTILITY CORPORATION

Employer identification number (EIN): 20-5778213

Part 2: Tell us about your deposit schedule and tax liability for this quarter.

If you are unsure about whether you are a monthly schedule depositor or a semiweekly schedule depositor, see section 11 of Pub. 15.

16 **Check one:**

☐ **Line 12 on this return is less than $2,500 or line 12 on the return for the prior quarter was less than $2,500, and you didn't incur a $100,000 next-day deposit obligation during the current quarter.** If line 12 for the prior quarter was less than $2,500 but line 12 on this return is $100,000 or more, you must provide a record of your federal tax liability. If you are a monthly schedule depositor, complete the deposit schedule below; if you are a semiweekly schedule depositor, attach Schedule B (Form 941). Go to Part 3.

☐ **You were a monthly schedule depositor for the entire quarter.** Enter your tax liability for each month and total liability for the quarter, then go to Part 3.

Tax liability:	**Month 1**	
	Month 2	
	Month 3	
Total liability for quarter		**Total must equal line 12.**

☒ **You were a semiweekly schedule depositor for any part of this quarter.** Complete Schedule B (Form 941), Report of Tax Liability for Semiweekly Schedule Depositors, and attach it to Form 941.

Part 3: Tell us about your business. If a question does NOT apply to your business, leave it blank.

17 **If your business has closed or you stopped paying wages** . . . . . ☐ Check here, and enter the final date you paid wages

18 **If you are a seasonal employer and you don't have to file a return for every quarter of the year** . . ☐ Check here.

Part 4: May we speak with your third-party designee?

Do you want to allow an employee, a paid tax preparer, or another person to discuss this return with the IRS? See the instructions for details.

☐ Yes. Designee's name and phone number

Select a 5-digit Personal Identification Number (PIN) to use when talking to the IRS. ☐☐☐☐☐

☐ No.

Part 5: Sign here. You MUST complete both pages of Form 941 and SIGN it.

Under penalties of perjury, I declare that I have examined this return, including accompanying schedules and statements, and to the best of my knowledge and belief, it is true, correct, and complete. Declaration of preparer (other than taxpayer) is based on all information of which preparer has any knowledge.

X **Sign your name here**

Print your name here

Print your title here

Date

Best daytime phone

Paid Preparer Use Only

Check if you are self-employed . . . ☐

Preparer's name		PTIN	
Preparer's signature		Date	
Firm's name (or yours if self-employed)		EIN	
Address		Phone	
City	State	ZIP code	

960311

Schedule B (Form 941):

Report of Tax Liability for Semiweekly Schedule Depositors

(Rev. January 2017) Department of the Treasury — Internal Revenue Service

OMB No. 1545-0029

Employer identification number (EIN): 20-5778213

Name *(not your trade name)*: NAVITAS UTILITY CORPORATION

Calendar year: (Also check quarter)

Report for this Quarter... (Check one.)

- ☐ 1: January, February, March
- ☒ 2: April, May, June
- ☐ 3: July, August, September
- ☐ 4: October, November, December

Use this schedule to show your TAX LIABILITY for the quarter; don't use it to show your deposits. When you file this form with Form 941 or Form 941-SS, don't change your tax liability by adjustments reported on any Forms 941-X or 944-X. You must fill out this form and attach it to Form 941 or Form 941-SS if you're a semiweekly schedule depositor or became one because your accumulated tax liability on any day was $100,000 or more. Write your daily tax liability on the numbered space that corresponds to the date wages were paid. See Section 11 in Pub. 15 for details.

Month 1

1	0.00	9	0.00	17	0.00	25	0.00
2	0.00	10	0.00	18	7824.97	26	0.00
3	0.00	11	0.00	19	0.00	27	0.00
4	7614.63	12	0.00	20	0.00	28	0.00
5	0.00	13	0.00	21	0.00	29	0.00
6	0.00	14	0.00	22	0.00	30	0.00
7	0.00	15	0.00	23	0.00	31	0.00
8	0.00	16	0.00	24	0.00		

Tax liability for Month 1 15439.60

Month 2

1	0.00	9	0.00	17	0.00	25	0.00
2	7592.09	10	0.00	18	0.00	26	0.00
3	0.00	11	0.00	19	0.00	27	0.00
4	0.00	12	0.00	20	0.00	28	0.00
5	0.00	13	0.00	21	0.00	29	0.00
6	0.00	14	0.00	22	0.00	30	7819.27
7	0.00	15	0.00	23	0.00	31	0.00
8	0.00	16	8028.02	24	0.00		

Tax liability for Month 2 23439.38

Month 3

1	0.00	9	0.00	17	0.00	25	0.00
2	0.00	10	0.00	18	0.00	26	0.00
3	0.00	11	0.00	19	0.00	27	8180.64
4	0.00	12	0.00	20	0.00	28	0.00
5	0.00	13	8896.20	21	0.00	29	0.00
6	0.00	14	0.00	22	0.00	30	0.00
7	0.00	15	0.00	23	0.00	31	0.00
8	0.00	16	0.00	24	0.00		

Tax liability for Month 3 17076.84

Fill in your total liability for the quarter (Month 1 + Month 2 + Month 3) ▶

Total must equal line 12 on Form 941 or Form 941-SS.

Total liability for the quarter 55955.82

CLIENT REFERENCE COPY

Form **941 for 2018: Employer's QUARTERLY Federal Tax Return**
(Rev. January 2014) Department of the Treasury -- Internal Revenue Service

970114

OMB No. 1545-0029

Report for this Quarter of 2018
(Check one.)

- ☐ **1:** January, February, March
- ☐ **2:** April, May, June
- ☒ **3:** July, August, September
- ☐ **4:** October, November, December

Instructions and prior year forms are available at www.irs.gov/form941.

Employer identification number (EIN) 205778213

Name (not your trade name) NAVITAS UTILITY CORPORATION

Trade name (if any)

Address 3186D AIRWAY AVE

COSTA MESA CA 92626

Foreign country name | Foreign province/county | Foreign postal code

Read the separate instructions before you complete Form 941. Type or print within the boxes.

Part 1: Answer these questions for this quarter.

1	**Number of employees who received wages, tips, or other compensation for the pay period including: Mar. 12 (Quarter 1), June 12 (Quarter 2), Sept. 12 (Quarter 3), or Dec. 12 (Quarter 4)**	1 35
2	**Wages, tips, and other compensation**	2 415,761.96
3	**Federal Income tax withheld from wages, tips, and other compensation**	3 40,798.83
4	**If no wages, tips, and other compensation are subject to social security or Medicare tax**	☐ **Check and go to line 6.**

		Column 1		Column 2
5a	**Taxable social security wages**	410,765.01	x .124 =	50,934.86
5b	**Taxable social security tips**	0.00	x .124 =	0.00
5c	**Taxable Medicare wages & tips**	433,478.03	x .029 =	12,570.88
5d	**Taxable wages & tips subject to Additional Medicare Tax withholding**	0.00	x .009 =	0.00

5e	**Add Column 2 from lines 5a, 5b, 5c, and 5d**	5e	63,505.74
5f	**Section 3121(q) Notice and Demand--Tax due on unreported tips** (see instructions)	5f	
6	**Total taxes before adjustments.** Add lines 3, 5e, and 5f	6	104,304.57
7	**Current quarter's adjustment for fractions of cents**	7	0.00
8	**Current quarter's adjustment for sick pay**	8	0.00
9	**Current quarter's adjustments for tips and group-term life insurance**	9	0.00
10	**Total taxes after adjustments.** Combine lines 6 through 9	10	104,304.57
11	**Qualified small business payroll tax credit for increasing research activities.** Attach Form 8974	11	
12	**Total taxes after adjustments and credits.** Subtract line 11 from line 10	12	0.00
13	**Total deposits for this quarter, including overpayment applied from a prior quarter and overpayments applied from Form 941-X, 941-X (PR), 944-X, or 944-X (SP) filed in the current quarter**	13	104,304.57
14	**Balance due.** If line 12 is more than line 13, enter the difference and see instructions	14	0.00
15	**Overpayment.** If line 13 is more than line 12, enter the difference 0.00 Check one: ☐ Apply to next return. ☐ Send a refund.		

CLIENT COPY DO NOT FILE

▶ **You MUST complete both pages of Form 941 and SIGN it.**

Next ▶

For Privacy Act and Paperwork Reduction Act Notice, see the Payment Voucher.

BIA

Name (not your trade name)	Employer identification number (EIN)
NAVITAS UTILITY CORPORATION	205778213

Part 2: Tell us about your deposit schedule and tax liability for this quarter.

If you are unsure about whether you are a monthly schedule depositor or a semiweekly schedule depositor, see Pub. 15 (Circular E), section 11.

16 Check one:

☐ **Line 10 on this return is less than $2,500 or line 10 on the return for the prior quarter was less than $2,500, and you did not incur a $100,000 next-day deposit obligation during the current quarter.** If line 10 for the prior quarter was less than $2,500 but line 10 on this return is $100,000 or more, you must provide a record of your federal tax liability. If you are a monthly schedule depositor, complete the deposit schedule below; if you are a semiweekly schedule depositor, attach Schedule B (Form 941). Go to Part 3.

☐ **You were a monthly schedule depositor for the entire quarter.** Enter your tax liability for each month and total liability for the quarter, then go to Part 3.

Tax liability:	
Month 1	42,261.63
Month 2	37,423.96
Month 3	24,618.98
Total liability for quarter	104,304.57

Total must equal line 10.

☒ **You were a semiweekly schedule depositor for any part of this quarter.** Complete Schedule B (Form 941), Report of Tax Liability for Semiweekly Schedule Depositors, and attach it to Form 941.

Part 3: Tell us about your business. If a question does NOT apply to your business, leave it blank.

17 If your business has closed or you stopped paying wages ☐ Check here, and

enter the final date you paid wages ____.

18 If you are a seasonal employer and you do not have to file a return for every quarter of the year ☐ Check here.

Part 4: May we speak with your third-party designee?

Do you want to allow an employee, a paid tax preparer, or another person to discuss this return with the IRS? See instructions for details.

☐ Yes. Designee's name and phone number ____ ____

Select a 5-digit Personal Identification Number (PIN) to use when talking to the IRS. ____

☐ No.

Part 5: Sign here. You MUST complete both pages of Form 941 and SIGN it.

Under penalties of perjury, I declare that I have examined this return, including accompanying schedules and statements, and to the best of my knowledge and belief, it is true, correct, and complete. Declaration of preparer (other than taxpayer) is based on all information of which preparer has any knowledge.

Sign your name here ____ Print your name here ____

Print your title here ____

Date ____ Best daytime phone ____

Paid Preparer Use Only

Check if you are self-employed ☐

Preparer's name ____ PTIN ____

Preparer's signature ____ Date ____

Firm's name (or yours if self-employed) ____ EIN ____

Address ____ Phone ____

City ____ State ____ ZIP code ____

CLIENT COPY
DO NOT FILE

Schedule B (Form 941): Report of Tax Liability for Semiweekly Schedule Depositors

CLIENT COPY DO NOT FILE

Department of the Treasury – Internal Revenue Service

OMB No. 1545-0029 970311

Calendar Year 2018

Employer identification number 205778213

Name (not your trade name) NAVITAS UTILITY CORPORATION

Report for this Quarter

- [ ] **1:** January, February, March
- [ ] **2:** April, May, June
- [X] **3:** July, August, September
- [ ] **4:** October, November, December

Use this schedule to show your TAX LIABILITY for the quarter; DO NOT use it to show your deposits. When you file this form with Form 941 or Form 941-SS, DO NOT change your tax liability by adjustments reported on any Forms 941-X or 944-X. You must fill out this form and attach it to Form 941 or Form 941-SS if you are a semiweekly schedule depositor or became one because your accumulated tax liability on any day was $100,000 or more. Enter your daily tax liability on the numbered space that corresponds to the date wages were paid. See Section 11 in Pub. 15 (Circular E), Employer's Tax Guide, for details.

Month 1

1	0.00	9	0.00	17	0.00	25	8,805.13
2	9,123.50	10	0.00	18	0.00	26	0.00
3	0.00	11	16,923.09	19	0.00	27	0.00
4	0.00	12	0.00	20	0.00	28	0.00
5	0.00	13	43.13	21	0.00	29	0.00
6	0.00	14	0.00	22	0.00	30	0.00
7	0.00	15	0.00	23	0.00	31	0.00
8	0.00	16	7,366.78	24	0.00		

Tax liability for Month 1 42,261.63

Month 2

1	7,290.30	9	0.00	17	0.00	25	0.00
2	0.00	10	0.00	18	0.00	26	0.00
3	0.00	11	0.00	19	0.00	27	0.00
4	0.00	12	0.00	20	0.00	28	0.00
5	0.00	13	0.00	21	0.00	29	0.00
6	0.00	14	0.00	22	8,309.19	30	0.00
7	0.00	15	6,754.81	23	0.00	31	6,366.99
8	8,702.67	16	0.00	24	0.00		

Tax liability for Month 2 37,423.96

Month 3

1	0.00	9	0.00	17	0.00	25	0.00
2	0.00	10	0.00	18	0.00	26	0.00
3	0.00	11	0.00	19	8,685.84	27	0.00
4	0.00	12	0.00	20	0.00	28	0.00
5	8,963.42	13	0.00	21	0.00	29	0.00
6	0.00	14	6,969.66	22	0.00	30	0.06
7	0.00	15	0.00	23	0.00	31	0.00
8	0.00	16	0.00	24	0.00		

Tax liability for Month 3 24,618.98

Fill in your total liability for the quarter (Month 1 + Month 2 + Month 3) ▶

Total must equal line 10 on Form 941 or Form 941-SS.

Total liability for the quarter 104,304.57

Form **941 for 2018: Employer's QUARTERLY Federal Tax Return**
(Rev. January 2018) Department of the Treasury — Internal Revenue Service

950117
OMB No. 1545-0029

Employer identification number (EIN): 20-5778213

Name (not your trade name): NAVITAS UTILITY CORPORATION

Trade name (if any): NUC - BI-WEEKLY

Address: 3186-D AIRWAY AVE
Number Street Suite or room number

COSTA MESA | CA | 92626
City State ZIP code

Foreign country name | Foreign province/county | Foreign postal code

Report for this Quarter of 2018 (Check one.)

- ☐ 1: January, February, March
- ☐ 2: April, May, June
- ☒ 3: July, August, September
- ☐ 4: October, November, December

Go to *www.irs.gov/Form941* for instructions and the latest information.

Read the separate instructions before you complete Form 941. Type or print within the boxes.

Part 1: Answer these questions for this quarter.

1	Number of employees who received wages, tips, or other compensation for the pay period including: *Mar. 12* (Quarter 1), *June 12* (Quarter 2), *Sept. 12* (Quarter 3), or *Dec. 12* (Quarter 4)	1	25
2	Wages, tips, and other compensation	2	240543.79
3	Federal income tax withheld from wages, tips, and other compensation	3	21806.31
4	If no wages, tips, and other compensation are subject to social security or Medicare tax ☐ Check and go to line 6.		

		Column 1		Column 2
5a	Taxable social security wages	252458.30	× 0.124 =	31304.83
5b	Taxable social security tips	0.00	× 0.124 =	0.00
5c	Taxable Medicare wages & tips	252458.30	× 0.029 =	7321.29
5d	Taxable wages & tips subject to Additional Medicare Tax withholding	0.00	× 0.009 =	0.00

5e	Add Column 2 from lines 5a, 5b, 5c, and 5d	5e	38626.12
5f	Section 3121(q) Notice and Demand—Tax due on unreported tips (see instructions)	5f	
6	Total taxes before adjustments. Add lines 3, 5e, and 5f	6	60432.43
7	Current quarter's adjustment for fractions of cents	7	0.04
8	Current quarter's adjustment for sick pay	8	0.00
9	Current quarter's adjustments for tips and group-term life insurance	9	0.00
10	Total taxes after adjustments. Combine lines 6 through 9	10	60432.47
11	Qualified small business payroll tax credit for increasing research activities. Attach Form 8974	11	
12	Total taxes after adjustments and credits. Subtract line 11 from line 10	12	60432.47
13	Total deposits for this quarter, including overpayment applied from a prior quarter and overpayments applied from Form 941-X, 941-X (PR), 944-X, or 944-X (SP) filed in the current quarter	13	60432.43
14	Balance due. If line 12 is more than line 13, enter the difference and see instructions	14	0.04
15	Overpayment. If line 13 is more than line 12, enter the difference: 0.00 Check one: ☐ Apply to next return. ☐ Send a refund.		

► You MUST complete both pages of Form 941 and SIGN it.

Next ➡

CLIENT REFERENCE COPY

950217

Name *(not your trade name)*	Employer identification number (EIN)
NAVITAS UTILITY CORPORATION	20-5778213

Part 2: Tell us about your deposit schedule and tax liability for this quarter.

If you are unsure about whether you are a monthly schedule depositor or a semiweekly schedule depositor, see section 11 of Pub. 15.

16 **Check one:**

☐ **Line 12 on this return is less than $2,500 or line 12 on the return for the prior quarter was less than $2,500, and you didn't incur a $100,000 next-day deposit obligation during the current quarter.** If line 12 for the prior quarter was less than $2,500 but line 12 on this return is $100,000 or more, you must provide a record of your federal tax liability. If you are a monthly schedule depositor, complete the deposit schedule below; if you are a semiweekly schedule depositor, attach Schedule B (Form 941). Go to Part 3.

☐ **You were a monthly schedule depositor for the entire quarter.** Enter your tax liability for each month and total liability for the quarter, then go to Part 3.

Tax liability: **Month 1** ____

Month 2 ____

Month 3 ____

Total liability for quarter ____ **Total must equal line 12.**

☒ **You were a semiweekly schedule depositor for any part of this quarter.** Complete Schedule B (Form 941), Report of Tax Liability for Semiweekly Schedule Depositors, and attach it to Form 941.

Part 3: Tell us about your business. If a question does NOT apply to your business, leave it blank.

17 **If your business has closed or you stopped paying wages** . . . . . ☐ Check here, and enter the final date you paid wages ____

18 **If you are a seasonal employer and you don't have to file a return for every quarter of the year** . . ☐ Check here.

Part 4: May we speak with your third-party designee?

Do you want to allow an employee, a paid tax preparer, or another person to discuss this return with the IRS? See the instructions for details.

☐ Yes. Designee's name and phone number ____ ____

Select a 5-digit Personal Identification Number (PIN) to use when talking to the IRS. ☐☐☐☐☐

☐ No.

Part 5: Sign here. You MUST complete both pages of Form 941 and SIGN it.

Under penalties of perjury, I declare that I have examined this return, including accompanying schedules and statements, and to the best of my knowledge and belief, it is true, correct, and complete. Declaration of preparer (other than taxpayer) is based on all information of which preparer has any knowledge.

X **Sign your name here** ____ Print your name here ____

Print your title here ____

Date ____ Best daytime phone ____

Paid Preparer Use Only Check if you are self-employed . . . ☐

Preparer's name ____ PTIN ____

Preparer's signature ____ Date ____

Firm's name (or yours if self-employed) ____ EIN ____

Address ____ Phone ____

City ____ State ____ ZIP code ____

Schedule B (Form 941):

960311

Report of Tax Liability for Semiweekly Schedule Depositors

(Rev. January 2017) Department of the Treasury — Internal Revenue Service

OMB No. 1545-0029

Employer identification number (EIN) 20-5778213

Name *(not your trade name)* NAVITAS UTILITY CORPORATION

Calendar year (Also check quarter)

Report for this Quarter... (Check one.)

- ☐ **1:** January, February, March
- ☐ **2:** April, May, June
- ☒ **3:** July, August, September
- ☐ **4:** October, November, December

Use this schedule to show your TAX LIABILITY for the quarter; don't use it to show your deposits. When you file this form with Form 941 or Form 941-SS, don't change your tax liability by adjustments reported on any Forms 941-X or 944-X. You must fill out this form and attach it to Form 941 or Form 941-SS if you're a semiweekly schedule depositor or became one because your accumulated tax liability on any day was $100,000 or more. Write your daily tax liability on the numbered space that corresponds to the date wages were paid. See Section 11 in Pub. 15 for details.

Month 1

1	0.00	9	0.00	17	0.00	25	8805.13
2	0.00	10	0.00	18	0.00	26	0.00
3	0.00	11	16923.09	19	0.00	27	0.00
4	0.00	12	0.00	20	0.00	28	0.00
5	0.00	13	43.13	21	0.00	29	0.00
6	0.00	14	0.00	22	0.00	30	0.00
7	0.00	15	0.00	23	0.00	31	0.00
8	0.00	16	0.00	24	0.00		

Tax liability for Month 1 25771.35

Month 2

1	0.00	9	0.00	17	0.00	25	0.00
2	0.00	10	0.00	18	0.00	26	0.00
3	0.00	11	0.00	19	0.00	27	0.00
4	0.00	12	0.00	20	0.00	28	0.00
5	0.00	13	0.00	21	0.00	29	0.00
6	0.00	14	0.00	22	8309.19	30	0.00
7	0.00	15	0.00	23	0.00	31	0.00
8	8702.67	16	0.00	24	0.00		

Tax liability for Month 2 17011.86

Month 3

1	0.00	9	0.00	17	0.00	25	0.00
2	0.00	10	0.00	18	0.00	26	0.00
3	0.00	11	0.00	19	8685.84	27	0.00
4	0.00	12	0.00	20	0.00	28	0.00
5	8963.42	13	0.00	21	0.00	29	0.00
6	0.00	14	0.00	22	0.00	30	0.00
7	0.00	15	0.00	23	0.00	31	0.00
8	0.00	16	0.00	24	0.00		

Tax liability for Month 3 17649.26

Fill in your total liability for the quarter (Month 1 + Month 2 + Month 3) ▶

Total must equal line 12 on Form 941 or Form 941-SS.

Total liability for the quarter 60432.47

CLIENT REFERENCE COPY

970114

Form **941 for 2018: Employer's QUARTERLY Federal Tax Return**
(Rev. January 2014) Department of the Treasury -- Internal Revenue Service

OMB No. 1545-0029

Report for this Quarter of 2018
(Check one.)

- ☐ **1:** January, February, March
- ☐ **2:** April, May, June
- ☐ **3:** July, August, September
- ☒ **4:** October, November, December

Instructions and prior year forms are available at www.irs.gov/form941.

Employer identification number (EIN) 205778213

Name (not your trade name) NAVITAS UTILITY CORPORATION

Trade name (if any)

Address 3186D AIRWAY AVE

COSTA MESA CA 92626

Foreign country name | Foreign province/county | Foreign postal code

Read the separate instructions before you complete Form 941. Type or print within the boxes.

Part 1: Answer these questions for this quarter.

1	**Number of employees who received wages, tips, or other compensation for the pay period including: Mar. 12 (Quarter 1), June 12 (Quarter 2), Sept. 12 (Quarter 3), or Dec. 12 (Quarter 4)**	1 32
2	**Wages, tips, and other compensation**	2 457,245.25
3	**Federal Income tax withheld from wages, tips, and other compensation**	3 45,099.36
4	**If no wages, tips, and other compensation are subject to social security or Medicare tax**	☐ **Check and go to line 6.**

		Column 1		Column 2
5a	**Taxable social security wages**	378,451.95	x .124 =	46,928.04
5b	**Taxable social security tips**	0.00	x .124 =	0.00
5c	**Taxable Medicare wages & tips**	476,402.25	x .029 =	13,815.68
5d	**Taxable wages & tips subject to Additional Medicare Tax withholding**	13,026.13	x .009 =	117.24

5e	**Add Column 2 from lines 5a, 5b, 5c, and 5d**	5e 60,860.96
5f	**Section 3121(q) Notice and Demand--Tax due on unreported tips** (see instructions)	5f
6	**Total taxes before adjustments.** Add lines 3, 5e, and 5f	6 105,960.32
7	**Current quarter's adjustment for fractions of cents**	7 0.00
8	**Current quarter's adjustment for sick pay**	8 0.00
9	**Current quarter's adjustments for tips and group-term life insurance**	9 0.00
10	**Total taxes after adjustments.** Combine lines 6 through 9	10 105,960.32
11	**Qualified small business payroll tax credit for increasing research activities.** Attach Form 8974	11
12	**Total taxes after adjustments and credits.** Subtract line 11 from line 10	12 0.00
13	**Total deposits for this quarter, including overpayment applied from a prior quarter and overpayments applied from Form 941-X, 941-X (PR), 944-X, or 944-X (SP) filed in the current quarter**	13 105,960.32
14	**Balance due.** If line 12 is more than line 13, enter the difference and see instructions	14 0.00
15	**Overpayment.** If line 13 is more than line 12, enter the difference 0.00	Check one: ☐ Apply to next return. ☐ Send a refund.

CLIENT COPY DO NOT FILE

▶ **You MUST complete both pages of Form 941 and SIGN it.**

Next ▶

For Privacy Act and Paperwork Reduction Act Notice, see the Payment Voucher.

Name (not your trade name)	Employer identification number (EIN)
NAVITAS UTILITY CORPORATION	205778213

Part 2: Tell us about your deposit schedule and tax liability for this quarter.

If you are unsure about whether you are a monthly schedule depositor or a semiweekly schedule depositor, see Pub. 15 (Circular E), section 11.

16 Check one:

☐ **Line 10 on this return is less than $2,500 or line 10 on the return for the prior quarter was less than $2,500, and you did not incur a $100,000 next-day deposit obligation during the current quarter.** If line 10 for the prior quarter was less than $2,500 but line 10 on this return is $100,000 or more, you must provide a record of your federal tax liability. If you are a monthly schedule depositor, complete the deposit schedule below; if you are a semiweekly schedule depositor, attach Schedule B (Form 941). Go to Part 3.

☐ **You were a monthly schedule depositor for the entire quarter.** Enter your tax liability for each month and total liability for the quarter, then go to Part 3.

Tax liability:	
Month 1	38,960.35
Month 2	35,571.60
Month 3	31,428.37
Total liability for quarter	105,960.32

Total must equal line 10.

☒ **You were a semiweekly schedule depositor for any part of this quarter.** Complete Schedule B (Form 941), Report of Tax Liability for Semiweekly Schedule Depositors, and attach it to Form 941.

Part 3: Tell us about your business. If a question does NOT apply to your business, leave it blank.

17 If your business has closed or you stopped paying wages ☐ Check here, and

enter the final date you paid wages ____.

18 If you are a seasonal employer and you do not have to file a return for every quarter of the year ☐ Check here.

Part 4: May we speak with your third-party designee?

Do you want to allow an employee, a paid tax preparer, or another person to discuss this return with the IRS? See instructions for details.

☐ Yes. Designee's name and phone number ____ ____

Select a 5-digit Personal Identification Number (PIN) to use when talking to the IRS. ____

☐ No.

Part 5: Sign here. You MUST complete both pages of Form 941 and SIGN it.

Under penalties of perjury, I declare that I have examined this return, including accompanying schedules and statements, and to the best of my knowledge and belief, it is true, correct, and complete. Declaration of preparer (other than taxpayer) is based on all information of which preparer has any knowledge.

Sign your name here ____ Print your name here ____

Print your title here ____

Date ____ Best daytime phone ____

Paid Preparer Use Only

Check if you are self-employed ☐

Preparer's name ____ PTIN ____

Preparer's signature ____ Date ____

Firm's name (or yours if self-employed) ____ EIN ____

Address ____ Phone ____

City ____ State ____ ZIP code ____

CLIENT COPY
DO NOT FILE

Schedule B (Form 941): Report of Tax Liability for Semiweekly Schedule Depositors

Department of the Treasury – Internal Revenue Service

CLIENT COPY DO NOT FILE

OMB No. 1545-0029 970311

Calendar Year 2018

Employer identification number 205778213

Name (not your trade name) NAVITAS UTILITY CORPORATION

Report for this Quarter

- [ ] **1:** January, February, March
- [ ] **2:** April, May, June
- [ ] **3:** July, August, September
- [X] **4:** October, November, December

Use this schedule to show your TAX LIABILITY for the quarter; DO NOT use it to show your deposits. When you file this form with Form 941 or Form 941-SS, DO NOT change your tax liability by adjustments reported on any Forms 941-X or 944-X. You must fill out this form and attach it to Form 941 or Form 941-SS if you are a semiweekly schedule depositor or became one because your accumulated tax liability on any day was $100,000 or more. Enter your daily tax liability on the numbered space that corresponds to the date wages were paid. See Section 11 in Pub. 15 (Circular E), Employer's Tax Guide, for details.

Month 1

1	7,209.36	9	0.00	17	8,356.42	25	0.00
2	0.00	10	0.00	18	0.00	26	0.00
3	8,460.65	11	0.00	19	0.00	27	0.00
4	0.00	12	0.00	20	0.00	28	0.00
5	0.00	13	0.00	21	0.00	29	0.00
6	0.00	14	0.00	22	0.00	30	0.00
7	0.00	15	6,694.25	23	0.00	31	8,239.67
8	0.00	16	0.00	24	0.00		

Tax liability for Month 1 38,960.35

Month 2

1	6,360.94	9	0.00	17	0.00	25	0.00
2	0.00	10	0.00	18	0.00	26	0.00
3	0.00	11	0.00	19	0.00	27	0.00
4	0.00	12	0.00	20	0.00	28	8,363.60
5	0.00	13	0.00	21	0.00	29	0.00
6	0.00	14	8,400.22	22	0.00	30	6,360.93
7	0.00	15	6,085.91	23	0.00	31	0.00
8	0.00	16	0.00	24	0.00		

Tax liability for Month 2 35,571.60

Month 3

1	0.00	9	0.00	17	0.00	25	0.00
2	0.00	10	0.00	18	0.00	26	9,682.22
3	0.00	11	0.00	19	0.00	27	0.00
4	0.00	12	8,501.50	20	0.00	28	0.00
5	0.00	13	0.00	21	0.00	29	0.00
6	0.00	14	6,123.57	22	0.00	30	0.00
7	0.00	15	0.00	23	0.00	31	7,121.08
8	0.00	16	0.00	24	0.00		

Tax liability for Month 3 31,428.37

Fill in your total liability for the quarter (Month 1 + Month 2 + Month 3) ▶

Total must equal line 10 on Form 941 or Form 941-SS.

Total liability for the quarter 105,960.32

Form **941 for 2018: Employer's QUARTERLY Federal Tax Return**
(Rev. January 2018) Department of the Treasury — Internal Revenue Service

950117
OMB No. 1545-0029

CLIENT REFERENCE COPY

Employer identification number (EIN): 20-5778213

Name (not your trade name): NAVITAS UTILITY CORPORATION

Trade name (if any): NUC - BI-WEEKLY

Address: 3186-D AIRWAY AVE
Number Street Suite or room number

COSTA MESA | CA | 92626
City State ZIP code

Foreign country name | Foreign province/county | Foreign postal code

Report for this Quarter of 2018 (Check one.)

- ☐ 1: January, February, March
- ☐ 2: April, May, June
- ☐ 3: July, August, September
- ☒ 4: October, November, December

Go to *www.irs.gov/Form941* for instructions and the latest information.

Read the separate instructions before you complete Form 941. Type or print within the boxes.

Part 1: Answer these questions for this quarter.

1	Number of employees who received wages, tips, or other compensation for the pay period including: *Mar. 12* (Quarter 1), *June 12* (Quarter 2), *Sept. 12* (Quarter 3), or *Dec. 12* (Quarter 4)	1	25
2	Wages, tips, and other compensation	2	238724.58
3	Federal income tax withheld from wages, tips, and other compensation	3	21580.91
4	If no wages, tips, and other compensation are subject to social security or Medicare tax ☐ Check and go to line 6.		

		Column 1		Column 2
5a	Taxable social security wages	251133.54	× 0.124 =	31140.56
5b	Taxable social security tips	0.00	× 0.124 =	0.00
5c	Taxable Medicare wages & tips	251133.54	× 0.029 =	7282.87
5d	Taxable wages & tips subject to Additional Medicare Tax withholding	0.00	× 0.009 =	0.00

5e	Add Column 2 from lines 5a, 5b, 5c, and 5d	5e	38423.43
5f	Section 3121(q) Notice and Demand—Tax due on unreported tips (see instructions)	5f	
6	Total taxes before adjustments. Add lines 3, 5e, and 5f	6	60004.34
7	Current quarter's adjustment for fractions of cents	7	-0.06
8	Current quarter's adjustment for sick pay	8	0.00
9	Current quarter's adjustments for tips and group-term life insurance	9	0.00
10	Total taxes after adjustments. Combine lines 6 through 9	10	60004.28
11	Qualified small business payroll tax credit for increasing research activities. Attach Form 8974	11	
12	Total taxes after adjustments and credits. Subtract line 11 from line 10	12	60004.28
13	Total deposits for this quarter, including overpayment applied from a prior quarter and overpayments applied from Form 941-X, 941-X (PR), 944-X, or 944-X (SP) filed in the current quarter	13	60004.35
14	Balance due. If line 12 is more than line 13, enter the difference and see instructions	14	0.00
15	Overpayment. If line 13 is more than line 12, enter the difference: 0.07 Check one: ☐ Apply to next return. ☐ Send a refund.		

► You MUST complete both pages of Form 941 and SIGN it.

Next ►

950217

Name *(not your trade name)*	Employer identification number (EIN)
NAVITAS UTILITY CORPORATION	20-5778213

Part 2: Tell us about your deposit schedule and tax liability for this quarter.

If you are unsure about whether you are a monthly schedule depositor or a semiweekly schedule depositor, see section 11 of Pub. 15.

16 **Check one:**

☐ **Line 12 on this return is less than $2,500 or line 12 on the return for the prior quarter was less than $2,500, and you didn't incur a $100,000 next-day deposit obligation during the current quarter.** If line 12 for the prior quarter was less than $2,500 but line 12 on this return is $100,000 or more, you must provide a record of your federal tax liability. If you are a monthly schedule depositor, complete the deposit schedule below; if you are a semiweekly schedule depositor, attach Schedule B (Form 941). Go to Part 3.

☐ **You were a monthly schedule depositor for the entire quarter.** Enter your tax liability for each month and total liability for the quarter, then go to Part 3.

Tax liability:	**Month 1**	
	Month 2	
	Month 3	
Total liability for quarter		**Total must equal line 12.**

☒ **You were a semiweekly schedule depositor for any part of this quarter.** Complete Schedule B (Form 941), Report of Tax Liability for Semiweekly Schedule Depositors, and attach it to Form 941.

Part 3: Tell us about your business. If a question does NOT apply to your business, leave it blank.

17 **If your business has closed or you stopped paying wages** . . . . . ☐ Check here, and enter the final date you paid wages

18 **If you are a seasonal employer and you don't have to file a return for every quarter of the year** . . ☐ Check here.

Part 4: May we speak with your third-party designee?

Do you want to allow an employee, a paid tax preparer, or another person to discuss this return with the IRS? See the instructions for details.

☐ Yes. Designee's name and phone number

Select a 5-digit Personal Identification Number (PIN) to use when talking to the IRS. ☐☐☐☐☐

☐ No.

Part 5: Sign here. You MUST complete both pages of Form 941 and SIGN it.

Under penalties of perjury, I declare that I have examined this return, including accompanying schedules and statements, and to the best of my knowledge and belief, it is true, correct, and complete. Declaration of preparer (other than taxpayer) is based on all information of which preparer has any knowledge.

X **Sign your name here**

Print your name here

Print your title here

Date

Best daytime phone

Paid Preparer Use Only

Check if you are self-employed . . . ☐

Preparer's name		PTIN	
Preparer's signature		Date	
Firm's name (or yours if self-employed)		EIN	
Address		Phone	
City	State	ZIP code	

Schedule B (Form 941):

960311

Report of Tax Liability for Semiweekly Schedule Depositors

(Rev. January 2017) Department of the Treasury — Internal Revenue Service

OMB No. 1545-0029

Employer identification number (EIN): 20-5778213

Name *(not your trade name)*: NAVITAS UTILITY CORPORATION

Calendar year: (Also check quarter)

Report for this Quarter... (Check one.)

- ☐ **1:** January, February, March
- ☐ **2:** April, May, June
- ☐ **3:** July, August, September
- ☒ **4:** October, November, December

Use this schedule to show your TAX LIABILITY for the quarter; don't use it to show your deposits. When you file this form with Form 941 or Form 941-SS, don't change your tax liability by adjustments reported on any Forms 941-X or 944-X. You must fill out this form and attach it to Form 941 or Form 941-SS if you're a semiweekly schedule depositor or became one because your accumulated tax liability on any day was $100,000 or more. Write your daily tax liability on the numbered space that corresponds to the date wages were paid. See Section 11 in Pub. 15 for details.

Month 1

1	0.00	9	0.00	17	8356.42	25	0.00
2	0.00	10	0.00	18	0.00	26	0.00
3	8460.65	11	0.00	19	0.00	27	0.00
4	0.00	12	0.00	20	0.00	28	0.00
5	0.00	13	0.00	21	0.00	29	0.00
6	0.00	14	0.00	22	0.00	30	0.00
7	0.00	15	0.00	23	0.00	31	8239.67
8	0.00	16	0.00	24	0.00		

Tax liability for Month 1 25056.74

Month 2

1	0.00	9	0.00	17	0.00	25	0.00
2	0.00	10	0.00	18	0.00	26	0.00
3	0.00	11	0.00	19	0.00	27	0.00
4	0.00	12	0.00	20	0.00	28	8363.60
5	0.00	13	0.00	21	0.00	29	0.00
6	0.00	14	8400.22	22	0.00	30	0.00
7	0.00	15	0.00	23	0.00	31	0.00
8	0.00	16	0.00	24	0.00		

Tax liability for Month 2 16763.82

Month 3

1	0.00	9	0.00	17	0.00	25	0.00
2	0.00	10	0.00	18	0.00	26	9682.22
3	0.00	11	0.00	19	0.00	27	0.00
4	0.00	12	8501.50	20	0.00	28	0.00
5	0.00	13	0.00	21	0.00	29	0.00
6	0.00	14	0.00	22	0.00	30	0.00
7	0.00	15	0.00	23	0.00	31	0.00
8	0.00	16	0.00	24	0.00		

Tax liability for Month 3 18183.72

Fill in your total liability for the quarter (Month 1 + Month 2 + Month 3) ▶

Total must equal line 12 on Form 941 or Form 941-SS.

Total liability for the quarter 60004.28

CLIENT REFERENCE COPY

ITEM 47(e)

850113

Form 940 for 2017: Employer's Annual Federal Unemployment (FUTA) Tax Return

Department of the Treasury - Internal Revenue Service

OMB No. 1545-0028

Employer identification number (EIN): 20-5778213

Name (not your trade name): NAVITAS UTILITY CORPORATION

Trade name (if any):

Address: 3186-D AIRWAY AVE

Number Street | Suite or room number

COSTA MESA | CA | 92626

City | State | ZIP code

Foreign country name | Foreign province/county | Foreign postal code

Type of Return (Check all that apply.)

- [ ] a. Amended
- [ ] b. Successor employer
- [ ] c. No payments to employees in 2017
- [ ] d. Final: Business closed or stopped paying wages

Go to *www.irs.gov/Form940* for instructions and the latest information.

Read the separate instructions before you complete this form. Please type or print within the boxes.

Part 1: Tell us about your return. If any line does NOT apply, leave it blank. See instructions before completing Part 1.

1a If you had to pay state unemployment tax in one state only, enter the state abbreviation . 1a [ ] [ ] Check here.

1b If you had to pay state unemployment tax in more than one state, you are a multi-state employer . . . . . 1b [X] Complete Schedule A (Form 940).

2 If you paid wages in a state that is subject to CREDIT REDUCTION . . . . . 2 [X] Check here. Complete Schedule A (Form 940).

Part 2: Determine your FUTA tax before adjustments. If any line does NOT apply, leave it blank.

3 Total payments to all employees 3 1753355.42

4 Payments exempt from FUTA tax. 4 49935.26

Check all that apply: 4a [X] Fringe benefits; 4b [ ] Group term life insurance; 4c [X] Retirement/Pension; 4d [ ] Dependent care; 4e [ ] Other

5 Total of payments made to each employee in excess of $7,000 . . . . . 5 1449835.16

6 Subtotal (line 4 + line 5 = line 6) 6 1499770.42

7 Total taxable FUTA wages (line 3 - line 6 = line 7) (see instructions) 7 253585.00

8 FUTA tax before adjustments (line 7 x 0.006 = line 8). 8 1521.51

Part 3: Determine your adjustments. If any line does NOT apply, leave it blank.

9 If ALL of the taxable FUTA wages you paid were excluded from state unemployment tax, multiply line 7 by 0.054 (line 7 X 0.054 = line 9). Go to line 12 . . . . . 9 .

10 If SOME of the taxable FUTA wages you paid were excluded from state unemployment tax, OR you paid ANY state unemployment tax late (after the due date for filing Form 940), complete the worksheet in the instructions. Enter the amount from line 7 of the worksheet . . . 10 .

11 If credit reduction applies, enter the total from Schedule A (Form 940) 11 1029.00

Part 4: Determine your FUTA tax and balance due or overpayment. If any line does NOT apply, leave it blank.

12 Total FUTA tax after adjustments (lines 8 + 9 + 10 + 11 = line 12) 12 2550.51

13 FUTA tax deposited for the year, including any overpayment applied from a prior year 13 2550.51

14 Balance due If line 12 is more than line 13, enter the excess on line 14.
- If line 14 is more than $500, you must deposit your tax.
- If line 14 is $500 or less, you may pay with this return. See instructions . . . . . 14 .

15 Overpayment If line 13 is more than line 12, enter the excess on line 15 and check a box below . . . . . 15 .

► You **MUST** complete both pages of this form and **SIGN** it. Check one: [ ] Apply to next return. [ ] Send a refund.

Next ➡

For Privacy Act and Paperwork Reduction Act Notice, see the back of the Payment Voucher. Cat. No. 11234O Form **940** (2017)

Name *(not your trade name)* NAVITAS UTILITY CORPORATION

Employer identification number (EIN) 20-5778213

Part 5: Report your FUTA tax liability by quarter only if line 12 is more than $500. If not, go to Part 6.

16 **Report the amount of your FUTA tax liability for each quarter; do NOT enter the amount you deposited. If you had no liability for a quarter, leave the line blank.**

16a	**1st quarter** (January 1 - March 31)	1366.80
16b	**2nd quarter** (April 1 - June 30)	65.25
16c	**3rd quarter** (July 1 - September 30)	46.56
16d	**4th quarter** (October 1 - December 31)	1071.90
17	**Total tax liability for the year** (lines 16a + 16b + 16c + 16d – line 17)	2550.51

Total must equal line 12.

Part 6: May we speak with your third-party designee?

Do you want to allow an employee, a paid tax preparer, or another person to discuss this return with the IRS? See the instructions for details.

☐ **Yes.** Designee's name and phone number ( ) -

Select a 5-digit Personal Identification Number (PIN) to use when talking to IRS ☐☐☐☐☐

☐ **No.**

Part 7: Sign here. You MUST complete both pages of this form and SIGN it.

Under penalties of perjury, I declare that I have examined this return, including accompanying schedules and statements, and to the best of my knowledge and belief, it is true, correct, and complete, and that no part of any payment made to a state unemployment fund claimed as a credit was, or is to be, deducted from the payments made to employees. Declaration of preparer (other than taxpayer) is based on all information of which preparer has any knowledge.

X **Sign your name here**

Print your name here: REFERENCE COPY PREPARED

Print your title here: BY PAYCHEX. DO NOT FILE

Date

Best daytime phone

Paid preparer use only Check if you are self-employed ☐

Preparer's name PTIN

Preparer's signature Date / /

Firm's name (or yours if self-employed) EIN

Address Phone ( ) -

City State ZIP code

860312

Schedule A (Form 940) for 2017:

Multi-State Employer and Credit Reduction Information

Department of the Treasury - Internal Revenue Service

OMB No. 1545-0028

See the Instructions on page 2. File this schedule with Form 940.

Employer identification number (EIN) 20-5778213

Name *(not your trade name)* NAVITAS UTILITY CORPORATION

Place an "X" in the box of EVERY state in which you had to pay state unemployment tax this year. For each state with a credit reduction rate greater than zero, enter the FUTA taxable wages, multiply by the reduction rate, and enter the credit reduction amount. Don't include in the ***FUTA Taxable Wages*** box wages that were excluded from state unemployment tax (see the instructions for Step 2). If any states do not apply to you, leave them blank.

Postal Abbreviation	FUTA Taxable Wages	Reduction Rate	Credit Reduction	Postal Abbreviation	FUTA Taxable Wages	Reduction Rate	Credit Reduction
☐ AK	.	x 0.000	.	☐ NC	.	x 0.000	.
☐ AL	.	x 0.000	.	☐ ND	.	x 0.000	.
☐ AR	.	x 0.000	.	☐ NE	.	x 0.000	.
☐ AZ	.	x 0.000	.	☐ NH	.	x 0.000	.
☒ CA	49000.00	x 0.021	1029.00	☐ NJ	.	x 0.000	.
☐ CO	.	x 0.000	.	☐ NM	.	x 0.000	.
☐ CT	.	x 0.000	.	☐ NV	.	x 0.000	.
☐ DC	.	x 0.000	.	☐ NY	.	x 0.000	.
☐ DE	.	x 0.000	.	☐ OH	.	x 0.000	.
☐ FL	.	x 0.000	.	☒ OK	.	x 0.000	.
☐ GA	.	x 0.000	.	☐ OR	.	x 0.000	.
☐ HI	.	x 0.000	.	☐ PA	.	x 0.000	.
☐ IA	.	x 0.000	.	☐ RI	.	x 0.000	.
☐ ID	.	x 0.000	.	☐ SC	.	x 0.000	.
☐ IL	.	x 0.000	.	☐ SD	.	x 0.000	.
☐ IN	.	x 0.000	.	☒ TN	.	x 0.000	.
☐ KS	.	x 0.000	.	☐ TX	.	x 0.000	.
☐ KY	.	x 0.000	.	☐ UT	.	x 0.000	.
☐ LA	.	x 0.000	.	☐ VA	.	x 0.000	.
☐ MA	.	x 0.000	.	☐ VT	.	x 0.000	.
☐ MD	.	x 0.000	.	☐ WA	.	x 0.000	.
☐ ME	.	x 0.000	.	☐ WI	.	x 0.000	.
☐ MI	.	x 0.000	.	☐ WV	.	x 0.000	.
☐ MN	.	x 0.000	.	☐ WY	.	x 0.000	.
☐ MO	.	x 0.000	.	☐ PR	.	x 0.000	.
☐ MS	.	x 0.000	.	☐ VI	.	x 0.021	.
☐ MT	.	x 0.000	.				

Total Credit Reduction. Add all amounts shown in the *Credit Reduction* boxes. Enter the total here and on Form 940, line 11 . . . . . 1029.00

Form **940 for 2018: Employer's Annual Federal Unemployment (FUTA) Tax Return**

Department of the Treasury — Internal Revenue Service

850113

OMB No. 1545-0028

CLIENT REFERENCE COPY

Employer identification number (EIN) 20 – 5778213

Name *(not your trade name)* NAVITAS UTILITY CORPORATION

Trade name *(if any)* NAVITAS UTILITY CORPORATION

Address 3186-D AIRWAY AVE
Number Street Suite or room number

COSTA MESA | CA | 92626
City | State | ZIP code

Foreign country name | Foreign province/county | Foreign postal code

Type of Return (Check all that apply.)

- ☐ **a.** Amended
- ☐ **b.** Successor employer
- ☐ **c.** No payments to employees in 2018
- ☐ **d.** Final: Business closed or stopped paying wages

Go to *www.irs.gov/Form940* for instructions and the latest information.

Read the separate instructions before you complete this form. Please type or print within the boxes.

Part 1: Tell us about your return. If any line does NOT apply, leave it blank. See instructions before completing Part 1.

1a **If you had to pay state unemployment tax in one state only, enter the state abbreviation** . 1a

1b **If you had to pay state unemployment tax in more than one state, you are a multi-state employer** . . . . . 1b ☒ Check here. Complete Schedule A (Form 940).

2 **If you paid wages in a state that is subject to CREDIT REDUCTION** . . . . . 2 ☐ Check here. Complete Schedule A (Form 940).

Part 2: Determine your FUTA tax before adjustments. If any line does NOT apply, leave it blank.

3 **Total payments to all employees** 3 751543.14

4 **Payments exempt from FUTA tax** 4 2834.44

Check all that apply: 4a ☐ Fringe benefits 4b ☐ Group-term life insurance 4c ☐ Retirement/Pension 4d ☐ Dependent care 4e ☐ Other

5 **Total of payments made to each employee in excess of $7,000** 5 692708.70

6 **Subtotal** (line 4 + line 5 = line 6) 6 695543.14

7 **Total taxable FUTA wages** (line 3 – line 6 = line 7). See instructions 7 56000.00

8 **FUTA tax before adjustments** (line 7 x 0.006 = line 8) 8 336.00

Part 3: Determine your adjustments. If any line does NOT apply, leave it blank.

9 **If ALL of the taxable FUTA wages you paid were excluded from state unemployment tax, multiply line 7 by 0.054** (line 7 × 0.054 = line 9). Go to line 12 9

10 **If SOME of the taxable FUTA wages you paid were excluded from state unemployment tax, OR you paid ANY state unemployment tax late** (after the due date for filing Form 940), complete the worksheet in the instructions. Enter the amount from line 7 of the worksheet . . 10

11 **If credit reduction applies,** enter the total from Schedule A (Form 940) 11 0

Part 4: Determine your FUTA tax and balance due or overpayment. If any line does NOT apply, leave it blank.

12 **Total FUTA tax after adjustments** (lines 8 + 9 + 10 + 11 = line 12) 12 336.00

13 **FUTA tax deposited for the year, including any overpayment applied from a prior year** . 13

14 **Balance due.** If line 12 is more than line 13, enter the excess on line 14.
- If line 14 is more than $500, you must deposit your tax.
- If line 14 is $500 or less, you may pay with this return. See instructions 14 336.00

15 **Overpayment.** If line 13 is more than line 12, enter the excess on line 15 and check a box below 15

► You **MUST** complete both pages of this form and **SIGN** it. Check one: ☐ Apply to next return. ☐ Send a refund.

Next ►

Schedule A (Form 940) for 2018:

860312

Multi-State Employer and Credit Reduction Information

Department of the Treasury — Internal Revenue Service

OMB No. 1545-0028

See the instructions on page 2. File this schedule with Form 940.

Employer identification number (EIN) 20-5778213

Name *(not your trade name)* NAVITAS UTILITY CORPORATION

Place an "X" in the box of EVERY state in which you had to pay state unemployment tax this year. For each state with a credit reduction rate greater than zero, enter the FUTA taxable wages, multiply by the reduction rate, and enter the credit reduction amount. Don't include in the *FUTA Taxable Wages* box wages that were excluded from state unemployment tax (see the instructions for Step 2). If any states don't apply to you, leave them blank.

Postal Abbreviation	FUTA Taxable Wages	Reduction Rate	Credit Reduction	Postal Abbreviation	FUTA Taxable Wages	Reduction Rate	Credit Reduction
☐ AK		× 0.000	0.00	☐ NC		× 0.000	0.00
☐ AL		× 0.000	0.00	☐ ND		× 0.000	0.00
☐ AR		× 0.000	0.00	☐ NE		× 0.000	0.00
☐ AZ		× 0.000	0.00	☐ NH		× 0.000	0.00
☒ CA		× 0.000	0.00	☐ NJ		× 0.000	0.00
☐ CO		× 0.000	0.00	☐ NM		× 0.000	0.00
☐ CT		× 0.000	0.00	☐ NV		× 0.000	0.00
☐ DC		× 0.000	0.00	☐ NY		× 0.000	0.00
☐ DE		× 0.000	0.00	☐ OH		× 0.000	0.00
☐ FL		× 0.000	0.00	☒ OK		× 0.000	0.00
☐ GA		× 0.000	0.00	☐ OR		× 0.000	0.00
☐ HI		× 0.000	0.00	☐ PA		× 0.000	0.00
☐ IA		× 0.000	0.00	☐ RI		× 0.000	0.00
☐ ID		× 0.000	0.00	☐ SC		× 0.000	0.00
☐ IL		× 0.000	0.00	☐ SD		× 0.000	0.00
☐ IN		× 0.000	0.00	☐ TN		× 0.000	0.00
☒ KS		× 0.000	0.00	☐ TX		× 0.000	0.00
☐ KY		× 0.000	0.00	☐ UT		× 0.000	0.00
☐ LA		× 0.000	0.00	☐ VA		× 0.000	0.00
☐ MA		× 0.000	0.00	☐ VT		× 0.000	0.00
☐ MD		× 0.000	0.00	☐ WA		× 0.000	0.00
☐ ME		× 0.000	0.00	☐ WI		× 0.000	0.00
☐ MI		× 0.000	0.00	☐ WV		× 0.000	0.00
☐ MN		× 0.000	0.00	☐ WY		× 0.000	0.00
☐ MO		× 0.000	0.00	☐ PR		× 0.000	0.00
☐ MS		× 0.000	0.00	☐ VI		× 0.000	0.00
☐ MT		× 0.000	0.00				

Total Credit Reduction. Add all amounts shown in the *Credit Reduction* boxes. Enter the total here and on Form 940, line 11 . . . . . .

CLIENT REFERENCE COPY

Form 940-V, Payment Voucher

Purpose of Form

Complete Form 940-V if you're making a payment with Form 940. We will use the completed voucher to credit your payment more promptly and accurately, and to improve our service to you.

Making Payments With Form 940

To avoid a penalty, make your payment with your 2018 Form 940 **only if** your FUTA tax for the fourth quarter (plus any undeposited amounts from earlier quarters) is $500 or less. If your total FUTA tax after adjustments (Form 940, line 12) is more than $500, you must make deposits by electronic funds transfer. See *When Must You Deposit Your FUTA Tax?* in the Instructions for Form 940. Also see sections 11 and 14 of Pub. 15 for more information about deposits.

CAUTION *Use Form 940-V when making any payment with Form 940. However, if you pay an amount with Form 940 that should've been deposited, you may be subject to a penalty. See* Deposit Penalties *in section 11 of Pub. 15.*

Specific Instructions

Box 1—Employer Identification Number (EIN). If you don't have an EIN, you may apply for one online by visiting the IRS website at *www.irs.gov/EIN*. You may also apply for an EIN by faxing or mailing Form SS-4 to the IRS. If you haven't received your EIN by the due date of Form 940, write "Applied For" and the date you applied in this entry space.

Box 2—Amount paid. Enter the amount paid with Form 940.

Box 3—Name and address. Enter your name and address as shown on Form 940.

- Enclose your check or money order made payable to "United States Treasury." Be sure to enter your EIN, "Form 940," and "2018" on your check or money order. Don't send cash. Don't staple Form 940-V or your payment to Form 940 (or to each other).
- Detach Form 940-V and send it with your payment and Form 940 to the address provided in the Instructions for Form 940.

Note: You must also complete the entity information above Part 1 on Form 940.

CLIENT REFERENCE COPY

▼ **Detach Here and Mail With Your Payment and Form 940.** ▼

Form **940-V**
Department of the Treasury
Internal Revenue Service

Payment Voucher

▶ **Don't staple or attach this voucher to your payment.**

OMB No. 1545-0028
2018

1 Enter your employer identification number (EIN).

2 **Enter the amount of your payment.** ▶
Make your check or money order payable to **"United States Treasury"**

Dollars | Cents

3 Enter your business name (individual name if sole proprietor).

Enter your address.

Enter your city, state, and ZIP code or your city, foreign country name, foreign province/county, and foreign postal code.

Form **940 for 2018: Employer's Annual Federal Unemployment (FUTA) Tax Return**

Department of the Treasury — Internal Revenue Service

850113

OMB No. 1545-0028

Employer identification number (EIN) 20-5778213

Name *(not your trade name)* NAVITAS UTILITY CORPORATION

Trade name *(if any)* NUC - BI-WEEKLY

Address 3186-D AIRWAY AVE

Number Street Suite or room number

COSTA MESA | CA | 92626

City State ZIP code

Foreign country name | Foreign province/county | Foreign postal code

Type of Return (Check all that apply.)

- ☐ **a.** Amended
- ☐ **b.** Successor employer
- ☐ **c.** No payments to employees in 2018
- ☐ **d.** Final: Business closed or stopped paying wages

Go to *www.irs.gov/Form940* for instructions and the latest information.

Read the separate instructions before you complete this form. Please type or print within the boxes.

Part 1: Tell us about your return. If any line does NOT apply, leave it blank. See instructions before completing Part 1.

1a If you had to pay state unemployment tax in one state only, enter the state abbreviation . 1a

1b If you had to pay state unemployment tax in more than one state, you are a multi-state employer . . . 1b ☒ Check here. Complete Schedule A (Form 940).

2 If you paid wages in a state that is subject to CREDIT REDUCTION . . . 2 ☐ Check here. Complete Schedule A (Form 940).

Part 2: Determine your FUTA tax before adjustments. If any line does NOT apply, leave it blank.

3 Total payments to all employees . . . 3 948164.15

4 Payments exempt from FUTA tax . . . 4 1115.40

Check all that apply: 4a ☐ Fringe benefits 4b ☐ Group-term life insurance 4c ☐ Retirement/Pension 4d ☐ Dependent care 4e ☐ Other

5 Total of payments made to each employee in excess of $7,000 . . . 5 743756.23

6 Subtotal (line 4 + line 5 = line 6) . . . 6 744871.63

7 Total taxable FUTA wages (line 3 – line 6 = line 7). See instructions . . . 7 203292.52

8 FUTA tax before adjustments (line 7 x 0.006 = line 8) . . . 8 1219.76

Part 3: Determine your adjustments. If any line does NOT apply, leave it blank.

9 If ALL of the taxable FUTA wages you paid were excluded from state unemployment tax, multiply line 7 by 0.054 (line 7 × 0.054 = line 9). Go to line 12 . . . 9

10 If SOME of the taxable FUTA wages you paid were excluded from state unemployment tax, OR you paid ANY state unemployment tax late (after the due date for filing Form 940), complete the worksheet in the instructions. Enter the amount from line 7 of the worksheet . . 10

11 If credit reduction applies, enter the total from Schedule A (Form 940) . . . 11 0

Part 4: Determine your FUTA tax and balance due or overpayment. If any line does NOT apply, leave it blank.

12 Total FUTA tax after adjustments (lines 8 + 9 + 10 + 11 = line 12) . . . 12 1219.76

13 FUTA tax deposited for the year, including any overpayment applied from a prior year . 13

14 Balance due. If line 12 is more than line 13, enter the excess on line 14.
- If line 14 is more than $500, you must deposit your tax.
- If line 14 is $500 or less, you may pay with this return. See instructions . . . 14 1219.76

15 Overpayment. If line 13 is more than line 12, enter the excess on line 15 and check a box below 15

▶ You **MUST** complete both pages of this form and **SIGN** it. Check one: ☐ Apply to next return. ☐ Send a refund.

Next ▶

CLIENT REFERENCE COPY

Schedule A (Form 940) for 2018:

860312

Multi-State Employer and Credit Reduction Information

Department of the Treasury — Internal Revenue Service

OMB No. 1545-0028

See the instructions on page 2. File this schedule with Form 940.

Employer identification number (EIN) 20-5778213

Name *(not your trade name)* NAVITAS UTILITY CORPORATION

Place an "X" in the box of EVERY state in which you had to pay state unemployment tax this year. For each state with a credit reduction rate greater than zero, enter the FUTA taxable wages, multiply by the reduction rate, and enter the credit reduction amount. Don't include in the *FUTA Taxable Wages* box wages that were excluded from state unemployment tax (see the instructions for Step 2). If any states don't apply to you, leave them blank.

Postal Abbreviation	FUTA Taxable Wages	Reduction Rate	Credit Reduction	Postal Abbreviation	FUTA Taxable Wages	Reduction Rate	Credit Reduction
☐ AK		× 0.000	0.00	☐ NC		× 0.000	0.00
☐ AL		× 0.000	0.00	☐ ND		× 0.000	0.00
☐ AR		× 0.000	0.00	☐ NE		× 0.000	0.00
☐ AZ		× 0.000	0.00	☐ NH		× 0.000	0.00
☒ CA		× 0.000	0.00	☐ NJ		× 0.000	0.00
☐ CO		× 0.000	0.00	☐ NM		× 0.000	0.00
☐ CT		× 0.000	0.00	☐ NV		× 0.000	0.00
☐ DC		× 0.000	0.00	☐ NY		× 0.000	0.00
☐ DE		× 0.000	0.00	☐ OH		× 0.000	0.00
☐ FL		× 0.000	0.00	☒ OK		× 0.000	0.00
☐ GA		× 0.000	0.00	☐ OR		× 0.000	0.00
☐ HI		× 0.000	0.00	☐ PA		× 0.000	0.00
☐ IA		× 0.000	0.00	☐ RI		× 0.000	0.00
☐ ID		× 0.000	0.00	☐ SC		× 0.000	0.00
☐ IL		× 0.000	0.00	☐ SD		× 0.000	0.00
☐ IN		× 0.000	0.00	☒ TN		× 0.000	0.00
☐ KS		× 0.000	0.00	☐ TX		× 0.000	0.00
☐ KY		× 0.000	0.00	☐ UT		× 0.000	0.00
☐ LA		× 0.000	0.00	☐ VA		× 0.000	0.00
☐ MA		× 0.000	0.00	☐ VT		× 0.000	0.00
☐ MD		× 0.000	0.00	☐ WA		× 0.000	0.00
☐ ME		× 0.000	0.00	☐ WI		× 0.000	0.00
☐ MI		× 0.000	0.00	☐ WV		× 0.000	0.00
☐ MN		× 0.000	0.00	☐ WY		× 0.000	0.00
☐ MO		× 0.000	0.00	☐ PR		× 0.000	0.00
☐ MS		× 0.000	0.00	☐ VI		× 0.000	0.00
☐ MT		× 0.000	0.00				

Total Credit Reduction. Add all amounts shown in the *Credit Reduction* boxes. Enter the total here and on Form 940, line 11 . . . . . .

CLIENT REFERENCE COPY

ITEM 47(f)

TN DEPT OF LABOR AND WORKFORCE DEVELOPMENT
EMPLOYMENT SECURITY DIVISION
EMPLOYER ACCOUNTS OPERATIONS
P.O. BOX 101
NASHVILLE TN 37202-0101
(615) 741-2486

1000

EMPLOYER NAME AND ADDRESS

NAVITAS UTILITY CORPORATION
3186-D AIRWAY AVE
COSTA MESA CA 92626

Show any address change above. See Reverse Side for instructions.

TENNESSEE DEPARTMENT OF LABOR AND WORKFORCE DEVELOPMENT PREMIUM REPORT
EMPLOYMENT SECURITY DIVISION / BUREAU OF UNEMPLOYMENT INSURANCE

STATE ACCOUNT NUMBER	QTR/YEAR	QTR END DATE	DATE DUE	FEDERAL ID NUMBER	RATE	AREA
0733-893 5	1-2017	03-31-2017	04-30-2017	20-5778213	0.5000	

Number of covered workers who worked during or received pay for the payroll period which includes the 12th of the month

1st month	2nd month	3rd month
1	1	1

FOR OFFICE USE ONLY
DR

TC

If typed, disregard verticle bars and type a consecutive string of characters, without commas, hyphens, or dollar signs, left justified, with decimal in monetary amount. For proper alignment, center Total Wages vertically within boxes and double space for each remaining line of data. If handprinted, print your characters as shown below, within the boxes, right justified and without commas, hyphens, dollar signs, or decimals. Follow the example below of $123456789.00 to show dollars and cents. Always show cents.

123456789.00

1 2 3 4 5 6 7 8 9 0 0

NW Route

1000

1.	TOTAL WAGES	12768.27
2.	LESS EXCESS WAGES	4768.27
3.	NET TAXABLE WAGES (ITEM 1 *minus* ITEM 2)	8000.00
4.	PREMIUM DUE	40.00
	0.0050	
5.	INTEREST DUE	
6.	NO LONGER VALID	
7.	NO LONGER VALID	
8.	PENALTY DUE	
	OUTSTANDING DEBIT OR CREDIT	0.00
10.	TOTAL DUE	40.00
	TNUI0009	

11. I certify that the information on this report is true and correct.

Signature **REFERENCE COPY PREPARED BY PAYCHEX**

Title **DO NOT FILE**

Date

Phone No.

FAX No.

Make check payable to: *Tennessee Department of Labor and Workforce Development* and mail origin reports (NO PHOTOCOPIES) to the return address abc

RDA 24

FOR OFFICE USE ONLY

LB-0456 (REV. 08-13)

0733-893

TENNESSEE DEPARTMENT OF LABOR AND WORKFORCE DEVELOPMENT WAGE REPORT
EMPLOYMENT SECURITY DIVISION / BUREAU OF UNEMPLOYMENT INSURANCE TNUI0009

STATE ACCOUNT NUMBER	QTR/YEAR	QTR END DATE	FEDERAL ID NUMBER	AREA
0733-893 5	1-2017	03-31-2017	20-5778213	

MAGNETIC MEDIA

1100

1100

EMPLOYER NAME

NAVITAS UTILITY CORPORATION
NAVITAS UTILITY CORPORATION

If typed, disregard verticle bars and type a consecutive string of characters, without commas, hyphens, or dollar signs, left justified, with decimal in monetary amount, as shown below. For proper alignment, center first line of wage data vertically within boxes and double space for each remaining line of data. See reverse side of Premium Report for other instructions.

000000001 J C SMITH 6159.00

If handprinted, print your characters in capital letters as shown below, within the boxes, right justified and without commas, hyphens, dollar signs, or decimals. Print characters as shown in boxes below the example. Follow the example below of $6159.00 to show dollars and cents. Always show cents.

000000001 J C SMITH 6159 00

1 2 3 4 5 6 7 8 9 0 A B C D E F G H I J K L M N O P Q R S T U V W X Y Z

SUBMIT ORIGINALS ONLY. PLEASE DO NOT COPY THIS FORM.

TOTAL WAGES

I certify that the information on this report is true and correct.

Signature *REFERENCE COPY PREPARED BY PAYCHEX*

Title *DO NOT FILE*

12768.27

Date _____ Phone # _____

TOTAL WAGES PAID THIS QTR

SOCIAL SECURITY NUMBER **FI** **MI** **LAST NAME**

TOTAL WAGE ITEMS THIS REPORT FILED ON CD/DISKETTE TOTAL WAGES THIS PAGE

X

LB 0851 (REV 01/07) 0000 0000001 TN TAXPAY® 17081 RDA

TENNESSEE DEPARTMENT OF LABOR AND WORKFORCE DEVELOPMENT WAGE REPORT CONTINUANCE

TNUI0009

QTR/YEAR	STATE ACCOUNT NUMBER
1-2017	0733-893 5

XXXXX3118	J	L	WALKER	12768.27

TOTAL WAGES THIS PAGE

12768.27

ES-0318B

0080-0880B891 TN TAXPAY® 17091

RDA 2438

TN DEPT OF LABOR AND WORKFORCE DEVELOPMENT
EMPLOYMENT SECURITY DIVISION
EMPLOYER ACCOUNTS OPERATIONS
P.O. BOX 101
NASHVILLE TN 37202-0101
(615) 741-2486

1000

EMPLOYER NAME AND ADDRESS

NAVITAS UTILITY CORPORATION
3186-D AIRWAY AVE
COSTA MESA CA 92626

Show any address change above. See Reverse Side for instructions.

TENNESSEE DEPARTMENT OF LABOR AND WORKFORCE DEVELOPMENT PREMIUM REPORT
EMPLOYMENT SECURITY DIVISION / BUREAU OF UNEMPLOYMENT INSURANCE

STATE ACCOUNT NUMBER	QTR/YEAR	QTR END DATE	DATE DUE	FEDERAL ID NUMBER	RATE	AREA
0733-893 5	2-2017	06-30-2017	07-31-2017	20-5778213	0.5000	

Number of covered workers who worked during or received pay for the payroll period which includes the 12th of the month

1st month	2nd month	3rd month
1	1	1

FOR OFFICE USE ONLY
DR

TC

If typed, disregard verticle bars and type a consecutive string of characters, without commas, hyphens, or dollar signs, left justified, with decimal in monetary amount. For proper alignment, center Total Wages vertically within boxes and double space for each remaining line of data. If handprinted, print your characters as shown below, within the boxes, right justified and without commas, hyphens, dollar signs, or decimals. Follow the example below of $123456789.00 to show dollars and cents. Always show cents.

123456789.00

1 2 3 4 5 6 7 8 9 00

NW Route

1000

1.	TOTAL WAGES	14429.53
2.	LESS EXCESS WAGES	14429.53
3.	NET TAXABLE WAGES (ITEM 1 *minus* ITEM 2)	0.00
4.	PREMIUM DUE	0.00
	0.0050	
5.	INTEREST DUE	
6.	NO LONGER VALID	
7.	NO LONGER VALID	
8.	PENALTY DUE	
	OUTSTANDING DEBIT OR CREDIT	0.00
10.	TOTAL DUE	0.00
	TNUI0009	

11. I certify that the information on this report is true and correct.

Signature **REFERENCE COPY PREPARED BY PAYCHEX**

Title **DO NOT FILE**

Date _____

Phone No. _____

FAX No. _____

Make check payable to: *Tennessee Department of Labor and Workforce Development* and mail origin reports (NO PHOTOCOPIES) to the return address abc

FOR OFFICE USE ONLY

LB-0456 (REV. 08-13) 1.71.A2 TAXPAY ©

RDA 24

0733-893

TENNESSEE DEPARTMENT OF LABOR AND WORKFORCE DEVELOPMENT WAGE REPORT
EMPLOYMENT SECURITY DIVISION / BUREAU OF UNEMPLOYMENT INSURANCE TNUI0009

STATE ACCOUNT NUMBER	QTR/YEAR	QTR END DATE	FEDERAL ID NUMBER	AREA
0733-893 5	2-2017	06-30-2017	20-5778213	

MAGNETIC MEDIA

1100

EMPLOYER NAME

NAVITAS UTILITY CORPORATION
NAVITAS UTILITY CORPORATION

If typed, disregard verticle bars and type a consecutive string of characters, without commas, hyphens, or dollar signs, left justified, with decimal in monetary amount, as shown below. For proper alignment, center first line of wage data vertically within boxes and double space for each remaining line of data. See reverse side of Premium Report for other instructions.

000000001 J C SMITH 6159.00

If handprinted, print your characters in capital letters as shown below, within the boxes, right justified and without commas, hyphens, dollar signs, or decimals. Print characters as shown in boxes below the example. Follow the example below of $6159.00 to show dollars and cents. Always show cents.

000000001 J C SMI TH 6159 00

1	2	3	4	5	6	7	8	9	0

A	B	C	D	E	F	G	H	I	J	K	L	M	N	O	P	Q	R	S	T	U	V	W	X	Y	Z

SUBMIT ORIGINALS ONLY. PLEASE DO NOT COPY THIS FORM.

TOTAL WAGES

I certify that the information on this report is true and correct.

Signature *REFERENCE COPY PREPARED BY PAYCHEX*

Title *DO NOT FILE*

14429.53

Date _____ Phone # _____

TOTAL WAGES PAID THIS QTR

SOCIAL SECURITY NUMBER **FI** **MI** **LAST NAME**

TOTAL WAGE ITEMS THIS REPORT

FILED ON CD/DISKETTE

TOTAL WAGES THIS PAGE

X

TENNESSEE DEPARTMENT OF LABOR AND WORKFORCE DEVELOPMENT WAGE REPORT CONTINUANCE

TNUI0009

QTR/YEAR	STATE ACCOUNT NUMBER
2-2017	0733-893 5

XXXXX3118	J	L	WALKER	14429.53

TOTAL WAGES THIS PAGE

14429.53

ES-0318B

0080-0880B891 TN TAXPAY® 17182

RDA 2438

TN DEPT OF LABOR AND WORKFORCE DEVELOPMENT
EMPLOYMENT SECURITY DIVISION
EMPLOYER ACCOUNTS OPERATIONS
P.O. BOX 101
NASHVILLE TN 37202-0101
(615) 741-2486

1000

EMPLOYER NAME AND ADDRESS

NAVITAS UTILITY CORPORATION
3186-D AIRWAY AVE
COSTA MESA CA 92626

Show any address change above. See Reverse Side for instructions.

TENNESSEE DEPARTMENT OF LABOR AND WORKFORCE DEVELOPMENT PREMIUM REPORT
EMPLOYMENT SECURITY DIVISION / BUREAU OF UNEMPLOYMENT INSURANCE

STATE ACCOUNT NUMBER	QTR/YEAR	QTR END DATE	DATE DUE	FEDERAL ID NUMBER	RATE	AREA
0733-893 5	3-2017	09-30-2017	10-31-2017	20-5778213	0.5000	

Number of covered workers who worked during or received pay for the payroll period which includes the 12th of the month

1st month	2nd month	3rd month
1	1	1

FOR OFFICE USE ONLY
DR

TC

If typed, disregard verticle bars and type a consecutive string of characters, without commas, hyphens, or dollar signs, left justified, with decimal in monetary amount. For proper alignment, center Total Wages vertically within boxes and double space for each remaining line of data. If handprinted, print your characters as shown below, within the boxes, right justified and without commas, hyphens, dollar signs, or decimals. Follow the example below of $123456789.00 to show dollars and cents. Always show cents.

123456789.00

1 2 3 4 5 6 7 8 9 00

NW Route

1000

1.	TOTAL WAGES	13355.02
2.	LESS EXCESS WAGES	13355.02
3.	NET TAXABLE WAGES (ITEM 1 *minus* ITEM 2)	0.00
4.	PREMIUM DUE	0.00
	0.0050	
5.	INTEREST DUE	
6.	NO LONGER VALID	
7.	NO LONGER VALID	
8.	PENALTY DUE	
	OUTSTANDING DEBIT OR CREDIT	0.00
10.	TOTAL DUE	0.00
	TNUI0009	

11. I certify that the information on this report is true and correct.

Signature **REFERENCE COPY PREPARED BY PAYCHEX**

Title **DO NOT FILE**

Date

Phone No.

FAX No.

Make check payable to: *Tennessee Department of Labor and Workforce Development* and mail original reports (NO PHOTOCOPIES) to the return address above

FOR OFFICE USE ONLY

LB-0456 (REV. 08-13)
0080-08808891 17273 TAXPAY ®
RDA 2438

TENNESSEE DEPARTMENT OF LABOR AND WORKFORCE DEVELOPMENT WAGE REPORT 0733-893
EMPLOYMENT SECURITY DIVISION / BUREAU OF UNEMPLOYMENT INSURANCE TNUI0009

STATE ACCOUNT NUMBER	QTR/YEAR	QTR END DATE	FEDERAL ID NUMBER	AREA
0733-893 5	3-2017	09-30-2017	20-5778213	

MAGNETIC MEDIA

1100

EMPLOYER NAME

NAVITAS UTILITY CORPORATION
NAVITAS UTILITY CORPORATION

If typed, disregard verticle bars and type a consecutive string of characters, without commas, hyphens, or dollar signs, left justified, with decimal in monetary amount, as shown below. For proper alignment, center first line of wage data vertically within boxes and double space for each remaining line of data. See reverse side of Premium Report for other instructions.

000000001 J C SMITH 6159.00

If handprinted, print your characters in capital letters as shown below, within the boxes, right justified and without commas, hyphens, dollar signs, or decimals. Print characters as shown in boxes below the example. Follow the example below of $6159.00 to show dollars and cents. Always show cents.

000000001 J C SMITH 6159 00

1	2	3	4	5	6	7	8	9	0

A	B	C	D	E	F	G	H	I	J	K	L	M	N	O	P	Q	R	S	T	U	V	W	X	Y	Z

SUBMIT ORIGINALS ONLY. PLEASE DO NOT COPY THIS FORM.

TOTAL WAGES

I certify that the information on this report is true and correct.

Signature *REFERENCE COPY PREPARED BY PAYCHEX*

Title *DO NOT FILE*

13355.02

Date _____ Phone # _____

TOTAL WAGES PAID THIS QTR

SOCIAL SECURITY NUMBER **FI** **MI** **LAST NAME**

TOTAL WAGE ITEMS THIS REPORT FILED ON CD/DISKETTE TOTAL WAGES THIS PAGE

X

TENNESSEE DEPARTMENT OF LABOR AND WORKFORCE DEVELOPMENT WAGE REPORT CONTINUANCE

TNUI0009

QTR/YEAR	STATE ACCOUNT NUMBER
3-2017	0733-893 5

XXXXX3118	J	L	WALKER	13355.02

TOTAL WAGES THIS PAGE

13355.02

ES-0318B

0080-0880B891 TN TAXPAY® 17273

RDA 2438

TN DEPT OF LABOR AND WORKFORCE DEVELOPMENT
EMPLOYMENT SECURITY DIVISION
EMPLOYER ACCOUNTS OPERATIONS
P.O. BOX 101
NASHVILLE TN 37202-0101
(615) 741-2486

1000

EMPLOYER NAME AND ADDRESS

NAVITAS UTILITY CORPORATION
3186-D AIRWAY AVE
COSTA MESA CA 92626

Show any address change above. See Reverse Side for instructions.

TENNESSEE DEPARTMENT OF LABOR AND WORKFORCE DEVELOPMENT PREMIUM REPORT

EMPLOYMENT SECURITY DIVISION / BUREAU OF UNEMPLOYMENT INSURANCE

STATE ACCOUNT NUMBER	QTR/YEAR	QTR END DATE	DATE DUE	FEDERAL ID NUMBER	RATE	AREA
0733-893 5	4-2017	12-31-2017	01-31-2018	20-5778213	0.5000	

Number of covered workers who worked during or received pay for the payroll period which includes the 12th of the month

1st month	2nd month	3rd month
1	1	1

FOR OFFICE USE ONLY

DR

TC

NW Route

1000

If typed, disregard verticle bars and type a consecutive string of characters, without commas, hyphens, or dollar signs, left justified, with decimal in monetary amount. For proper alignment, center Total Wages vertically within boxes and double space for each remaining line of data. If handprinted, print your characters as shown below, within the boxes, right justified and without commas, hyphens, dollar signs, or decimals. Follow the example below of $123456789.00 to show dollars and cents. Always show cents.

123456789.00

1 2 3 4 5 6 7 8 9 0 0

1.	TOTAL WAGES	16685.88
2.	LESS EXCESS WAGES	16685.88
3.	NET TAXABLE WAGES (ITEM 1 *minus* ITEM 2)	0.00
4.	PREMIUM DUE	0.00
	0.0050	
5.	INTEREST DUE	
6.	NO LONGER VALID	
7.	NO LONGER VALID	
8.	PENALTY DUE	
9.	OUTSTANDING DEBIT OR CREDIT	0.00
10.	TOTAL DUE	0.00
	TNUI0009	

11. I certify that the information on this report is true and correct.

Signature **REFERENCE COPY PREPARED BY PAYCHEX**

Title **DO NOT FILE**

Date

Phone No.

FAX No.

Make check payable to: *Tennessee Department of Labor and Workforce Development* and mail origi reports (NO PHOTOCOPIES) to the return address at

RDA

FOR OFFICE USE ONLY

LB-0456 (REV. 08-13)

0080-0880B891 17364 TAXPAY ®

TENNESSEE DEPARTMENT OF LABOR AND WORKFORCE DEVELOPMENT WAGE REPORT 0733-893
EMPLOYMENT SECURITY DIVISION / BUREAU OF UNEMPLOYMENT INSURANCE TNUI0009

STATE ACCOUNT NUMBER	QTR/YEAR	QTR END DATE	FEDERAL ID NUMBER	AREA
0733-893 5	4-2017	12-31-2017	20-5778213	

MAGNETIC MEDIA

1100

EMPLOYER NAME

NAVITAS UTILITY CORPORATION
NAVITAS UTILITY CORPORATION

If typed, disregard verticle bars and type a consecutive string of characters, without commas, hyphens, or dollar signs, left justified, with decimal in monetary amount, as shown below. For proper alignment, center first line of wage data vertically within boxes and double space for each remaining line of data. See reverse side of Premium Report for other instructions.

000000001 J C SMITH 6159.00

If handprinted, print your characters in capital letters as shown below, within the boxes, right justified and without commas, hyphens, dollar signs, or decimals. Print characters as shown in boxes below the example. Follow the example below of $6159.00 to show dollars and cents. Always show cents.

000000001 J C SMITH 6159 00

1	2	3	4	5	6	7	8	9	0

A	B	C	D	E	F	G	H	I	J	K	L	M	N	O	P	Q	R	S	T	U	V	W	X	Y	Z

SUBMIT ORIGINALS ONLY. PLEASE DO NOT COPY THIS FORM.

TOTAL WAGES

I certify that the information on this report is true and correct.

Signature *REFERENCE COPY PREPARED BY PAYCHEX*

Title *DO NOT FILE* 16685.88

Date _____ Phone # _____

TOTAL WAGES PAID THIS QTR

SOCIAL SECURITY NUMBER **FI** **MI** **LAST NAME**

TOTAL WAGE ITEMS THIS REPORT FILED ON CD/DISKETTE TOTAL WAGES THIS PAGE

X

TENNESSEE DEPARTMENT OF LABOR AND WORKFORCE DEVELOPMENT WAGE REPORT CONTINUANCE

TNUI0009

QTR/YEAR	STATE ACCOUNT NUMBER
4-2017	0733-893 5

XXXXX3118	J	L	WALKER	16685.88

TOTAL WAGES THIS PAGE

16685.88

TN DEPT OF LABOR AND WORKFORCE DEVELOPMENT
EMPLOYMENT SECURITY DIVISION
EMPLOYER ACCOUNTS OPERATIONS
P.O. BOX 101
NASHVILLE TN 37202-0101
(615) 741-2486

1000

CLIENT REFERENCE COPY

EMPLOYER NAME AND ADDRESS

NAVITAS UTILITY CORPORATION
3186-D AIRWAY AVE
COSTA MESA CA 92626

Show any address change above. See Reverse Side for Instructions.

TENNESSEE DEPARTMENT OF LABOR AND WORKFORCE DEVELOPMENT PREMIUM REPORT

EMPLOYMENT SECURITY DIVISION / BUREAU OF UNEMPLOYMENT INSURANCE

STATE ACCOUNT NUMBER	QTR/YEAR	QTR END DATE	DATE DUE	FEDERAL ID NUMBER	RATE	AREA
0733-893 5	1-2018	03-31-2018		205778213	0.5000	

Number of covered workers who worked during or received pay for the payroll period which includes the 12th of the month

1st month	2nd month	3rd month
1	1	1

FOR OFFICE USE ONLY
DR

TC

NW Route

If typed, disregard vertical bars and type a consecutive string of characters, without commas, hyphens, or dollar signs, left justified, with decimal in monetary amount. For proper alignment, center Total Wages vertically within boxes and double space for each remaining line of data. If handprinted, print your characters as shown below, within the boxes, right justified and without comas, hyphens, dollar signs, or decimals. Follow the example below of $123456789.00 to show dollars and cents. Always show cents.

123456789.00 1 2 3 4 5 6 7 8 9 0 0

	DOLLARS	CENTS
1. TOTAL WAGES	12297.39	
2. LESS EXCESS WAGES	5297.39	
3. NET TAXABLE WAGES (ITEM 1 *minus* ITEM 2)	7000.00	
4. PREMIUM DUE 0.5000	35.00	
5. INTEREST DUE		
6. NO LONGER VALID		
7. NO LONGER VALID		
8. PENALTY DUE		
OUTSTANDING DEBIT OR CREDIT		
10. TOTAL DUE	35.00	

1000

11. I certify that the information on this report is true and correct.

Signature _____

Title _____

Date _____

Phone No. ( ) _____

FAX No. ( ) _____

Make check payable to: *Tennessee Department of Labor and Workforce Development* and mail original reports ***(NO PHOTOCOPIES)*** to the return address above.

FOR OFFICE USE ONLY

RDA 24

B-0456 (REV.08/13)

TN DEPT OF LABOR AND WORKFORCE DEVELOPMENT
EMPLOYMENT SECURITY DIVISION
EMPLOYER ACCOUNTS OPERATIONS
P.O. BOX 101
NASHVILLE TN 37202-0101
(615) 741-2486

1000

CLIENT REFERENCE COPY

EMPLOYER NAME AND ADDRESS

NAVITAS UTILITY CORPORATION
3186-D AIRWAY AVE
COSTA MESA CA 92626

Show any address change above. See Reverse Side for Instructions.

TENNESSEE DEPARTMENT OF LABOR AND WORKFORCE DEVELOPMENT PREMIUM REPORT

EMPLOYMENT SECURITY DIVISION / BUREAU OF UNEMPLOYMENT INSURANCE

STATE ACCOUNT NUMBER	QTR/YEAR	QTR END DATE	DATE DUE	FEDERAL ID NUMBER	RATE	AREA
0733-893 5	2-2018	06-30-2018		205778213	0.5000	

Number of covered workers who worked during or received pay for the payroll period which includes the 12th of the month

1st month	2nd month	3rd month
1	1	1

FOR OFFICE USE ONLY
DR

TC

NW Route

If typed, disregard vertical bars and type a consecutive string of characters, without commas, hyphens, or dollar signs, left justified, with decimal in monetary amount. For proper alignment, center Total Wages vertically within boxes and double space for each remaining line of data. If handprinted, print your characters as shown below, within the boxes, right justified and without comas, hyphens, dollar signs, or decimals. Follow the example below of $123456789.00 to show dollars and cents. Always show cents.

123456789.00 1 2 3 4 5 6 7 8 9 0 0

DOLLARS CENTS

	DOLLARS	CENTS
1. TOTAL WAGES	14698.	99
2. LESS EXCESS WAGES	14698.	99
3. NET TAXABLE WAGES (ITEM 1 *minus* ITEM 2)	0.	00
4. PREMIUM DUE 0.5000	0.	00
5. INTEREST DUE		
6. NO LONGER VALID		
7. NO LONGER VALID		
8. PENALTY DUE		
OUTSTANDING DEBIT OR CREDIT		
10. TOTAL DUE	0.	00

1000

11. I certify that the information on this report is true and correct.

Signature _____

Title _____

Date _____

Phone No. ( ) _____

FAX No. ( ) _____

Make check payable to: *Tennessee Department of Labor and Workforce Development* and mail original reports ***(NO PHOTOCOPIES)*** to the return address above.

FOR OFFICE USE ONLY

LB-0456 (REV.08/13)

RDA 24

TN DEPT OF LABOR AND WORKFORCE DEVELOPMENT
EMPLOYMENT SECURITY DIVISION
EMPLOYER ACCOUNTS OPERATIONS
P.O. BOX 101
NASHVILLE TN 37202-0101
(615) 741-2486

1000

CLIENT REFERENCE COPY

EMPLOYER NAME AND ADDRESS

NAVITAS UTILITY CORPORATION
3186-D AIRWAY AVE
COSTA MESA CA 92626

Show any address change above. *See Reverse Side for Instructions.*

TENNESSEE DEPARTMENT OF LABOR AND WORKFORCE DEVELOPMENT PREMIUM REPORT

EMPLOYMENT SECURITY DIVISION / BUREAU OF UNEMPLOYMENT INSURANCE

STATE ACCOUNT NUMBER	QTR/YEAR	QTR END DATE	DATE DUE	FEDERAL ID NUMBER	RATE	AREA
0733-893 5	3-2018	09-30-2018		205778213	0.3000	

Number of covered workers who worked during or received pay for the payroll period which includes the 12th of the month

1st month	2nd month	3rd month
1	1	1

FOR OFFICE USE ONLY
DR

TC

NW Route

If typed, disregard vertical bars and type a consecutive string of characters, without commas, hyphens, or dollar signs, left justified, with decimal in monetary amount. For proper alignment, center Total Wages vertically within boxes and double space for each remaining line of data. If handprinted, print your characters as shown below, within the boxes, right justified and without comas, hyphens, dollar signs, or decimals. Follow the example below of $123456789.00 to show dollars and cents. Always show cents.

123456789.00 1 2 3 4 5 6 7 8 9 0 0

	DOLLARS	CENTS
1. TOTAL WAGES	14556.30	
2. LESS EXCESS WAGES	14556.30	
3. NET TAXABLE WAGES (ITEM 1 *minus* ITEM 2)	0.00	
4. PREMIUM DUE 0.3000	0.00	
5. INTEREST DUE		
6. NO LONGER VALID		
7. NO LONGER VALID		
8. PENALTY DUE		
OUTSTANDING DEBIT OR CREDIT		
10. TOTAL DUE	0.00	

1000

11. I certify that the information on this report is true and correct.

Signature _____

Title _____

Date _____

Phone No. ( ) _____

FAX No. ( ) _____

Make check payable to: *Tennessee Department of Labor and Workforce Development* and mail original reports ***(NO PHOTOCOPIES)*** to the return address above.

FOR OFFICE USE ONLY

LB-0456 (REV.08/13)

RDA 24

TN DEPT OF LABOR AND WORKFORCE DEVELOPMENT
EMPLOYMENT SECURITY DIVISION
EMPLOYER ACCOUNTS OPERATIONS
P.O. BOX 101
NASHVILLE TN 37202-0101
(615) 741-2486

T
1000

CLIENT REFERENCE COPY

EMPLOYER NAME AND ADDRESS

NAVITAS UTILITY CORPORATION
3186-D AIRWAY AVE
COSTA MESA CA 92626

Show any address change above. See Reverse Side for Instructions.

TENNESSEE DEPARTMENT OF LABOR AND WORKFORCE DEVELOPMENT PREMIUM REPORT

EMPLOYMENT SECURITY DIVISION / BUREAU OF UNEMPLOYMENT INSURANCE

STATE ACCOUNT NUMBER	QTR/YEAR	QTR END DATE	DATE DUE	FEDERAL ID NUMBER	RATE	AREA
0733-893 5	4-2018	12-31-2018		205778213	0.3000	

Number of covered workers who worked during or received pay for the payroll period which includes the 12th of the month

1st month	2nd month	3rd month
1	1	1

FOR OFFICE USE ONLY
DR

TC

NW Route

If typed, disregard vertical bars and type a consecutive string of characters, without commas, hyphens, or dollar signs, left justified, with decimal in monetary amount. For proper alignment, center Total Wages vertically within boxes and double space for each remaining line of data. If handprinted, print your characters as shown below, within the boxes, right justified and without comas, hyphens, dollar signs, or decimals. Follow the example below of $123456789.00 to show dollars and cents. Always show cents.

123456789.00 1 2 3 4 5 6 7 8 9 0 0

DOLLARS CENTS

	DOLLARS	CENTS
1. TOTAL WAGES	16449.	96
2. LESS EXCESS WAGES	16449.	96
3. NET TAXABLE WAGES (ITEM 1 *minus* ITEM 2)	0.	00
4. PREMIUM DUE 0.3000	0.	00
5. INTEREST DUE		
6. NO LONGER VALID		
7. NO LONGER VALID		
8. PENALTY DUE		
OUTSTANDING DEBIT OR CREDIT		
10. TOTAL DUE	0.	00
FOR OFFICE USE ONLY		

1000

11. I certify that the information on this report is true and correct.

Signature _____

Title _____

Date _____

Phone No. ( ) _____

FAX No. ( ) _____

Make check payable to: *Tennessee Department of Labor and Workforce Development* and mail original reports ***(NO PHOTOCOPIES)*** to the return address above.

RDA 24

LB-0456 (REV.08/13)

Federal income tax expense

	C corp	LLC
Federal corporate tax rate	21%	N/A
Capital gains rate	20%	N/A
Ordinary income tax rate	N/A	37%
Total investor tax burden	37%	37%

Book versus Tax Depreciation

Given Navitas status as a pass through entity this section may not be applicable.
However there are other factors that also render this comparison askew.
As a very small company Navitas has traditionally extended its corporate tax filings to September 15th.
Thus the most recent figures available are year-end 2017.
Moreover, in 2018 Navitas Assets closed a particular entity and sold off its assets.
This asset had substantial accelerated depreciation, thus will be subject to depreciation recapture in 2018.

Focusing on Navitas TNNG, LLC specifically at the end of 2017
The net tax value was $420,223
The net book value was $485,574
Thus, over the course of eight-years beginning in 2010 the TNNG had defer $65,366 in taxable income.
This averages $8,171 per year in deferred taxable income representing $3,023 per year in deferred taxes.

Quarterly Tax Verification

The data listed will be used to process your payroll as well as complete your tax deposits and tax returns. It is critical that you verify the accuracy of this information to avoid incorrect tax filings and possible delays in your quarterly processing. If you need to update any of the information, contact your ADP Service Team.

The party responsible for making deposits and filing tax returns for each jurisdiction is listed by quarter.

FEDERAL	ID Number		Qtr1 Dep/File	Qtr2 Dep/File	Qtr3 Dep/File	Qtr4 Dep/File	Annual W2 File	Annual 940 File
Earned Income Credit	20-5778213		ADP/ADP	ADP/ADP	ADP/ADP	ADP/ADP	ADP	ADP
Federal Income Tax	20-5778213		ADP/ADP	ADP/ADP	ADP/ADP	ADP/ADP	ADP	ADP
Federal Unemployment Tax Act	20-5778213		ADP/ADP	ADP/ADP	ADP/ADP	ADP/ADP	ADP	ADP
Medicare (Employer)	20-5778213		ADP/ADP	ADP/ADP	ADP/ADP	ADP/ADP	ADP	ADP
Medicare - Hospital Insurance	20-5778213		ADP/ADP	ADP/ADP	ADP/ADP	ADP/ADP	ADP	ADP
Social Security (Employer Credit)	20-5778213		ADP/ADP	ADP/ADP	ADP/ADP	ADP/ADP	ADP	ADP
Social Security (Employer)	20-5778213		ADP/ADP	ADP/ADP	ADP/ADP	ADP/ADP	ADP	ADP

W3 Kind of Employer: None apply

STATE	ID Number	State UC Rate %	Qtr1 Dep/File	Qtr2 Dep/File	Qtr3 Dep/File	Qtr4 Dep/File	Annual W2 File	Annual 940 File
CA State Disability Insurance	292-4981 0	1.0000	ADP/ADP	ADP/ADP	ADP/ADP	ADP/ADP	ADP	ADP
CA State Income Tax	292-4981 0		ADP/ADP	ADP/ADP	ADP/ADP	ADP/ADP	ADP	ADP
CA State Unemployment (Employer)	292-4981 0	2.100000	ADP/ADP	ADP/ADP	ADP/ADP	ADP/ADP	ADP	ADP
KS State Income Tax	036205778213F01		ADP/ADP	ADP/ADP	ADP/ADP	ADP/ADP	ADP	ADP
KS State Unemployment (Employer)	489665	2.7000	ADP/ADP	ADP/ADP	ADP/ADP	ADP/ADP	ADP	ADP
OK State Income Tax	WTH-10022848-02		ADP/ADP	ADP/ADP	ADP/ADP	ADP/ADP	ADP	ADP
OK State Unemployment (Employer)	01-469135 5	0.100000	ADP/ADP	ADP/ADP	ADP/ADP	ADP/ADP	ADP	ADP

ITEM 50

Quarterly Tax Verification

The data listed will be used to process your payroll as well as complete your tax deposits and tax returns. It is critical that you verify the accuracy of this information to avoid incorrect tax filings and possible delays in your quarterly processing. If you need to update any of the information, contact your ADP Service Team.

The party responsible for making deposits and filing tax returns for each jurisdiction is listed by quarter.

FEDERAL	ID Number		Qtr1 Dep/File	Qtr2 Dep/File	Qtr3 Dep/File	Qtr4 Dep/File	Annual W2 File	Annual 940 File
Earned Income Credit	20-5778213		ADP/ADP	ADP/ADP	ADP/ADP	ADP/ADP	ADP	ADP
Federal Income Tax	20-5778213		ADP/ADP	ADP/ADP	ADP/ADP	ADP/ADP	ADP	ADP
Federal Unemployment Tax Act	20-5778213		ADP/ADP	ADP/ADP	ADP/ADP	ADP/ADP	ADP	ADP
Medicare (Employer)	20-5778213		ADP/ADP	ADP/ADP	ADP/ADP	ADP/ADP	ADP	ADP
Medicare - Hospital Insurance	20-5778213		ADP/ADP	ADP/ADP	ADP/ADP	ADP/ADP	ADP	ADP
Social Security (Employer Credit)	20-5778213		ADP/ADP	ADP/ADP	ADP/ADP	ADP/ADP	ADP	ADP
Social Security (Employer)	20-5778213		ADP/ADP	ADP/ADP	ADP/ADP	ADP/ADP	ADP	ADP

W3 Kind of Employer: None apply

STATE	ID Number	State UC Rate %	Qtr1 Dep/File	Qtr2 Dep/File	Qtr3 Dep/File	Qtr4 Dep/File	Annual W2 File	Annual 940 File
CA State Disability Insurance	292-4981 0	1.0000	ADP/ADP	ADP/ADP	ADP/ADP	ADP/ADP	ADP	ADP
CA State Income Tax	292-4981 0		ADP/ADP	ADP/ADP	ADP/ADP	ADP/ADP	ADP	ADP
CA State Unemployment (Employer)	292-4981 0	2.100000	ADP/ADP	ADP/ADP	ADP/ADP	ADP/ADP	ADP	ADP
OK State Income Tax	WTH-10022848-02		ADP/ADP	ADP/ADP	ADP/ADP	ADP/ADP	ADP	ADP
OK State Unemployment (Employer)	01-469135 5	0.100000	ADP/ADP	ADP/ADP	ADP/ADP	ADP/ADP	ADP	ADP
TN State Unemployment (Employer)	0733-893 5	0.300000	ADP/ADP	ADP/ADP	ADP/ADP	ADP/ADP	N/A	N/A
TN State Unemployment (Employer)	0733-893 5	0.500000	ADP/ADP	ADP/ADP	ADP/ADP	ADP/ADP	N/A	N/A

Quarterly Tax Verification

The data listed will be used to process your payroll as well as complete your tax deposits and tax returns. It is critical that you verify the accuracy of this information to avoid incorrect tax filings and possible delays in your quarterly processing. If you need to update any of the information, contact your ADP Service Team.

The party responsible for making deposits and filing tax returns for each jurisdiction is listed by quarter.

FEDERAL	ID Number		Qtr1 Dep/File	Qtr2 Dep/File	Qtr3 Dep/File	Qtr4 Dep/File	Annual W2 File	Annual 940 File
Earned Income Credit	20-5778213		ADP/ADP	ADP/ADP	ADP/ADP	ADP/ADP	ADP	CLIENT
Federal Income Tax	20-5778213		ADP/ADP	ADP/ADP	ADP/ADP	ADP/ADP	ADP	CLIENT
Federal Unemployment Tax Act	20-5778213		ADP/ADP	ADP/ADP	ADP/ADP	ADP/ADP	ADP	CLIENT
Medicare (Employer)	20-5778213		ADP/ADP	ADP/ADP	ADP/ADP	ADP/ADP	ADP	CLIENT
Medicare - Hospital Insurance	20-5778213		ADP/ADP	ADP/ADP	ADP/ADP	ADP/ADP	ADP	CLIENT
Social Security (Employer Credit)	20-5778213		ADP/ADP	ADP/ADP	ADP/ADP	ADP/ADP	ADP	CLIENT
Social Security (Employer)	20-5778213		ADP/ADP	ADP/ADP	ADP/ADP	ADP/ADP	ADP	CLIENT

W3 Kind of Employer: None apply

STATE	ID Number	State UC Rate %	Qtr1 Dep/File	Qtr2 Dep/File	Qtr3 Dep/File	Qtr4 Dep/File	Annual W2 File	Annual 940 File
CA State Disability Insurance	292-4981 0	1.0000	ADP/ADP	ADP/ADP	ADP/ADP	ADP/ADP	ADP	N/A
CA State Income Tax	292-4981 0		ADP/ADP	ADP/ADP	ADP/ADP	ADP/ADP	ADP	N/A
CA State Unemployment (Employer)	292-4981 0	1.700000	ADP/ADP	ADP/ADP	ADP/ADP	ADP/ADP	ADP	N/A
KS State Income Tax	036205778213F01		CLT/CLT	ADP/ADP	ADP/ADP	ADP/ADP	CLIENT	CLIENT
KS State Unemployment (Employer)	489665	2.7000	CLT/CLT	ADP/ADP	ADP/ADP	ADP/ADP	CLIENT	CLIENT
OK State Income Tax	WTH-10022848-02		ADP/ADP	ADP/ADP	ADP/ADP	ADP/ADP	ADP	N/A
OK State Unemployment (Employer)	01-469135 5	0.100000	ADP/ADP	ADP/ADP	ADP/ADP	ADP/ADP	ADP	N/A
TN State Unemployment (Employer)	0733-893 5	0.300000	ADP/ADP	ADP/ADP	ADP/ADP	ADP/ADP	N/A	N/A

Quarterly Tax Verification

The data listed will be used to process your payroll as well as complete your tax deposits and tax returns. It is critical that you verify the accuracy of this information to avoid incorrect tax filings and possible delays in your quarterly processing. If you need to update any of the information, contact your ADP Service Team.

The party responsible for making deposits and filing tax returns for each jurisdiction is listed by quarter.

FEDERAL	ID Number		Qtr1 Dep/File	Qtr2 Dep/File	Qtr3 Dep/File	Qtr4 Dep/File	Annual W2 File	Annual 940 File
Earned Income Credit	20-5778213		ADP/ADP	ADP/ADP	ADP/ADP	ADP/ADP	ADP	ADP
Federal Income Tax	20-5778213		ADP/ADP	ADP/ADP	ADP/ADP	ADP/ADP	ADP	ADP
Federal Unemployment Tax Act	20-5778213		ADP/ADP	ADP/ADP	ADP/ADP	ADP/ADP	ADP	ADP
Medicare (Employer)	20-5778213		ADP/ADP	ADP/ADP	ADP/ADP	ADP/ADP	ADP	ADP
Medicare - Hospital Insurance	20-5778213		ADP/ADP	ADP/ADP	ADP/ADP	ADP/ADP	ADP	ADP
Social Security (Employer Credit)	20-5778213		ADP/ADP	ADP/ADP	ADP/ADP	ADP/ADP	ADP	ADP
Social Security (Employer)	20-5778213		ADP/ADP	ADP/ADP	ADP/ADP	ADP/ADP	ADP	ADP

W3 Kind of Employer: None apply

STATE	ID Number	State UC Rate %	Qtr1 Dep/File	Qtr2 Dep/File	Qtr3 Dep/File	Qtr4 Dep/File	Annual W2 File	Annual 940 File
CA State Disability Insurance	292-4981 0	1.0000	ADP/ADP	ADP/ADP	ADP/ADP	ADP/ADP	ADP	N/A
CA State Income Tax	292-4981 0		ADP/ADP	ADP/ADP	ADP/ADP	ADP/ADP	ADP	N/A
CA State Unemployment (Employer)	292-4981 0	1.700000	ADP/ADP	ADP/ADP	ADP/ADP	ADP/ADP	ADP	N/A
KS State Income Tax	036205778213F01		ADP/ADP	ADP/ADP	ADP/ADP	ADP/ADP	ADP	N/A
KS State Unemployment (Employer)	489665	2.7000	ADP/ADP	ADP/ADP	ADP/ADP	ADP/ADP	ADP	N/A
OK State Income Tax	WTH-10022848-02		ADP/ADP	ADP/ADP	ADP/ADP	ADP/ADP	ADP	N/A
OK State Unemployment (Employer)	01-469135 5	0.100000	ADP/ADP	ADP/ADP	ADP/ADP	ADP/ADP	ADP	N/A

51. Provide the monthly plant additions and retirements by account number for the last three (3) fiscal years to include the test period. Please break down plant additions into normal or special projects as defined below:

a) Normal construction requirements should be considered to include the needs created through normal system expansion, such as serving residential areas, shopping areas, old home conversions, replacement of tools and work equipment, transportation equipment, etc.

Schedule provided herein.

b) Special construction requirements should be considered to arise from extensive replacement of old facilities which cannot be foreseen, major expansion projects such as industrial parks, system improvements such as change from low pressure to high pressure required because of changing delivery patterns, and changes required by government action such as street improvement and relocation, community and neighborhood development, bridge replacement, etc. These requirements should be considered to be outside the control of the LDC.

None of the capex additions since the last rate case are classified in this category.

c) For the last three (3) fiscal years, identify any contributions in aid of construction.

Navitas does not have any contributions in aid of construction for the reporting periods.

52. Break down budgeted plant additions between normal and special projects, using the criteria defined above, for the months between the end of the last fiscal year and the end of the attrition period. Provide sufficient detail of each individual project as to the date of inception and completion, and the proposed methods of financing. Identify those budgeted plant additions that are in process or have already been completed. Basic assumptions underlying budgets should be submitted including the assumptions for sales volumes.

The Navitas TN NG systems are relatively static in their customer count.

In both Jellico and Byrdstown, the system installs or relocates a few services annually. These are performed on an as needed basis and the budget for this activity is less than $10,000 per year.

53. Identify all special projects from the end of the test period through the attrition period, using the criteria defined in Item (2) above, by work order number and include the estimated cost. Provide a signed authorization for each special project and identify the planned starting and completion dates.

Navitas TN NG has not engaged or identified any special projects and there are none from the end of the test period through the attrition period.

54. Identify by account the salvage and cost of removal for retirements provided in response to Item (2) for the last four (4) fiscal years to include the test period.

During the test and attrition period, Navitas has not identified costs applicable to this Item.

55. Describe the LDC's budgeting process including, but not limited to the following:

a) How far in advance are operating and construction budgets prepared? On what basis is the total operation and construction budget determined? Explain the "approval process" in budget development.

As a collection of micro utilities with very low customer densities and very few industrial customers, Navitas must always be concerned with net plant per customer implications as well as cash flow. Navitas identifies and prioritizes projects within each management region. This process occurs during winter each year. Projects to be performed are limited to those which can be managed by Navitas field personnel. Thus, the approval process is limited by the forecast of available management time.

b) How many views or updates of the same budget year are made before a final view is adopted?

As described above, the budget driver for Navitas is time as opposed to dollars. The field supervisor working with management initially determines which projects are to be pursued in the various regions. This selection may be modified once the shared resources are scheduled between regions. Thus, essentially it is a two-pass process.

c) Are budgets prepared on a monthly, quarterly, or annual basis?

As noted, the budgeting is done on the analysis of time and can be very dynamic to changes in the field. For example, if an event occurs, i.e. a third-party line strike diverting field, management and shared resources, a reexamination of pending projects is conducted to determine which projects can be completed during the construction season.

d) Which individual or department head has overall responsibility for budgets / reconciliations?

Thomas Hartline, President of Navitas Utility Corporation, has overall responsibility for budgets.

e) Once a final budget has been adopted, are budget to actual (reconciliation) comparisons routinely made? How frequently are reconciliations prepared and by whom?

For major new construction projects, reconciliations are done quarterly. All other projects are analyzed at the end of the year prior to the budget process for the following year.

f) For the last two (2) completed fiscal years, provide copies of all budgets, budget to actual and indicated reasons for the variances.

Outside of major new construction projects, Navitas has not had a written budget process to date, and there have been no new major construction projects in Tennessee since the last rate case.

g) Comparisons on a total Company, total LDC, and TN only basis.

During the available annual construction season of 32 weeks, for 2 weeks during the test period, and 3 weeks in the last 12 months, Navitas has dispatched its shared resources crew to Tennessee and Kentucky.

h) Provide total LDC and TN Operations budgets and all supporting work papers for the current fiscal year and next fiscal year.

Navitas does not have a formal written budget for its existing LDC or Navitas operations.

56. Provide schedules showing the development of the average TN account balances listed below for the last fiscal year. (If partially provided in other items, provide the remaining data here.)

a) Plant in Service

Please see schedule included herein.

b) Construction Work in Progress

None.

c) Inventories

Please see schedule included herein.

d) Deferred debts

Please see Prepaids Item 56(o) below.

e) Reserves

Please see schedule included herein.

f) Customer Deposits

Please see schedule included herein.

g) Interest on Consumer Deposits

De minimis, calculated and distributed once per year.

h) Contributions in Aid of Construction

None.

i) Accumulated Depreciation

Please see schedule 56(a).

j) Accounts Payable applicable to CWIP

None.

k) Accounts Payable to Materials and Supplies

Please see schedule included herein.

l) Customer Advances

None.

m) Materials and Supplies

Please see Inventories Item 56(c) above.

n) Accounts Receivable – Other

None.

o) Prepaids

Please see schedule included herein.

57. Provide an explanation and calculation of the method used to allocate to Tennessee any portions included in Item (6) above.

Included herein is an explanation and calculation of the method used to allocate charges to Navitas TN NG, LLC.

58. Provide the investment, accumulated depreciation, and deferred FIT on all property that is owned by an affiliate of the LDC, its Parent, Multi-State Utility, or Affiliated Utility Service

Company, where applicable, and leased or allocated to the LDC or Multi-State Utility. An operating division of a Multi-State Utility is not an affiliate.

The affiliates of Navitas TNNG, LLC do not lease or directly allocate property to the LDC. Rather certain property is proportionally rented including: the real property of the corporate office (Navitas Assets, LLC), operations headquarters (Fort Cobb Fuel Authority, LLC), and personal property (Navitas Utility Corporation, i.e. – rolling stock, computers, meters, etc.). The proportional amount of the rent is the same as the other allocations. Additionally, the rent passes the following tests:

1. **Is the total amount of rent for the item at or below a third party cost, e.g. – is it a market rate of rent? For example, if Navitas rented the Ford F150 provided to J. Walker in Jellico from Hertz Equipment Rental, would the monthly charge be greater than the amount billed by Navitas Utility to Navitas TN NG?**
2. **Is the total amount of rent at or below the amount that would otherwise be incurred if the item were part of the rate base? For example, if the F150 were included in the rate base, would the return on the purchase price plus the depreciation component be greater than the amount billed by Navitas Utility to Navitas TN NG?**
3. **Does the rent for the item not include profit? Do the components of the rent outlined in the monthly bill from Navitas Utility to Navitas TN NG include a profit amount?**

   Please see Item 13 for copies of the billing.

TNNG Capex Details	As of 12/31/2015	CaPex Additions	Depreciation /Amortization	Retirements	As of 12/31/2016
Fixed Assets					
1720 · Land	260.00				**260.00**
1721 · Mains - Built systems	16,740.00	4,792.25			**21,532.25**
1722 · Services - Built systems	73,125.98	2,261.95			**75,387.93**
1724 · Mains - Acq systems	1,737,313.00				**1,737,313.00**
1727 · Mains - Acq adjustment	(263,960.00)				**(263,960.00)**
1728 · Services - Acq adjustment	(3,726.51)				**(3,726.51)**
1771 · A/D - Mains B/S	(3,814.00)		(889.41)		**(4,703.41)**
1772 · A/D - Services B/S	(4,458.12)		(1,874.25)		**(6,332.37)**
1774 · A/D - Mains A/S	(1,080,017.00)		(43,432.80)		**(1,123,449.80)**
1777 · A/D - Mains A/A	65,989.80		13,197.96		**79,187.76**
1778 · A/D - Services A/A	1,859.44		656.40		**2,515.84**
Sub Total Fixed Assets	**539,312.59**	**7,054.20**	**(32,342.10)**	-	**514,024.69**

TNNG Capex Details	As of 12/31/2016	CaPex Additions	Depreciation /Amortization	Retirements	As of 12/31/2017
Fixed Assets					
1720 · Land	260.00				**260.00**
1721 · Mains - Built systems	21,532.25				**21,532.25**
1722 · Services - Built systems	75,387.93	4,001.34			**79,389.27**
1724 · Mains - Acq systems	1,737,313.00				**1,737,313.00**
1727 · Mains - Acq adjustment	(263,960.00)				**(263,960.00)**
1728 · Services - Acq adjustment	(3,726.51)				**(3,726.51)**
1771 · A/D - Mains B/S	(4,703.41)		(942.36)		**(5,645.77)**
1772 · A/D - Services B/S	(6,332.37)		(1,931.17)		**(8,263.54)**
1774 · A/D - Mains A/S	(1,123,449.80)		(43,432.80)		**(1,166,882.60)**
1777 · A/D - Mains A/A	79,187.76		13,197.96		**92,385.72**
1778 · A/D - Services A/A	2,515.84		656.40		**3,172.24**
Sub Total Fixed Assets	**514,024.69**	**4,001.34**	**(32,451.97)**	-	**485,574.06**

TNNG Capex Details	As of 12/31/2017	CaPex Additions	Depreciation /Amortization	Retirements	As of 12/31/2018
Fixed Assets					
1720 · Land	260.00				**260.00**
1721 · Mains - Built systems	21,532.25				**21,532.25**
1722 · Services - Built systems	79,389.27	4,378.19			**83,767.46**
1724 · Mains - Acq systems	1,737,313.00				**1,737,313.00**
1727 · Mains - Acq adjustment	(263,960.00)				**(263,960.00)**
1728 · Services - Acq adjustment	(3,726.51)				**(3,726.51)**
1771 · A/D - Mains B/S	(5,645.77)		(942.28)		**(6,588.05)**
1772 · A/D - Services B/S	(8,263.54)		(2,088.54)		**(10,352.08)**
1774 · A/D - Mains A/S	(1,166,882.60)		(43,433.00)		**(1,210,315.60)**
1777 · A/D - Mains A/A	92,385.72		13,198.28		**105,584.00**
1778 · A/D - Services A/A	3,172.24		656.25		**3,828.49**
Sub Total Fixed Assets	**485,574.06**	**4,378.19**	**(32,609.29)**	-	**457,342.96**

Account	Type	Date	Num	Name	Memo	Clr	Split	Debit	Credit	st	Balance
1721 · Mains	Bill	6/30/2016	1606TNNG	Navitas Uti	Expose 6" gas line to install system odorant		2233 · Othe	3,356.00	-	20,096.00	3,356.00
1721 · Mains	Bill	7/31/2016	1607TNNG	Navitas Uti	Install Odorant tank & plumb PE line		2233 · Othe	1,436.25	-	21,532.25	1,436.25
								4,792.25			

Item 56a, 56b, 56i, 56j

TNNG Capex Details	As of 12/31/2017	CaPex Additions	Depreciation /Amortization	Retirements	As of 12/31/2018
Fixed Assets					
1720 · Land	260.00				**260.00**
1721 · Mains - Built systems	21,532.25				**21,532.25**
1722 · Services - Built systems	79,389.27	4,378.19			**83,767.46**
1724 · Mains - Acq systems	1,737,313.00				**1,737,313.00**
1727 · Mains - Acq adjustment	(263,960.00)				**(263,960.00)**
1728 · Services - Acq adjustment	(3,726.51)				**(3,726.51)**
1771 · A/D - Mains B/S	(5,645.77)		(942.28)		**(6,588.05)**
1772 · A/D - Services B/S	(8,263.54)		(2,088.54)		**(10,352.08)**
1774 · A/D - Mains A/S	(1,166,882.60)		(43,433.00)		**(1,210,315.60)**
1777 · A/D - Mains A/A	92,385.72		13,198.28		**105,584.00**
1778 · A/D - Services A/A	3,172.24		656.25		**3,828.49**
Sub Total Fixed Assets	**485,574.06**	**4,378.19**	**(32,609.29)**	**-**	**457,342.96**

ITEM 56

Item 56 c,m,f,k,o

Company	TNNG	NUC	NUC	TNNG	TNNG	NUC
Item		56c, 56m	56c, 56m	56f	56k	56o
Date	TNNG AR	Meter & regulator parts- 1301	Certified systems parts- 1302	Customer Deposits - 2413	A/P due Utility Operator - 2233	Prepaids Insurance - 1403
31-Jan-18	211,739.16	32,514.24	103,266.66	17,865.00	156,203.91	19,903.26
28-Feb-18	168,454.67	32,514.24	110,559.71	17,465.00	128,471.72	14,927.43
31-Mar-18	168,454.67	32,514.24	117,944.95	17,865.00	123,805.00	9,951.60
30-Apr-18	137,329.03	32,514.24	133,129.07	18,065.00	82,748.00	4,975.77
31-May-18	67,592.16	32,514.24	133,407.03	17,865.00	23,721.41	-
30-Jun-18	37,857.04	32,514.24	142,537.03	17,865.00	33,881.11	5,278.28
31-Jul-18	38,831.93	32,514.24	146,067.03	18,065.00	54,175.42	63,284.80
31-Aug-18	27,148.42	32,514.24	167,608.61	17,165.00	64,559.72	52,733.20
30-Sep-18	35,685.17	32,514.24	182,357.80	18,165.00	64,763.71	47,459.88
31-Oct-18	50,309.23	38,394.24	184,874.30	18,965.00	44,843.18	42,186.56
30-Nov-18	110,611.07	38,394.24	193,975.20	20,665.00	80,122.46	36,913.24
31-Dec-18	172,768.02	38,495.36	196,800.40	19,265.00	102,693.29	31,639.92
Average	**102,231.71**	**33,992.67**	**151,043.98**	**18,273.33**	**79,999.08**	**27,437.83**

Item 56 d,e,g,h,l,n

Company	TNNG	NUC	TNNG	TNNG	TNNG	TNNG
Item	56d	56e	56g	56h	56l	56n
Date	Deferred debts	Insurance Reserves - 1181 & 1182	Interest on Customer Deposits	Contributions in Aid Construction	Customer Advances	Accounts Receivable - Other - 1251
31-Jan-18	-	-	-	-	-	-
28-Feb-18	-	-	-	-	-	-
31-Mar-18	-	-	-	-	-	-
30-Apr-18	-	-	-	-	-	-
31-May-18	-	-	-	-	-	-
30-Jun-18	-	-	-	-	-	-
31-Jul-18	-	-	-	-	-	-
31-Aug-18	-	-	-	-	-	-
30-Sep-18	-	-	-	-	-	-
31-Oct-18	-	-	-	-	-	-
30-Nov-18	-	-	-	-	-	-
31-Dec-18	-	-	-	-	-	-
Average	-	-	-	-	-	-

Item 56a

TNNG - 12/31/18	Plant	Accumulated Depreciation	Net Plant
Pipeline	1,842,872.00	(1,117,842.00)	**725,030.00**
Other Long Term	330,004.00	(282,044.00)	**47,960.00**
Acquisition Adjustment		267,687.00	**267,687.00**
Working Capital	52,515.00		**52,515.00**
	2,225,391.00	**(1,132,199.00)**	**1,093,192.00**

ITEM 56(a)

Navitas Utility Corporation (NUC) performs the billing for its operating systems, including Navitas TN NG, LLC. All costs and expenses, categorized as either a direct or indirect cost, are passed through to the systems on a monthly basis subject to the orders of the appropriate regulatory governing bodies.

Billing method includes:

- Payroll Expenses
- System Billing
- Invoices and Bills

Payroll Expenses

1. Payroll Details for both Biweekly and Semimonthly employees are printed from ADP software for the month.
2. The pretax pay for each employee is entered into an Excel spreadsheet ("Indirect Costs Breakdown") which then applies the percentage for the cost ADP charges for its payroll management software and services in proportion to an employee's earnings.
3. The total payroll costs, including ADP charges, are entered into QuickBooks as a Bill for a Direct Cost (account 5099, subaccount 5100 - Services) to Navitas Utility Corporation (NUC).
4. These payroll costs can be viewed in QuickBooks in the Account QuickReport as a Bill for Salary payroll and Field Payroll under the NUC account.
5. A General Journal entry is created in QuickBooks under the NUC account as an Allocation and Reallocation of the Payroll Expenses reflecting the total amount as a Direct Costs for account 5099 under the Credit column and a breakdown of the Direct Costs and the Indirect Costs for the accounts in parentheses below under the Debit column. The Memo column is used to delineate the employees' initials so that:

- Salary Payroll General Journal entry:
  - Direct Costs (893) reflects the initials JI for the salaried employee that handles the Maintenance of Meters which is billed as a direct cost and passed through directly to the systems that benefit from such service.
  - Indirect Costs (920) reflects the initials RV, TH, RM… for the salaried employees that handle Administration & General Sales for all the systems which is billed as an indirect cost and passed through to all the systems as such.
- Field Payroll General Journal entry:
  - Indirect Costs (908) reflects the initials KC, TK, VK for the field employees that handle Customer Assistance for all the systems which is billed as an indirect cost and passed through to all the systems as such.
  - Indirect Costs (908.46) reflects the initials PL, TF, AR for the field employees that handle Customer Assistance for Oklahoma which is billed as an indirect cost and passed through to Oklahoma.
  - Direct Costs (894) reflects the initials SC for the field employee that handles Maintenance of Other Equipment which is billed as a Direct Cost and passed through to Oklahoma.

- Direct Costs (874.46) reflects the initials JF, AF, RH…for the field employees that handle Mains & Services for Oklahoma which is billed as a direct cost and passed through to Oklahoma.
- Direct Costs (874.16) reflects the initials JW for the field employee that handles Mains & Services for Tennessee which is billed as a direct cost and passed through to Tennessee.
- Direct Costs (893) reflects the initials of JerS, SY for the field employees that handle Maintenance of Meters which is billed as a direct cost and passed through as such.
- Indirect Costs (920) reflects the initials CR, RM for the employees that handle Administration & Gen Sales which is billed as an indirect cost and passed through as such.

Profit & Loss

- The monthly standard Profit & Loss statement of NUC is printed out with a focus on the expenses and costs including the following categories: Mains & Services for each system (KY 874.15, TN 874.16, TX 874.28, and OK 874.46), Maintenance of Mains for each system (KY 887.15, TN 887.16, TX 887.28, and OK 887.46), Maintenance of Meters (893), Maintenance of Other Equipment (894), Customer Records (903), Customer Assistance (908), Administration & Sales (920), Office Supplies (921), Outside Services (923), Safety & Security, Employee Benefits (926), Rents (931), and Maintenance of General Plant (932). These categories are drawn from the Uniform System of Accounts Prescribed for Natural Gas Companies.

System Billing

- The Direct and Indirect Costs and Expenses on the Profit & Loss statement are then entered into Excel spreadsheets ("System Billing") for the corresponding month. The spreadsheets mathematically compute the expense allocations to all the operating systems, using the correlating account QuickBooks categories, based on each systems' meter use percentage and number of customers. Expenses (and revenues) are delineated on separate pages for the QuickBooks' categories as follows:
  - The Direct Charges page reflects expenses for:
    - Mains & Services (account 874) including the expense breakdown for KY, TN, OK, and TX (accounts 874.15, 874.16, 874.46 and 874.28 respectively).
    - Maintenance of Mains (account 887) including the expense breakdown for KY, TN, OK, and TX (accounts 887.15, 887.16, 887.46 and 887.28 respectively).
    - Maintenance of Other Equipment (account 894).
    - Customer Records & Collection (account 903) including the expense breakdown for KY, TN, OK, and TX (accounts 903.15, 903.16, 903.46 and 903.28 respectively).
    - Customer Assistance (account 908) including the expense for OK (908.46).
    - Office Supplies (account 921) including the expense breakdown for KY, TN, OK, and TX (accounts 921.15, 921.16, 921.46 and 921.28 respectively).
    - Outside Services (account 923) including the expense breakdown for KY, TN, OK, and TX (accounts 923.15, 923.16, 923.46 and 923.28 respectively).
  - The Allocation Charges page reflects a breakdown of the monthly expenses allocated to each system including KY, TN, OK, and TX in proportion to the number of customers each system services for the year.

- Allocated charges include Maintenance of Meters (893), Customer Records & Collection (903), Customer Assistance (908), Info Advertising (909), Administration & Gen Sales (920), Office Supplies (921), Outside Services (923), Insurance (924), Safety & Security (925), Employee Benefits (926), Misc Gen Expense (930), Rents (931), Maintenance of General Plant (932) and Equipment Rental for pickups, trucks, heavy equipment, tools, office equipment, and meters.
    - Meter costs are allocated to all the operating systems, as is one of the employee's trucks since the employee services all the systems.
    - Equipment expense associated with a rental truck is allocated to TN because the truck is located there and gets rented there.
    - The building rent associated with the corporate office in Costa Mesa is allocated to all the operating systems because the corporate office services all systems. The building is rented by Navitas Assets because this company is the holding entity.
    - The building rent associated with the operating office in Eakly, OK is allocated to all the systems because it services all the systems. The office is also rented by Navitas Assets.
- The Oklahoma page reflects a breakdown of the monthly expenses and commodity for the systems in OK including FCFA, LeAnn, OK3, and Winstar using the same category of charges as above.
- The Commodity OK page reflects the Units, Cost, Price per Unit per Transporters and Suppliers, and Sales in MCF, Usage by percentage, PGA Portion, and Prior Month Sales for the OK systems including FCFA, OK3, LeAnn (FCFALD), and Winstar.
- The Tennessee page reflects the breakdown of the monthly expenses billed to TN NG system using the same categories for charges as above.
- The Kentucky page reflects the breakdown of the monthly expenses billed to KY NG system using the same category of charges as above.
- The Commodity TN KY page reflects breakdowns for monthly Sales in CCF, Usage, PGA Portion, and Prior Month Sales for the KY and TN systems including the Albany location in KY and the Byrdstown/Fentress and Jellico locations in TN.
- The Commodity Texas page reflects monthly commodity and expenses, using the same categories for charges as above, for the TX system.
- The NUC Rent page reflects the Original Value, Debt/Equity Ratio, Bank Interest Charge for Debts and Depreciation values for pickups, trucks, heavy equipment, tools, office equipment, and meters.
- The NALLC Rent page reflects the corporate office rent Value, Debt/Equity Ratio, Bank Interest Rate and Depreciation value. The corporate office is located in Costa Mesa, CA.
- The FCFA Rent page reflects the FCFA office rent Value, Debt/Equity Ratio, Bank Interest Rate and Depreciation value. The FCFA office is located in Eakly, OK.

Invoices & Bills

- Using the System Billing Excel computations, the expense allocations are entered into QuickBooks to prepare the Invoices which get billed from NUC to all the operating systems which are set up as customers.
- A corresponding bill is prepared in QuickBooks under each operating system using the same expense information as the Invoice.

59. Has the LDC updated the Lead-Lag Study since its last rate case? If so:

a) Provide a copy of the Lead-Lag Study work papers.

b) Provide the percentage of the sample tested to the total test period dollar amount for each account in the Lead-Lag Study.

c) Provide a comparison of the Lead-Lag Study used in this case with the Study used in the previous case and explain any major changes.

Due to the limited number of customers in each jurisdiction, Navitas has adopted the use of the 45-day Formula Approach to calculate cash working capital.

45 days	**12.3%**

Pre revenue expenses

Annual O & M	**$782,342**
Less depreciation	**$57,241**
Less gas costs	**$299,150**
Total	**$425,951**

Working capital $52,515

60. Provide a description of the policy of the LDC, its Parent, Multi-State Utility, or Affiliated Utility Service Company with respect to maintaining minimum cash balances. Provide copies of supporting management directives or minutes from directors' meetings supporting such policies.

Navitas does not have written policies regarding minimum cash balances.

For Tennessee, Navitas maintains a line of credit in excess of $100,000. This line of credit must be cycled (paid to zero) annually.

61. Provide a list of all the LDC's checking accounts, identifying the nature and use for each. Provide a copy of all the LDC's bank statements for each month during the test period.

Navitas TN NG, LLC has two bank accounts: First Volunteer Bank of Chattanooga, TN and Bank 7 of Oklahoma City, OK. These accounts are used for depositing customer payments as well as making the monthly payments to the system operator Navitas Utility Corporation, tax agencies, franchise agencies, and debt service payments. Included herein are copies of the bank statements for each month of the test period.

BANK7

1039 N.W. 63rd St
Oklahoma City, OK 73116

RETURN SERVICE REQUESTED

NAVITAS TN NG, LLC

3186 AIRWAY AVE STE D
COSTA MESA CA 92626-4650

January 2018

Reporting Activity 12/30 - 01/31 *Page 1 of 8*

Managing Your Accounts

Branch Location	Bank7 Oklahoma City
Branch Phone #	405-810-8600
Toll Free Support	800-259-0921
Mailing Address	1039 N.W. 63rd St. Oklahoma City, OK 73116
Online Access	Bank7.com

Summary of Accounts

Account Type	Account Number	Ending Balance
Business7 Checking	XXXXXX3529	$10,263.43
Total Current Value		**$10,263.43**

Business7 Checking - XXXXXX3529

Account Summary

Date	Description			
12/30/2017	**Beginning Balance**	**$23,948.22**	Minimum Balance	$4,012.92
	16 Debit(s) this period	$110,034.24	Average Available Balance	$19,331.27
	37 Credit(s) this period	$96,349.45		
01/31/2018	**Ending Balance**	**$10,263.43**		

Account Activity

Transaction Date	Description	Debits	Credits	Balance
12/30/2017	Beginning Balance			$23,948.22
01/02/2018	Remote Deposit		$614.12	$24,562.34
01/02/2018	BANKCARD MTOT DEP 510159341050086		$347.37	$24,909.71
01/02/2018	BANKCARD BTOT DEP 510159341050086		$356.45	$25,266.16
01/02/2018	BANKCARD MTOT DISC 510159341050086	-$92.66		$25,173.50
01/03/2018	Remote Deposit		$10,035.23	$35,208.73
01/04/2018	Returned Deposited Item	-$153.00		$35,055.73
01/04/2018	Returned Deposited Item Fee	-$7.00		$35,048.73
01/05/2018	Remote Deposit		$18.23	$35,066.96
01/05/2018	BANKCARD BTOT DEP 510159341050086		$1,788.78	$36,855.74

EQUAL HOUSING LENDER Member FDIC

IN CASE OF ERRORS OR QUESTIONS ABOUT YOUR ELECTRONIC TRANSFERS

Write us at the address on the front of this statement or call us at the telephone number on the front of this statement as soon as possible, if you think your statement or receipt is wrong or if you need more information about a transfer on the statement or receipt. We must hear from you no later than 60 days after we send you the FIRST statement on which the error or problem appeared.

(1) Tell us your name and account number.
(2) Describe the error or the transfer you are unsure about, and explain as clearly as you can why you believe there is an error or why you need more information.
(3) Tell us the dollar amount of the suspected error.

We will investigate your complaint and will correct any error promptly. If we take more than 10 business days to do this, we will recredit your account for the amount you think is in error, so that you will have use of the money during the time it takes us to complete our investigation.

IN CASE OF ERRORS OR QUESTIONS ABOUT YOUR STATEMENT, PLEASE WRITE OR CONTACT US AT THE PHONE NUMBER OR ADDRESS LISTED ON THE FIRST PAGE OF YOUR STATEMENT.

If you think your statement is wrong, or if you need more information about a transaction on your statement, write us on a separate sheet at the address shown on your statement as soon as possible. We must hear from you no later than 60 days after we sent you the first statement on which the error or problem appeared. You can telephone us, but doing so will not preserve your rights.

In your letter give us the following information:

(1) Tell us your name and account number.
(2) The dollar amount of the suspected error.
(3) Describe the error and explain, if you can, why you believe there is an error. If you need more information, describe the item you are unsure about.

You do not have to pay any amount in question while we are investigating, but you are still obligated to pay the parts of your statement that are not in question. While we investigate your question, we cannot report you as delinquent or take any action to collect the amount you question.

PLEASE NOTIFY BANK IN WRITING OF CHANGE OF ADDRESS.

TERMS GOVERNING ACCOUNTS

Deposit in or presentment to the Bank of any item for a customer's account shall constitute the customer's consent to the terms hereof with respect to the account and all items deposited therein or presented to the Bank for payment.

All deposits and collections shall be governed by the pertinent provisions of the Uniform Commercial Code—Bank Deposits & Collection (of Texas), as from time to time amended, or as varied by agreements permitted by the statute, including those hereafter set out.

Receipt from others of items for credit to a customer's account shall render the customer liable to the Bank to the same extent as though they had been endorsed by and received directly from the customer. No money or item shall be deemed to have been received by the Bank unless and until it shall have issued a receipt therefor.

The account shall at all times be subject to service and maintenance charges according to the practice of the Bank prevailing at the time.

When the Bank deems such action proper, the Bank may require that the account be closed.

The provisions hereof shall control, in event of conflict with any deposit slip.

The Bank reserves the right to change the provisions hereof by printing on its statement Terms Governing Accounts, incorporating the change. The new Terms Governing Accounts will be effective, prospectively, when the statement containing the change is made available to the customer, by mail or otherwise.

STATEMENTS

If you do not notify us of an unauthorized signature or alteration within a reasonable amount of time (not to exceed 30 days) after we send or make available to you your statement and items: (1) you can assert the unauthorized signature or alteration against us, even if we are unable to show a loss due to your failure and, (2) you cannot assert any unauthorized signatures or alterations by the same wrongdoer on items paid by us after the reasonable time mentioned above elapses, but before we receive your notice. We lose these protections if we fail to exercise ordinary care in paying an item with an unauthorized signature or alteration, unless you do not notify us of the problem within 60 days of when we send or make available to you the statement and items. You must report any other account problem (e.g. erroneous statement or passbook entry, missing signature, unauthorized endorsement, etc.) within this 60 day period or lose your right to assert the problem against us.

Business7 Checking - XXXXXX3529 (continued)

Account Activity (continued)

Transaction Date	Description	Debits	Credits	Balance
01/08/2018	Remote Deposit		$3,391.58	$40,247.32
01/08/2018	BANKCARD BTOT DEP 510159341050086		$589.96	$40,837.28
01/08/2018	CHECK # 1366	-$20,000.00		$20,837.28
01/09/2018	Remote Deposit		$120.40	$20,957.68
01/09/2018	BANKCARD MTOT DEP 510159341050086		$339.11	$21,296.79
01/09/2018	CHECK # 1365	-$4,046.11		$17,250.68
01/10/2018	Remote Deposit		$565.00	$17,815.68
01/10/2018	Remote Deposit		$3,000.00	$20,815.68
01/10/2018	KNIGHTS OF COLUM INS. PREM	-$193.67		$20,622.01
01/10/2018	CHECK # 1367	-$8,000.00		$12,622.01
01/11/2018	Remote Deposit		$50.00	$12,672.01
01/11/2018	BANKCARD MTOT DEP 510159341050086		$491.91	$13,163.92
01/11/2018	CHECK # 1362	-$57.00		$13,106.92
01/11/2018	CHECK # 1361	-$9,094.00		$4,012.92
01/12/2018	BANKCARD BTOT DEP 510159341050086		$39.83	$4,052.75
01/16/2018	Remote Deposit		$2,436.48	$6,489.23
01/16/2018	BANKCARD BTOT DEP 510159341050086		$152.20	$6,641.43
01/16/2018	BANKCARD BTOT DEP 510159341050086		$233.92	$6,875.35
01/16/2018	BANKCARD BTOT DEP 510159341050086		$620.02	$7,495.37
01/16/2018	CHECK # 1363	-$1,414.80		$6,080.57
01/17/2018	CHECK # 1364	-$401.00		$5,679.57
01/18/2018	BANKCARD MTOT DEP 510159341050086		$65.00	$5,744.57
01/19/2018	Remote Deposit		$3,964.70	$9,709.27
01/19/2018	BANKCARD MTOT DEP 510159341050086		$194.70	$9,903.97
01/22/2018	Remote Deposit		$20,546.74	$30,450.71
01/22/2018	BANKCARD BTOT DEP 510159341050086		$797.31	$31,248.02
01/22/2018	BANKCARD BTOT DEP 510159341050086		$1,046.38	$32,294.40
01/22/2018	NAVITAS UTILITY UTILITY PY XXXXXX4573		$7,904.06	$40,198.46
01/22/2018	CHECK # 1369	-$5,864.00		$34,334.46
01/23/2018	Remote Deposit		$386.65	$34,721.11
01/23/2018	BANKCARD BTOT DEP 510159341050086		$865.94	$35,587.05
01/24/2018	Remote Deposit		$757.97	$36,345.02
01/24/2018	TN STATE REVENUE TN TAP XXXXXX0064	-$890.00		$35,455.02
01/25/2018	Remote Deposit		$3,359.55	$38,814.57
01/25/2018	BANKCARD MTOT DEP 510159341050086		$156.08	$38,970.65
01/25/2018	CHECK # 1370	-$30,000.00		$8,970.65

Business7 Checking - XXXXXX3529 (continued)

Account Activity (continued)

Transaction Date	Description	Debits	Credits	Balance
01/26/2018	Remote Deposit		$7,341.44	$16,312.09
01/29/2018	Remote Deposit		$18,755.32	$35,067.41
01/29/2018	BANKCARD BTOT DEP 510159341050086		$40.00	$35,107.41
01/29/2018	BANKCARD BTOT DEP 510159341050086		$146.09	$35,253.50
01/29/2018	CHECK # 1368	-$3,473.00		$31,780.50
01/30/2018	Remote Deposit		$4,755.02	$36,535.52
01/30/2018	BANKCARD BTOT DEP 510159341050086		$75.91	$36,611.43
01/31/2018	CHECK # 1371	-$26,348.00		$10,263.43
01/31/2018	Ending Balance			$10,263.43

Checks Cleared

Check Number	Check Date	Check Amount	Check Number	Check Date	Check Amount
1361	01/11/2018	$9,094.00	1367	01/10/2018	$8,000.00
1362	01/11/2018	$57.00	1368	01/29/2018	$3,473.00
1363	01/16/2018	$1,414.80	1369	01/22/2018	$5,864.00
1364	01/17/2018	$401.00	1370	01/25/2018	$30,000.00
1365	01/09/2018	$4,046.11	1371	01/31/2018	$26,348.00
1366	01/08/2018	$20,000.00			

* Indicates skipped check number

Daily Balances

Date	Amount	Date	Amount	Date	Amount
01/02/2018	$25,173.50	01/11/2018	$4,012.92	01/23/2018	$35,587.05
01/03/2018	$35,208.73	01/12/2018	$4,052.75	01/24/2018	$35,455.02
01/04/2018	$35,048.73	01/16/2018	$6,080.57	01/25/2018	$8,970.65
01/05/2018	$36,855.74	01/17/2018	$5,679.57	01/26/2018	$16,312.09
01/08/2018	$20,837.28	01/18/2018	$5,744.57	01/29/2018	$31,780.50
01/09/2018	$17,250.68	01/19/2018	$9,903.97	01/30/2018	$36,611.43
01/10/2018	$12,622.01	01/22/2018	$34,334.46	01/31/2018	$10,263.43

Overdraft and Returned Item Fees

	Total for this period	Total year-to-date
Total Overdraft Fees	$0.00	$0.00
Total Returned Item Fees	$0.00	$0.00



#1361 20180111 $9,094.00



#1362 20180111 $57.00

#1363 20180116 $1,414.80



#1364 20180117 $401.00

#1365 20180109 $4,046.11



#1366 20180108 $20,000.00

#1367 20180110 $8,000.00



#1368 20180129 $3,473.00

#1369 20180122 $5,864.00



#1370 20180125 $30,000.00


Navitas TN NO, LLC
3185-D Airway Ave.
Costa Mesa, CA 92626-4650

BANK 7
OKLAHOMA CITY, OKLAHOMA
86-3777/1031

1371

1/31/2018

DATE

PAY TO THE ORDER OF Navitas Utility Corporation **26,348.00

Twenty-Six Thousand Three Hundred Forty-Eight and 00/100********** $

DOLLARS

Navitas Utility Corporation
3185-D Airway Ave
Costa Mesa, CA 92626

MEMO

AUTHORIZED SIGNATURE

⑈001371⑈ ⑆103103778⑆ ⑈9023529⑈

#1371 20180131 $26,348.00

Electronic Credit

Bank 7 01#A003007 Deposit Number: 129386152
Processing Date: 2018-01-02 Deposit Amount: $ 614.12
Customer Name: Navitas Utility Corporati
Description: tnng
Online User ID: kcrain
Deposit made to: CHK - TNNG 3529

103103778 9023529 011

20180102 $614.12

Electronic Credit

Bank 7 01#A003007 Deposit Number: 129552546
Processing Date: 2018-01-03 Deposit Amount: $ 10035.23
Customer Name: Navitas Utility Corporati
Description: tnng
Online User ID: kcrain
Deposit made to: CHK - TNNG 3529

103103778 9023529 011

20180103 $10,035.23

Electronic Credit

Bank 7 01#A003007 Deposit Number: 129815991
Processing Date: 2018-01-05 Deposit Amount: $ 18.23
Customer Name: Navitas Utility Corporati
Description: tnng
Online User ID: kcrain
Deposit made to: CHK - TNNG 3529

103103778 9023529 011

20180105 $18.23

Electronic Credit

Bank 7 01#A003007 Deposit Number: 130025326
Processing Date: 2018-01-08 Deposit Amount: $ 3391.58
Customer Name: Navitas Utility Corporati
Description: tnng
Online User ID: kcrain
Deposit made to: CHK - TNNG 3529

103103778 9023529 011

20180108 $3,391.58

Electronic Credit

Bank 7 01#A003007 Deposit Number: 130172407
Processing Date: 2018-01-09 Deposit Amount: $ 120.40
Customer Name: Navitas Utility Corporati
Description: tnng
Online User ID: kcrain
Deposit made to: CHK - TNNG 3529

103103778 9023529 011

20180109 $120.40

Electronic Credit

Bank 7 01#A003007 Deposit Number: 130281093
Processing Date: 2018-01-10 Deposit Amount: $ 565.00
Customer Name: Navitas Utility Corporati
Description: 01102018TNNG
Online User ID: vking
Deposit made to: CHK - TNNG 3529

103103778 9023529 011

20180110 $565.00

Electronic Credit

Bank 7 01#A003007 Deposit Number: 130299981
Processing Date: 2018-01-10 Deposit Amount: $ 3000.00
Customer Name: Navitas Utility Corporati
Description: 180110
Online User ID: joey
Deposit made to: CHK - TNNG 3529

103103778 9023529 011

20180110 $3,000.00

Electronic Credit

Bank 7 01#A003007 Deposit Number: 130393949
Processing Date: 2018-01-11 Deposit Amount: $ 50.00
Customer Name: Navitas Utility Corporati
Description: tnng
Online User ID: kcrain
Deposit made to: CHK - TNNG 3529

103103778 9023529 011

20180111 $50.00

Electronic Credit

Bank 7 01#A003007 Deposit Number: 130797384
Processing Date: 2018-01-16 Deposit Amount: $ 2436.48
Customer Name: Navitas Utility Corporati
Description: tnng
Online User ID: kcrain
Deposit made to: CHK - TNNG 3529

103103778 9023529 011

20180116 $2,436.48

Electronic Credit

Bank 7 01#A003007 Deposit Number: 131144284
Processing Date: 2018-01-19 Deposit Amount: $ 3964.70
Customer Name: Navitas Utility Corporati
Description: tnng
Online User ID: kcrain
Deposit made to: CHK - TNNG 3529

103103778 9023529 011

20180119 $3,964.70

Electronic Credit

Bank 7 01#A003007 Deposit Number: 131368704
Processing Date: 2018-01-22 Deposit Amount: $ 20546.74
Customer Name: Navitas Utility Corporati
Description: tnng
Online User ID: kcrain
Deposit made to: CHK - TNNG 3529

103103778 9023529 011

20180122 $20,546.74

Electronic Credit

Bank 7 01#A003007 Deposit Number: 131482775
Processing Date: 2018-01-23 Deposit Amount: $ 386.65
Customer Name: Navitas Utility Corporati
Description: tnng
Online User ID: kcrain
Deposit made to: CHK - TNNG 3529

103103778 9023529 011

20180123 $386.65

Electronic Credit

Bank 7 01#A003007 Deposit Number: 131589873
Processing Date: 2018-01-24 Deposit Amount: $ 757.97
Customer Name: Navitas Utility Corporati
Description: tnng
Online User ID: kcrain
Deposit made to: CHK - TNNG 3529

103103778 9023529 011

20180124 $757.97

Electronic Credit

Bank 7 01#A003007 Deposit Number: 131688422
Processing Date: 2018-01-25 Deposit Amount: $ 3359.55
Customer Name: Navitas Utility Corporati
Description: 01252018TNNG
Online User ID: vking
Deposit made to: CHK - TNNG 3529

103103778 9023529 011

20180125 $3,359.55

Electronic Credit

Bank 7 01#A003007 Deposit Number: 131810471
Processing Date: 2018-01-26 Deposit Amount: $ 7341.44
Customer Name: Navitas Utility Corporati
Description: 01262018TNNG
Online User ID: vking
Deposit made to: CHK - TNNG 3529

103103778 9023529 011

20180126 $7,341.44

Electronic Credit

Bank 7 01#A003007 Deposit Number: 132031652
Processing Date: 2018-01-29 Deposit Amount: $ 18755.32
Customer Name: Navitas Utility Corporati
Description: tnng
Online User ID: kcrain
Deposit made to: CHK - TNNG 3529

103103778 9023529 011

20180129 $18,755.32

Electronic Credit

Bank 7 01#A003007 Deposit Number: 132154896
Processing Date: 2018-01-30 Deposit Amount: $ 4755.02
Customer Name: Navitas Utility Corporati
Description: tnng
Online User ID: kcrain
Deposit made to: CHK - TNNG 3529

103103778 9023529 011

20180130 $4,755.02

THIS PAGE LEFT INTENTIONALLY BLANK

1039 N.W. 63rd St
Oklahoma City, OK 73116

RETURN SERVICE REQUESTED

NAVITAS TN NG, LLC

3186 AIRWAY AVE STE D
COSTA MESA CA 92626-4650

February 2018

Managing Your Accounts

Branch Location	Bank7 Oklahoma City
Branch Phone #	405-810-8600
Toll Free Support	800-259-0921
Mailing Address	1039 N.W. 63rd St. Oklahoma City, OK 73116
Online Access	Bank7.com

Summary of Accounts

Account Type	Account Number	Ending Balance
Business7 Checking	XXXXXX3529	$4,485.78
Total Current Value		**$4,485.78**

Business7 Checking - XXXXXX3529

Account Summary

Date	Description			
02/01/2018	**Beginning Balance**	**$10,263.43**	Minimum Balance	$4,485.78
	12 Debit(s) this period	$139,583.44	Average Available Balance	$25,919.22
	34 Credit(s) this period	$133,805.79		
02/28/2018	**Ending Balance**	**$4,485.78**		

Account Activity

Transaction Date	Description	Debits	Credits	Balance
02/01/2018	Beginning Balance			$10,263.43
02/01/2018	Remote Deposit		$2,705.44	$12,968.87
02/01/2018	BANKCARD BTOT DEP 510159341050086		$41.87	$13,010.74
02/02/2018	Remote Deposit		$2,571.21	$15,581.95
02/02/2018	BANKCARD BTOT DEP 510159341050086		$150.72	$15,732.67
02/02/2018	BANKCARD MTOT DISC 510159341050086	-$169.96		$15,562.71
02/05/2018	Remote Deposit		$2,558.04	$18,120.75
02/05/2018	BANKCARD BTOT DEP 510159341050086		$131.73	$18,252.48
02/05/2018	BANKCARD BTOT DEP 510159341050086		$1,647.30	$19,899.78
02/06/2018	Remote Deposit		$389.90	$20,289.68

EQUAL HOUSING LENDER Member FDIC

IN CASE OF ERRORS OR QUESTIONS ABOUT YOUR ELECTRONIC TRANSFERS

Write us at the address on the front of this statement or call us at the telephone number on the front of this statement as soon as possible, if you think your statement or receipt is wrong or if you need more information about a transfer on the statement or receipt. We must hear from you no later than 60 days after we send you the FIRST statement on which the error or problem appeared.

(1) Tell us your name and account number.
(2) Describe the error or the transfer you are unsure about, and explain as clearly as you can why you believe there is an error or why you need more information.
(3) Tell us the dollar amount of the suspected error.

We will investigate your complaint and will correct any error promptly. If we take more than 10 business days to do this, we will recredit your account for the amount you think is in error, so that you will have use of the money during the time it takes us to complete our investigation.

IN CASE OF ERRORS OR QUESTIONS ABOUT YOUR STATEMENT, PLEASE WRITE OR CONTACT US AT THE PHONE NUMBER OR ADDRESS LISTED ON THE FIRST PAGE OF YOUR STATEMENT.

If you think your statement is wrong, or if you need more information about a transaction on your statement, write us on a separate sheet at the address shown on your statement as soon as possible. We must hear from you no later than 60 days after we sent you the first statement on which the error or problem appeared. You can telephone us, but doing so will not preserve your rights.

In your letter give us the following information:

(1) Tell us your name and account number.
(2) The dollar amount of the suspected error.
(3) Describe the error and explain, if you can, why you believe there is an error. If you need more information, describe the item you are unsure about.

You do not have to pay any amount in question while we are investigating, but you are still obligated to pay the parts of your statement that are not in question. While we investigate your question, we cannot report you as delinquent or take any action to collect the amount you question.

PLEASE NOTIFY BANK IN WRITING OF CHANGE OF ADDRESS.

TERMS GOVERNING ACCOUNTS

Deposit in or presentment to the Bank of any item for a customer's account shall constitute the customer's consent to the terms hereof with respect to the account and all items deposited therein or presented to the Bank for payment.

All deposits and collections shall be governed by the pertinent provisions of the Uniform Commercial Code—Bank Deposits & Collection (of Texas), as from time to time amended, or as varied by agreements permitted by the statute, including those hereafter set out.

Receipt from others of items for credit to a customer's account shall render the customer liable to the Bank to the same extent as though they had been endorsed by and received directly from the customer. No money or item shall be deemed to have been received by the Bank unless and until it shall have issued a receipt therefor.

The account shall at all times be subject to service and maintenance charges according to the practice of the Bank prevailing at the time.

When the Bank deems such action proper, the Bank may require that the account be closed.

The provisions hereof shall control, in event of conflict with any deposit slip.

The Bank reserves the right to change the provisions hereof by printing on its statement Terms Governing Accounts, incorporating the change. The new Terms Governing Accounts will be effective, prospectively, when the statement containing the change is made available to the customer, by mail or otherwise.

STATEMENTS

If you do not notify us of an unauthorized signature or alteration within a reasonable amount of time (not to exceed 30 days) after we send or make available to you your statement and items: (1) you can assert the unauthorized signature or alteration against us, even if we are unable to show a loss due to your failure and, (2) you cannot assert any unauthorized signatures or alterations by the same wrongdoer on items paid by us after the reasonable time mentioned above elapses, but before we receive your notice. We lose these protections if we fail to exercise ordinary care in paying an item with an unauthorized signature or alteration, unless you do not notify us of the problem within 60 days of when we send or make available to you the statement and items. You must report any other account problem (e.g. erroneous statement or passbook entry, missing signature, unauthorized endorsement, etc.) within this 60 day period or lose your right to assert the problem against us.

Business7 Checking - XXXXXX3529 (continued)

Account Activity (continued)

Transaction Date	Description	Debits	Credits	Balance
02/06/2018	BANKCARD MTOT DEP 510159341050086		$743.41	$21,033.09
02/06/2018	DDA to Loan #1032785	-$1,000.00		$20,033.09
02/07/2018	Remote Deposit		$5,000.00	$25,033.09
02/07/2018	CHECK # 1374	-$10,000.00		$15,033.09
02/08/2018	Remote Deposit		$234.25	$15,267.34
02/08/2018	BANKCARD MTOT DEP 510159341050086		$490.31	$15,757.65
02/09/2018	Remote Deposit		$158.00	$15,915.65
02/09/2018	BANKCARD BTOT DEP 510159341050086		$188.11	$16,103.76
02/09/2018	CHECK # 1372	-$5.83		$16,097.93
02/09/2018	CHECK # 1373	-$4,046.11		$12,051.82
02/12/2018	Remote Deposit		$451.53	$12,503.35
02/12/2018	BANKCARD BTOT DEP 510159341050086		$96.02	$12,599.37
02/12/2018	BANKCARD MTOT DEP 510159341050086		$228.44	$12,827.81
02/12/2018	KNIGHTS OF COLUM INS. PREM	-$193.67		$12,634.14
02/13/2018	Remote Deposit		$75.00	$12,709.14
02/13/2018	BANKCARD BTOT DEP 510159341050086		$181.69	$12,890.83
02/15/2018	Remote Deposit		$12,603.60	$25,494.43
02/16/2018	Remote Deposit		$7,271.04	$32,765.47
02/16/2018	BANKCARD MTOT DEP 510159341050086		$554.29	$33,319.76
02/20/2018	Remote Deposit		$31,805.86	$65,125.62
02/20/2018	BANKCARD MTOT DEP 510159341050086		$316.12	$65,441.74
02/20/2018	BANKCARD BTOT DEP 510159341050086		$328.69	$65,770.43
02/20/2018	BANKCARD BTOT DEP 510159341050086		$885.16	$66,655.59
02/20/2018	NAVITAS UTILITY UTILITY PY XXXXXX4573		$13,090.15	$79,745.74
02/21/2018	CHECK # 1377	-$32,671.00		$47,074.74
02/21/2018	CHECK # 1376	-$1,606.83		$45,467.91
02/22/2018	BANKCARD MTOT DEP 510159341050086		$389.91	$45,857.82
02/22/2018	TN STATE REVENUE TN TAP XXXXXX0624	-$1,643.00		$44,214.82
02/23/2018	Remote Deposit		$28,991.07	$73,205.89
02/23/2018	BANKCARD MTOT DEP 510159341050086		$625.32	$73,831.21
02/23/2018	CHECK # 1378	-$37,631.19		$36,200.02
02/23/2018	CHECK # 1375	-$5,615.85		$30,584.17
02/26/2018	Remote Deposit		$15,644.27	$46,228.44
02/26/2018	BANKCARD BTOT DEP 510159341050086		$590.18	$46,818.62
02/27/2018	Remote Deposit		$1,815.78	$48,634.40
02/27/2018	BANKCARD MTOT DEP 510159341050086		$851.38	$49,485.78

Business7 Checking - XXXXXX3529 (continued)

Account Activity (continued)

Transaction Date	Description	Debits	Credits	Balance
02/28/2018	CHECK # 1379	-$45,000.00		$4,485.78
02/28/2018	Ending Balance			$4,485.78

Checks Cleared

Check Number	Check Date	Check Amount	Check Number	Check Date	Check Amount
1372	02/09/2018	$5.83	1376	02/21/2018	$1,606.83
1373	02/09/2018	$4,046.11	1377	02/21/2018	$32,671.00
1374	02/07/2018	$10,000.00	1378	02/23/2018	$37,631.19
1375	02/23/2018	$5,615.85	1379	02/28/2018	$45,000.00

* Indicates skipped check number

Daily Balances

Date	Amount	Date	Amount	Date	Amount
02/01/2018	$13,010.74	02/09/2018	$12,051.82	02/21/2018	$45,467.91
02/02/2018	$15,562.71	02/12/2018	$12,634.14	02/22/2018	$44,214.82
02/05/2018	$19,899.78	02/13/2018	$12,890.83	02/23/2018	$30,584.17
02/06/2018	$20,033.09	02/15/2018	$25,494.43	02/26/2018	$46,818.62
02/07/2018	$15,033.09	02/16/2018	$33,319.76	02/27/2018	$49,485.78
02/08/2018	$15,757.65	02/20/2018	$79,745.74	02/28/2018	$4,485.78

Overdraft and Returned Item Fees

	Total for this period	Total year-to-date
Total Overdraft Fees	$0.00	$0.00
Total Returned Item Fees	$0.00	$0.00



#1372 20180209 $5.83

#1373 20180209 $4,046.11

#1374 20180207 $10,000.00



#1375 20180223 $5,615.85

#1376 20180221 $1,606.83



#1377 20180221 $32,671.00



#1378 20180223 $37,631.19



#1379 20180228 $45,000.00

Electronic Credit

Bank 7 01#A003007 Deposit Number: 132390726
Processing Date: 2018-02-01 Deposit Amount: $ 2705.44
Customer Name: Navitas Utility Corporati
Description: tnng
Online User ID: kcrain
Deposit made to: CHK - TNNG 3529
103103778 9023529 011

20180201 $2,705.44

Electronic Credit

Bank 7 01#A003007 Deposit Number: 132521229
Processing Date: 2018-02-02 Deposit Amount: $ 2571.21
Customer Name: Navitas Utility Corporati
Description: tnng
Online User ID: kcrain
Deposit made to: CHK - TNNG 3529
103103778 9023529 011

20180202 $2,571.21



Electronic Credit

Bank 7 01#A003007 Deposit Number: 13274[illegible]341
Processing Date: 2018-02-05 Deposit Amount: $ 2558.04
Customer Name: Navitas Utility Corporati
Description: 02052018TNNG
Online User ID: vking
Deposit made to: CHK - TNNG 3529

103103778 9023529 011

20180205 $2,558.04



Electronic Credit

Bank 7 01#A003007 Deposit Number: 132893341
Processing Date: 2018-02-06 Deposit Amount: $ 389.90
Customer Name: Navitas Utility Corporati
Description: 02062018TNNG
Online User ID: vking
Deposit made to: CHK - TNNG 3529

103103778 9023529 011

20180206 $389.90



Electronic Credit

Bank 7 01#A003007 Deposit Number: 133005195
Processing Date: 2018-02-07 Deposit Amount: $ 5000.00
Customer Name: Navitas Utility Corporati
Description: 180207
Online User ID: joey
Deposit made to: CHK - TNNG 3529

103103778 9023529 011

20180207 $5,000.00

Electronic Credit

Bank 7 01#A003007 Deposit Number: 133145684
Processing Date: 2018-02-08 Deposit Amount: $ 234.25
Customer Name: Navitas Utility Corporati
Description: tnng
Online User ID: kcrain
Deposit made to: CHK - TNNG 3529

103103778 9023529 011

20180208 $234.25

Electronic Credit

Bank 7 01#A003007 Deposit Number: 133248727
Processing Date: 2018-02-09 Deposit Amount: $ 158.00
Customer Name: Navitas Utility Corporati
Description: 02092018TNNG
Online User ID: vking
Deposit made to: CHK - TNNG 3529

103103778 9023529 011

20180209 $158.00

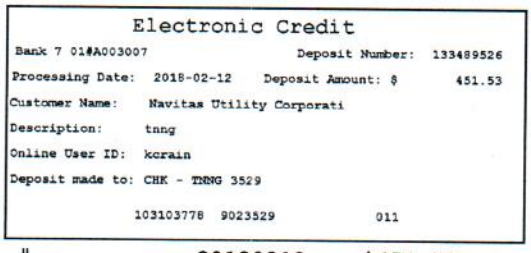

Electronic Credit

Bank 7 01#A003007 Deposit Number: 133489526
Processing Date: 2018-02-12 Deposit Amount: $ 451.53
Customer Name: Navitas Utility Corporati
Description: tnng
Online User ID: kcrain
Deposit made to: CHK - TNNG 3529

103103778 9023529 011

20180212 $451.53

Electronic Credit

Bank 7 01#A003007 Deposit Number: 133605122
Processing Date: 2018-02-13 Deposit Amount: $ 75.00
Customer Name: Navitas Utility Corporati
Description: tnng
Online User ID: kcrain
Deposit made to: CHK - TNNG 3529

103103778 9023529 011

20180213 $75.00

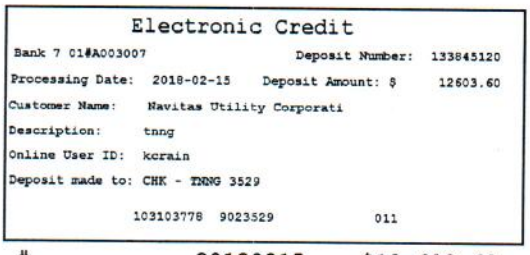

Electronic Credit

Bank 7 01#A003007 Deposit Number: 133845120
Processing Date: 2018-02-15 Deposit Amount: $ 12603.60
Customer Name: Navitas Utility Corporati
Description: tnng
Online User ID: kcrain
Deposit made to: CHK - TNNG 3529

103103778 9023529 011

20180215 $12,603.60



Electronic Credit

Bank 7 01#A003007 Deposit Number: 133965972
Processing Date: 2018-02-16 Deposit Amount: $ 7271.04
Customer Name: Navitas Utility Corporati
Description: tnng
Online User ID: kcrain
Deposit made to: CHK - TNNG 3529

103103778 9023529 011

20180216 $7,271.04



Electronic Credit

Bank 7 01#A003007 Deposit Number: 134236656
Processing Date: 2018-02-20 Deposit Amount: $ 31805.86
Customer Name: Navitas Utility Corporati
Description: tnng
Online User ID: kcrain
Deposit made to: CHK - TNNG 3529

103103778 9023529 011

20180220 $31,805.86

Electronic Credit

Bank 7 01#A003007 Deposit Number: 134610932
Processing Date: 2018-02-23 Deposit Amount: $ 28991.07
Customer Name: Navitas Utility Corporati
Description: tnng
Online User ID: kcrain
Deposit made to: CHK - TNNG 3529

103103778 9023529 011

20180223 $28,991.07

Electronic Credit

Bank 7 01#A003007 Deposit Number: 134818101
Processing Date: 2018-02-26 Deposit Amount: $ 15644.27
Customer Name: Navitas Utility Corporati
Description: tnng
Online User ID: kcrain
Deposit made to: CHK - TNNG 3529

103103778 9023529 011

20180226 $15,644.27

Electronic Credit

Bank 7 01#A003007 Deposit Number: 134958477
Processing Date: 2018-02-27 Deposit Amount: $ 1815.78
Customer Name: Navitas Utility Corporati
Description: tnng
Online User ID: kcrain
Deposit made to: CHK - TNNG 3529

103103778 9023529 011

20180227 $1,815.78

THIS PAGE LEFT INTENTIONALLY BLANK

1039 N.W. 63rd St
Oklahoma City, OK 73116

RETURN SERVICE REQUESTED

NAVITAS TN NG, LLC

3186 AIRWAY AVE STE D COST
A MESA CA 92626-4650

March 2018

Managing Your Accounts

Branch Location	Bank7 Oklahoma City
Branch Phone #	405-810-8600
Toll Free Support	800-259-0921
Mailing Address	1039 N.W. 63rd St. Oklahoma City, OK 73116
Online Access	Bank7.com

Summary of Accounts

Account Type	Account Number	Ending Balance
Business7 Checking	XXXXXX3529	$33,474.05
Total Current Value		**$33,474.05**

Business7 Checking - XXXXXX3529

Account Summary

Date	Description			
03/01/2018	**Beginning Balance**	**$4,485.78**	Minimum Balance	$7,143.21
	11 Debit(s) this period	$82,989.18	Average Available Balance	$22,237.16
	40 Credit(s) this period	$111,977.45		
03/30/2018	**Ending Balance**	**$33,474.05**		

Account Activity

Transaction Date	Description	Debits	Credits	Balance
03/01/2018	Beginning Balance			$4,485.78
03/01/2018	Remote Deposit		$14,334.38	$18,820.16
03/01/2018	BANKCARD BTOT DEP 510159341050086		$301.31	$19,121.47
03/02/2018	Remote Deposit		$3,175.21	$22,296.68
03/02/2018	BANKCARD MTOT DEP 510159341050086		$1,160.36	$23,457.04
03/02/2018	BANKCARD MTOT DISC 510159341050086	-$303.48		$23,153.56
03/05/2018	Remote Deposit		$4,514.41	$27,667.97
03/05/2018	BANKCARD BTOT DEP 510159341050086		$340.28	$28,008.25
03/05/2018	BANKCARD MTOT DEP 510159341050086		$824.11	$28,832.36
03/06/2018	Remote Deposit		$1,361.24	$30,193.60

EQUAL HOUSING LENDER Member FDIC

IN CASE OF ERRORS OR QUESTIONS ABOUT YOUR ELECTRONIC TRANSFERS

Write us at the address on the front of this statement or call us at the telephone number on the front of this statement as soon as possible, if you think your statement or receipt is wrong or if you need more information about a transfer on the statement or receipt. We must hear from you no later than 60 days after we send you the FIRST statement on which the error or problem appeared.

(1) Tell us your name and account number.
(2) Describe the error or the transfer you are unsure about, and explain as clearly as you can why you believe there is an error or why you need more information.
(3) Tell us the dollar amount of the suspected error.

We will investigate your complaint and will correct any error promptly. If we take more than 10 business days to do this, we will recredit your account for the amount you think is in error, so that you will have use of the money during the time it takes us to complete our investigation.

IN CASE OF ERRORS OR QUESTIONS ABOUT YOUR STATEMENT, PLEASE WRITE OR CONTACT US AT THE PHONE NUMBER OR ADDRESS LISTED ON THE FIRST PAGE OF YOUR STATEMENT.

If you think your statement is wrong, or if you need more information about a transaction on your statement, write us on a separate sheet at the address shown on your statement as soon as possible. We must hear from you no later than 60 days after we sent you the first statement on which the error or problem appeared. You can telephone us, but doing so will not preserve your rights.

In your letter give us the following information:

(1) Tell us your name and account number.
(2) The dollar amount of the suspected error.
(3) Describe the error and explain, if you can, why you believe there is an error. If you need more information, describe the item you are unsure about.

You do not have to pay any amount in question while we are investigating, but you are still obligated to pay the parts of your statement that are not in question. While we investigate your question, we cannot report you as delinquent or take any action to collect the amount you question.

PLEASE NOTIFY BANK IN WRITING OF CHANGE OF ADDRESS.

TERMS GOVERNING ACCOUNTS

Deposit in or presentment to the Bank of any item for a customer's account shall constitute the customer's consent to the terms hereof with respect to the account and all items deposited therein or presented to the Bank for payment.

All deposits and collections shall be governed by the pertinent provisions of the Uniform Commercial Code—Bank Deposits & Collection (of Texas), as from time to time amended, or as varied by agreements permitted by the statute, including those hereafter set out.

Receipt from others of items for credit to a customer's account shall render the customer liable to the Bank to the same extent as though they had been endorsed by and received directly from the customer. No money or item shall be deemed to have been received by the Bank unless and until it shall have issued a receipt therefor.

The account shall at all times be subject to service and maintenance charges according to the practice of the Bank prevailing at the time.

When the Bank deems such action proper, the Bank may require that the account be closed.

The provisions hereof shall control, in event of conflict with any deposit slip.

The Bank reserves the right to change the provisions hereof by printing on its statement Terms Governing Accounts, incorporating the change. The new Terms Governing Accounts will be effective, prospectively, when the statement containing the change is made available to the customer, by mail or otherwise.

STATEMENTS

If you do not notify us of an unauthorized signature or alteration within a reasonable amount of time (not to exceed 30 days) after we send or make available to you your statement and items: (1) you can assert the unauthorized signature or alteration against us, even if we are unable to show a loss due to your failure and, (2) you cannot assert any unauthorized signatures or alterations by the same wrongdoer on items paid by us after the reasonable time mentioned above elapses, but before we receive your notice. We lose these protections if we fail to exercise ordinary care in paying an item with an unauthorized signature or alteration, unless you do not notify us of the problem within 60 days of when we send or make available to you the statement and items. You must report any other account problem (e.g. erroneous statement or passbook entry, missing signature, unauthorized endorsement, etc.) within this 60 day period or lose your right to assert the problem against us.

Business7 Checking - XXXXXX3529 (continued)

Account Activity (continued)

Transaction Date	Description	Debits	Credits	Balance
03/06/2018	BANKCARD MTOT DEP 510159341050086		$5,222.17	$35,415.77
03/08/2018	Remote Deposit		$1,174.80	$36,590.57
03/08/2018	BANKCARD BTOT DEP 510159341050086		$873.52	$37,464.09
03/08/2018	CHECK # 1381	-$25,000.00		$12,464.09
03/12/2018	Remote Deposit		$599.14	$13,063.23
03/12/2018	BANKCARD MTOT DEP 510159341050086		$343.83	$13,407.06
03/12/2018	BANKCARD MTOT DEP 510159341050086		$2,176.36	$15,583.42
03/12/2018	KNIGHTS OF COLUM INS. PREM	-$193.67		$15,389.75
03/12/2018	CHECK # 1380	-$4,046.11		$11,343.64
03/13/2018	BANKCARD MTOT DEP 510159341050086		$277.29	$11,620.93
03/13/2018	CHECK # 1383	-$1,794.63		$9,826.30
03/13/2018	CHECK # 1384	-$2,683.09		$7,143.21
03/14/2018	Remote Deposit		$794.95	$7,938.16
03/15/2018	Remote Deposit		$4,860.42	$12,798.58
03/15/2018	BANKCARD BTOT DEP 510159341050086		$661.92	$13,460.50
03/16/2018	Remote Deposit		$4,297.12	$17,757.62
03/16/2018	BANKCARD MTOT DEP 510159341050086		$538.66	$18,296.28
03/19/2018	Remote Deposit		$25,679.07	$43,975.35
03/19/2018	BANKCARD BTOT DEP 510159341050086		$78.21	$44,053.56
03/19/2018	BANKCARD MTOT DEP 510159341050086		$168.45	$44,222.01
03/19/2018	CHECK # 1382	-$25.00		$44,197.01
03/20/2018	Remote Deposit		$1,406.64	$45,603.65
03/20/2018	Remote Deposit		$7,500.00	$53,103.65
03/20/2018	BANKCARD BTOT DEP 510159341050086		$389.36	$53,493.01
03/20/2018	NAVITAS UTILITY UTILITY PY XXXXXX4573		$8,268.07	$61,761.08
03/20/2018	CHECK # 1385	-$46,166.00		$15,595.08
03/21/2018	Remote Deposit		$183.41	$15,778.49
03/22/2018	Remote Deposit		$7,542.43	$23,320.92
03/22/2018	BANKCARD MTOT DEP 510159341050086		$611.90	$23,932.82
03/22/2018	Returned Deposited Item	-$112.20		$23,820.62
03/22/2018	TN STATE REVENUE TN TAP XXXXXX2592	-$2,658.00		$21,162.62
03/22/2018	Returned Deposited Item Fee	-$7.00		$21,155.62
03/23/2018	Remote Deposit		$5,087.09	$26,242.71
03/23/2018	BANKCARD BTOT DEP 510159341050086		$858.33	$27,101.04
03/26/2018	Remote Deposit		$1,136.09	$28,237.13
03/26/2018	BANKCARD MTOT DEP 510159341050086		$241.96	$28,479.09

Business7 Checking - XXXXXX3529 (continued)

Account Activity (continued)

Transaction Date	Description	Debits	Credits	Balance
03/26/2018	BANKCARD BTOT DEP 510159341050086		$281.97	$28,761.06
03/27/2018	Remote Deposit		$977.54	$29,738.60
03/27/2018	BANKCARD MTOT DEP 510159341050086		$50.00	$29,788.60
03/28/2018	Remote Deposit		$922.43	$30,711.03
03/29/2018	Remote Deposit		$2,237.83	$32,948.86
03/29/2018	BANKCARD BTOT DEP 510159341050086		$525.19	$33,474.05
03/30/2018	Ending Balance			$33,474.05

Checks Cleared

Check Number	Check Date	Check Amount	Check Number	Check Date	Check Amount
1380	03/12/2018	$4,046.11	1383	03/13/2018	$1,794.63
1381	03/08/2018	$25,000.00	1384	03/13/2018	$2,683.09
1382	03/19/2018	$25.00	1385	03/20/2018	$46,166.00

* Indicates skipped check number

Daily Balances

Date	Amount	Date	Amount	Date	Amount
03/01/2018	$19,121.47	03/14/2018	$7,938.16	03/23/2018	$27,101.04
03/02/2018	$23,153.56	03/15/2018	$13,460.50	03/26/2018	$28,761.06
03/05/2018	$28,832.36	03/16/2018	$18,296.28	03/27/2018	$29,788.60
03/06/2018	$35,415.77	03/19/2018	$44,197.01	03/28/2018	$30,711.03
03/08/2018	$12,464.09	03/20/2018	$15,595.08	03/29/2018	$33,474.05
03/12/2018	$11,343.64	03/21/2018	$15,778.49		
03/13/2018	$7,143.21	03/22/2018	$21,155.62		

Overdraft and Returned Item Fees

	Total for this period	Total year-to-date
Total Overdraft Fees	$0.00	$0.00
Total Returned Item Fees	$0.00	$0.00

#1380 20180312 $4,046.11

#1381 20180308 $25,000.00



#1382 20180319 $25.00



#1383 20180313 $1,794.63

#1384 20180313 $2,683.09

#1385 20180320 $46,166.00

Electronic Credit

Bank 7 01#A003007 Deposit Number: 135202050
Processing Date: 2018-03-01 Deposit Amount: $ 14334.38
Customer Name: Navitas Utility Corporati
Description: tnng
Online User ID: kcrain
Deposit made to: CHK - TNNG 3529

103103778 9023529 011

20180301 $14,334.38

Electronic Credit

Bank 7 01#A003007 Deposit Number: 135349577
Processing Date: 2018-03-02 Deposit Amount: $ 3175.21
Customer Name: Navitas Utility Corporati
Description: tnng
Online User ID: kcrain
Deposit made to: CHK - TNNG 3529

103103778 9023529 011

20180302 $3,175.21

Electronic Credit

Bank 7 01#A003007 Deposit Number: 135601455
Processing Date: 2018-03-05 Deposit Amount: $ 4514.41
Customer Name: Navitas Utility Corporati
Description: tnng
Online User ID: kcrain
Deposit made to: CHK - TNNG 3529

103103778 9023529 011

20180305 $4,514.41

Electronic Credit

Bank 7 01#A003007 Deposit Number: 135741378
Processing Date: 2018-03-06 Deposit Amount: $ 1361.24
Customer Name: Navitas Utility Corporati
Description: tnng
Online User ID: kcrain
Deposit made to: CHK - TNNG 3529

103103778 9023529 011

20180306 $1,361.24

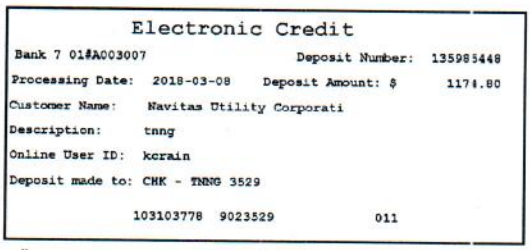

Electronic Credit

Bank 7 01#A003007 Deposit Number: 135985448
Processing Date: 2018-03-08 Deposit Amount: $ 1174.80
Customer Name: Navitas Utility Corporati
Description: tnng
Online User ID: kcrain
Deposit made to: CHK - TNNG 3529

103103778 9023529 011

20180308 $1,174.80

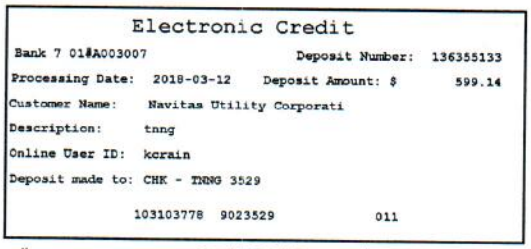

Electronic Credit

Bank 7 01#A003007 Deposit Number: 136355133
Processing Date: 2018-03-12 Deposit Amount: $ 599.14
Customer Name: Navitas Utility Corporati
Description: tnng
Online User ID: kcrain
Deposit made to: CHK - TNNG 3529

103103778 9023529 011

20180312 $599.14

Electronic Credit

Bank 7 01#A003007 Deposit Number: 136569782
Processing Date: 2018-03-14 Deposit Amount: $ 794.95
Customer Name: Navitas Utility Corporati
Description: tnng
Online User ID: kcrain
Deposit made to: CHK - TNNG 3529

103103778 9023529 011

20180314 $794.95

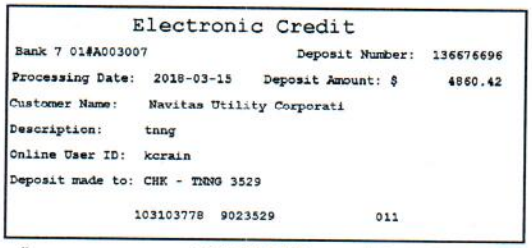

Electronic Credit

Bank 7 01#A003007 Deposit Number: 136676696
Processing Date: 2018-03-15 Deposit Amount: $ 4860.42
Customer Name: Navitas Utility Corporati
Description: tnng
Online User ID: kcrain
Deposit made to: CHK - TNNG 3529

103103778 9023529 011

20180315 $4,860.42

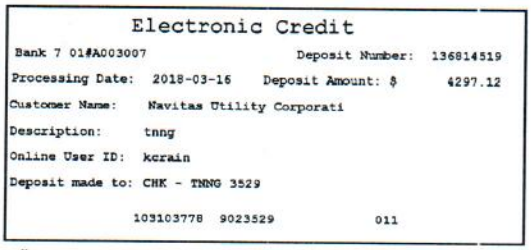

Electronic Credit

Bank 7 01#A003007 Deposit Number: 136814519
Processing Date: 2018-03-16 Deposit Amount: $ 4297.12
Customer Name: Navitas Utility Corporati
Description: tnng
Online User ID: kcrain
Deposit made to: CHK - TNNG 3529

103103778 9023529 011

20180316 $4,297.12

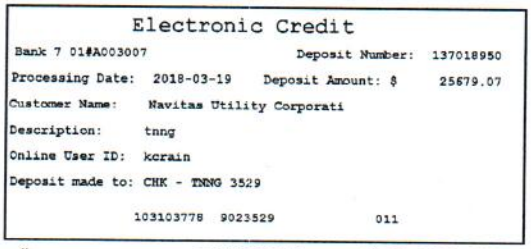

Electronic Credit

Bank 7 01#A003007 Deposit Number: 137018950
Processing Date: 2018-03-19 Deposit Amount: $ 25679.07
Customer Name: Navitas Utility Corporati
Description: tnng
Online User ID: kcrain
Deposit made to: CHK - TNNG 3529

103103778 9023529 011

20180319 $25,679.07

Electronic Credit

Bank 7 01#A003007 Deposit Number: 137151152
Processing Date: 2018-03-20 Deposit Amount: $ 1406.64
Customer Name: Navitas Utility Corporati
Description: tnng
Online User ID: kcrain
Deposit made to: CHK - TNNG 3529

103103778 9023529 011

20180320 $1,406.64



Electronic Credit

Bank 7 01#A003007 Deposit Number: 137172689
Processing Date: 2018-03-20 Deposit Amount: $ 7500.00
Customer Name: Navitas Utility Corporati
Description: 180320
Online User ID: joey
Deposit made to: CHK - TNNG 3529

103103778 9023529 011

20180320 $7,500.00



Electronic Credit

Bank 7 01#A003007 Deposit Number: 137263425
Processing Date: 2018-03-21 Deposit Amount: $ 183.41
Customer Name: Navitas Utility Corporati
Description: tnng
Online User ID: kcrain
Deposit made to: CHK - TNNG 3529

103103778 9023529 011

20180321 $183.41



Electronic Credit

Bank 7 01#A003007 Deposit Number: 137355772
Processing Date: 2018-03-22 Deposit Amount: $ 7542.43
Customer Name: Navitas Utility Corporati
Description: tnng
Online User ID: kcrain
Deposit made to: CHK - TNNG 3529

103103778 9023529 011

20180322 $7,542.43

Electronic Credit

Bank 7 01#A003007 Deposit Number: 137468837
Processing Date: 2018-03-23 Deposit Amount: $ 5087.09
Customer Name: Navitas Utility Corporati
Description: 03232018tnng
Online User ID: vking
Deposit made to: CHK - TNNG 3529

103103778 9023529 011

20180323 $5,087.09

Electronic Credit

Bank 7 01#A003007 Deposit Number: 137689158
Processing Date: 2018-03-26 Deposit Amount: $ 1136.09
Customer Name: Navitas Utility Corporati
Description: tnng
Online User ID: kcrain
Deposit made to: CHK - TNNG 3529

103103778 9023529 011

20180326 $1,136.09

Electronic Credit

Bank 7 01#A003007 Deposit Number: 137814592
Processing Date: 2018-03-27 Deposit Amount: $ 977.54
Customer Name: Navitas Utility Corporati
Description: tnng
Online User ID: kcrain
Deposit made to: CHK - TNNG 3529

103103778 9023529 011

20180327 $977.54

Electronic Credit

Bank 7 01#A003007 Deposit Number: 137936309
Processing Date: 2018-03-28 Deposit Amount: $ 922.43
Customer Name: Navitas Utility Corporati
Description: tnng
Online User ID: kcrain
Deposit made to: CHK - TNNG 3529

103103778 9023529 011

20180328 $922.43

Electronic Credit

Bank 7 01#A003007 Deposit Number: 138013475
Processing Date: 2018-03-29 Deposit Amount: $ 2237.83
Customer Name: Navitas Utility Corporati
Description: tnng
Online User ID: kcrain
Deposit made to: CHK - TNNG 3529

103103778 9023529 011

20180329 $2,237.83

THIS PAGE LEFT INTENTIONALLY BLANK

1039 N.W. 63rd St
Oklahoma City, OK 73116

RETURN SERVICE REQUESTED

NAVITAS TN NG, LLC

3186 AIRWAY AVE STE D
COSTA MESA CA 92626-4650

April 2018

Managing Your Accounts

Branch Location	Bank7 Oklahoma City
Branch Phone #	405-810-8600
Toll Free Support	800-259-0921
Mailing Address	1039 N.W. 63rd St. Oklahoma City, OK 73116
Online Access	Bank7.com

Summary of Accounts

Account Type	Account Number	Ending Balance
Business7 Checking	XXXXXX3529	$6,931.82
Total Current Value		**$6,931.82**

Business7 Checking - XXXXXX3529

Account Summary

Date	Description			
03/31/2018	**Beginning Balance**	**$33,474.05**	Minimum Balance	$1,082.68
	17 Debit(s) this period	$116,656.71	Average Available Balance	$18,216.75
	36 Credit(s) this period	$90,114.48		
04/30/2018	**Ending Balance**	**$6,931.82**		

Account Activity

Transaction Date	Description	Debits	Credits	Balance
03/31/2018	Beginning Balance			$33,474.05
04/02/2018	Remote Deposit		$3,147.43	$36,621.48
04/02/2018	BANKCARD BTOT DEP 510159341050086		$401.62	$37,023.10
04/02/2018	BANKCARD MTOT DISC 510159341050086	-$309.97		$36,713.13
04/03/2018	Remote Deposit		$494.21	$37,207.34
04/03/2018	CHECK # 1390	-$679.33		$36,528.01
04/03/2018	CHECK # 1391	-$2,783.60		$33,744.41
04/04/2018	CHECK # 1388	-$200.00		$33,544.41
04/05/2018	Remote Deposit		$254.05	$33,798.46
04/05/2018	Remote Deposit		$515.16	$34,313.62

EQUAL HOUSING LENDER Member FDIC

IN CASE OF ERRORS OR QUESTIONS ABOUT YOUR ELECTRONIC TRANSFERS

Write us at the address on the front of this statement or call us at the telephone number on the front of this statement as soon as possible, if you think your statement or receipt is wrong or if you need more information about a transfer on the statement or receipt. We must hear from you no later than 60 days after we send you the FIRST statement on which the error or problem appeared.

(1) Tell us your name and account number.
(2) Describe the error or the transfer you are unsure about, and explain as clearly as you can why you believe there is an error or why you need more information.
(3) Tell us the dollar amount of the suspected error.

We will investigate your complaint and will correct any error promptly. If we take more than 10 business days to do this, we will recredit your account for the amount you think is in error, so that you will have use of the money during the time it takes us to complete our investigation.

IN CASE OF ERRORS OR QUESTIONS ABOUT YOUR STATEMENT, PLEASE WRITE OR CONTACT US AT THE PHONE NUMBER OR ADDRESS LISTED ON THE FIRST PAGE OF YOUR STATEMENT.

If you think your statement is wrong, or if you need more information about a transaction on your statement, write us on a separate sheet at the address shown on your statement as soon as possible. We must hear from you no later than 60 days after we sent you the first statement on which the error or problem appeared. You can telephone us, but doing so will not preserve your rights.

In your letter give us the following information:

(1) Tell us your name and account number.
(2) The dollar amount of the suspected error.
(3) Describe the error and explain, if you can, why you believe there is an error. If you need more information, describe the item you are unsure about.

You do not have to pay any amount in question while we are investigating, but you are still obligated to pay the parts of your statement that are not in question. While we investigate your question, we cannot report you as delinquent or take any action to collect the amount you question.

PLEASE NOTIFY BANK IN WRITING OF CHANGE OF ADDRESS.

TERMS GOVERNING ACCOUNTS

Deposit in or presentment to the Bank of any item for a customer's account shall constitute the customer's consent to the terms hereof with respect to the account and all items deposited therein or presented to the Bank for payment.

All deposits and collections shall be governed by the pertinent provisions of the Uniform Commercial Code—Bank Deposits & Collection (of Texas), as from time to time amended, or as varied by agreements permitted by the statute, including those hereafter set out.

Receipt from others of items for credit to a customer's account shall render the customer liable to the Bank to the same extent as though they had been endorsed by and received directly from the customer. No money or item shall be deemed to have been received by the Bank unless and until it shall have issued a receipt therefor.

The account shall at all times be subject to service and maintenance charges according to the practice of the Bank prevailing at the time.

When the Bank deems such action proper, the Bank may require that the account be closed.

The provisions hereof shall control, in event of conflict with any deposit slip.

The Bank reserves the right to change the provisions hereof by printing on its statement Terms Governing Accounts, incorporating the change. The new Terms Governing Accounts will be effective, prospectively, when the statement containing the change is made available to the customer, by mail or otherwise.

STATEMENTS

If you do not notify us of an unauthorized signature or alteration within a reasonable amount of time (not to exceed 30 days) after we send or make available to you your statement and items: (1) you can assert the unauthorized signature or alteration against us, even if we are unable to show a loss due to your failure and, (2) you cannot assert any unauthorized signatures or alterations by the same wrongdoer on items paid by us after the reasonable time mentioned above elapses, but before we receive your notice. We lose these protections if we fail to exercise ordinary care in paying an item with an unauthorized signature or alteration, unless you do not notify us of the problem within 60 days of when we send or make available to you the statement and items. You must report any other account problem (e.g. erroneous statement or passbook entry, missing signature, unauthorized endorsement, etc.) within this 60 day period or lose your right to assert the problem against us.

Business7 Checking - XXXXXX3529 (continued)

Account Activity (continued)

Transaction Date	Description	Debits	Credits	Balance
04/05/2018	BANKCARD MTOT DEP 510159341050086		$2,666.76	$36,980.38
04/06/2018	BANKCARD BTOT DEP 510159341050086		$465.00	$37,445.38
04/06/2018	CHECK # 1387	-$135.85		$37,309.53
04/06/2018	CHECK # 1389	-$2,266.37		$35,043.16
04/09/2018	Remote Deposit		$200.24	$35,243.40
04/09/2018	Remote Deposit		$747.22	$35,990.62
04/09/2018	BANKCARD BTOT DEP 510159341050086		$197.00	$36,187.62
04/09/2018	BANKCARD BTOT DEP 510159341050086		$262.43	$36,450.05
04/10/2018	Remote Deposit		$1,000.00	$37,450.05
04/10/2018	Remote Deposit		$5,000.00	$42,450.05
04/10/2018	BANKCARD MTOT DEP 510159341050086		$374.93	$42,824.98
04/10/2018	KNIGHTS OF COLUM INS. PREM	-$193.67		$42,631.31
04/10/2018	CHECK # 1394	-$35,000.00		$7,631.31
04/10/2018	CHECK # 1386	-$219.81		$7,411.50
04/10/2018	CHECK # 1392	-$300.00		$7,111.50
04/12/2018	Remote Deposit		$9,713.39	$16,824.89
04/12/2018	BANKCARD BTOT DEP 510159341050086		$527.58	$17,352.47
04/13/2018	Remote Deposit		$5,009.55	$22,362.02
04/13/2018	BANKCARD BTOT DEP 510159341050086		$82.54	$22,444.56
04/13/2018	CHECK # 1395	-$4,000.00		$18,444.56
04/13/2018	CHECK # 1393	-$4,046.11		$14,398.45
04/16/2018	Remote Deposit		$20,400.87	$34,799.32
04/16/2018	BANKCARD BTOT DEP 510159341050086		$502.17	$35,301.49
04/16/2018	BANKCARD BTOT DEP 510159341050086		$562.49	$35,863.98
04/17/2018	Remote Deposit		$389.25	$36,253.23
04/17/2018	BANKCARD BTOT DEP 510159341050086		$638.82	$36,892.05
04/17/2018	CHECK # 1396	-$31,000.00		$5,892.05
04/19/2018	Remote Deposit		$1,977.52	$7,869.57
04/20/2018	Remote Deposit		$10,768.92	$18,638.49
04/20/2018	NAVITAS UTILITY UTILITY PY XXXXXX4573		$7,844.90	$26,483.39
04/20/2018	CHECK # 1397	-$12,563.00		$13,920.39
04/23/2018	Remote Deposit		$8,046.96	$21,967.35
04/23/2018	BANKCARD MTOT DEP 510159341050086		$74.33	$22,041.68
04/24/2018	Remote Deposit		$2,000.00	$24,041.68
04/24/2018	TN STATE REVENUE TN TAP XXXXXX7744	-$1,383.00		$22,658.68
04/24/2018	CHECK # 1399	-$1,576.00		$21,082.68

Business7 Checking - XXXXXX3529 (continued)

Account Activity (continued)

Transaction Date	Description	Debits	Credits	Balance
04/24/2018	CHECK # 1398	-$20,000.00		$1,082.68
04/25/2018	Remote Deposit		$393.71	$1,476.39
04/26/2018	Remote Deposit		$459.56	$1,935.95
04/26/2018	BANKCARD BTOT DEP 510159341050086		$137.50	$2,073.45
04/27/2018	Remote Deposit		$354.35	$2,427.80
04/27/2018	BANKCARD BTOT DEP 510159341050086		$756.82	$3,184.62
04/30/2018	Remote Deposit		$3,548.17	$6,732.79
04/30/2018	BANKCARD MTOT DEP 510159341050086		$199.03	$6,931.82
04/30/2018	Ending Balance			$6,931.82

Checks Cleared

Check Number	Check Date	Check Amount	Check Number	Check Date	Check Amount
1386	04/10/2018	$219.81	1393	04/13/2018	$4,046.11
1387	04/06/2018	$135.85	1394	04/10/2018	$35,000.00
1388	04/04/2018	$200.00	1395	04/13/2018	$4,000.00
1389	04/06/2018	$2,266.37	1396	04/17/2018	$31,000.00
1390	04/03/2018	$679.33	1397	04/20/2018	$12,563.00
1391	04/03/2018	$2,783.60	1398	04/24/2018	$20,000.00
1392	04/10/2018	$300.00	1399	04/24/2018	$1,576.00

* Indicates skipped check number

Daily Balances

Date	Amount	Date	Amount	Date	Amount
04/02/2018	$36,713.13	04/12/2018	$17,352.47	04/24/2018	$1,082.68
04/03/2018	$33,744.41	04/13/2018	$14,398.45	04/25/2018	$1,476.39
04/04/2018	$33,544.41	04/16/2018	$35,863.98	04/26/2018	$2,073.45
04/05/2018	$36,980.38	04/17/2018	$5,892.05	04/27/2018	$3,184.62
04/06/2018	$35,043.16	04/19/2018	$7,869.57	04/30/2018	$6,931.82
04/09/2018	$36,450.05	04/20/2018	$13,920.39		
04/10/2018	$7,111.50	04/23/2018	$22,041.68		

Overdraft and Returned Item Fees

	Total for this period	Total year-to-date
Total Overdraft Fees	$0.00	$0.00
Total Returned Item Fees	$0.00	$0.00



#1386 20180410 $219.81



#1387 20180406 $135.85

#1388 20180404 $200.00

#1389 20180406 $2,266.37

#1390 20180403 $679.33

#1391 20180403 $2,783.60



#1392 20180410 $300.00



#1393 20180413 $4,046.11



#1394 20180410 $35,000.00



#1395 20180413 $4,000.00



#1396 20180417 $31,000.00



#1397 20180420 $12,563.00



#1398 20180424 $20,000.00



#1399 20180424 $1,576.00

Electronic Credit

Bank 7 01#A003007 Deposit Number: 138364760
Processing Date: 2018-04-02 Deposit Amount: $ 3147.43
Customer Name: Navitas Utility Corporati
Description: tnng
Online User ID: kcrain
Deposit made to: CHK - TNNG 3529

103103778 9023529 011

20180402 $3,147.43

Electronic Credit

Bank 7 01#A003007 Deposit Number: 138486377
Processing Date: 2018-04-03 Deposit Amount: $ 494.21
Customer Name: Navitas Utility Corporati
Description: tnng
Online User ID: kcrain
Deposit made to: CHK - TNNG 3529

103103778 9023529 011

20180403 $494.21

Electronic Credit

Bank 7 01#A003007 Deposit Number: 138771431
Processing Date: 2018-04-05 Deposit Amount: $ 254.05
Customer Name: Navitas Utility Corporati
Description: tnng
Online User ID: kcrain
Deposit made to: CHK - TNNG 3529

103103778 9023529 011

20180405 $254.05

Electronic Credit

Bank 7 01#A003007 Deposit Number: 138771438
Processing Date: 2018-04-05 Deposit Amount: $ 515.16
Customer Name: Navitas Utility Corporati
Description: tnng2
Online User ID: kcrain
Deposit made to: CHK - TNNG 3529

103103778 9023529 011

20180405 $515.16

Electronic Credit

Bank 7 01#A003007 Deposit Number: 139127686
Processing Date: 2018-04-09 Deposit Amount: $ 200.24
Customer Name: Navitas Utility Corporati
Description: tnng2
Online User ID: kcrain
Deposit made to: CHK - TNNG 3529

103103778 9023529 011

20180409 $200.24

Electronic Credit

Bank 7 01#A003007 Deposit Number: 139127298
Processing Date: 2018-04-09 Deposit Amount: $ 747.22
Customer Name: Navitas Utility Corporati
Description: tnng
Online User ID: kcrain
Deposit made to: CHK - TNNG 3529

103103778 9023529 011

20180409 $747.22

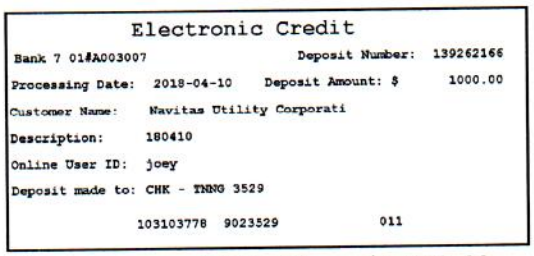

Electronic Credit

Bank 7 01#A003007 Deposit Number: 139262166
Processing Date: 2018-04-10 Deposit Amount: $ 1000.00
Customer Name: Navitas Utility Corporati
Description: 180410
Online User ID: joey
Deposit made to: CHK - TNNG 3529

103103778 9023529 011

20180410 $1,000.00

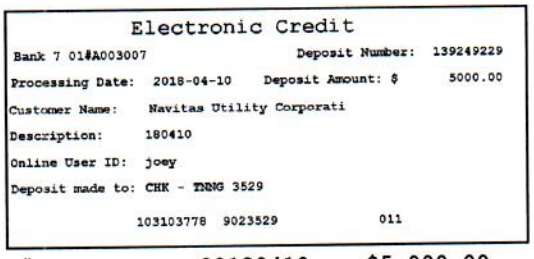

Electronic Credit

Bank 7 01#A003007 Deposit Number: 139249229
Processing Date: 2018-04-10 Deposit Amount: $ 5000.00
Customer Name: Navitas Utility Corporati
Description: 180410
Online User ID: joey
Deposit made to: CHK - TNNG 3529

103103778 9023529 011

20180410 $5,000.00



Electronic Credit

Bank 7 01#A003007 Deposit Number: 139492127
Processing Date: 2018-04-12 Deposit Amount: $ 9713.39
Customer Name: Navitas Utility Corporati
Description: tnng
Online User ID: kcrain
Deposit made to: CHK - TNNG 3529

103103778 9023529 011

20180412 $9,713.39



Electronic Credit

Bank 7 01#A003007 Deposit Number: 139643243
Processing Date: 2018-04-13 Deposit Amount: $ 5009.55
Customer Name: Navitas Utility Corporati
Description: tnng
Online User ID: kcrain
Deposit made to: CHK - TNNG 3529

103103778 9023529 011

20180413 $5,009.55

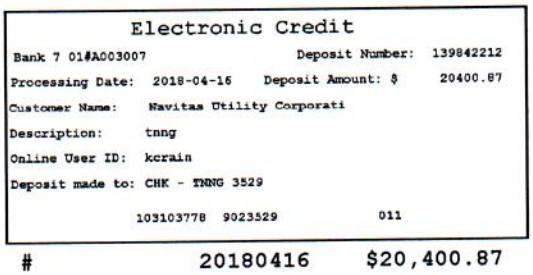

Electronic Credit

Bank 7 01#A003007 Deposit Number: 139842212
Processing Date: 2018-04-16 Deposit Amount: $ 20400.87
Customer Name: Navitas Utility Corporati
Description: tnng
Online User ID: kcrain
Deposit made to: CHK - TNNG 3529

103103778 9023529 011

20180416 $20,400.87

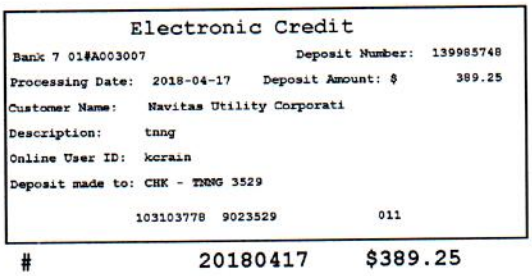

Electronic Credit

Bank 7 01#A003007 Deposit Number: 139985748
Processing Date: 2018-04-17 Deposit Amount: $ 389.25
Customer Name: Navitas Utility Corporati
Description: tnng
Online User ID: kcrain
Deposit made to: CHK - TNNG 3529

103103778 9023529 011

20180417 $389.25

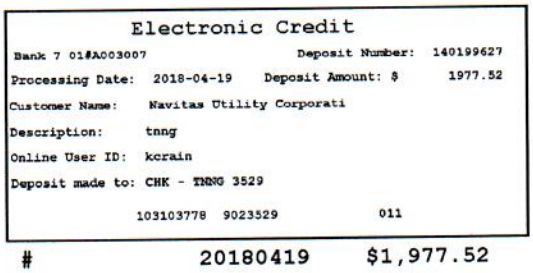

Electronic Credit

Bank 7 01#A003007 Deposit Number: 140199627
Processing Date: 2018-04-19 Deposit Amount: $ 1977.52
Customer Name: Navitas Utility Corporati
Description: tnng
Online User ID: kcrain
Deposit made to: CHK - TNNG 3529

103103778 9023529 011

20180419 $1,977.52



Electronic Credit

Bank 7 01#A003007 Deposit Number: 140350656
Processing Date: 2018-04-20 Deposit Amount: $ 10768.92
Customer Name: Navitas Utility Corporati
Description: tnng
Online User ID: kcrain
Deposit made to: CHK - TNNG 3529

103103778 9023529 011

20180420 $10,768.92

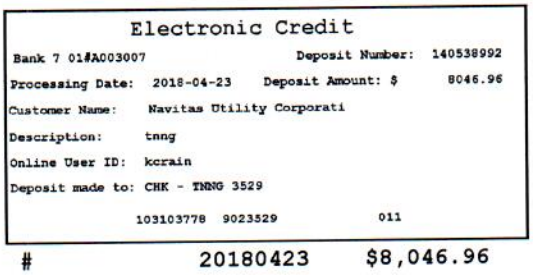

Electronic Credit

Bank 7 01#A003007 Deposit Number: 140538992
Processing Date: 2018-04-23 Deposit Amount: $ 8046.96
Customer Name: Navitas Utility Corporati
Description: tnng
Online User ID: kcrain
Deposit made to: CHK - TNNG 3529

103103778 9023529 011

20180423 $8,046.96



Electronic Credit

Bank 7 01#A003007 Deposit Number: 140601555
Processing Date: 2018-04-23 Deposit Amount: $ 2000.00
Customer Name: Navitas Utility Corporati
Description: 180423
Online User ID: joey
Deposit made to: CHK - TNNG 3529

103103778 9023529 011

20180424 $2,000.00

Electronic Credit

Bank 7 01#A003007 Deposit Number: 140778635
Processing Date: 2018-04-25 Deposit Amount: $ 393.71
Customer Name: Navitas Utility Corporati
Description: tnng
Online User ID: kcrain
Deposit made to: CHK - TNNG 3529

103103778 9023529 011

20180425 $393.71



Electronic Credit

Bank 7 01#A003007 Deposit Number: 140894085
Processing Date: 2018-04-26 Deposit Amount: $ 459.56
Customer Name: Navitas Utility Corporati
Description: tnng
Online User ID: kcrain
Deposit made to: CHK - TNNG 3529

103103778 9023529 011

20180426 $459.56

Electronic Credit

Bank 7 01#A003007 Deposit Number: 141015595
Processing Date: 2018-04-27 Deposit Amount: $ 354.35
Customer Name: Navitas Utility Corporati
Description: tnng
Online User ID: kcrain
Deposit made to: CHK - TNNG 3529

103103778 9023529 011

20180427 $354.35

Electronic Credit

Bank 7 01#A003007 Deposit Number: 141240553
Processing Date: 2018-04-30 Deposit Amount: $ 3548.17
Customer Name: Navitas Utility Corporati
Description: tnng
Online User ID: kcrain
Deposit made to: CHK - TNNG 3529

103103778 9023529 011

20180430 $3,548.17

1039 N.W. 63rd St
Oklahoma City, OK 73116

RETURN SERVICE REQUESTED

NAVITAS TN NG, LLC

3186 AIRWAY AVE STE D
COSTA MESA CA 92626-4650

May 2018

Managing Your Accounts

Branch Location	Bank7 Oklahoma City
Branch Phone #	405-810-8600
Toll Free Support	800-259-0921
Mailing Address	1039 N.W. 63rd St. Oklahoma City, OK 73116
Online Access	Bank7.com

Summary of Accounts

Account Type	Account Number	Ending Balance
Business7 Checking	XXXXXX3529	$4,513.92
Total Current Value		**$4,513.92**

Business7 Checking - XXXXXX3529

Account Summary

Date	Description			
05/01/2018	**Beginning Balance**	**$6,931.82**	Minimum Balance	-$5,480.75
	15 Debit(s) this period	$121,985.34	Average Available Balance	$14,922.09
	36 Credit(s) this period	$119,567.44		
05/31/2018	**Ending Balance**	**$4,513.92**		

Account Activity

Transaction Date	Description	Debits	Credits	Balance
05/01/2018	Beginning Balance			$6,931.82
05/01/2018	Remote Deposit		$611.79	$7,543.61
05/01/2018	BANKCARD BTOT DEP 510159341050086		$195.56	$7,739.17
05/02/2018	BANKCARD MTOT DISC 510159341050086	-$155.23		$7,583.94
05/03/2018	Remote Deposit		$951.99	$8,535.93
05/03/2018	Remote Deposit		$9,897.41	$18,433.34
05/03/2018	BANKCARD MTOT DEP 510159341050086		$1,768.73	$20,202.07
05/04/2018	Remote Deposit		$427.89	$20,629.96
05/04/2018	BANKCARD MTOT DEP 510159341050086		$439.68	$21,069.64
05/07/2018	Remote Deposit		$3,860.38	$24,930.02

EQUAL HOUSING LENDER Member FDIC

IN CASE OF ERRORS OR QUESTIONS ABOUT YOUR ELECTRONIC TRANSFERS

Write us at the address on the front of this statement or call us at the telephone number on the front of this statement as soon as possible, if you think your statement or receipt is wrong or if you need more information about a transfer on the statement or receipt. We must hear from you no later than 60 days after we send you the FIRST statement on which the error or problem appeared.

(1) Tell us your name and account number.
(2) Describe the error or the transfer you are unsure about, and explain as clearly as you can why you believe there is an error or why you need more information.
(3) Tell us the dollar amount of the suspected error.

We will investigate your complaint and will correct any error promptly. If we take more than 10 business days to do this, we will recredit your account for the amount you think is in error, so that you will have use of the money during the time it takes us to complete our investigation.

IN CASE OF ERRORS OR QUESTIONS ABOUT YOUR STATEMENT, PLEASE WRITE OR CONTACT US AT THE PHONE NUMBER OR ADDRESS LISTED ON THE FIRST PAGE OF YOUR STATEMENT.

If you think your statement is wrong, or if you need more information about a transaction on your statement, write us on a separate sheet at the address shown on your statement as soon as possible. We must hear from you no later than 60 days after we sent you the first statement on which the error or problem appeared. You can telephone us, but doing so will not preserve your rights.

In your letter give us the following information:

(1) Tell us your name and account number.
(2) The dollar amount of the suspected error.
(3) Describe the error and explain, if you can, why you believe there is an error. If you need more information, describe the item you are unsure about.

You do not have to pay any amount in question while we are investigating, but you are still obligated to pay the parts of your statement that are not in question. While we investigate your question, we cannot report you as delinquent or take any action to collect the amount you question.

PLEASE NOTIFY BANK IN WRITING OF CHANGE OF ADDRESS.

TERMS GOVERNING ACCOUNTS

Deposit in or presentment to the Bank of any item for a customer's account shall constitute the customer's consent to the terms hereof with respect to the account and all items deposited therein or presented to the Bank for payment.

All deposits and collections shall be governed by the pertinent provisions of the Uniform Commercial Code—Bank Deposits & Collection (of Texas), as from time to time amended, or as varied by agreements permitted by the statute, including those hereafter set out.

Receipt from others of items for credit to a customer's account shall render the customer liable to the Bank to the same extent as though they had been endorsed by and received directly from the customer. No money or item shall be deemed to have been received by the Bank unless and until it shall have issued a receipt therefor.

The account shall at all times be subject to service and maintenance charges according to the practice of the Bank prevailing at the time.

When the Bank deems such action proper, the Bank may require that the account be closed.

The provisions hereof shall control, in event of conflict with any deposit slip.

The Bank reserves the right to change the provisions hereof by printing on its statement Terms Governing Accounts, incorporating the change. The new Terms Governing Accounts will be effective, prospectively, when the statement containing the change is made available to the customer, by mail or otherwise.

STATEMENTS

If you do not notify us of an unauthorized signature or alteration within a reasonable amount of time (not to exceed 30 days) after we send or make available to you your statement and items: (1) you can assert the unauthorized signature or alteration against us, even if we are unable to show a loss due to your failure and, (2) you cannot assert any unauthorized signatures or alterations by the same wrongdoer on items paid by us after the reasonable time mentioned above elapses, but before we receive your notice. We lose these protections if we fail to exercise ordinary care in paying an item with an unauthorized signature or alteration, unless you do not notify us of the problem within 60 days of when we send or make available to you the statement and items. You must report any other account problem (e.g. erroneous statement or passbook entry, missing signature, unauthorized endorsement, etc.) within this 60 day period or lose your right to assert the problem against us.

Business7 Checking - XXXXXX3529 (continued)

Account Activity (continued)

Transaction Date	Description	Debits	Credits	Balance
05/07/2018	BANKCARD MTOT DEP 510159341050086		$223.10	$25,153.12
05/07/2018	BANKCARD MTOT DEP 510159341050086		$594.56	$25,747.68
05/08/2018	BANKCARD MTOT DEP 510159341050086		$305.35	$26,053.03
05/09/2018	Remote Deposit		$4,500.00	$30,553.03
05/10/2018	Remote Deposit		$217.03	$30,770.06
05/10/2018	BANKCARD BTOT DEP 510159341050086		$225.00	$30,995.06
05/10/2018	KNIGHTS OF COLUM INS. PREM	-$193.67		$30,801.39
05/10/2018	CHECK # 1400	-$17,444.00		$13,357.39
05/14/2018	Remote Deposit		$637.08	$13,994.47
05/14/2018	BANKCARD MTOT DEP 510159341050086		$357.67	$14,352.14
05/15/2018	Remote Deposit		$1,820.75	$16,172.89
05/15/2018	BANKCARD MTOT DEP 510159341050086		$445.00	$16,617.89
05/15/2018	CHECK # 1402	-$14,000.00		$2,617.89
05/17/2018	Remote Deposit		$8,559.18	$11,177.07
05/17/2018	BANKCARD MTOT DEP 510159341050086		$643.81	$11,820.88
05/18/2018	Remote Deposit		$1,742.60	$13,563.48
05/18/2018	BANKCARD BTOT DEP 510159341050086		$72.84	$13,636.32
05/18/2018	CHECK # 1403	-$10,000.00		$3,636.32
05/21/2018	Remote Deposit		$48,876.63	$52,512.95
05/21/2018	BANKCARD MTOT DEP 510159341050086		$66.89	$52,579.84
05/21/2018	BANKCARD BTOT DEP 510159341050086		$146.69	$52,726.53
05/21/2018	NAVITAS UTILITY UTILITY PY XXXXXX4573		$6,594.06	$59,320.59
05/21/2018	CHECK # 1401	-$150.00		$59,170.59
05/22/2018	Remote Deposit		$384.45	$59,555.04
05/22/2018	BANKCARD BTOT DEP 510159341050086		$295.00	$59,850.04
05/23/2018	Returned Deposited Item	-$35.00		$59,815.04
05/23/2018	TN STATE REVENUE TN TAP XXXXXX1952	-$1,420.00		$58,395.04
05/23/2018	CHECK # 1405	-$50,000.00		$8,395.04
05/23/2018	Returned Deposited Item Fee	-$7.00		$8,388.04
05/24/2018	Remote Deposit		$2,800.00	$11,188.04
05/24/2018	Remote Deposit		$6,727.74	$17,915.78
05/24/2018	BANKCARD MTOT DEP 510159341050086		$540.08	$18,455.86
05/25/2018	Remote Deposit		$1,885.62	$20,341.48
05/25/2018	CHECK # 1408	-$11,500.00		$8,841.48
05/29/2018	Remote Deposit		$2,210.90	$11,052.38
05/29/2018	BANKCARD MTOT DEP 510159341050086		$133.90	$11,186.28

Business7 Checking - XXXXXX3529 (continued)

Account Activity (continued)

Transaction Date	Description	Debits	Credits	Balance
05/29/2018	BANKCARD MTOT DEP 510159341050086		$408.08	$11,594.36
05/29/2018	CHECK # 1404	-$4,046.11		$7,548.25
05/29/2018	*CHECK # 1409*	*-$13,000.00*		*-$5,451.75*
05/29/2018	*CHK# 1409 AMT $13,000.00, OVERDRAFT ITEM FEE*	*-$29.00*		*-$5,480.75*
05/31/2018	Loan Advance from Loan 1032785		$10,000.00	$4,519.25
05/31/2018	Interest on Overdraft	-$5.33		$4,513.92
05/31/2018	Ending Balance			$4,513.92

Checks Cleared

Check Number	Check Date	Check Amount	Check Number	Check Date	Check Amount
1400	05/10/2018	$17,444.00	1404	05/29/2018	$4,046.11
1401	05/21/2018	$150.00	1405	05/23/2018	$50,000.00
1402	05/15/2018	$14,000.00	1408*	05/25/2018	$11,500.00
1403	05/18/2018	$10,000.00	1409	05/29/2018	$13,000.00

* Indicates skipped check number

Daily Balances

Date	Amount	Date	Amount	Date	Amount
05/01/2018	$7,739.17	05/10/2018	$13,357.39	05/23/2018	$8,388.04
05/02/2018	$7,583.94	05/14/2018	$14,352.14	05/24/2018	$18,455.86
05/03/2018	$20,202.07	05/15/2018	$2,617.89	05/25/2018	$8,841.48
05/04/2018	$21,069.64	05/17/2018	$11,820.88	05/29/2018	-$5,480.75
05/07/2018	$25,747.68	05/18/2018	$3,636.32	05/31/2018	$4,513.92
05/08/2018	$26,053.03	05/21/2018	$59,170.59		
05/09/2018	$30,553.03	05/22/2018	$59,850.04		

Overdraft and Returned Item Fees

	Total for this period	Total year-to-date
Total Overdraft Fees	$34.33	$34.33
Total Returned Item Fees	$0.00	$0.00

#1400 20180510 $17,444.00

#1401 20180521 $150.00

#1402 20180515 $14,000.00



#1403 20180518 $10,000.00

#1404 20180529 $4,046.11



#1405 20180523 $50,000.00



#1408 20180525 $11,500.00

#1409 20180529 $13,000.00

Electronic Credit

Bank 7 01#A003007 Deposit Number: 141358074
Processing Date: 2018-05-01 Deposit Amount: $ 611.79
Customer Name: Navitas Utility Corporati
Description: 05012018TNNG
Online User ID: vking
Deposit made to: CHK - TNNG 3529

103103778 9023529 011

20180501 $611.79

Electronic Credit

Bank 7 01#A003007 Deposit Number: 141667668
Processing Date: 2018-05-03 Deposit Amount: $ 951.99
Customer Name: Navitas Utility Corporati
Description: tnng2
Online User ID: kcrain
Deposit made to: CHK - TNNG 3529

103103778 9023529 011

20180503 $951.99

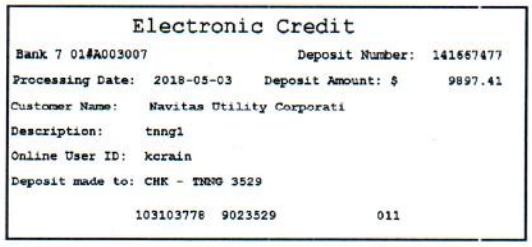

Electronic Credit

Bank 7 01#A003007 Deposit Number: 141667477
Processing Date: 2018-05-03 Deposit Amount: $ 9897.41
Customer Name: Navitas Utility Corporati
Description: tnng1
Online User ID: kcrain
Deposit made to: CHK - TNNG 3529

103103778 9023529 011

20180503 $9,897.41

Electronic Credit

Bank 7 01#A003007 Deposit Number: 141809260
Processing Date: 2018-05-04 Deposit Amount: $ 427.89
Customer Name: Navitas Utility Corporati
Description: tnng
Online User ID: kcrain
Deposit made to: CHK - TNNG 3529

103103778 9023529 011

20180504 $427.89

Electronic Credit

Bank 7 01#A003007 Deposit Number: 142039307
Processing Date: 2018-05-07 Deposit Amount: $ 3860.38
Customer Name: Navitas Utility Corporati
Description: tnng
Online User ID: kcrain
Deposit made to: CHK - TNNG 3529

103103778 9023529 011

20180507 $3,860.38



Electronic Credit

Bank 7 01#A003007 Deposit Number: 142299196
Processing Date: 2018-05-09 Deposit Amount: $ 4500.00
Customer Name: Navitas Utility Corporati
Description: 180509 NAVITAS TN NG
Online User ID: rmodglin
Deposit made to: CHK - TNNG 3529

103103778 9023529 011

20180509 $4,500.00

Electronic Credit

Bank 7 01#A003007 Deposit Number: 142429824
Processing Date: 2018-05-10 Deposit Amount: $ 217.03
Customer Name: Navitas Utility Corporati
Description: tnng
Online User ID: kcrain
Deposit made to: CHK - TNNG 3529

103103778 9023529 011

20180510 $217.03

Electronic Credit

Bank 7 01#A003007 Deposit Number: 142785155
Processing Date: 2018-05-14 Deposit Amount: $ 637.08
Customer Name: Navitas Utility Corporati
Description: tnng
Online User ID: kcrain
Deposit made to: CHK - TNNG 3529

103103778 9023529 011

20180514 $637.08

Electronic Credit

Bank 7 01#A003007 Deposit Number: 142916163
Processing Date: 2018-05-15 Deposit Amount: $ 1820.75
Customer Name: Navitas Utility Corporati
Description: tnng
Online User ID: kcrain
Deposit made to: CHK - TNNG 3529

103103778 9023529 011

20180515 $1,820.75

Electronic Credit

Bank 7 01#A003007 Deposit Number: 143153817
Processing Date: 2018-05-17 Deposit Amount: $ 8559.18
Customer Name: Navitas Utility Corporati
Description: tnng
Online User ID: kcrain
Deposit made to: CHK - TNNG 3529

103103778 9023529 011

20180517 $8,559.18

Electronic Credit

Bank 7 01#A003007 Deposit Number: 143282632
Processing Date: 2018-05-18 Deposit Amount: $ 1742.60
Customer Name: Navitas Utility Corporati
Description: tnng
Online User ID: kcrain
Deposit made to: CHK - TNNG 3529

103103778 9023529 011

20180518 $1,742.60



Electronic Credit

Bank 7 01#A003007 Deposit Number: 143498732
Processing Date: 2018-05-21 Deposit Amount: $ 48876.63
Customer Name: Navitas Utility Corporati
Description: tnng
Online User ID: kcrain
Deposit made to: CHK - TNNG 3529

103103778 9023529 011

20180521 $48,876.63

Electronic Credit

Bank 7 01#A003007 Deposit Number: 143653398
Processing Date: 2018-05-22 Deposit Amount: $ 384.45
Customer Name: Navitas Utility Corporati
Description: 05222018TNNG
Online User ID: vking
Deposit made to: CHK - TNNG 3529
103103778 9023529 011

20180522 $384.45

Electronic Credit

Bank 7 01#A003007 Deposit Number: 143849543
Processing Date: 2018-05-24 Deposit Amount: $ 2800.00
Customer Name: Navitas Utility Corporati
Description: 180523
Online User ID: rmiranda
Deposit made to: CHK - TNNG 3529
103103778 9023529 011

20180524 $2,800.00

Electronic Credit

Bank 7 01#A003007 Deposit Number: 143862565
Processing Date: 2018-05-24 Deposit Amount: $ 6727.74
Customer Name: Navitas Utility Corporati
Description: tnng
Online User ID: kcrain
Deposit made to: CHK - TNNG 3529
103103778 9023529 011

20180524 $6,727.74

Electronic Credit

Bank 7 01#A003007 Deposit Number: 143998076
Processing Date: 2018-05-25 Deposit Amount: $ 1885.62
Customer Name: Navitas Utility Corporati
Description: tnng
Online User ID: kcrain
Deposit made to: CHK - TNNG 3529
103103778 9023529 011

20180525 $1,885.62

Electronic Credit

Bank 7 01#A003007 Deposit Number: 144230734
Processing Date: 2018-05-29 Deposit Amount: $ 2210.90
Customer Name: Navitas Utility Corporati
Description: tnng
Online User ID: kcrain
Deposit made to: CHK - TNNG 3529
103103778 9023529 011

20180529 $2,210.90

THIS PAGE LEFT INTENTIONALLY BLANK

1039 N.W. 63rd St
Oklahoma City, OK 73116

RETURN SERVICE REQUESTED

NAVITAS TN NG, LLC

3186 AIRWAY AVE STE D
COSTA MESA CA 92626-4650

June 2018

Managing Your Accounts

Branch Location	Bank7 Oklahoma City
Branch Phone #	405-810-8600
Toll Free Support	800-259-0921
Mailing Address	1039 N.W. 63rd St. Oklahoma City, OK 73116
Online Access	Bank7.com

New Mobile and Remote Deposit Endorsement Regulations

EFFECTIVE JULY 1ST, 2018

To help comply with federal guidelines for security, we will require a new endorsement on checks you deposit through our mobile banking.
Beginning July 1st, you must write **For Bank7 Mobile Deposit Only** and sign the reverse side of the check being deposited with our mobile app. Without this complete endorsement, your deposit may be delayed or rejected.

Questions about your Mobile Deposits? Call us at 800-259-0921.

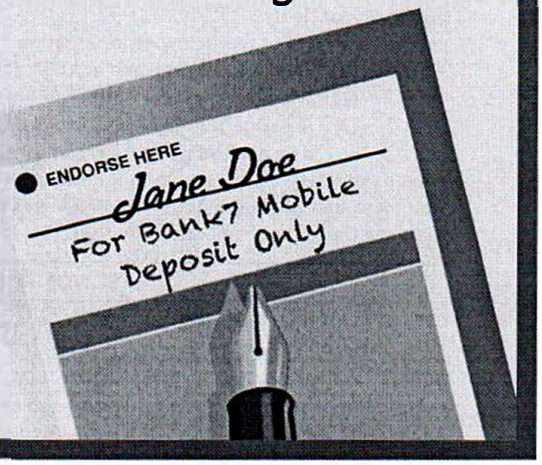

Summary of Accounts

Account Type	Account Number	Ending Balance
Business7 Checking	XXXXXX3529	$11,468.05
Total Current Value		**$11,468.05**

Member FDIC
EQUAL HOUSING LENDER

IN CASE OF ERRORS OR QUESTIONS ABOUT YOUR ELECTRONIC TRANSFERS

Write us at the address on the front of this statement or call us at the telephone number on the front of this statement as soon as possible, if you think your statement or receipt is wrong or if you need more information about a transfer on the statement or receipt. We must hear from you no later than 60 days after we send you the FIRST statement on which the error or problem appeared.

(1) Tell us your name and account number.
(2) Describe the error or the transfer you are unsure about, and explain as clearly as you can why you believe there is an error or why you need more information.
(3) Tell us the dollar amount of the suspected error.

We will investigate your complaint and will correct any error promptly. If we take more than 10 business days to do this, we will recredit your account for the amount you think is in error, so that you will have use of the money during the time it takes us to complete our investigation.

IN CASE OF ERRORS OR QUESTIONS ABOUT YOUR STATEMENT, PLEASE WRITE OR CONTACT US AT THE PHONE NUMBER OR ADDRESS LISTED ON THE FIRST PAGE OF YOUR STATEMENT.

If you think your statement is wrong, or if you need more information about a transaction on your statement, write us on a separate sheet at the address shown on your statement as soon as possible. We must hear from you no later than 60 days after we sent you the first statement on which the error or problem appeared. You can telephone us, but doing so will not preserve your rights.

In your letter give us the following information:

(1) Tell us your name and account number.
(2) The dollar amount of the suspected error.
(3) Describe the error and explain, if you can, why you believe there is an error. If you need more information, describe the item you are unsure about.

You do not have to pay any amount in question while we are investigating, but you are still obligated to pay the parts of your statement that are not in question. While we investigate your question, we cannot report you as delinquent or take any action to collect the amount you question.

PLEASE NOTIFY BANK IN WRITING OF CHANGE OF ADDRESS.

TERMS GOVERNING ACCOUNTS

Deposit in or presentment to the Bank of any item for a customer's account shall constitute the customer's consent to the terms hereof with respect to the account and all items deposited therein or presented to the Bank for payment.

All deposits and collections shall be governed by the pertinent provisions of the Uniform Commercial Code—Bank Deposits & Collection (of Texas), as from time to time amended, or as varied by agreements permitted by the statute, including those hereafter set out.

Receipt from others of items for credit to a customer's account shall render the customer liable to the Bank to the same extent as though they had been endorsed by and received directly from the customer. No money or item shall be deemed to have been received by the Bank unless and until it shall have issued a receipt therefor.

The account shall at all times be subject to service and maintenance charges according to the practice of the Bank prevailing at the time.

When the Bank deems such action proper, the Bank may require that the account be closed.

The provisions hereof shall control, in event of conflict with any deposit slip.

The Bank reserves the right to change the provisions hereof by printing on its statement Terms Governing Accounts, incorporating the change. The new Terms Governing Accounts will be effective, prospectively, when the statement containing the change is made available to the customer, by mail or otherwise.

STATEMENTS

If you do not notify us of an unauthorized signature or alteration within a reasonable amount of time (not to exceed 30 days) after we send or make available to you your statement and items: (1) you can assert the unauthorized signature or alteration against us, even if we are unable to show a loss due to your failure and, (2) you cannot assert any unauthorized signatures or alterations by the same wrongdoer on items paid by us after the reasonable time mentioned above elapses, but before we receive your notice. We lose these protections if we fail to exercise ordinary care in paying an item with an unauthorized signature or alteration, unless you do not notify us of the problem within 60 days of when we send or make available to you the statement and items. You must report any other account problem (e.g. erroneous statement or passbook entry, missing signature, unauthorized endorsement, etc.) within this 60 day period or lose your right to assert the problem against us.

Business7 Checking - XXXXXX3529

Account Summary

Date	Description			
06/01/2018	**Beginning Balance**	**$4,513.92**	Minimum Balance	$1,072.57
	11 Debit(s) this period	$48,358.76	Average Available Balance	$7,099.02
	36 Credit(s) this period	$55,312.89		
06/29/2018	**Ending Balance**	**$11,468.05**		

Account Activity

Transaction Date	Description	Debits	Credits	Balance
06/01/2018	Beginning Balance			$4,513.92
06/01/2018	Remote Deposit		$967.18	$5,481.10
06/01/2018	BANKCARD MTOT DEP 510159341050086		$224.15	$5,705.25
06/04/2018	Remote Deposit		$13,200.57	$18,905.82
06/04/2018	BANKCARD MTOT DEP 510159341050086		$193.22	$19,099.04
06/04/2018	BANKCARD BTOT DEP 510159341050086		$288.13	$19,387.17
06/04/2018	BANKCARD MTOT DISC 510159341050086	-$164.91		$19,222.26
06/05/2018	Remote Deposit		$2,195.89	$21,418.15
06/05/2018	BANKCARD MTOT DEP 510159341050086		$665.21	$22,083.36
06/05/2018	DDA to Loan #1032785	-$10,994.17		$11,089.19
06/05/2018	CHECK # 1411	-$6,045.31		$5,043.88
06/05/2018	CHECK # 1406	-$138.39		$4,905.49
06/06/2018	Loan Payment Correction 1032785		$994.17	$5,899.66
06/06/2018	CHECK # 1407	-$419.57		$5,480.09
06/07/2018	Remote Deposit		$759.74	$6,239.83
06/07/2018	BANKCARD BTOT DEP 510159341050086		$1,163.15	$7,402.98
06/08/2018	Remote Deposit		$50.00	$7,452.98
06/11/2018	Remote Deposit		$2,858.40	$10,311.38
06/11/2018	KNIGHTS OF COLUM INS. PREM	-$198.00		$10,113.38
06/11/2018	CHECK # 1413	-$2,511.00		$7,602.38
06/11/2018	CHECK # 1412	-$4,248.41		$3,353.97
06/12/2018	BANKCARD MTOT DEP 510159341050086		$135.86	$3,489.83
06/14/2018	Remote Deposit		$145.97	$3,635.80
06/14/2018	BANKCARD BTOT DEP 510159341050086		$28.43	$3,664.23
06/15/2018	Remote Deposit		$1,023.50	$4,687.73
06/15/2018	BANKCARD MTOT DEP 510159341050086		$597.63	$5,285.36
06/18/2018	Remote Deposit		$10,011.74	$15,297.10
06/18/2018	BANKCARD BTOT DEP 510159341050086		$92.21	$15,389.31
06/18/2018	BANKCARD MTOT DEP 510159341050086		$132.64	$15,521.95

Business7 Checking - XXXXXX3529 (continued)

Account Activity (continued)

Transaction Date	Description	Debits	Credits	Balance
06/19/2018	BANKCARD MTOT DEP 510159341050086		$55.00	$15,576.95
06/20/2018	Remote Deposit		$27.09	$15,604.04
06/20/2018	Remote Deposit		$285.17	$15,889.21
06/20/2018	NAVITAS UTILITY UTILITY PY XXXXXX4573		$3,913.58	$19,802.79
06/21/2018	Remote Deposit		$1,230.16	$21,032.95
06/21/2018	BANKCARD MTOT DEP 510159341050086		$45.00	$21,077.95
06/22/2018	Remote Deposit		$928.05	$22,006.00
06/22/2018	BANKCARD MTOT DEP 510159341050086		$89.57	$22,095.57
06/22/2018	TN STATE REVENUE TN TAP XXXXXX2048	-$1,001.00		$21,094.57
06/22/2018	CHECK # 1414	-$20,022.00		$1,072.57
06/25/2018	Remote Deposit		$1,452.39	$2,524.96
06/25/2018	BANKCARD BTOT DEP 510159341050086		$166.41	$2,691.37
06/25/2018	BANKCARD MTOT DEP 510159341050086		$186.38	$2,877.75
06/26/2018	Remote Deposit		$261.95	$3,139.70
06/26/2018	BANKCARD MTOT DEP 510159341050086		$321.31	$3,461.01
06/28/2018	Remote Deposit		$2,072.31	$5,533.32
06/28/2018	BANKCARD MTOT DEP 510159341050086		$149.91	$5,683.23
06/28/2018	CHECK # 1415	-$2,616.00		$3,067.23
06/29/2018	Remote Deposit		$8,400.82	$11,468.05
06/29/2018	Ending Balance			$11,468.05

Checks Cleared

Check Number	Check Date	Check Amount	Check Number	Check Date	Check Amount
1406	06/05/2018	$138.39	1413	06/11/2018	$2,511.00
1407	06/06/2018	$419.57	1414	06/22/2018	$20,022.00
1411*	06/05/2018	$6,045.31	1415	06/28/2018	$2,616.00
1412	06/11/2018	$4,248.41			

* Indicates skipped check number

Daily Balances

Date	Amount	Date	Amount	Date	Amount
06/01/2018	$5,705.25	06/08/2018	$7,452.98	06/18/2018	$15,521.95
06/04/2018	$19,222.26	06/11/2018	$3,353.97	06/19/2018	$15,576.95
06/05/2018	$4,905.49	06/12/2018	$3,489.83	06/20/2018	$19,802.79
06/06/2018	$5,480.09	06/14/2018	$3,664.23	06/21/2018	$21,077.95
06/07/2018	$7,402.98	06/15/2018	$5,285.36	06/22/2018	$1,072.57

Business7 Checking - XXXXXX3529 (continued)

Daily Balances (continued)

Date	Amount	Date	Amount
06/25/2018	$2,877.75	06/28/2018	$3,067.23
06/26/2018	$3,461.01	06/29/2018	$11,468.05

Overdraft and Returned Item Fees

	Total for this period	Total year-to-date
Total Overdraft Fees	$0.00	$34.33
Total Returned Item Fees	$0.00	$0.00



#1406 20180605 $138.39



#1407 20180606 $419.57



#1411 20180605 $6,045.31



#1412 20180611 $4,248.41



#1413 20180611 $2,511.00

#1414 20180622 $20,022.00

#1415 20180628 $2,616.00

Electronic Credit

Bank 7 01#A003007 Deposit Number: 144607200
Processing Date: 2018-06-01 Deposit Amount: $ 967.18
Customer Name: Navitas Utility Corporati
Description: tnng
Online User ID: kcrain
Deposit made to: CHK - TNNG 3529

103103778 9023529 011

20180601 $967.18

Electronic Credit

Bank 7 01#A003007 Deposit Number: 144914819
Processing Date: 2018-06-04 Deposit Amount: $ 13200.57
Customer Name: Navitas Utility Corporati
Description: tnng
Online User ID: kcrain
Deposit made to: CHK - TNNG 3529

103103778 9023529 011

20180604 $13,200.57

Electronic Credit

Bank 7 01#A003007 Deposit Number: 145030734
Processing Date: 2018-06-05 Deposit Amount: $ 2195.89
Customer Name: Navitas Utility Corporati
Description: tnng
Online User ID: kcrain
Deposit made to: CHK - TNNG 3529

103103778 9023529 011

20180605 $2,195.89

Electronic Credit

Bank 7 01#A003007 Deposit Number: 145329574
Processing Date: 2018-06-07 Deposit Amount: $ 759.74
Customer Name: Navitas Utility Corporati
Description: tnng
Online User ID: kcrain
Deposit made to: CHK - TNNG 3529

103103778 9023529 011

20180607 $759.74

Electronic Credit

Bank 7 01#A003007 Deposit Number: 145431397
Processing Date: 2018-06-08 Deposit Amount: $ 50.00
Customer Name: Navitas Utility Corporati
Description: tnng
Online User ID: kcrain
Deposit made to: CHK - TNNG 3529

103103778 9023529 011

20180608 $50.00

Electronic Credit

Bank 7 01#A003007 Deposit Number: 145683049
Processing Date: 2018-06-11 Deposit Amount: $ 2858.40
Customer Name: Navitas Utility Corporati
Description: tnng
Online User ID: kcrain
Deposit made to: CHK - TNNG 3529

103103778 9023529 011

20180611 $2,858.40

Electronic Credit

Bank 7 01#A003007 Deposit Number: 146056250
Processing Date: 2018-06-14 Deposit Amount: $ 145.97
Customer Name: Navitas Utility Corporati
Description: tnng
Online User ID: kcrain
Deposit made to: CHK - TNNG 3529

103103778 9023529 011

20180614 $145.97

Electronic Credit

Bank 7 01#A003007 Deposit Number: 146167379
Processing Date: 2018-06-15 Deposit Amount: $ 1023.50
Customer Name: Navitas Utility Corporati
Description: tnng
Online User ID: kcrain
Deposit made to: CHK - TNNG 3529

103103778 9023529 011

20180615 $1,023.50

Electronic Credit

Bank 7 01#A003007 Deposit Number: 146415924
Processing Date: 2018-06-18 Deposit Amount: $ 10011.74
Customer Name: Navitas Utility Corporati
Description: tnng
Online User ID: kcrain
Deposit made to: CHK - TNNG 3529

103103778 9023529 011

20180618 $10,011.74

Electronic Credit

Bank 7 01#A003007 Deposit Number: 146662323
Processing Date: 2018-06-20 Deposit Amount: $ 27.09
Customer Name: Navitas Utility Corporati
Description: tnng2
Online User ID: kcrain
Deposit made to: CHK - TNNG 3529

103103778 9023529 011

20180620 $27.09

Electronic Credit

Bank 7 01#A003007 Deposit Number: 146661360
Processing Date: 2018-06-20 Deposit Amount: $ 285.17
Customer Name: Navitas Utility Corporati
Description: tnng
Online User ID: kcrain
Deposit made to: CHK - TNNG 3529

103103778 9023529 011

20180620 $285.17

Electronic Credit

Bank 7 01#A003007 Deposit Number: 146778314
Processing Date: 2018-06-21 Deposit Amount: $ 1230.16
Customer Name: Navitas Utility Corporati
Description: tnng
Online User ID: kcrain
Deposit made to: CHK - TNNG 3529

103103778 9023529 011

20180621 $1,230.16

Electronic Credit

Bank 7 01#A003007 Deposit Number: 146914137
Processing Date: 2018-06-22 Deposit Amount: $ 928.05
Customer Name: Navitas Utility Corporati
Description: tnng
Online User ID: kcrain
Deposit made to: CHK - TNNG 3529

103103778 9023529 011

20180622 $928.05

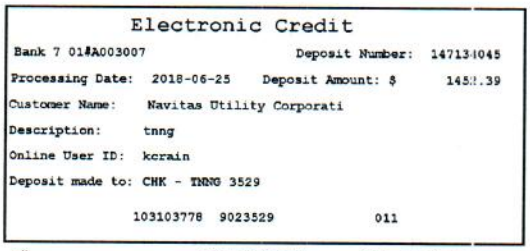

Electronic Credit

Bank 7 01#A003007 Deposit Number: 147134045
Processing Date: 2018-06-25 Deposit Amount: $ 1452.39
Customer Name: Navitas Utility Corporati
Description: tnng
Online User ID: kcrain
Deposit made to: CHK - TNNG 3529

103103778 9023529 011

20180625 $1,452.39

Electronic Credit

Bank 7 01#A003007 Deposit Number: 147266965
Processing Date: 2018-06-26 Deposit Amount: $ 261.95
Customer Name: Navitas Utility Corporati
Description: tnng
Online User ID: kcrain
Deposit made to: CHK - TNNG 3529

103103778 9023529 011

20180626 $261.95

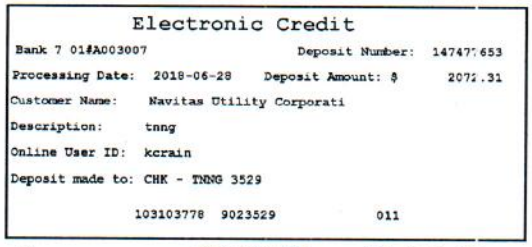

Electronic Credit

Bank 7 01#A003007 Deposit Number: 147477653
Processing Date: 2018-06-28 Deposit Amount: $ 2072.31
Customer Name: Navitas Utility Corporati
Description: tnng
Online User ID: kcrain
Deposit made to: CHK - TNNG 3529

103103778 9023529 011

20180628 $2,072.31

Electronic Credit

Bank 7 01#A003007 Deposit Number: 147615995
Processing Date: 2018-06-29 Deposit Amount: $ 8400.82
Customer Name: Navitas Utility Corporati
Description: tnng
Online User ID: kcrain
Deposit made to: CHK - TNNG 3529

103103778 9023529 011

20180629 $8,400.82

1039 N.W. 63rd St
Oklahoma City, OK 73116

RETURN SERVICE REQUESTED

NAVITAS TN NG, LLC

3186 AIRWAY AVE STE D
COSTA MESA CA 92626-4650

July 2018

Managing Your Accounts

Branch Location	Bank7 Oklahoma City
Branch Phone #	405-810-8600
Toll Free Support	800-259-0921
Mailing Address	1039 N.W. 63rd St. Oklahoma City, OK 73116
Online Access	Bank7.com

New Mobile and Remote Deposit Endorsement Regulations

EFFECTIVE JULY 1ST, 2018

To help comply with federal guidelines for security, we will require a new endorsement on checks you deposit through our mobile banking.
Beginning July 1st, you must write **For Bank7 Mobile Deposit Only** and sign the reverse side of the check being deposited with our mobile app. Without this complete endorsement, your deposit may be delayed or rejected.

Questions about your Mobile Deposits? Call us at 800-259-0921.

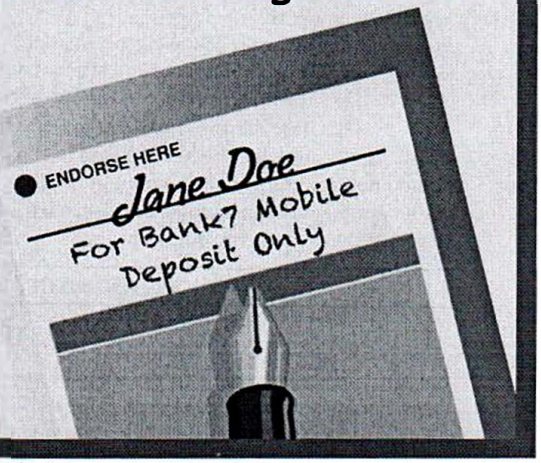

Summary of Accounts

Account Type	Account Number	Ending Balance
Business7 Checking	XXXXXX3529	$6,653.84
Total Current Value		**$6,653.84**

EQUAL HOUSING LENDER Member FDIC

IN CASE OF ERRORS OR QUESTIONS ABOUT YOUR ELECTRONIC TRANSFERS

Write us at the address on the front of this statement or call us at the telephone number on the front of this statement as soon as possible, if you think your statement or receipt is wrong or if you need more information about a transfer on the statement or receipt. We must hear from you no later than 60 days after we send you the FIRST statement on which the error or problem appeared.

(1) Tell us your name and account number.
(2) Describe the error or the transfer you are unsure about, and explain as clearly as you can why you believe there is an error or why you need more information.
(3) Tell us the dollar amount of the suspected error.

We will investigate your complaint and will correct any error promptly. If we take more than 10 business days to do this, we will recredit your account for the amount you think is in error, so that you will have use of the money during the time it takes us to complete our investigation.

IN CASE OF ERRORS OR QUESTIONS ABOUT YOUR STATEMENT, PLEASE WRITE OR CONTACT US AT THE PHONE NUMBER OR ADDRESS LISTED ON THE FIRST PAGE OF YOUR STATEMENT.

If you think your statement is wrong, or if you need more information about a transaction on your statement, write us on a separate sheet at the address shown on your statement as soon as possible. We must hear from you no later than 60 days after we sent you the first statement on which the error or problem appeared. You can telephone us, but doing so will not preserve your rights.

In your letter give us the following information:

(1) Tell us your name and account number.
(2) The dollar amount of the suspected error.
(3) Describe the error and explain, if you can, why you believe there is an error. If you need more information, describe the item you are unsure about.

You do not have to pay any amount in question while we are investigating, but you are still obligated to pay the parts of your statement that are not in question. While we investigate your question, we cannot report you as delinquent or take any action to collect the amount you question.

PLEASE NOTIFY BANK IN WRITING OF CHANGE OF ADDRESS.

TERMS GOVERNING ACCOUNTS

Deposit in or presentment to the Bank of any item for a customer's account shall constitute the customer's consent to the terms hereof with respect to the account and all items deposited therein or presented to the Bank for payment.

All deposits and collections shall be governed by the pertinent provisions of the Uniform Commercial Code—Bank Deposits & Collection (of Texas), as from time to time amended, or as varied by agreements permitted by the statute, including those hereafter set out.

Receipt from others of items for credit to a customer's account shall render the customer liable to the Bank to the same extent as though they had been endorsed by and received directly from the customer. No money or item shall be deemed to have been received by the Bank unless and until it shall have issued a receipt therefor.

The account shall at all times be subject to service and maintenance charges according to the practice of the Bank prevailing at the time.

When the Bank deems such action proper, the Bank may require that the account be closed.

The provisions hereof shall control, in event of conflict with any deposit slip.

The Bank reserves the right to change the provisions hereof by printing on its statement Terms Governing Accounts, incorporating the change. The new Terms Governing Accounts will be effective, prospectively, when the statement containing the change is made available to the customer, by mail or otherwise.

STATEMENTS

If you do not notify us of an unauthorized signature or alteration within a reasonable amount of time (not to exceed 30 days) after we send or make available to you your statement and items: (1) you can assert the unauthorized signature or alteration against us, even if we are unable to show a loss due to your failure and, (2) you cannot assert any unauthorized signatures or alterations by the same wrongdoer on items paid by us after the reasonable time mentioned above elapses, but before we receive your notice. We lose these protections if we fail to exercise ordinary care in paying an item with an unauthorized signature or alteration, unless you do not notify us of the problem within 60 days of when we send or make available to you the statement and items. You must report any other account problem (e.g. erroneous statement or passbook entry, missing signature, unauthorized endorsement, etc.) within this 60 day period or lose your right to assert the problem against us.

Business7 Checking - XXXXXX3529

Account Summary

Date	Description			
06/30/2018	**Beginning Balance**	**$11,468.05**	Minimum Balance	$804.40
	14 Debit(s) this period	$29,964.43	Average Available Balance	$6,519.14
	37 Credit(s) this period	$25,150.22		
07/31/2018	**Ending Balance**	**$6,653.84**		

Account Activity

Transaction Date	Description	Debits	Credits	Balance
06/30/2018	Beginning Balance			$11,468.05
07/02/2018	Remote Deposit		$1,329.00	$12,797.05
07/02/2018	Remote Deposit		$3,039.88	$15,836.93
07/02/2018	BANKCARD MTOT DEP 510159341050086		$15.47	$15,852.40
07/02/2018	BANKCARD MTOT DEP 510159341050086		$91.57	$15,943.97
07/02/2018	Transfer Debit	-$8,000.00		$7,943.97
07/02/2018	BANKCARD MTOT DISC 510159341050086	-$118.51		$7,825.46
07/03/2018	Remote Deposit		$26.27	$7,851.73
07/03/2018	BANKCARD MTOT DEP 510159341050086		$119.00	$7,970.73
07/03/2018	Returned Deposited Item	-$96.19		$7,874.54
07/03/2018	CHECK # 1410	-$187.76		$7,686.78
07/03/2018	Returned Deposited Item Fee	-$7.00		$7,679.78
07/05/2018	Remote Deposit		$9.00	$7,688.78
07/05/2018	BANKCARD BTOT DEP 510159341050086		$641.08	$8,329.86
07/06/2018	Remote Deposit		$91.45	$8,421.31
07/06/2018	BANKCARD BTOT DEP 510159341050086		$182.82	$8,604.13
07/09/2018	BANKCARD MTOT DEP 510159341050086		$100.00	$8,704.13
07/09/2018	CHECK # 1416	-$4,046.11		$4,658.02
07/10/2018	BANKCARD BTOT DEP 510159341050086		$26.27	$4,684.29
07/10/2018	KNIGHTS OF COLUM INS. PREM	-$198.00		$4,486.29
07/11/2018	Remote Deposit		$329.11	$4,815.40
07/11/2018	CHECK # 1417	-$4,011.00		$804.40
07/12/2018	Remote Deposit		$73.27	$877.67
07/12/2018	BANKCARD MTOT DEP 510159341050086		$38.79	$916.46
07/13/2018	Remote Deposit		$425.00	$1,341.46
07/16/2018	BANKCARD MTOT DEP 510159341050086		$456.83	$1,798.29
07/17/2018	Remote Deposit		$4,848.93	$6,647.22
07/17/2018	BANKCARD MTOT DEP 510159341050086		$384.07	$7,031.29
07/18/2018	Remote Deposit		$100.00	$7,131.29

Business7 Checking - XXXXXX3529 (continued)

Account Activity (continued)

Transaction Date	Description	Debits	Credits	Balance
07/19/2018	Remote Deposit		$809.21	$7,940.50
07/19/2018	BANKCARD MTOT DEP 510159341050086		$286.36	$8,226.86
07/20/2018	Remote Deposit		$1,714.94	$9,941.80
07/20/2018	BANKCARD BTOT DEP 510159341050086		$9.00	$9,950.80
07/20/2018	NAVITAS UTILITY UTILITY PY XXXXXX4573		$3,300.72	$13,251.52
07/20/2018	CHECK # 1421	-$8.31		$13,243.21
07/23/2018	Remote Deposit		$1,627.48	$14,870.69
07/23/2018	BANKCARD MTOT DEP 510159341050086		$45.23	$14,915.92
07/23/2018	CHECK # 1423	-$7,923.00		$6,992.92
07/24/2018	Remote Deposit		$720.37	$7,713.29
07/24/2018	BANKCARD MTOT DEP 510159341050086		$114.00	$7,827.29
07/24/2018	TN STATE REVENUE TN TAP XXXXXX7216	-$430.00		$7,397.29
07/24/2018	CHECK # 1419	-$127.55		$7,269.74
07/25/2018	Remote Deposit		$2,425.00	$9,694.74
07/25/2018	CHECK # 1418	-$191.00		$9,503.74
07/25/2018	CHECK # 1422	-$4,620.00		$4,883.74
07/26/2018	Remote Deposit		$228.12	$5,111.86
07/26/2018	BANKCARD BTOT DEP 510159341050086		$112.22	$5,224.08
07/27/2018	Remote Deposit		$270.70	$5,494.78
07/30/2018	Remote Deposit		$871.42	$6,366.20
07/30/2018	BANKCARD BTOT DEP 510159341050086		$102.82	$6,469.02
07/31/2018	Remote Deposit		$98.53	$6,567.55
07/31/2018	BANKCARD MTOT DEP 510159341050086		$86.29	$6,653.84
07/31/2018	Ending Balance			$6,653.84

Checks Cleared

Check Number	Check Date	Check Amount	Check Number	Check Date	Check Amount
1410	07/03/2018	$187.76	1419	07/24/2018	$127.55
1416*	07/09/2018	$4,046.11	1421*	07/20/2018	$8.31
1417	07/11/2018	$4,011.00	1422	07/25/2018	$4,620.00
1418	07/25/2018	$191.00	1423	07/23/2018	$7,923.00

* Indicates skipped check number

Daily Balances

Date	Amount	Date	Amount	Date	Amount
07/02/2018	$7,825.46	07/03/2018	$7,679.78	07/05/2018	$8,329.86

Business7 Checking - XXXXXX3529 (continued)

Daily Balances (continued)

Date	Amount	Date	Amount	Date	Amount
07/06/2018	$8,604.13	07/16/2018	$1,798.29	07/24/2018	$7,269.74
07/09/2018	$4,658.02	07/17/2018	$7,031.29	07/25/2018	$4,883.74
07/10/2018	$4,486.29	07/18/2018	$7,131.29	07/26/2018	$5,224.08
07/11/2018	$804.40	07/19/2018	$8,226.86	07/27/2018	$5,494.78
07/12/2018	$916.46	07/20/2018	$13,243.21	07/30/2018	$6,469.02
07/13/2018	$1,341.46	07/23/2018	$6,992.92	07/31/2018	$6,653.84

Overdraft and Returned Item Fees

	Total for this period	Total year-to-date
Total Overdraft Fees	$0.00	$34.33
Total Returned Item Fees	$0.00	$0.00



#1410 20180703 $187.76



#1416 20180709 $4,046.11



#1417 20180711 $4,011.00



#1418 20180725 $191.00



#1419 20180724 $127.55

#1421 20180720 $8.31

#1422 20180725 $4,620.00



#1423 20180723 $7,923.00



20180702 $1,329.00

20180702 $3,039.88

Electronic Credit

Bank 7 01#A003007 Deposit Number: 148027543
Processing Date: 2018-07-03 Deposit Amount: $ 26.27
Customer Name: Navitas Utility Corporati
Description: tnng
Online User ID: kcrain
Deposit made to: CHK - TNNG 3529
103103778 9023529 011

20180703 $26.27

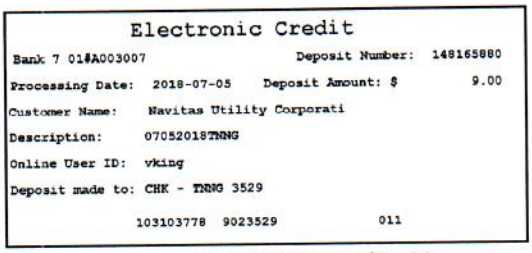

Electronic Credit

Bank 7 01#A003007 Deposit Number: 148165880
Processing Date: 2018-07-05 Deposit Amount: $ 9.00
Customer Name: Navitas Utility Corporati
Description: 07052018TNNG
Online User ID: vking
Deposit made to: CHK - TNNG 3529
103103778 9023529 011

20180705 $9.00



Electronic Credit

Bank 7 01#A003007 Deposit Number: 148316187
Processing Date: 2018-07-06 Deposit Amount: $ 91.45
Customer Name: Navitas Utility Corporati
Description: 07062018TNNG
Online User ID: vking
Deposit made to: CHK - TNNG 3529
103103778 9023529 011

20180706 $91.45

Electronic Credit

Bank 7 01#A003007 Deposit Number: 148807912
Processing Date: 2018-07-11 Deposit Amount: $ 329.11
Customer Name: Navitas Utility Corporati
Description: tnng
Online User ID: kcrain
Deposit made to: CHK - TNNG 3529
103103778 9023529 011

20180711 $329.11

Electronic Credit

Bank 7 01#A003007 Deposit Number: 148929209
Processing Date: 2018-07-12 Deposit Amount: $ 73.27
Customer Name: Navitas Utility Corporati
Description: tnng
Online User ID: kcrain
Deposit made to: CHK - TNNG 3529
103103778 9023529 011

20180712 $73.27

Electronic Credit

Bank 7 01#A003007 Deposit Number: 149065827
Processing Date: 2018-07-13 Deposit Amount: $ 425.00
Customer Name: Navitas Utility Corporati
Description: tnng
Online User ID: kcrain
Deposit made to: CHK - TNNG 3529
103103778 9023529 011

20180713 $425.00

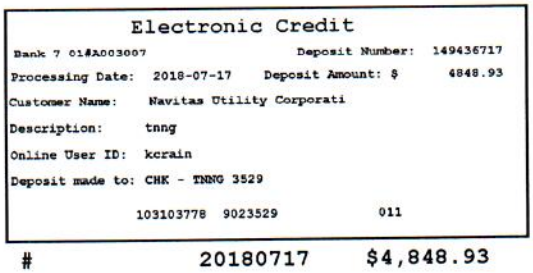

Electronic Credit

Bank 7 01#A003007 Deposit Number: 149436717
Processing Date: 2018-07-17 Deposit Amount: $ 4848.93
Customer Name: Navitas Utility Corporati
Description: tnng
Online User ID: kcrain
Deposit made to: CHK - TNNG 3529
103103778 9023529 011

20180717 $4,848.93

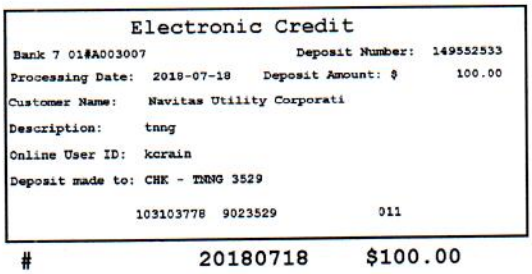

Electronic Credit

Bank 7 01#A003007 Deposit Number: 149552533
Processing Date: 2018-07-18 Deposit Amount: $ 100.00
Customer Name: Navitas Utility Corporati
Description: tnng
Online User ID: kcrain
Deposit made to: CHK - TNNG 3529
103103778 9023529 011

20180718 $100.00

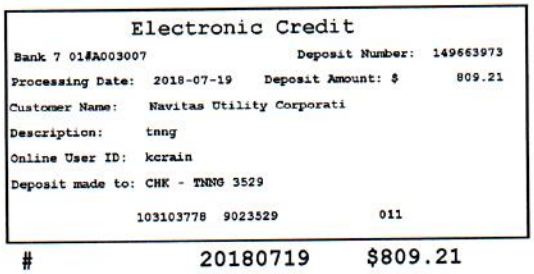

Electronic Credit

Bank 7 01#A003007 Deposit Number: 149663973
Processing Date: 2018-07-19 Deposit Amount: $ 809.21
Customer Name: Navitas Utility Corporati
Description: tnng
Online User ID: kcrain
Deposit made to: CHK - TNNG 3529
103103778 9023529 011

20180719 $809.21

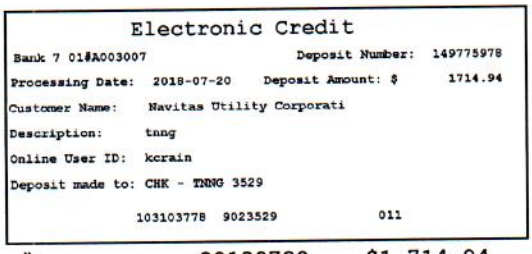

Electronic Credit

Bank 7 01#A003007 Deposit Number: 149775978
Processing Date: 2018-07-20 Deposit Amount: $ 1714.94
Customer Name: Navitas Utility Corporati
Description: tnng
Online User ID: kcrain
Deposit made to: CHK - TNNG 3529
103103778 9023529 011

20180720 $1,714.94

Electronic Credit

Bank 7 01#A003007 Deposit Number: 150003782
Processing Date: 2018-07-23 Deposit Amount: $ 1627.48
Customer Name: Navitas Utility Corporati
Description: tnng
Online User ID: kcrain
Deposit made to: CHK - TNNG 3529

103103778 9023529 011

20180723 $1,627.48

Electronic Credit

Bank 7 01#A003007 Deposit Number: 150130379
Processing Date: 2018-07-24 Deposit Amount: $ 720.37
Customer Name: Navitas Utility Corporati
Description: tnng
Online User ID: kcrain
Deposit made to: CHK - TNNG 3529

103103778 9023529 011

20180724 $720.37

Electronic Credit

Bank 7 01#A003007 Deposit Number: 150259774
Processing Date: 2018-07-25 Deposit Amount: $ 2425.00
Customer Name: Navitas Utility Corporati
Description: 180725TNNG
Online User ID: rmiranda
Deposit made to: CHK - TNNG 3529

103103778 9023529 011

20180725 $2,425.00

Electronic Credit

Bank 7 01#A003007 Deposit Number: 150352745
Processing Date: 2018-07-26 Deposit Amount: $ 228.12
Customer Name: Navitas Utility Corporati
Description: tnng
Online User ID: kcrain
Deposit made to: CHK - TNNG 3529

103103778 9023529 011

20180726 $228.12

Electronic Credit

Bank 7 01#A003007 Deposit Number: 150470384
Processing Date: 2018-07-27 Deposit Amount: $ 270.70
Customer Name: Navitas Utility Corporati
Description: tnng
Online User ID: kcrain
Deposit made to: CHK - TNNG 3529

103103778 9023529 011

20180727 $270.70

Electronic Credit

Bank 7 01#A003007 Deposit Number: 150680165
Processing Date: 2018-07-30 Deposit Amount: $ 871.42
Customer Name: Navitas Utility Corporati
Description: tnng
Online User ID: kcrain
Deposit made to: CHK - TNNG 3529

103103778 9023529 011

20180730 $871.42

Electronic Credit

Bank 7 01#A003007 Deposit Number: 150823496
Processing Date: 2018-07-31 Deposit Amount: $ 98.53
Customer Name: Navitas Utility Corporati
Description: tnng
Online User ID: kcrain
Deposit made to: CHK - TNNG 3529

103103778 9023529 011

20180731 $98.53

1039 N.W. 63rd St
Oklahoma City, OK 73116

RETURN SERVICE REQUESTED

NAVITAS TN NG, LLC

3186 AIRWAY AVE STE D COST
A MESA CA 92626-4650

August 2018

Managing Your Accounts

Branch Location	Bank7 Oklahoma City
Branch Phone #	405-810-8600
Toll Free Support	800-259-0921
Mailing Address	1039 N.W. 63rd St. Oklahoma City, OK 73116
Online Access	Bank7.com

Summary of Accounts

Account Type	Account Number	Ending Balance
Business7 Checking	XXXXXX3529	$7,248.13
Total Current Value		**$7,248.13**

Business7 Checking - XXXXXX3529

Account Summary

Date	Description			
08/01/2018	**Beginning Balance**	**$6,653.84**	Minimum Balance	-$1,369.12
	10 Debit(s) this period	$34,774.26	Average Available Balance	$4,640.63
	36 Credit(s) this period	$35,368.55		
08/31/2018	**Ending Balance**	**$7,248.13**		

Account Activity

Transaction Date	Description	Debits	Credits	Balance
08/01/2018	Beginning Balance			$6,653.84
08/01/2018	CHECK # 1420	-$297.13		$6,356.71
08/02/2018	Remote Deposit		$226.23	$6,582.94
08/02/2018	BANKCARD MTOT DEP 510159341050086		$31.82	$6,614.76
08/02/2018	BANKCARD MTOT DISC 510159341050086	-$69.35		$6,545.41
08/02/2018	CHECK # 1424	-$6,002.00		$543.41
08/03/2018	Remote Deposit		$199.66	$743.07
08/03/2018	BANKCARD MTOT DEP 510159341050086		$38.79	$781.86
08/06/2018	Remote Deposit		$6,195.06	$6,976.92
08/06/2018	BANKCARD MTOT DEP 510159341050086		$48.00	$7,024.92

Member FDIC
EQUAL HOUSING LENDER

IN CASE OF ERRORS OR QUESTIONS ABOUT YOUR ELECTRONIC TRANSFERS

Write us at the address on the front of this statement or call us at the telephone number on the front of this statement as soon as possible, if you think your statement or receipt is wrong or if you need more information about a transfer on the statement or receipt. We must hear from you no later than 60 days after we send you the FIRST statement on which the error or problem appeared.

(1) Tell us your name and account number.
(2) Describe the error or the transfer you are unsure about, and explain as clearly as you can why you believe there is an error or why you need more information.
(3) Tell us the dollar amount of the suspected error.

We will investigate your complaint and will correct any error promptly. If we take more than 10 business days to do this, we will recredit your account for the amount you think is in error, so that you will have use of the money during the time it takes us to complete our investigation.

IN CASE OF ERRORS OR QUESTIONS ABOUT YOUR STATEMENT, PLEASE WRITE OR CONTACT US AT THE PHONE NUMBER OR ADDRESS LISTED ON THE FIRST PAGE OF YOUR STATEMENT.

If you think your statement is wrong, or if you need more information about a transaction on your statement, write us on a separate sheet at the address shown on your statement as soon as possible. We must hear from you no later than 60 days after we sent you the first statement on which the error or problem appeared. You can telephone us, but doing so will not preserve your rights.

In your letter give us the following information:

(1) Tell us your name and account number.
(2) The dollar amount of the suspected error.
(3) Describe the error and explain, if you can, why you believe there is an error. If you need more information, describe the item you are unsure about.

You do not have to pay any amount in question while we are investigating, but you are still obligated to pay the parts of your statement that are not in question. While we investigate your question, we cannot report you as delinquent or take any action to collect the amount you question.

PLEASE NOTIFY BANK IN WRITING OF CHANGE OF ADDRESS.

TERMS GOVERNING ACCOUNTS

Deposit in or presentment to the Bank of any item for a customer's account shall constitute the customer's consent to the terms hereof with respect to the account and all items deposited therein or presented to the Bank for payment.

All deposits and collections shall be governed by the pertinent provisions of the Uniform Commercial Code—Bank Deposits & Collection (of Texas), as from time to time amended, or as varied by agreements permitted by the statute, including those hereafter set out.

Receipt from others of items for credit to a customer's account shall render the customer liable to the Bank to the same extent as though they had been endorsed by and received directly from the customer. No money or item shall be deemed to have been received by the Bank unless and until it shall have issued a receipt therefor.

The account shall at all times be subject to service and maintenance charges according to the practice of the Bank prevailing at the time.

When the Bank deems such action proper, the Bank may require that the account be closed.

The provisions hereof shall control, in event of conflict with any deposit slip.

The Bank reserves the right to change the provisions hereof by printing on its statement Terms Governing Accounts, incorporating the change. The new Terms Governing Accounts will be effective, prospectively, when the statement containing the change is made available to the customer, by mail or otherwise.

STATEMENTS

If you do not notify us of an unauthorized signature or alteration within a reasonable amount of time (not to exceed 30 days) after we send or make available to you your statement and items: (1) you can assert the unauthorized signature or alteration against us, even if we are unable to show a loss due to your failure and, (2) you cannot assert any unauthorized signatures or alterations by the same wrongdoer on items paid by us after the reasonable time mentioned above elapses, but before we receive your notice. We lose these protections if we fail to exercise ordinary care in paying an item with an unauthorized signature or alteration, unless you do not notify us of the problem within 60 days of when we send or make available to you the statement and items. You must report any other account problem (e.g. erroneous statement or passbook entry, missing signature, unauthorized endorsement, etc.) within this 60 day period or lose your right to assert the problem against us.

Business7 Checking - XXXXXX3529 (continued)

Account Activity (continued)

Transaction Date	Description	Debits	Credits	Balance
08/06/2018	BANKCARD BTOT DEP 510159341050086		$545.87	$7,570.79
08/07/2018	Remote Deposit		$568.40	$8,139.19
08/07/2018	BANKCARD BTOT DEP 510159341050086		$217.63	$8,356.82
08/07/2018	Transfer Debit	-$7,000.00		$1,356.82
08/09/2018	Remote Deposit		$29.97	$1,386.79
08/09/2018	BANKCARD MTOT DEP 510159341050086		$90.16	$1,476.95
08/10/2018	BANKCARD MTOT DEP 510159341050086		$114.37	$1,591.32
08/10/2018	KNIGHTS OF COLUM INS. PREM	-$198.00		$1,393.32
08/13/2018	Remote Deposit		$18.00	$1,411.32
08/13/2018	BANKCARD BTOT DEP 510159341050086		$18.45	$1,429.77
08/13/2018	BANKCARD BTOT DEP 510159341050086		$27.45	$1,457.22
08/14/2018	Remote Deposit		$108.55	$1,565.77
08/16/2018	Remote Deposit		$1,054.55	$2,620.32
08/16/2018	BANKCARD BTOT DEP 510159341050086		$56.67	$2,676.99
08/16/2018	*CHECK # 1426*	*-$4,046.11*		*-$1,369.12*
08/17/2018	*Remote Deposit*		*$875.82*	*-$493.30*
08/17/2018	*BANKCARD BTOT DEP 510159341050086*		*$76.85*	*-$416.45*
08/17/2018	Loan Advance from loan 1032785		$5,000.00	$4,583.55
08/20/2018	Remote Deposit		$3,271.21	$7,854.76
08/20/2018	BANKCARD BTOT DEP 510159341050086		$100.00	$7,954.76
08/20/2018	NAVITAS UTILITY UTILITY PY XXXXXX4573		$3,239.60	$11,194.36
08/21/2018	Remote Deposit		$1,408.68	$12,603.04
08/21/2018	BANKCARD MTOT DEP 510159341050086		$105.00	$12,708.04
08/22/2018	TN STATE REVENUE TN TAP XXXXX5168	-$516.00		$12,192.04
08/23/2018	Remote Deposit		$973.43	$13,165.47
08/23/2018	BANKCARD BTOT DEP 510159341050086		$42.32	$13,207.79
08/24/2018	Remote Deposit		$141.35	$13,349.14
08/24/2018	Remote Deposit		$923.00	$14,272.14
08/27/2018	Remote Deposit		$345.16	$14,617.30
08/27/2018	BANKCARD MTOT DEP 510159341050086		$114.70	$14,732.00
08/27/2018	BANKCARD MTOT DEP 510159341050086		$223.15	$14,955.15
08/27/2018	CHECK # 1427	-$2,616.00		$12,339.15
08/28/2018	Remote Deposit		$2,675.08	$15,014.23
08/29/2018	CHECK # 1428	-$14,029.00		$985.23
08/30/2018	Remote Deposit		$144.70	$1,129.93
08/31/2018	Remote Deposit		$6,118.87	$7,248.80

Business7 Checking - XXXXXX3529 (continued)

Account Activity (continued)

Transaction Date	Description	Debits	Credits	Balance
08/31/2018	Interest on Overdraft	-$0.67		$7,248.13
08/31/2018	Ending Balance			$7,248.13

Checks Cleared

Check Number	Check Date	Check Amount	Check Number	Check Date	Check Amount
1420	08/01/2018	$297.13	1427	08/27/2018	$2,616.00
1424*	08/02/2018	$6,002.00	1428	08/29/2018	$14,029.00
1426*	08/16/2018	$4,046.11			

* Indicates skipped check number

Daily Balances

Date	Amount	Date	Amount	Date	Amount
08/01/2018	$6,356.71	08/13/2018	$1,457.22	08/23/2018	$13,207.79
08/02/2018	$543.41	08/14/2018	$1,565.77	08/24/2018	$14,272.14
08/03/2018	$781.86	08/16/2018	-$1,369.12	08/27/2018	$12,339.15
08/06/2018	$7,570.79	08/17/2018	$4,583.55	08/28/2018	$15,014.23
08/07/2018	$1,356.82	08/20/2018	$11,194.36	08/29/2018	$985.23
08/09/2018	$1,476.95	08/21/2018	$12,708.04	08/30/2018	$1,129.93
08/10/2018	$1,393.32	08/22/2018	$12,192.04	08/31/2018	$7,248.13

Overdraft and Returned Item Fees

	Total for this period	Total year-to-date
Total Overdraft Fees	$0.67	$35.00
Total Returned Item Fees	$0.00	$0.00



#1420 20180801 $297.13



#1424 20180802 $6,002.00

#1426 20180816 $4,046.11



#1427 20180827 $2,616.00



#1428 20180829 $14,029.00

Electronic Credit

Bank 7 01#A003007 Deposit Number: 151083714
Processing Date: 2018-08-02 Deposit Amount: $ 226.23
Customer Name: Navitas Utility Corporati
Description: tnng
Online User ID: kcrain
Deposit made to: CHK - TNNG 3529

103103778 9023529 011

20180802 $226.23

Electronic Credit

Bank 7 01#A003007 Deposit Number: 151228367
Processing Date: 2018-08-03 Deposit Amount: $ 199.66
Customer Name: Navitas Utility Corporati
Description: tnng
Online User ID: kcrain
Deposit made to: CHK - TNNG 3529

103103778 9023529 011

20180803 $199.66

Electronic Credit

Bank 7 01#A003007 Deposit Number: 151458193
Processing Date: 2018-08-06 Deposit Amount: $ 6195.06
Customer Name: Navitas Utility Corporati
Description: tnng
Online User ID: kcrain
Deposit made to: CHK - TNNG 3529

103103778 9023529 011

20180806 $6,195.06

Electronic Credit

Bank 7 01#A003007 Deposit Number: 151603646
Processing Date: 2018-08-07 Deposit Amount: $ 568.40
Customer Name: Navitas Utility Corporati
Description: tnng
Online User ID: kcrain
Deposit made to: CHK - TNNG 3529

103103778 9023529 011

20180807 $568.40

Electronic Credit

Bank 7 01#A003007 Deposit Number: 151840832
Processing Date: 2018-08-09 Deposit Amount: $ 29.97
Customer Name: Navitas Utility Corporati
Description: tnng
Online User ID: kcrain
Deposit made to: CHK - TNNG 3529

103103778 9023529 011

20180809 $29.97

Electronic Credit
Bank 7 01#A003007 Deposit Number: 152203762
Processing Date: 2018-08-13 Deposit Amount: $ 18.00
Customer Name: Navitas Utility Corporati
Description: tnng
Online User ID: kcrain
Deposit made to: CHK - TNNG 3529
103103778 9023529 011

20180813 $18.00

Electronic Credit
Bank 7 01#A003007 Deposit Number: 152336686
Processing Date: 2018-08-14 Deposit Amount: $ 108.55
Customer Name: Navitas Utility Corporati
Description: tnng
Online User ID: kcrain
Deposit made to: CHK - TNNG 3529
103103778 9023529 011

20180814 $108.55

Electronic Credit
Bank 7 01#A003007 Deposit Number: 152580584
Processing Date: 2018-08-16 Deposit Amount: $ 1054.55
Customer Name: Navitas Utility Corporati
Description: tnng
Online User ID: kcrain
Deposit made to: CHK - TNNG 3529
103103778 9023529 011

20180816 $1,054.55

Electronic Credit
Bank 7 01#A003007 Deposit Number: 152731512
Processing Date: 2018-08-17 Deposit Amount: $ 875.82
Customer Name: Navitas Utility Corporati
Description: tnng
Online User ID: kcrain
Deposit made to: CHK - TNNG 3529
103103778 9023529 011

20180817 $875.82

Electronic Credit
Bank 7 01#A003007 Deposit Number: 152921304
Processing Date: 2018-08-20 Deposit Amount: $ 3271.21
Customer Name: Navitas Utility Corporati
Description: 08202018TNNG
Online User ID: vking
Deposit made to: CHK - TNNG 3529
103103778 9023529 011

20180820 $3,271.21

Electronic Credit
Bank 7 01#A003007 Deposit Number: 153072639
Processing Date: 2018-08-21 Deposit Amount: $ 1408.68
Customer Name: Navitas Utility Corporati
Description: tnng
Online User ID: kcrain
Deposit made to: CHK - TNNG 3529
103103778 9023529 011

20180821 $1,408.68

Electronic Credit
Bank 7 01#A003007 Deposit Number: 153301110
Processing Date: 2018-08-23 Deposit Amount: $ 973.43
Customer Name: Navitas Utility Corporati
Description: tnng
Online User ID: kcrain
Deposit made to: CHK - TNNG 3529
103103778 9023529 011

20180823 $973.43

Electronic Credit
Bank 7 01#A003007 Deposit Number: 153434336
Processing Date: 2018-08-24 Deposit Amount: $ 141.35
Customer Name: Navitas Utility Corporati
Description: tnng
Online User ID: kcrain
Deposit made to: CHK - TNNG 3529
103103778 9023529 011

20180824 $141.35

Electronic Credit
Bank 7 01#A003007 Deposit Number: 153394760
Processing Date: 2018-08-24 Deposit Amount: $ 923.00
Customer Name: Navitas Utility Corporati
Description: TNNG 180824
Online User ID: rmiranda
Deposit made to: CHK - TNNG 3529
103103778 9023529 011

20180824 $923.00

Electronic Credit
Bank 7 01#A003007 Deposit Number: 153633074
Processing Date: 2018-08-27 Deposit Amount: $ 345.16
Customer Name: Navitas Utility Corporati
Description: tnng
Online User ID: kcrain
Deposit made to: CHK - TNNG 3529
103103778 9023529 011

20180827 $345.16

Electronic Credit

Bank 7 01#A003007 Deposit Number: 153776254
Processing Date: 2018-08-28 Deposit Amount: $ 2675.08
Customer Name: Navitas Utility Corporati
Description: tnng
Online User ID: kcrain
Deposit made to: CHK - TNNG 3529

103103778 9023529 011

20180828 $2,675.08

Electronic Credit

Bank 7 01#A003007 Deposit Number: 154002264
Processing Date: 2018-08-30 Deposit Amount: $ 144.70
Customer Name: Navitas Utility Corporati
Description: tnng
Online User ID: kcrain
Deposit made to: CHK - TNNG 3529

103103778 9023529 011

20180830 $144.70

Electronic Credit

Bank 7 01#A003007 Deposit Number: 154130780
Processing Date: 2018-08-31 Deposit Amount: $ 6118.87
Customer Name: Navitas Utility Corporati
Description: tnng
Online User ID: kcrain
Deposit made to: CHK - TNNG 3529

103103778 9023529 011

20180831 $6,118.87

THIS PAGE LEFT INTENTIONALLY BLANK

1039 N.W. 63rd St
Oklahoma City, OK 73116

RETURN SERVICE REQUESTED

NAVITAS TN NG, LLC

3186 AIRWAY AVE STE D
COSTA MESA CA 92626-4650

September 2018

Managing Your Accounts

Branch Location	Bank7 Oklahoma City
Branch Phone #	405-810-8600
Toll Free Support	800-259-0921
Mailing Address	1039 N.W. 63rd St. Oklahoma City, OK 73116
Online Access	Bank7.com

Control Your Bank7 Debit Cards with Mobiliti

Receive alerts to your smartphone whenever your debit cards are used

Establish dollar amount limits on your purchases, merchant categories, transaction types and geographic locations

Safeguard your cards: Turn them "off" if they are misplaced or stolen, and back "on" when you're ready to use them again

Managing your debit cards through your smartphone is automatically enabled for Bank7 Mobiliti users. Login to the Bank7 Mobiliti App to check it out! Don't have our mobile banking app? Go to the App Store® or Google Play® and download today! Carrier data rates may apply.

Summary of Accounts

Account Type	Account Number	Ending Balance
Business7 Checking	XXXXXX3529	$2,325.67
Total Current Value		**$2,325.67**

EQUAL HOUSING LENDER Member FDIC

IN CASE OF ERRORS OR QUESTIONS ABOUT YOUR ELECTRONIC TRANSFERS

Write us at the address on the front of this statement or call us at the telephone number on the front of this statement as soon as possible, if you think your statement or receipt is wrong or if you need more information about a transfer on the statement or receipt. We must hear from you no later than 60 days after we send you the FIRST statement on which the error or problem appeared.

(1) Tell us your name and account number.
(2) Describe the error or the transfer you are unsure about, and explain as clearly as you can why you believe there is an error or why you need more information.
(3) Tell us the dollar amount of the suspected error.

We will investigate your complaint and will correct any error promptly. If we take more than 10 business days to do this, we will recredit your account for the amount you think is in error, so that you will have use of the money during the time it takes us to complete our investigation.

IN CASE OF ERRORS OR QUESTIONS ABOUT YOUR STATEMENT, PLEASE WRITE OR CONTACT US AT THE PHONE NUMBER OR ADDRESS LISTED ON THE FIRST PAGE OF YOUR STATEMENT.

If you think your statement is wrong, or if you need more information about a transaction on your statement, write us on a separate sheet at the address shown on your statement as soon as possible. We must hear from you no later than 60 days after we sent you the first statement on which the error or problem appeared. You can telephone us, but doing so will not preserve your rights.

In your letter give us the following information:

(1) Tell us your name and account number.
(2) The dollar amount of the suspected error.
(3) Describe the error and explain, if you can, why you believe there is an error. If you need more information, describe the item you are unsure about.

You do not have to pay any amount in question while we are investigating, but you are still obligated to pay the parts of your statement that are not in question. While we investigate your question, we cannot report you as delinquent or take any action to collect the amount you question.

PLEASE NOTIFY BANK IN WRITING OF CHANGE OF ADDRESS.

TERMS GOVERNING ACCOUNTS

Deposit in or presentment to the Bank of any item for a customer's account shall constitute the customer's consent to the terms hereof with respect to the account and all items deposited therein or presented to the Bank for payment.

All deposits and collections shall be governed by the pertinent provisions of the Uniform Commercial Code—Bank Deposits & Collection (of Texas), as from time to time amended, or as varied by agreements permitted by the statute, including those hereafter set out.

Receipt from others of items for credit to a customer's account shall render the customer liable to the Bank to the same extent as though they had been endorsed by and received directly from the customer. No money or item shall be deemed to have been received by the Bank unless and until it shall have issued a receipt therefor.

The account shall at all times be subject to service and maintenance charges according to the practice of the Bank prevailing at the time.

When the Bank deems such action proper, the Bank may require that the account be closed.

The provisions hereof shall control, in event of conflict with any deposit slip.

The Bank reserves the right to change the provisions hereof by printing on its statement Terms Governing Accounts, incorporating the change. The new Terms Governing Accounts will be effective, prospectively, when the statement containing the change is made available to the customer, by mail or otherwise.

STATEMENTS

If you do not notify us of an unauthorized signature or alteration within a reasonable amount of time (not to exceed 30 days) after we send or make available to you your statement and items: (1) you can assert the unauthorized signature or alteration against us, even if we are unable to show a loss due to your failure and, (2) you cannot assert any unauthorized signatures or alterations by the same wrongdoer on items paid by us after the reasonable time mentioned above elapses, but before we receive your notice. We lose these protections if we fail to exercise ordinary care in paying an item with an unauthorized signature or alteration, unless you do not notify us of the problem within 60 days of when we send or make available to you the statement and items. You must report any other account problem (e.g. erroneous statement or passbook entry, missing signature, unauthorized endorsement, etc.) within this 60 day period or lose your right to assert the problem against us.

Business7 Checking - XXXXXX3529

Account Summary

Date	Description			
09/01/2018	**Beginning Balance**	**$7,248.13**	Minimum Balance	$761.96
	10 Debit(s) this period	$21,411.60	Average Available Balance	$5,200.29
	30 Credit(s) this period	$16,489.14		
09/28/2018	**Ending Balance**	**$2,325.67**		

Account Activity

Transaction Date	Description	Debits	Credits	Balance
09/01/2018	Beginning Balance			$7,248.13
09/04/2018	Remote Deposit		$1,092.94	$8,341.07
09/04/2018	BANKCARD MTOT DEP 510159341050086		$607.83	$8,948.90
09/04/2018	BANKCARD MTOT DISC 510159341050086	-$64.96		$8,883.94
09/04/2018	CHECK # 1425	-$191.00		$8,692.94
09/06/2018	Remote Deposit		$29.45	$8,722.39
09/06/2018	Remote Deposit		$260.95	$8,983.34
09/07/2018	BANKCARD BTOT DEP 510159341050086		$59.00	$9,042.34
09/10/2018	Remote Deposit		$166.94	$9,209.28
09/10/2018	BANKCARD BTOT DEP 510159341050086		$9.00	$9,218.28
09/10/2018	BANKCARD MTOT DEP 510159341050086		$135.00	$9,353.28
09/10/2018	KNIGHTS OF COLUM INS. PREM	-$198.00		$9,155.28
09/11/2018	BANKCARD MTOT DEP 510159341050086		$309.14	$9,464.42
09/12/2018	Remote Deposit		$42.07	$9,506.49
09/13/2018	Remote Deposit		$123.82	$9,630.31
09/13/2018	BANKCARD BTOT DEP 510159341050086		$51.32	$9,681.63
09/14/2018	Remote Deposit		$1,600.12	$11,281.75
09/14/2018	BANKCARD BTOT DEP 510159341050086		$27.00	$11,308.75
09/14/2018	CHECK # 1432	-$5,514.00		$5,794.75
09/17/2018	Remote Deposit		$3,838.63	$9,633.38
09/17/2018	BANKCARD MTOT DEP 510159341050086		$52.28	$9,685.66
09/17/2018	BANKCARD BTOT DEP 510159341050086		$69.21	$9,754.87
09/17/2018	CHECK # 1431	-$30.20		$9,724.67
09/17/2018	CHECK # 1430	-$4,046.11		$5,678.56
09/18/2018	Remote Deposit		$114.00	$5,792.56
09/18/2018	BANKCARD MTOT DEP 510159341050086		$77.73	$5,870.29
09/18/2018	CHECK # 1434	-$5,018.00		$852.29
09/18/2018	CHECK # 1429	-$90.33		$761.96
09/19/2018	Remote Deposit		$156.62	$918.58

Business7 Checking - XXXXXX3529 (continued)

Account Activity (continued)

Transaction Date	Description	Debits	Credits	Balance
09/20/2018	Remote Deposit		$249.99	$1,168.57
09/20/2018	BANKCARD MTOT DEP 510159341050086		$308.58	$1,477.15
09/20/2018	NAVITAS UTILITY UTILITY PY XXXXXX4573		$3,369.89	$4,847.04
09/21/2018	Remote Deposit		$108.76	$4,955.80
09/24/2018	Remote Deposit		$608.17	$5,563.97
09/24/2018	TN STATE REVENUE TN TAP XXXXX9216	-$432.00		$5,131.97
09/25/2018	Remote Deposit		$649.00	$5,780.97
09/27/2018	Remote Deposit		$260.95	$6,041.92
09/27/2018	Remote Deposit		$1,827.00	$7,868.92
09/27/2018	BANKCARD BTOT DEP 510159341050086		$114.00	$7,982.92
09/27/2018	CHECK # 1436	-$5,827.00		$2,155.92
09/28/2018	Remote Deposit		$169.75	$2,325.67
09/28/2018	Ending Balance			$2,325.67

Checks Cleared

Check Number	Check Date	Check Amount	Check Number	Check Date	Check Amount
1425	09/04/2018	$191.00	1432	09/14/2018	$5,514.00
1429*	09/18/2018	$90.33	1434*	09/18/2018	$5,018.00
1430	09/17/2018	$4,046.11	1436*	09/27/2018	$5,827.00
1431	09/17/2018	$30.20			

* Indicates skipped check number

Daily Balances

Date	Amount	Date	Amount	Date	Amount
09/04/2018	$8,692.94	09/13/2018	$9,681.63	09/21/2018	$4,955.80
09/06/2018	$8,983.34	09/14/2018	$5,794.75	09/24/2018	$5,131.97
09/07/2018	$9,042.34	09/17/2018	$5,678.56	09/25/2018	$5,780.97
09/10/2018	$9,155.28	09/18/2018	$761.96	09/27/2018	$2,155.92
09/11/2018	$9,464.42	09/19/2018	$918.58	09/28/2018	$2,325.67
09/12/2018	$9,506.49	09/20/2018	$4,847.04		

Overdraft and Returned Item Fees

	Total for this period	Total year-to-date
Total Overdraft Fees	$0.00	$35.00
Total Returned Item Fees	$0.00	$0.00

#1425 20180904 $191.00



#1429 20180918 $90.33



#1430 20180917 $4,046.11



#1431 20180917 $30.20



#1432 20180914 $5,514.00

#1434 20180918 $5,018.00



#1436 20180927 $5,827.00

Electronic Credit

Bank 7 01#A003007 Deposit Number: 154424414
Processing Date: 2018-09-04 Deposit Amount: $ 1092.94
Customer Name: Navitas Utility Corporati
Description: tnng
Online User ID: kcrain
Deposit made to: CHK - TNNG 3529

103103778 9023529 011

20180904 $1,092.94

Electronic Credit

Bank 7 01#A003007 Deposit Number: 154725417
Processing Date: 2018-09-06 Deposit Amount: $ 29.45
Customer Name: Navitas Utility Corporati
Description: tnng2
Online User ID: kcrain
Deposit made to: CHK - TNNG 3529

103103778 9023529 011

20180906 $29.45

Electronic Credit

Bank 7 01#A003007 Deposit Number: 154724876
Processing Date: 2018-09-06 Deposit Amount: $ 260.95
Customer Name: Navitas Utility Corporati
Description: tnng
Online User ID: kcrain
Deposit made to: CHK - TNNG 3529

103103778 9023529 011

20180906 $260.95

Electronic Credit

Bank 7 01#A003007 Deposit Number: 155090704
Processing Date: 2018-09-10 Deposit Amount: $ 166.94
Customer Name: Navitas Utility Corporati
Description: tnng
Online User ID: kcrain
Deposit made to: CHK - TNNG 3529

103103778 9023529 011

20180910 $166.94

Electronic Credit

Bank 7 01#A003007 Deposit Number: 155334808
Processing Date: 2018-09-12 Deposit Amount: $ 42.07
Customer Name: Navitas Utility Corporati
Description: tnng
Online User ID: kcrain
Deposit made to: CHK - TNNG 3529

103103778 9023529 011

20180912 $42.07

Electronic Credit

Bank 7 01#A003007 Deposit Number: 155455704
Processing Date: 2018-09-13 Deposit Amount: $ 123.82
Customer Name: Navitas Utility Corporati
Description: tnng
Online User ID: kcrain
Deposit made to: CHK - TNNG 3529

103103778 9023529 011

20180913 $123.82

Electronic Credit

Bank 7 01#A003007 Deposit Number: 155586970
Processing Date: 2018-09-14 Deposit Amount: $ 1600.12
Customer Name: Navitas Utility Corporati
Description: tnng
Online User ID: kcrain
Deposit made to: CHK - TNNG 3529

103103778 9023529 011

20180914 $1,600.12

Electronic Credit

Bank 7 01#A003007 Deposit Number: 155821483
Processing Date: 2018-09-17 Deposit Amount: $ 3838.63
Customer Name: Navitas Utility Corporati
Description: tnng
Online User ID: kcrain
Deposit made to: CHK - TNNG 3529

103103778 9023529 011

20180917 $3,838.63

Electronic Credit

Bank 7 01#A003007 Deposit Number: 155956352
Processing Date: 2018-09-18 Deposit Amount: $ 114.00
Customer Name: Navitas Utility Corporati
Description: tnng
Online User ID: kcrain
Deposit made to: CHK - TNNG 3529

103103778 9023529 011

20180918 $114.00

Electronic Credit

Bank 7 01#A003007 Deposit Number: 156065436
Processing Date: 2018-09-19 Deposit Amount: $ 156.62
Customer Name: Navitas Utility Corporati
Description: tnng
Online User ID: kcrain
Deposit made to: CHK - TNNG 3529

103103778 9023529 011

20180919 $156.62

Electronic Credit

Bank 7 01#A003007 Deposit Number: 156172607
Processing Date: 2018-09-20 Deposit Amount: $ 249.99
Customer Name: Navitas Utility Corporati
Description: tnng
Online User ID: kcrain
Deposit made to: CHK - TNNG 3529

103103778 9023529 011

20180920 $249.99

Electronic Credit

Bank 7 01#A003007 Deposit Number: 156309376
Processing Date: 2018-09-21 Deposit Amount: $ 108.76
Customer Name: Navitas Utility Corporati
Description: tnng
Online User ID: kcrain
Deposit made to: CHK - TNNG 3529

103103778 9023529 011

20180921 $108.76

Electronic Credit

Bank 7 01#A003007 Deposit Number: 156505516
Processing Date: 2018-09-24 Deposit Amount: $ 608.17
Customer Name: Navitas Utility Corporati
Description: 09242018TNNG
Online User ID: vking
Deposit made to: CHK - TNNG 3529

103103778 9023529 011

20180924 $608.17

Electronic Credit

Bank 7 01#A003007 Deposit Number: 156653742
Processing Date: 2018-09-25 Deposit Amount: $ 649.00
Customer Name: Navitas Utility Corporati
Description: tnng
Online User ID: kcrain
Deposit made to: CHK - TNNG 3529

103103778 9023529 011

20180925 $649.00

Electronic Credit

Bank 7 01#A003007 Deposit Number: 156877167
Processing Date: 2018-09-27 Deposit Amount: $ 260.95
Customer Name: Navitas Utility Corporati
Description: tnng
Online User ID: kcrain
Deposit made to: CHK - TNNG 3529

103103778 9023529 011

20180927 $260.95

Electronic Credit

Bank 7 01#A003007 Deposit Number: 156848015
Processing Date: 2018-09-27 Deposit Amount: $ 1827.00
Customer Name: Navitas Utility Corporati
Description: 180927TNNG
Online User ID: rmiranda
Deposit made to: CHK - TNNG 3529

103103778 9023529 011

20180927 $1,827.00

Electronic Credit

Bank 7 01#A003007 Deposit Number: 157028691
Processing Date: 2018-09-28 Deposit Amount: $ 169.75
Customer Name: Navitas Utility Corporati
Description: tnng
Online User ID: kcrain
Deposit made to: CHK - TNNG 3529

103103778 9023529 011

20180928 $169.75

THIS PAGE LEFT INTENTIONALLY BLANK

1039 N.W. 63rd St
Oklahoma City, OK 73116

RETURN SERVICE REQUESTED

NAVITAS TN NG, LLC

3186 AIRWAY AVE STE D
COSTA MESA CA 92626-4650

October 2018

Managing Your Accounts

Branch Location	Bank7 Oklahoma City
Branch Phone #	405-810-8600
Toll Free Support	800-259-0921
Mailing Address	1039 N.W. 63rd St. Oklahoma City, OK 73116
Online Access	Bank7.com

Control Your Bank7 Debit Cards with Mobiliti

Receive alerts to your smartphone whenever your debit cards are used

Establish dollar amount limits on your purchases, merchant categories, transaction types and geographic locations

Safeguard your cards: Turn them "off" if they are misplaced or stolen, and back "on" when you're ready to use them again

Managing your debit cards through your smartphone is automatically enabled for Bank7 Mobiliti users. Login to the Bank7 Mobiliti App to check it out! Don't have our mobile banking app? Go to the App Store® or Google Play® and download today! Carrier data rates may apply.

Summary of Accounts

Account Type	Account Number	Ending Balance
Business7 Checking	XXXXXX3529	$953.20
Total Current Value		**$953.20**

Member FDIC
EQUAL HOUSING LENDER

IN CASE OF ERRORS OR QUESTIONS ABOUT YOUR ELECTRONIC TRANSFERS

Write us at the address on the front of this statement or call us at the telephone number on the front of this statement as soon as possible, if you think your statement or receipt is wrong or if you need more information about a transfer on the statement or receipt. We must hear from you no later than 60 days after we send you the FIRST statement on which the error or problem appeared.

(1) Tell us your name and account number.
(2) Describe the error or the transfer you are unsure about, and explain as clearly as you can why you believe there is an error or why you need more information.
(3) Tell us the dollar amount of the suspected error.

We will investigate your complaint and will correct any error promptly. If we take more than 10 business days to do this, we will recredit your account for the amount you think is in error, so that you will have use of the money during the time it takes us to complete our investigation.

IN CASE OF ERRORS OR QUESTIONS ABOUT YOUR STATEMENT, PLEASE WRITE OR CONTACT US AT THE PHONE NUMBER OR ADDRESS LISTED ON THE FIRST PAGE OF YOUR STATEMENT.

If you think your statement is wrong, or if you need more information about a transaction on your statement, write us on a separate sheet at the address shown on your statement as soon as possible. We must hear from you no later than 60 days after we sent you the first statement on which the error or problem appeared. You can telephone us, but doing so will not preserve your rights.

In your letter give us the following information:

(1) Tell us your name and account number.
(2) The dollar amount of the suspected error.
(3) Describe the error and explain, if you can, why you believe there is an error. If you need more information, describe the item you are unsure about.

You do not have to pay any amount in question while we are investigating, but you are still obligated to pay the parts of your statement that are not in question. While we investigate your question, we cannot report you as delinquent or take any action to collect the amount you question.

PLEASE NOTIFY BANK IN WRITING OF CHANGE OF ADDRESS.

TERMS GOVERNING ACCOUNTS

Deposit in or presentment to the Bank of any item for a customer's account shall constitute the customer's consent to the terms hereof with respect to the account and all items deposited therein or presented to the Bank for payment.

All deposits and collections shall be governed by the pertinent provisions of the Uniform Commercial Code—Bank Deposits & Collection (of Texas), as from time to time amended, or as varied by agreements permitted by the statute, including those hereafter set out.

Receipt from others of items for credit to a customer's account shall render the customer liable to the Bank to the same extent as though they had been endorsed by and received directly from the customer. No money or item shall be deemed to have been received by the Bank unless and until it shall have issued a receipt therefor.

The account shall at all times be subject to service and maintenance charges according to the practice of the Bank prevailing at the time.

When the Bank deems such action proper, the Bank may require that the account be closed.

The provisions hereof shall control, in event of conflict with any deposit slip.

The Bank reserves the right to change the provisions hereof by printing on its statement Terms Governing Accounts, incorporating the change. The new Terms Governing Accounts will be effective, prospectively, when the statement containing the change is made available to the customer, by mail or otherwise.

STATEMENTS

If you do not notify us of an unauthorized signature or alteration within a reasonable amount of time (not to exceed 30 days) after we send or make available to you your statement and items: (1) you can assert the unauthorized signature or alteration against us, even if we are unable to show a loss due to your failure and, (2) you cannot assert any unauthorized signatures or alterations by the same wrongdoer on items paid by us after the reasonable time mentioned above elapses, but before we receive your notice. We lose these protections if we fail to exercise ordinary care in paying an item with an unauthorized signature or alteration, unless you do not notify us of the problem within 60 days of when we send or make available to you the statement and items. You must report any other account problem (e.g. erroneous statement or passbook entry, missing signature, unauthorized endorsement, etc.) within this 60 day period or lose your right to assert the problem against us.

Business7 Checking - XXXXXX3529

Account Summary

Date	Description			
09/29/2018	**Beginning Balance**	**$2,325.67**	Minimum Balance	$715.67
	12 Debit(s) this period	$26,954.18	Average Available Balance	$3,100.62
	36 Credit(s) this period	$25,581.71		
10/31/2018	**Ending Balance**	**$953.20**		

Account Activity

Transaction Date	Description	Debits	Credits	Balance
09/29/2018	Beginning Balance			$2,325.67
10/02/2018	Remote Deposit		$195.91	$2,521.58
10/02/2018	Remote Deposit		$6,103.65	$8,625.23
10/02/2018	BANKCARD MTOT DEP 510159341050086		$1,667.60	$10,292.83
10/02/2018	BANKCARD MTOT DISC 510159341050086	-$71.89		$10,220.94
10/02/2018	CHECK # 1438	-$3,502.27		$6,718.67
10/03/2018	CHECK # 1439	-$6,003.00		$715.67
10/04/2018	BANKCARD MTOT DEP 510159341050086		$536.91	$1,252.58
10/05/2018	Remote Deposit		$176.35	$1,428.93
10/05/2018	BANKCARD BTOT DEP 510159341050086		$27.45	$1,456.38
10/09/2018	Remote Deposit		$263.75	$1,720.13
10/09/2018	BANKCARD MTOT DEP 510159341050086		$9.00	$1,729.13
10/09/2018	BANKCARD MTOT DEP 510159341050086		$9.00	$1,738.13
10/09/2018	BANKCARD MTOT DEP 510159341050086		$18.00	$1,756.13
10/10/2018	Remote Deposit		$148.45	$1,904.58
10/10/2018	KNIGHTS OF COLUM INS. PREM	-$198.00		$1,706.58
10/10/2018	CHECK # 1435	-$299.33		$1,407.25
10/11/2018	BANKCARD MTOT DEP 510159341050086		$100.00	$1,507.25
10/12/2018	BANKCARD MTOT DEP 510159341050086		$106.14	$1,613.39
10/15/2018	BANKCARD BTOT DEP 510159341050086		$9.00	$1,622.39
10/16/2018	Remote Deposit		$669.39	$2,291.78
10/16/2018	BANKCARD BTOT DEP 510159341050086		$391.13	$2,682.91
10/17/2018	Remote Deposit		$220.00	$2,902.91
10/18/2018	Remote Deposit		$2,479.88	$5,382.79
10/19/2018	Remote Deposit		$249.88	$5,632.67
10/19/2018	BANKCARD MTOT DEP 510159341050086		$20.25	$5,652.92
10/19/2018	CHECK # 1440	-$189.58		$5,463.34
10/22/2018	Remote Deposit		$1,022.00	$6,485.34
10/22/2018	Remote Deposit		$2,612.63	$9,097.97

Business7 Checking - XXXXXX3529 (continued)

Account Activity (continued)

Transaction Date	Description	Debits	Credits	Balance
10/22/2018	BANKCARD MTOT DEP 510159341050086		$18.00	$9,115.97
10/22/2018	BANKCARD MTOT DEP 510159341050086		$33.13	$9,149.10
10/22/2018	NAVITAS UTILITY UTILITY PY XXXXXX4573		$3,260.25	$12,409.35
10/23/2018	Remote Deposit		$72.31	$12,481.66
10/23/2018	BANKCARD BTOT DEP 510159341050086		$263.44	$12,745.10
10/23/2018	CHECK # 1442	-$5,023.00		$7,722.10
10/24/2018	Remote Deposit		$9.00	$7,731.10
10/24/2018	TN STATE REVENUE TN TAP XXXXXX3632	-$474.00		$7,257.10
10/25/2018	Remote Deposit		$1,405.76	$8,662.86
10/25/2018	BANKCARD MTOT DEP 510159341050086		$544.43	$9,207.29
10/26/2018	BANKCARD MTOT DEP 510159341050086		$9.00	$9,216.29
10/26/2018	CHECK # 1441	-$4,046.11		$5,170.18
10/29/2018	Transfer from 9023452 RDC scan error		$788.93	$5,959.11
10/29/2018	Remote Deposit		$1,021.90	$6,981.01
10/29/2018	BANKCARD MTOT DEP 510159341050086		$242.04	$7,223.05
10/29/2018	CHECK # 1444	-$2,629.00		$4,594.05
10/30/2018	BANKCARD MTOT DEP 510159341050086		$9.00	$4,603.05
10/30/2018	CHECK # 1445	-$1,030.00		$3,573.05
10/31/2018	Remote Deposit		$868.15	$4,441.20
10/31/2018	CHECK # 1443	-$3,488.00		$953.20
10/31/2018	Ending Balance			$953.20

Checks Cleared

Check Number	Check Date	Check Amount	Check Number	Check Date	Check Amount
1435	10/10/2018	$299.33	1442	10/23/2018	$5,023.00
1438*	10/02/2018	$3,502.27	1443	10/31/2018	$3,488.00
1439	10/03/2018	$6,003.00	1444	10/29/2018	$2,629.00
1440	10/19/2018	$189.58	1445	10/30/2018	$1,030.00
1441	10/26/2018	$4,046.11			

* Indicates skipped check number

Daily Balances

Date	Amount	Date	Amount	Date	Amount
10/02/2018	$6,718.67	10/05/2018	$1,456.38	10/11/2018	$1,507.25
10/03/2018	$715.67	10/09/2018	$1,756.13	10/12/2018	$1,613.39
10/04/2018	$1,252.58	10/10/2018	$1,407.25	10/15/2018	$1,622.39

Business7 Checking - XXXXXX3529 (continued)

Daily Balances (continued)

Date	Amount	Date	Amount	Date	Amount
10/16/2018	$2,682.91	10/22/2018	$12,409.35	10/26/2018	$5,170.18
10/17/2018	$2,902.91	10/23/2018	$7,722.10	10/29/2018	$4,594.05
10/18/2018	$5,382.79	10/24/2018	$7,257.10	10/30/2018	$3,573.05
10/19/2018	$5,463.34	10/25/2018	$9,207.29	10/31/2018	$953.20

Overdraft and Returned Item Fees

	Total for this period	Total year-to-date
Total Overdraft Fees	$0.00	$35.00
Total Returned Item Fees	$0.00	$0.00

#1435 20181010 $299.33



#1438 20181002 $3,502.27



#1439 20181003 $6,003.00



#1440 20181019 $189.58

#1441 20181026 $4,046.11



#1442 20181023 $5,023.00



#1443 20181031 $3,488.00



#1444 20181029 $2,629.00



#1445 20181030 $1,030.00

Electronic Credit

Bank 7 01#A003007 Deposit Number: 157410441

Processing Date: 2018-10-02 Deposit Amount: $ 195.91

Customer Name: Navitas Utility Corporati

Description: tnng2

Online User ID: kcrain

Deposit made to: CHK - TNNG 3529

103103778 9023529 011

20181002 $195.91

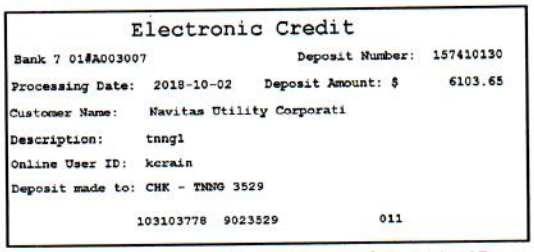

Electronic Credit

Bank 7 01#A003007 Deposit Number: 157410130
Processing Date: 2018-10-02 Deposit Amount: $ 6103.65
Customer Name: Navitas Utility Corporati
Description: tnng1
Online User ID: kcrain
Deposit made to: CHK - TNNG 3529
103103778 9023529 011

20181002 $6,103.65

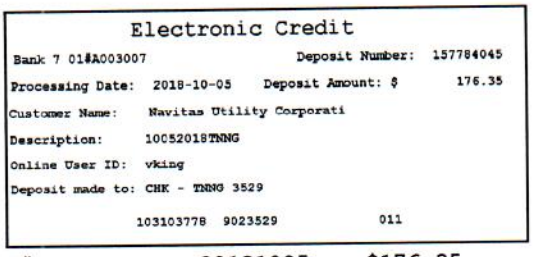

Electronic Credit

Bank 7 01#A003007 Deposit Number: 157784045
Processing Date: 2018-10-05 Deposit Amount: $ 176.35
Customer Name: Navitas Utility Corporati
Description: 10052018TNNG
Online User ID: vking
Deposit made to: CHK - TNNG 3529
103103778 9023529 011

20181005 $176.35

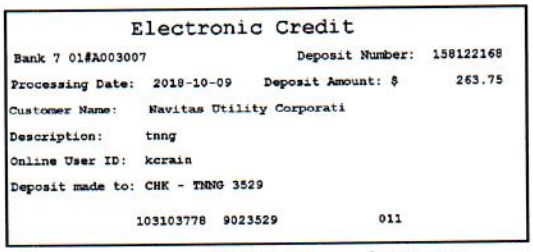

Electronic Credit

Bank 7 01#A003007 Deposit Number: 158122168
Processing Date: 2018-10-09 Deposit Amount: $ 263.75
Customer Name: Navitas Utility Corporati
Description: tnng
Online User ID: kcrain
Deposit made to: CHK - TNNG 3529
103103778 9023529 011

20181009 $263.75

Electronic Credit

Bank 7 01#A003007 Deposit Number: 158282698
Processing Date: 2018-10-10 Deposit Amount: $ 148.45
Customer Name: Navitas Utility Corporati
Description: tnng
Online User ID: kcrain
Deposit made to: CHK - TNNG 3529
103103778 9023529 011

20181010 $148.45

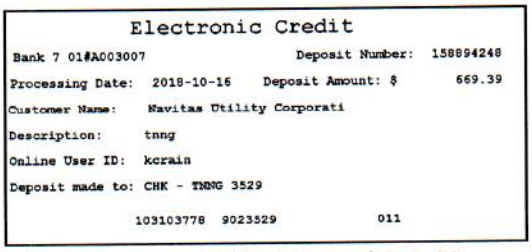

Electronic Credit

Bank 7 01#A003007 Deposit Number: 158894248
Processing Date: 2018-10-16 Deposit Amount: $ 669.39
Customer Name: Navitas Utility Corporati
Description: tnng
Online User ID: kcrain
Deposit made to: CHK - TNNG 3529
103103778 9023529 011

20181016 $669.39

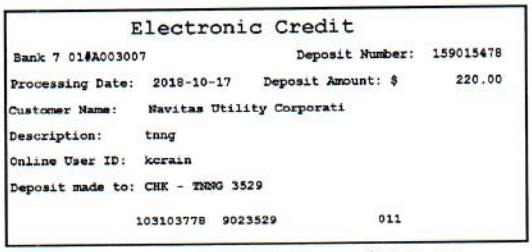

Electronic Credit

Bank 7 01#A003007 Deposit Number: 159015478
Processing Date: 2018-10-17 Deposit Amount: $ 220.00
Customer Name: Navitas Utility Corporati
Description: tnng
Online User ID: kcrain
Deposit made to: CHK - TNNG 3529
103103778 9023529 011

20181017 $220.00

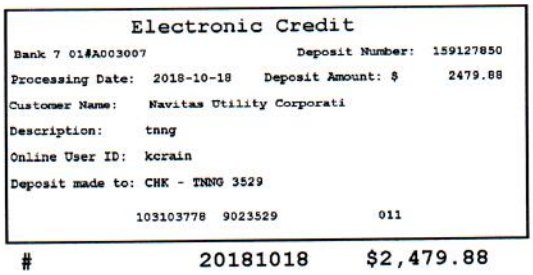

Electronic Credit

Bank 7 01#A003007 Deposit Number: 159127850
Processing Date: 2018-10-18 Deposit Amount: $ 2479.88
Customer Name: Navitas Utility Corporati
Description: tnng
Online User ID: kcrain
Deposit made to: CHK - TNNG 3529
103103778 9023529 011

20181018 $2,479.88

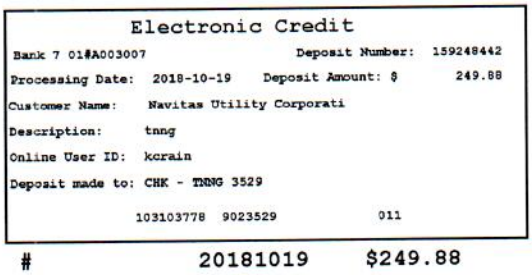

Electronic Credit

Bank 7 01#A003007 Deposit Number: 159248442
Processing Date: 2018-10-19 Deposit Amount: $ 249.88
Customer Name: Navitas Utility Corporati
Description: tnng
Online User ID: kcrain
Deposit made to: CHK - TNNG 3529
103103778 9023529 011

20181019 $249.88



Electronic Credit

Bank 7 01#A003007 Deposit Number: 159460606
Processing Date: 2018-10-22 Deposit Amount: $ 1022.00
Customer Name: Navitas Utility Corporati
Description: 181022TNNG
Online User ID: rmiranda
Deposit made to: CHK - TNNG 3529
103103778 9023529 011

20181022 $1,022.00



Electronic Credit

Bank 7 01#A003007 Deposit Number: 159472935
Processing Date: 2018-10-22 Deposit Amount: $ 2612.63
Customer Name: Navitas Utility Corporati
Description: tnng
Online User ID: kcrain
Deposit made to: CHK - TNNG 3529
103103778 9023529 011

20181022 $2,612.63

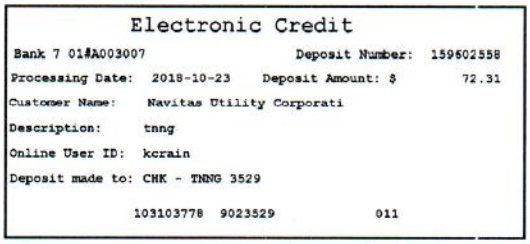

Electronic Credit

Bank 7 01#A003007 Deposit Number: 159602558
Processing Date: 2018-10-23 Deposit Amount: $ 72.31
Customer Name: Navitas Utility Corporati
Description: tnng
Online User ID: kcrain
Deposit made to: CHK - TNNG 3529

103103778 9023529 011

20181023 $72.31

Electronic Credit

Bank 7 01#A003007 Deposit Number: 159720969
Processing Date: 2018-10-24 Deposit Amount: $ 9.00
Customer Name: Navitas Utility Corporati
Description: tnng
Online User ID: kcrain
Deposit made to: CHK - TNNG 3529

103103778 9023529 011

20181024 $9.00

Electronic Credit

Bank 7 01#A003007 Deposit Number: 159829275
Processing Date: 2018-10-25 Deposit Amount: $ 1405.76
Customer Name: Navitas Utility Corporati
Description: tnng
Online User ID: kcrain
Deposit made to: CHK - TNNG 3529

103103778 9023529 011

20181025 $1,405.76

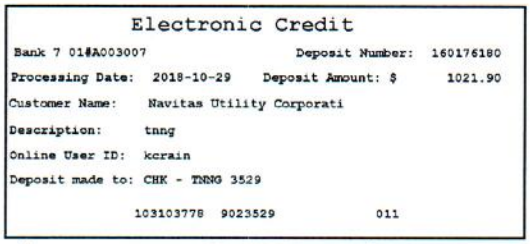

Electronic Credit

Bank 7 01#A003007 Deposit Number: 160176180
Processing Date: 2018-10-29 Deposit Amount: $ 1021.90
Customer Name: Navitas Utility Corporati
Description: tnng
Online User ID: kcrain
Deposit made to: CHK - TNNG 3529

103103778 9023529 011

20181029 $1,021.90

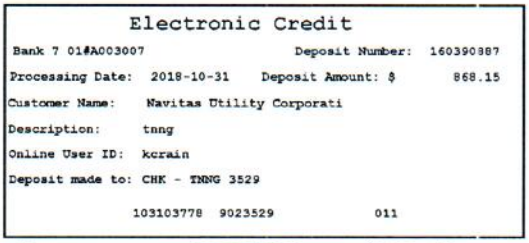

Electronic Credit

Bank 7 01#A003007 Deposit Number: 160390387
Processing Date: 2018-10-31 Deposit Amount: $ 868.15
Customer Name: Navitas Utility Corporati
Description: tnng
Online User ID: kcrain
Deposit made to: CHK - TNNG 3529

103103778 9023529 011

20181031 $868.15

1039 N.W. 63rd St
Oklahoma City, OK 73116

RETURN SERVICE REQUESTED

NAVITAS TN NG, LLC

3186 AIRWAY AVE STE D
COSTA MESA CA 92626-4650

November 2018

Managing Your Accounts

Branch Location	Bank7 Oklahoma City
Branch Phone #	405-810-8600
Toll Free Support	800-259-0921
Mailing Address	1039 N.W. 63rd St. Oklahoma City, OK 73116
Online Access	Bank7.com

Summary of Accounts

Account Type	Account Number	Ending Balance
Business7 Checking	XXXXXX3529	$4,885.30
Total Current Value		**$4,885.30**

Business7 Checking - XXXXXX3529

Account Summary

Date	Description			
11/01/2018	**Beginning Balance**	**$953.20**	Minimum Balance	$18.75
	15 Debit(s) this period	$31,191.72	Average Available Balance	$4,084.38
	32 Credit(s) this period	$35,123.82		
11/30/2018	**Ending Balance**	**$4,885.30**		

Account Activity

Transaction Date	Description	Debits	Credits	Balance
11/01/2018	Beginning Balance			$953.20
11/01/2018	BANKCARD BTOT DEP 510159341050086		$66.55	$1,019.75
11/01/2018	Transfer Debit	-$1,001.00		$18.75
11/02/2018	Remote Deposit		$36.90	$55.65
11/02/2018	BANKCARD BTOT DEP 510159341050086		$46.07	$101.72
11/02/2018	BANKCARD MTOT DISC 510159341050086	-$80.85		$20.87
11/05/2018	Remote Deposit		$556.75	$577.62
11/05/2018	BANKCARD MTOT DEP 510159341050086		$99.32	$676.94
11/05/2018	BANKCARD MTOT DEP 510159341050086		$524.08	$1,201.02
11/06/2018	BANKCARD MTOT DEP 510159341050086		$359.00	$1,560.02

EQUAL HOUSING LENDER Member FDIC

IN CASE OF ERRORS OR QUESTIONS ABOUT YOUR ELECTRONIC TRANSFERS

Write us at the address on the front of this statement or call us at the telephone number on the front of this statement as soon as possible, if you think your statement or receipt is wrong or if you need more information about a transfer on the statement or receipt. We must hear from you no later than 60 days after we send you the FIRST statement on which the error or problem appeared.

(1) Tell us your name and account number.
(2) Describe the error or the transfer you are unsure about, and explain as clearly as you can why you believe there is an error or why you need more information.
(3) Tell us the dollar amount of the suspected error.

We will investigate your complaint and will correct any error promptly. If we take more than 10 business days to do this, we will recredit your account for the amount you think is in error, so that you will have use of the money during the time it takes us to complete our investigation.

IN CASE OF ERRORS OR QUESTIONS ABOUT YOUR STATEMENT, PLEASE WRITE OR CONTACT US AT THE PHONE NUMBER OR ADDRESS LISTED ON THE FIRST PAGE OF YOUR STATEMENT.

If you think your statement is wrong, or if you need more information about a transaction on your statement, write us on a separate sheet at the address shown on your statement as soon as possible. We must hear from you no later than 60 days after we sent you the first statement on which the error or problem appeared. You can telephone us, but doing so will not preserve your rights.

In your letter give us the following information:

(1) Tell us your name and account number.
(2) The dollar amount of the suspected error.
(3) Describe the error and explain, if you can, why you believe there is an error. If you need more information, describe the item you are unsure about.

You do not have to pay any amount in question while we are investigating, but you are still obligated to pay the parts of your statement that are not in question. While we investigate your question, we cannot report you as delinquent or take any action to collect the amount you question.

PLEASE NOTIFY BANK IN WRITING OF CHANGE OF ADDRESS.

TERMS GOVERNING ACCOUNTS

Deposit in or presentment to the Bank of any item for a customer's account shall constitute the customer's consent to the terms hereof with respect to the account and all items deposited therein or presented to the Bank for payment.

All deposits and collections shall be governed by the pertinent provisions of the Uniform Commercial Code—Bank Deposits & Collection (of Texas), as from time to time amended, or as varied by agreements permitted by the statute, including those hereafter set out.

Receipt from others of items for credit to a customer's account shall render the customer liable to the Bank to the same extent as though they had been endorsed by and received directly from the customer. No money or item shall be deemed to have been received by the Bank unless and until it shall have issued a receipt therefor.

The account shall at all times be subject to service and maintenance charges according to the practice of the Bank prevailing at the time.

When the Bank deems such action proper, the Bank may require that the account be closed.

The provisions hereof shall control, in event of conflict with any deposit slip.

The Bank reserves the right to change the provisions hereof by printing on its statement Terms Governing Accounts, incorporating the change. The new Terms Governing Accounts will be effective, prospectively, when the statement containing the change is made available to the customer, by mail or otherwise.

STATEMENTS

If you do not notify us of an unauthorized signature or alteration within a reasonable amount of time (not to exceed 30 days) after we send or make available to you your statement and items: (1) you can assert the unauthorized signature or alteration against us, even if we are unable to show a loss due to your failure and, (2) you cannot assert any unauthorized signatures or alterations by the same wrongdoer on items paid by us after the reasonable time mentioned above elapses, but before we receive your notice. We lose these protections if we fail to exercise ordinary care in paying an item with an unauthorized signature or alteration, unless you do not notify us of the problem within 60 days of when we send or make available to you the statement and items. You must report any other account problem (e.g. erroneous statement or passbook entry, missing signature, unauthorized endorsement, etc.) within this 60 day period or lose your right to assert the problem against us.

Business7 Checking - XXXXXX3529 (continued)

Account Activity (continued)

Transaction Date	Description	Debits	Credits	Balance
11/06/2018	CHECK # 1446	-$1,506.00		$54.02
11/07/2018	Remote Deposit		$5,136.43	$5,190.45
11/08/2018	Remote Deposit		$71.00	$5,261.45
11/08/2018	BANKCARD MTOT DEP 510159341050086		$293.78	$5,555.23
11/09/2018	Remote Deposit		$19.37	$5,574.60
11/09/2018	BANKCARD MTOT DEP 510159341050086		$36.35	$5,610.95
11/13/2018	BANKCARD MTOT DEP 510159341050086		$105.01	$5,715.96
11/13/2018	BANKCARD MTOT DEP 510159341050086		$108.79	$5,824.75
11/13/2018	KNIGHTS OF COLUM INS. PREM	-$198.00		$5,626.75
11/13/2018	CHECK # 1449	-$170.13		$5,456.62
11/13/2018	CHECK # 1448	-$4,402.30		$1,054.32
11/14/2018	Remote Deposit		$94.76	$1,149.08
11/14/2018	CHECK # 1447	-$500.00		$649.08
11/15/2018	BANKCARD MTOT DEP 510159341050086		$51.88	$700.96
11/16/2018	Remote Deposit		$108.35	$809.31
11/19/2018	Remote Deposit		$4,689.48	$5,498.79
11/19/2018	BANKCARD MTOT DEP 510159341050086		$218.69	$5,717.48
11/19/2018	BANKCARD MTOT DEP 510159341050086		$816.45	$6,533.93
11/19/2018	Transfer Debit	-$108.79		$6,425.14
11/20/2018	Remote Deposit		$4,668.13	$11,093.27
11/20/2018	BANKCARD MTOT DEP 510159341050086		$97.61	$11,190.88
11/20/2018	NAVITAS UTILITY UTILITY PY XXXXXX4573		$4,544.09	$15,734.97
11/21/2018	Remote Deposit		$678.03	$16,413.00
11/21/2018	DDA to Loan #1032785 & GL #4007001 Interest Due to 11/6/18 & Extension Fee	-$441.65		$15,971.35
11/21/2018	CHECK # 1452	-$4,021.00		$11,950.35
11/21/2018	CHECK # 1450	-$1,744.00		$10,206.35
11/23/2018	Remote Deposit		$3,621.00	$13,827.35
11/23/2018	BANKCARD BTOT DEP 510159341050086		$155.68	$13,983.03
11/23/2018	TN STATE REVENUE TN TAP XXXXX0528	-$465.00		$13,518.03
11/23/2018	CHECK # 1453	-$3,623.00		$9,895.03
11/26/2018	Remote Deposit		$2,540.10	$12,435.13
11/26/2018	BANKCARD MTOT DEP 510159341050086		$710.00	$13,145.13
11/27/2018	Remote Deposit		$309.10	$13,454.23
11/27/2018	CHECK # 1454	-$4,327.00		$9,127.23
11/29/2018	Remote Deposit		$299.41	$9,426.64
11/29/2018	BANKCARD BTOT DEP 510159341050086		$157.55	$9,584.19

Business7 Checking - XXXXXX3529 (continued)

Account Activity (continued)

Transaction Date	Description	Debits	Credits	Balance
11/30/2018	Remote Deposit		$3,904.11	$13,488.30
11/30/2018	CHECK # 1451	-$8,603.00		$4,885.30
11/30/2018	Ending Balance			$4,885.30

Checks Cleared

Check Number	Check Date	Check Amount	Check Number	Check Date	Check Amount
1446	11/06/2018	$1,506.00	1451	11/30/2018	$8,603.00
1447	11/14/2018	$500.00	1452	11/21/2018	$4,021.00
1448	11/13/2018	$4,402.30	1453	11/23/2018	$3,623.00
1449	11/13/2018	$170.13	1454	11/27/2018	$4,327.00
1450	11/21/2018	$1,744.00			

* Indicates skipped check number

Daily Balances

Date	Amount	Date	Amount	Date	Amount
11/01/2018	$18.75	11/13/2018	$1,054.32	11/23/2018	$9,895.03
11/02/2018	$20.87	11/14/2018	$649.08	11/26/2018	$13,145.13
11/05/2018	$1,201.02	11/15/2018	$700.96	11/27/2018	$9,127.23
11/06/2018	$54.02	11/16/2018	$809.31	11/29/2018	$9,584.19
11/07/2018	$5,190.45	11/19/2018	$6,425.14	11/30/2018	$4,885.30
11/08/2018	$5,555.23	11/20/2018	$15,734.97		
11/09/2018	$5,610.95	11/21/2018	$10,206.35		

Overdraft and Returned Item Fees

	Total for this period	Total year-to-date
Total Overdraft Fees	$0.00	$35.00
Total Returned Item Fees	$0.00	$0.00



#1446 20181106 $1,506.00



#1447 20181114 $500.00

#1448 20181113 $4,402.30



#1449 20181113 $170.13



#1450 20181121 $1,744.00



#1451 20181130 $8,603.00



#1452 20181121 $4,021.00

#1453 20181123 $3,623.00

#1454 20181127 $4,327.00

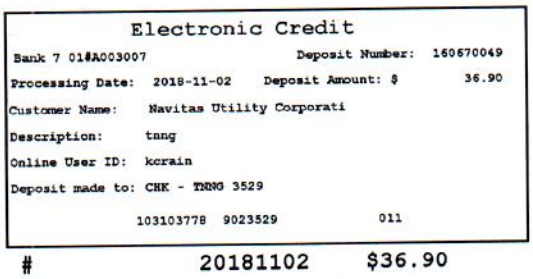

Electronic Credit

Bank 7 018A003007 Deposit Number: 160670049
Processing Date: 2018-11-02 Deposit Amount: $ 36.90
Customer Name: Navitas Utility Corporati
Description: tnng
Online User ID: kcrain
Deposit made to: CHK - TNNG 3529

103103778 9023529 011

20181102 $36.90

Electronic Credit
Bank 7 01#A003007 Deposit Number: 160960626
Processing Date: 2018-11-05 Deposit Amount: $ 556.75
Customer Name: Navitas Utility Corporati
Description: 11052018TNNG
Online User ID: vking
Deposit made to: CHK - TNNG 3529
103103778 9023529 011

20181105 $556.75

Electronic Credit
Bank 7 01#A003007 Deposit Number: 161234134
Processing Date: 2018-11-07 Deposit Amount: $ 5136.43
Customer Name: Navitas Utility Corporati
Description: tnng
Online User ID: kcrain
Deposit made to: CHK - TNNG 3529
103103778 9023529 011

20181107 $5,136.43

Electronic Credit
Bank 7 01#A003007 Deposit Number: 161357926
Processing Date: 2018-11-08 Deposit Amount: $ 71.00
Customer Name: Navitas Utility Corporati
Description: tnng
Online User ID: kcrain
Deposit made to: CHK - TNNG 3529
103103778 9023529 011

20181108 $71.00

Electronic Credit
Bank 7 01#A003007 Deposit Number: 161491453
Processing Date: 2018-11-09 Deposit Amount: $ 19.37
Customer Name: Navitas Utility Corporati
Description: tnng
Online User ID: kcrain
Deposit made to: CHK - TNNG 3529
103103778 9023529 011

20181109 $19.37

Electronic Credit
Bank 7 01#A003007 Deposit Number: 161907597
Processing Date: 2018-11-14 Deposit Amount: $ 94.76
Customer Name: Navitas Utility Corporati
Description: tnng
Online User ID: kcrain
Deposit made to: CHK - TNNG 3529
103103778 9023529 011

20181114 $94.76

Electronic Credit
Bank 7 01#A003007 Deposit Number: 162179491
Processing Date: 2018-11-16 Deposit Amount: $ 108.35
Customer Name: Navitas Utility Corporati
Description: tnng
Online User ID: kcrain
Deposit made to: CHK - TNNG 3529
103103778 9023529 011

20181116 $108.35

Electronic Credit
Bank 7 01#A003007 Deposit Number: 162396510
Processing Date: 2018-11-19 Deposit Amount: $ 4689.48
Customer Name: Navitas Utility Corporati
Description: tnng
Online User ID: kcrain
Deposit made to: CHK - TNNG 3529
103103778 9023529 011

20181119 $4,689.48

Electronic Credit
Bank 7 01#A003007 Deposit Number: 162528913
Processing Date: 2018-11-20 Deposit Amount: $ 4668.13
Customer Name: Navitas Utility Corporati
Description: tnng
Online User ID: kcrain
Deposit made to: CHK - TNNG 3529
103103778 9023529 011

20181120 $4,668.13

Electronic Credit
Bank 7 01#A003007 Deposit Number: 162654026
Processing Date: 2018-11-21 Deposit Amount: $ 678.03
Customer Name: Navitas Utility Corporati
Description: 11212018TNNG
Online User ID: vking
Deposit made to: CHK - TNNG 3529
103103778 9023529 011

20181121 $678.03

Electronic Credit
Bank 7 01#A003007 Deposit Number: 162712475
Processing Date: 2018-11-21 Deposit Amount: $ 3621.00
Customer Name: Navitas Utility Corporati
Description: 181121TNNG
Online User ID: rmiranda
Deposit made to: CHK - TNNG 3529
103103778 9023529 011

20181123 $3,621.00

Electronic Credit

Bank 7 01#A003007 Deposit Number: 162999478
Processing Date: 2018-11-26 Deposit Amount: $ 2540.10
Customer Name: Navitas Utility Corporati
Description: tnng
Online User ID: kcrain
Deposit made to: CHK - TNNG 3529

103103778 9023529 011

20181126 $2,540.10

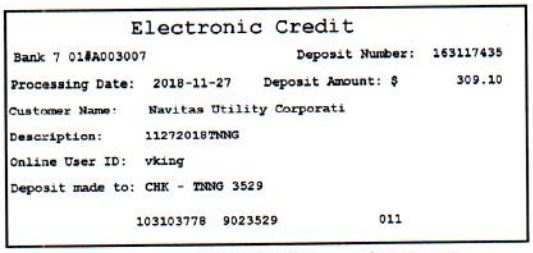

Electronic Credit

Bank 7 01#A003007 Deposit Number: 163117435
Processing Date: 2018-11-27 Deposit Amount: $ 309.10
Customer Name: Navitas Utility Corporati
Description: 11272018TNNG
Online User ID: vking
Deposit made to: CHK - TNNG 3529

103103778 9023529 011

20181127 $309.10

Electronic Credit

Bank 7 01#A003007 Deposit Number: 163340851
Processing Date: 2018-11-29 Deposit Amount: $ 299.41
Customer Name: Navitas Utility Corporati
Description: tnng
Online User ID: kcrain
Deposit made to: CHK - TNNG 3529

103103778 9023529 011

20181129 $299.41

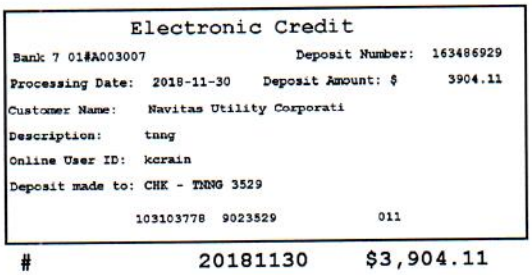

Electronic Credit

Bank 7 01#A003007 Deposit Number: 163486929
Processing Date: 2018-11-30 Deposit Amount: $ 3904.11
Customer Name: Navitas Utility Corporati
Description: tnng
Online User ID: kcrain
Deposit made to: CHK - TNNG 3529

103103778 9023529 011

20181130 $3,904.11

THIS PAGE LEFT INTENTIONALLY BLANK

1039 N.W. 63rd St
Oklahoma City, OK 73116

RETURN SERVICE REUESTED

NAVITAS TN NG, LLC

3186 AIRWAY AVE STE D
COSTA MESA CA 92626-4650

December 2018

Managing Your Accounts

Branch Location	Bank7 Oklahoma City
Branch Phone #	405-810-8600
Toll Free Support	800-259-0921
Mailing Address	1039 N.W. 63rd St. Oklahoma City, OK 73116
Online Access	Bank7.com

LEARN TO PROTECT YOURSELF AGAINST IDENTITY THEFT

-EDUCATE YOURSELF
-KEEP IT TO YOURSELF
-BE PROACTIVE

It's important to keep your identity from being stolen by someone who can potentially harm your good name and financial well-being. Bank7 is here to educate customers on the danger zones associated with identity theft and how to prevent and protect.

Watch the video in the Online Education Center!

BANK7 ONLINE EDUCATION CENTER

View online banking demos, learn about how to prevent identity theft, and get details on CDARS or FDIC insurance.

To access the Online Education Center, look for the white education banner at the bottom of bank7.com.

Summary of Accounts

Account Type	Account Number	Ending Balance
Business7 Checking	XXXXXX3529	$1,181.03
Total Current Value		**$1,181.03**

EQUAL HOUSING LENDER Member FDIC

IN CASE OF ERRORS OR QUESTIONS ABOUT YOUR ELECTRONIC TRANSFERS

Write us at the address on the front of this statement or call us at the telephone number on the front of this statement as soon as possible, if you think your statement or receipt is wrong or if you need more information about a transfer on the statement or receipt. We must hear from you no later than 60 days after we send you the FIRST statement on which the error or problem appeared.

(1) Tell us your name and account number.
(2) Describe the error or the transfer you are unsure about, and explain as clearly as you can why you believe there is an error or why you need more information.
(3) Tell us the dollar amount of the suspected error.

We will investigate your complaint and will correct any error promptly. If we take more than 10 business days to do this, we will recredit your account for the amount you think is in error, so that you will have use of the money during the time it takes us to complete our investigation.

IN CASE OF ERRORS OR QUESTIONS ABOUT YOUR STATEMENT, PLEASE WRITE OR CONTACT US AT THE PHONE NUMBER OR ADDRESS LISTED ON THE FIRST PAGE OF YOUR STATEMENT.

If you think your statement is wrong, or if you need more information about a transaction on your statement, write us on a separate sheet at the address shown on your statement as soon as possible. We must hear from you no later than 60 days after we sent you the first statement on which the error or problem appeared. You can telephone us, but doing so will not preserve your rights.

In your letter give us the following information:

(1) Tell us your name and account number.
(2) The dollar amount of the suspected error.
(3) Describe the error and explain, if you can, why you believe there is an error. If you need more information, describe the item you are unsure about.

You do not have to pay any amount in question while we are investigating, but you are still obligated to pay the parts of your statement that are not in question. While we investigate your question, we cannot report you as delinquent or take any action to collect the amount you question.

PLEASE NOTIFY BANK IN WRITING OF CHANGE OF ADDRESS.

TERMS GOVERNING ACCOUNTS

Deposit in or presentment to the Bank of any item for a customer's account shall constitute the customer's consent to the terms hereof with respect to the account and all items deposited therein or presented to the Bank for payment.

All deposits and collections shall be governed by the pertinent provisions of the Uniform Commercial Code—Bank Deposits & Collection (of Texas), as from time to time amended, or as varied by agreements permitted by the statute, including those hereafter set out.

Receipt from others of items for credit to a customer's account shall render the customer liable to the Bank to the same extent as though they had been endorsed by and received directly from the customer. No money or item shall be deemed to have been received by the Bank unless and until it shall have issued a receipt therefor.

The account shall at all times be subject to service and maintenance charges according to the practice of the Bank prevailing at the time.

When the Bank deems such action proper, the Bank may require that the account be closed.

The provisions hereof shall control, in event of conflict with any deposit slip.

The Bank reserves the right to change the provisions hereof by printing on its statement Terms Governing Accounts, incorporating the change. The new Terms Governing Accounts will be effective, prospectively, when the statement containing the change is made available to the customer, by mail or otherwise.

STATEMENTS

If you do not notify us of an unauthorized signature or alteration within a reasonable amount of time (not to exceed 30 days) after we send or make available to you your statement and items: (1) you can assert the unauthorized signature or alteration against us, even if we are unable to show a loss due to your failure and, (2) you cannot assert any unauthorized signatures or alterations by the same wrongdoer on items paid by us after the reasonable time mentioned above elapses, but before we receive your notice. We lose these protections if we fail to exercise ordinary care in paying an item with an unauthorized signature or alteration, unless you do not notify us of the problem within 60 days of when we send or make available to you the statement and items. You must report any other account problem (e.g. erroneous statement or passbook entry, missing signature, unauthorized endorsement, etc.) within this 60 day period or lose your right to assert the problem against us.

Business7 Checking - XXXXXX3529

Account Summary

Date	Description			
12/01/2018	**Beginning Balance**	**$4,885.30**	Minimum Balance	$15.19
	13 Debit(s) this period	$62,263.12	Average Available Balance	$3,958.59
	34 Credit(s) this period	$58,558.85		
12/31/2018	**Ending Balance**	**$1,181.03**		

Account Activity

Transaction Date	Description	Debits	Credits	Balance
12/01/2018	Beginning Balance			$4,885.30
12/03/2018	Remote Deposit		$537.40	$5,422.70
12/03/2018	BANKCARD MTOT DEP 510159341050086		$22.74	$5,445.44
12/03/2018	BANKCARD MTOT DEP 510159341050086		$213.88	$5,659.32
12/03/2018	BANKCARD MTOT DISC 510159341050086	-$108.23		$5,551.09
12/04/2018	Remote Deposit		$455.27	$6,006.36
12/04/2018	BANKCARD MTOT DEP 510159341050086		$687.31	$6,693.67
12/04/2018	CHECK # 1457	-$6,004.00		$689.67
12/06/2018	Remote Deposit		$7,418.22	$8,107.89
12/06/2018	BANKCARD BTOT DEP 510159341050086		$251.49	$8,359.38
12/07/2018	Remote Deposit		$554.85	$8,914.23
12/07/2018	BANKCARD MTOT DEP 510159341050086		$44.69	$8,958.92
12/10/2018	BANKCARD MTOT DEP 510159341050086		$144.83	$9,103.75
12/10/2018	BANKCARD BTOT DEP 510159341050086		$214.87	$9,318.62
12/10/2018	KNIGHTS OF COLUM INS. PREM	-$198.00		$9,120.62
12/11/2018	Remote Deposit		$367.67	$9,488.29
12/11/2018	BANKCARD MTOT DEP 510159341050086		$28.37	$9,516.66
12/11/2018	CHECK # 1459	-$8,511.00		$1,005.66
12/11/2018	CHECK # 1456	-$64.41		$941.25
12/13/2018	Remote Deposit		$79.37	$1,020.62
12/13/2018	BANKCARD MTOT DEP 510159341050086		$403.24	$1,423.86
12/14/2018	Remote Deposit		$110.11	$1,533.97
12/14/2018	BANKCARD MTOT DEP 510159341050086		$70.00	$1,603.97
12/17/2018	Remote Deposit		$1,067.12	$2,671.09
12/17/2018	BANKCARD BTOT DEP 510159341050086		$11.87	$2,682.96
12/17/2018	BANKCARD BTOT DEP 510159341050086		$336.55	$3,019.51
12/18/2018	Remote Deposit		$1,285.03	$4,304.54
12/19/2018	CHECK # 1458	-$156.02		$4,148.52
12/20/2018	Remote Deposit		$12,810.47	$16,958.99

Business7 Checking - XXXXXX3529 (continued)

Account Activity (continued)

Transaction Date	Description	Debits	Credits	Balance
12/20/2018	BANKCARD BTOT DEP 510159341050086		$721.47	$17,680.46
12/20/2018	NAVITAS UTILITY UTILITY PY XXXXXX4573		$8,761.02	$26,441.48
12/21/2018	Remote Deposit		$2,421.00	$28,862.48
12/21/2018	Remote Deposit		$3,424.60	$32,287.08
12/21/2018	BANKCARD BTOT DEP 510159341050086		$60.23	$32,347.31
12/21/2018	CHECK # 1462	-$22,021.00		$10,326.31
12/24/2018	BANKCARD BTOT DEP 510159341050086		$522.02	$10,848.33
12/24/2018	TN STATE REVENUE TN TAP XXXXXX6784	-$546.00		$10,302.33
12/26/2018	Remote Deposit		$12,208.01	$22,510.34
12/26/2018	BANKCARD MTOT DEP 510159341050086		$377.75	$22,888.09
12/26/2018	CHECK # 1464	-$459.55		$22,428.54
12/26/2018	CHECK # 1463	-$4,200.00		$18,228.54
12/27/2018	Remote Deposit		$1,611.54	$19,840.08
12/27/2018	CHECK # 1466	-$10,027.00		$9,813.08
12/28/2018	Remote Deposit		$170.02	$9,983.10
12/28/2018	Transfer Debit	-$8,000.00		$1,983.10
12/28/2018	CHECK # 1460	-$1,967.91		$15.19
12/31/2018	BANKCARD BTOT DEP 510159341050086		$283.11	$298.30
12/31/2018	BANKCARD BTOT DEP 510159341050086		$882.73	$1,181.03
12/31/2018	Ending Balance			$1,181.03

Checks Cleared

Check Number	Check Date	Check Amount	Check Number	Check Date	Check Amount
1456	12/11/2018	$64.41	1462*	12/21/2018	$22,021.00
1457	12/04/2018	$6,004.00	1463	12/26/2018	$4,200.00
1458	12/19/2018	$156.02	1464	12/26/2018	$459.55
1459	12/11/2018	$8,511.00	1466*	12/27/2018	$10,027.00
1460	12/28/2018	$1,967.91			

* Indicates skipped check number

Daily Balances

Date	Amount	Date	Amount	Date	Amount
12/03/2018	$5,551.09	12/10/2018	$9,120.62	12/17/2018	$3,019.51
12/04/2018	$689.67	12/11/2018	$941.25	12/18/2018	$4,304.54
12/06/2018	$8,359.38	12/13/2018	$1,423.86	12/19/2018	$4,148.52
12/07/2018	$8,958.92	12/14/2018	$1,603.97	12/20/2018	$26,441.48

Business7 Checking - XXXXXX3529 (continued)

Daily Balances (continued)

Date	Amount	Date	Amount	Date	Amount
12/21/2018	$10,326.31	12/26/2018	$18,228.54	12/28/2018	$15.19
12/24/2018	$10,302.33	12/27/2018	$9,813.08	12/31/2018	$1,181.03

Overdraft and Returned Item Fees

	Total for this period	Total year-to-date
Total Overdraft Fees	$0.00	$35.00
Total Returned Item Fees	$0.00	$0.00



#1456 20181211 $64.41

#1457 20181204 $6,004.00



#1458 20181219 $156.02

#1459 20181211 $8,511.00



#1460 20181228 $1,967.91



#1462 20181221 $22,021.00

#1463 20181226 $4,200.00

#1464 20181226 $459.55



#1466 20181227 $10,027.00

Electronic Credit

Bank 7 01#A003007 Deposit Number: 163756505

Processing Date: 2018-12-03 Deposit Amount: $ 537.40

Customer Name: Navitas Utility Corporati

Description: tnng

Online User ID: kcrain

Deposit made to: CHK - TNNG 3529

103103778 9023529 011

20181203 $537.40

Electronic Credit

Bank 7 01#A003007 Deposit Number: 163909271
Processing Date: 2018-12-04 Deposit Amount: $ 455.27
Customer Name: Navitas Utility Corporati
Description: tnng
Online User ID: kcrain
Deposit made to: CHK - TNNG 3529

103103778 9023529 011

20181204 $455.27

Electronic Credit

Bank 7 01#A003007 Deposit Number: 164148973
Processing Date: 2018-12-06 Deposit Amount: $ 7418.22
Customer Name: Navitas Utility Corporati
Description: tnng
Online User ID: kcrain
Deposit made to: CHK - TNNG 3529

103103778 9023529 011

20181206 $7,418.22

Electronic Credit

Bank 7 01#A003007 Deposit Number: 164296666
Processing Date: 2018-12-07 Deposit Amount: $ 554.85
Customer Name: Navitas Utility Corporati
Description: tnng
Online User ID: kcrain
Deposit made to: CHK - TNNG 3529

103103778 9023529 011

20181207 $554.85

Electronic Credit

Bank 7 01#A003007 Deposit Number: 164686219
Processing Date: 2018-12-11 Deposit Amount: $ 367.67
Customer Name: Navitas Utility Corporati
Description: tnng
Online User ID: kcrain
Deposit made to: CHK - TNNG 3529

103103778 9023529 011

20181211 $367.67

Electronic Credit

Bank 7 01#A003007 Deposit Number: 164941477
Processing Date: 2018-12-13 Deposit Amount: $ 79.37
Customer Name: Navitas Utility Corporati
Description: tnng
Online User ID: kcrain
Deposit made to: CHK - TNNG 3529

103103778 9023529 011

20181213 $79.37

Electronic Credit

Bank 7 01#A003007 Deposit Number: 165049843
Processing Date: 2018-12-14 Deposit Amount: $ 110.11
Customer Name: Navitas Utility Corporati
Description: 12142018TNNG
Online User ID: vking
Deposit made to: CHK - TNNG 3529

103103778 9023529 011

20181214 $110.11

Electronic Credit

Bank 7 01#A003007 Deposit Number: 165342149
Processing Date: 2018-12-17 Deposit Amount: $ 1067.12
Customer Name: Navitas Utility Corporati
Description: tnng
Online User ID: kcrain
Deposit made to: CHK - TNNG 3529

103103778 9023529 011

20181217 $1,067.12

Electronic Credit

Bank 7 01#A003007 Deposit Number: 165472272
Processing Date: 2018-12-18 Deposit Amount: $ 1285.03
Customer Name: Navitas Utility Corporati
Description: tnng
Online User ID: kcrain
Deposit made to: CHK - TNNG 3529

103103778 9023529 011

20181218 $1,285.03

Electronic Credit

Bank 7 01#A003007 Deposit Number: 165745642
Processing Date: 2018-12-20 Deposit Amount: $ 12810.47
Customer Name: Navitas Utility Corporati
Description: tnng
Online User ID: kcrain
Deposit made to: CHK - TNNG 3529

103103778 9023529 011

20181220 $12,810.47

Electronic Credit

Bank 7 01#A003007 Deposit Number: 165888197
Processing Date: 2018-12-21 Deposit Amount: $ 2421.00
Customer Name: Navitas Utility Corporati
Description: 181221TNNG
Online User ID: rmiranda
Deposit made to: CHK - TNNG 3529

103103778 9023529 011

20181221 $2,421.00



Electronic Credit

Bank 7 01#A003007 Deposit Number: 165900959
Processing Date: 2018-12-21 Deposit Amount: $ 3424.60
Customer Name: Navitas Utility Corporati
Description: 12212018NavitasTN
Online User ID: vking
Deposit made to: CHK - TNNG 3529

103103778 9023529 011

20181221 $3,424.60

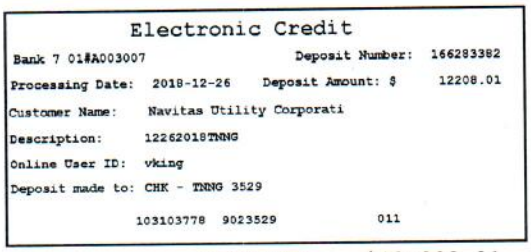

Electronic Credit

Bank 7 01#A003007 Deposit Number: 166283382
Processing Date: 2018-12-26 Deposit Amount: $ 12208.01
Customer Name: Navitas Utility Corporati
Description: 12262018TNNG
Online User ID: vking
Deposit made to: CHK - TNNG 3529

103103778 9023529 011

20181226 $12,208.01

Electronic Credit

Bank 7 01#A003007 Deposit Number: 166423557
Processing Date: 2018-12-27 Deposit Amount: $ 1611.54
Customer Name: Navitas Utility Corporati
Description: tnng
Online User ID: kcrain
Deposit made to: CHK - TNNG 3529

103103778 9023529 011

20181227 $1,611.54

Electronic Credit

Bank 7 01#A003007 Deposit Number: 166559109
Processing Date: 2018-12-28 Deposit Amount: $ 170.02
Customer Name: Navitas Utility Corporati
Description: tnng
Online User ID: kcrain
Deposit made to: CHK - TNNG 3529

103103778 9023529 011

20181228 $170.02

ITEM 61 (FIRST VOLUNTEER BANK)

006422

FIRST VOLUNTEER BANK

728 Broad Street, P.O. Box 11167, Chattanooga, TN 37402

Return Service Requested

www.firstvolunteer.com

Page: 1 of 4
Statement Date: 01/31/18
Primary Account: XXXXXX7610
Enclosures: 1

006422 0.8500 MB 0.424 TR00025

VLTR

NAVITAS TN NG, LLC
3186 D AIRWAY AVE
COSTA MESA, CA 92626-4650

Commercial Checking

January 1, 2018 thru January 31, 2018

Account Summary — Account: XXXXXX7610

Commercial Checking Account Number	XXXXXX7610
Previous Balance	3,457.54
15 Deposits/Credits	4,805.86
2 Checks/Debits	3,021.19
Service Charge	0.00
Interest Paid	0.00
Current Balance	5,242.21

Number of Enclosures	1
Statement Dates	1/01/18 thru 1/31/18
Days This Statement Period	31
Average Ledger	3,212.13
Average Collected	3,212.13

+ Deposits and Additions — Account: XXXXXX7610

Date	Description	Amount
1/02	Counter Deposit	203.00
1/04	Counter Deposit	239.26
1/05	Counter Deposit	302.53
1/08	Counter Deposit	196.89
1/12	Counter Deposit	106.34
1/16	Counter Deposit	17.16
1/18	Counter Deposit	344.75
1/19	Counter Deposit	639.49
1/22	Counter Deposit	322.74
1/23	Counter Deposit	432.33
1/25	Counter Deposit	257.13
1/26	Counter Deposit	374.66
1/29	Counter Deposit	576.84
1/30	Counter Deposit	478.89
1/31	Counter Deposit	313.85

442.26

579.87

- Checks and Withdrawals — Account: XXXXXX7610

Date	Description	Amount
1/31	Account Analysis Charge	21.19-

VLTR-003-006422-001-002-180201 006422 K05
92626465076

Have you heard?
There's a new card in town

Our new CheckCard means more convenience and better security for you.

FIRST VOLUNTEER BANK
The Bank with Personality!

(866) 668-4700
firstvolunteer.com

HOW TO BALANCE YOUR ACCOUNT

1. Subtract from your check register any service, miscellaneous or automatic charge(s) posted on this statement.
2. Mark (✔) your register after each check listed on front of statement.
3. Check off deposits shown on the statement against those shown in your check register.
4. Complete the form at right.
5. The final "balance" in the form to the right should agree with your check register balance. If it does not, read "HINTS FOR FINDING DIFFERENCES" below.

NEW BALANCE TRANSFER AMOUNT FROM OTHER SIDE	$	
ADD DEPOSITS MADE SINCE ENDING DATE ON STATEMENT		
SUB TOTAL	$	
CHECKS NOT LISTED ON THIS OR PRIOR STATEMENTS		
NUMBER / **AMOUNT**		
TOTAL CHECKS NOT LISTED →		
SUBTRACT TOTAL CHECKS NOT LISTED FROM SUB-TOTAL ABOVE. **BALANCE**	$	

THIS SHOULD AGREE WITH YOUR CHECK REGISTER BALANCE

HINTS FOR FINDING DIFFERENCES

Recheck all additions and subtractions or corrections.

Verify the carryover balance from page to page in your check register.

Make sure you have subtracted the service or miscellaneous charge(s) from your check register balance.

In Case of Errors or Questions About Your Electronic Transfers on Your CONSUMER ACCOUNTS

Telephone or write us at the phone number or address shown on the front of your statement as soon as you can, if you think your statement or receipt is wrong or if you need more information about a transfer listed on the statement or receipt. We must hear from you no later than 60 days after we sent the FIRST statement on which the problem or error appeared.

1. Tell us your name and account number.
2. Describe the error or the transfer you are unsure about and explain as clearly as you can why you believe it is an error or why you need more information. Tell us the dollar amount of the suspected error.
3. For a bill payment, tell us the number of the account used to pay the bill, the applicable payee name and account number, and the date the payment was sent, the payment amount and the payment reference number.

If you tell us orally, we may require that you send us your compliant or questions in writing in 10 business days.

In general, we will tell you the results of our investigation within ten (10) business days after we hear from you. However, we may take up to forty-five (45) days, or ninety (90) days in the case of a new account, Point of Sale, Foreign initiated transactions to investigate your complaint or question. In this case, we may provisionally credit your account so that you have use of the money during the time it takes us to complete our investigation. If you fail to provide your complaint or question in writing within ten (10) business days of a request from us to do so, we reserve the right to not provisionally credit your account. If we decide to provide this provisional credit, we will credit your account within ten (10) business days, or twenty (20) business days in the case of a new account. An account is considered a new account for 30 days after the first deposit is made, if you are a new customer.

We will tell you the results within three (3) business days after completing our investigation. If we determine that there was no error, we will debit any provisional amounts credited to your account. You may request copies of any documents that we use in our investigation.

Have your tried our Free electronic services?

Internet Banking – check your balances, see which checks have cleared, pay bills with Free Bill Pay, transfer funds from one account to another and more.

eStatements – receive your banking statement electronically and reduce the risk of mail fraud and identity theft. Store your statements all in one secure electronic file.

Mobile Banking – our Mobile Banking App lets you bank on the go and puts everyday banking at your fingertips from your smartphone or tablet. Get the App from the Apple App Store or Google Play.

FIRST VOLUNTEER BANK

Member FDIC

(REV. 06/2015)

Commercial Checking (Continued)

January 1, 2018 thru January 31, 2018

CHECKS

Account: XXXXXX7610

Date	Check No	Amount	Date	Check No	Amount
1/11	1057	3,000.00			

* Indicates Skip in Check Number

Daily Balance Information

Account: XXXXXX7610

Date	Balance	Date	Balance	Date	Balance
1/01	3,457.54	1/12	1,505.56	1/25	3,519.16
1/02	3,660.54	1/16	1,522.72	1/26	3,893.82
1/04	3,899.80	1/18	1,867.47	1/29	4,470.66
1/05	4,202.33	1/19	2,506.96	1/30	4,949.55
1/08	4,399.22	1/22	2,829.70	1/31	5,242.21
1/11	1,399.22	1/23	3,262.03		

VLTR-003-006422-001-002-180201 006422 K05

FIRST VOLUNTEER



01/02/18 $203.00



01/18/18 $344.75



01/04/18 $239.26



01/19/18 $639.49



01/05/18 $302.53



01/22/18 $322.74



01/08/18 $196.89



01/23/18 $432.33



01/12/18 $106.34



01/25/18 $257.13



01/16/18 $17.16



01/26/18 $374.66

VLTR-003-006422-001-002-180201 006422 K05

FIRST VOLUNTEER

Period: 1/2/2018 To 1/31/2018

Account: 304157610


Received From
FIRST VOLUNTEER BANK
CHECKING DEPOSIT
Checks and other items are received for deposit subject to the provisions of the Uniform Commercial Code or any applicable collection agreement.
Date 1/29 Name Navitas
Acknowledges Receipt Of Cash Returned By Signing Above
Deposits May Not Be Available For Immediate Withdrawal
ACCOUNT NUMBER
304157610
CASH
SUBTOTAL
LESS CASH RECEIVED
$ 576.84
576.84
DOCUMENT Drawer: 33104 01/29/18
Trans#: 79 16:38:17
Checking Deposit
**********7610
42
:061303348:

01/29/18 $576.84


Received From
FIRST VOLUNTEER BANK
CHECKING DEPOSIT
Checks and other items are received for deposit subject to the provisions of the Uniform Commercial Code or any applicable collection agreement.
Date 1/30 Name Navitas
Acknowledges Receipt Of Cash Returned By Signing Above
Deposits May Not Be Available For Immediate Withdrawal
ACCOUNT NUMBER
304157610
CASH
SUBTOTAL
LESS CASH RECEIVED
$ 478.89
478.89
DOCUMENT Drawer: 33104 01/30/18
Trans#: 23 16:26:07
Checking Deposit
**********7610
42
:061303348:

01/30/18 $478.89


Received From
FIRST VOLUNTEER BANK
CHECKING DEPOSIT
Checks and other items are received for deposit subject to the provisions of the Uniform Commercial Code or any applicable collection agreement.
Date 1/31 Name Navitas
Acknowledges Receipt Of Cash Returned By Signing Above
Deposits May Not Be Available For Immediate Withdrawal
ACCOUNT NUMBER
304157610
CASH
SUBTOTAL
LESS CASH RECEIVED
$ 313.85
313.85
DOCUMENT Drawer: 33104 01/31/18
Trans#: 22 11:47:51
Checking Deposit
**********7610
42
:061303348:

01/31/18 $313.85


NAVITAS TN NG, LLC
3186 D AIRWAY AVE.
COSTA MESA, CA 92626
1057
1-10-18
Date
Pay to the Order of NAVITAS TN NG
$ 3,000.00
THREE THOUSAND
Dollars
FIRST VOLUNTEER BANK
The Bank with Personality!
For TRANSFER
:061303348: 0304157610" 1057

1057 01/11/18 $3000.00

Period: 1/2/2018 To 1/31/2018

Account:304157610

FIRST VOLUNTEER


Received From FIRST VOLUNTEER BANK
CHECKING DEPOSIT
Date 1/29 Name Navitas
ACCOUNT NUMBER 304157610
CASH $ 576.84
576.84
DOCUMENT Drawer: 33104 01/29/18
Trans#: 79 16:38:17
Checking Deposit
7610
42
:061303348:

01/29/18 $576.84


Received From FIRST VOLUNTEER BANK
CHECKING DEPOSIT
Date 1/30 Name Navitas
ACCOUNT NUMBER 304157610
CASH $ 478.89
478.89
DOCUMENT Drawer: 33104 01/30/18
Trans#: 23 16:26:07
Checking Deposit
7610
42
:061303348:

01/30/18 $478.89


Received From FIRST VOLUNTEER BANK
CHECKING DEPOSIT
Date 1/31 Name Navitas
ACCOUNT NUMBER 304157610
CASH $ 313.85
313.85
DOCUMENT Drawer: 33104 01/31/18
Trans#: 22 11:47:51
Checking Deposit
7610
42
:061303348:

01/31/18 $313.85


NAVITAS TN NG, LLC
3106 D AIRWAY AVE.
COSTA MESA, CA 92626
1057
1-10-18
Date
Pay to the Order of NAVITAS TN NG $ 3,000.00
THREE THOUSAND Dollars
FIRST VOLUNTEER BANK
The Bank with Personality!
For TRANSFER
:061303348: 0304157610 1057

1057 01/11/18 $3000.00

FIRST VOLUNTEER BANK

728 Broad Street, P.O. Box 11167, Chattanooga, TN 37402
Return Service Requested

JANUARY 2018

304157610

INDIVIDUAL SUMMARY ANALYSIS

VLAASTMT 18020I-00214-0001

NO BRE

00214 0.3770 WCL0001
NAVITAS TN NG, LLC
3186 D AIRWAY AVE
COSTA MESA, CA 92626-4650

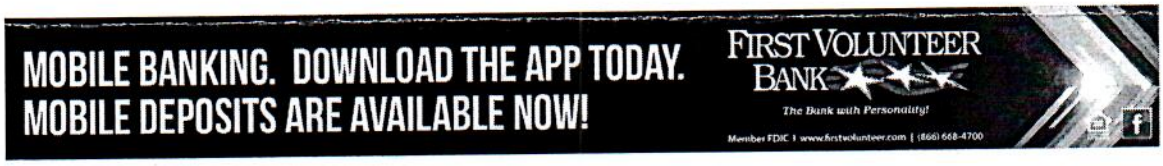

OFFICER: SHELA POWERS
Phone No: (423) 668-4700
Branch: 33

DATE PREPARED 1/31/18
Days In Statement Cycle 31
Commercial Account Analysis

Average Daily Ledger Balance		3,212.13	
Less Average Daily Float		.00	
Average Daily Collected Balance		3,212.13	
Average Collected Negative Balance		.00	
Average Collected Positive Balance		3,212.13	
Less Required Reserves	10.000%	321.21	
Balances Available For Other Services		2,890.92	
Earnings On		$2,890.92	
	At	.250000%	.61
Negative Balance Service Charge On		$.00	
	At	.000000%	.00
Net Earnings Credit			.61

Service	Activity	Unit Price	Activity Charge	Required Balances
Maintenance Fee	1	15.0000	15.00	70,645.16
Checks Written	1	.1700	.17	800.65
Deposits Made	15	.4000	6.00	28,258.06
On-US Items Deposited	7	.0900	.63	2,967.10
Regular Statement	1	.0000	.00	
Total Services And Required Balances			21.80	102,670.97
Current Month Net Loss			21.19-	99,798.06
Your Account Will Be Charged			21.19-	

006533

FIRST VOLUNTEER BANK

728 Broad Street, P.O. Box 11167, Chattanooga, TN 37402

Return Service Requested

Customer Service
1-866-668-4700
www.firstvolunteer.com

Page: **1 of 3**
Statement Date: **02/28/18**
Primary Account: **XXXXXX7610**
Enclosures: **1**

006533 0.8500 MB 0.424 TR00026

VLTR

NAVITAS TN NG, LLC
3186 D AIRWAY AVE
COSTA MESA, CA 92626-4650

Commercial Checking

February 1, 2018 thru February 28, 2018

Account Summary — Account: XXXXXX7610

Commercial Checking		Number of Enclosures	1
Account Number	XXXXXX7610	Statement Dates	2/01/18 thru 2/28/18
Previous Balance	5,242.21	Days This Statement Period	28
11 Deposits/Credits	3,321.26	Average Ledger	2,624.46
2 Checks/Debits	5,019.39	Average Collected	2,624.46
Service Charge	0.00		
Interest Paid	0.00		
Current Balance	3,544.08		

+ Deposits and Additions — Account: XXXXXX7610

Date	Description	Amount
2/01	Counter Deposit	104.12
2/08	Counter Deposit	182.00
2/13	Counter Deposit	181.25
2/14	Counter Deposit	164.93
2/16	Counter Deposit	450.77
2/20	Counter Deposit	699.73
2/21	Counter Deposit	276.77
2/22	Counter Deposit	84.90
2/23	Counter Deposit	565.21
2/26	Counter Deposit	311.44
2/28	Counter Deposit	300.14

361.67

− Checks and Withdrawals — Account: XXXXXX7610

Date	Description	Amount
2/28	Account Analysis Charge	19.39-

CHECKS — Account: XXXXXX7610

Date	Check No	Amount	Date	Check No	Amount
2/08	1058	5,000.00			

* Indicates Skip in Check Number

Have you heard?
There's a new card in town

Our new CheckCard means more convenience and better security for you.

FIRST VOLUNTEER BANK
The Bank with Personality!

(866) 668-4700
firstvolunteer.com

VLTR-003-006533-001-002-180302 006533 K04
92626465076

HOW TO BALANCE YOUR ACCOUNT

1. Subtract from your check register any service, miscellaneous or automatic charge(s) posted on this statement.
2. Mark (✔) your register after each check listed on front of statement.
3. Check off deposits shown on the statement against those shown in your check register.
4. Complete the form at right.
5. The final "balance" in the form to the right should agree with your check register balance. If it does not, read "HINTS FOR FINDING DIFFERENCES" below.

NEW BALANCE TRANSFER AMOUNT FROM OTHER SIDE		$	
ADD DEPOSITS MADE SINCE ENDING DATE ON STATEMENT			
SUB TOTAL		$	
CHECKS NOT LISTED ON THIS OR PRIOR STATEMENTS			
NUMBER	AMOUNT		
TOTAL CHECKS NOT LISTED →			
SUBTRACT TOTAL CHECKS NOT LISTED FROM SUB-TOTAL ABOVE. BALANCE		$	

THIS SHOULD AGREE WITH YOUR CHECK REGISTER BALANCE

HINTS FOR FINDING DIFFERENCES

Recheck all additions and subtractions or corrections.

Verify the carryover balance from page to page in your check register.

Make sure you have subtracted the service or miscellaneous charge(s) from your check register balance.

In Case of Errors or Questions About Your Electronic Transfers on Your CONSUMER ACCOUNTS

Telephone or write us at the phone number or address shown on the front of your statement as soon as you can, if you think your statement or receipt is wrong or if you need more information about a transfer listed on the statement or receipt. We must hear from you no later than 60 days after we sent the FIRST statement on which the problem or error appeared.

1. Tell us your name and account number.
2. Describe the error or the transfer you are unsure about and explain as clearly as you can why you believe it is an error or why you need more information. Tell us the dollar amount of the suspected error.
3. For a bill payment, tell us the number of the account used to pay the bill, the applicable payee name and account number, and the date the payment was sent, the payment amount and the payment reference number.

If you tell us orally, we may require that you send us your compliant or questions in writing in 10 business days.

In general, we will tell you the results of our investigation within ten (10) business days after we hear from you. However, we may take up to forty-five (45) days, or ninety (90) days in the case of a new account, Point of Sale, Foreign initiated transactions to investigate your complaint or question. In this case, we may provisionally credit your account so that you have use of the money during the time it takes us to complete our investigation. If you fail to provide your complaint or question in writing within ten (10) business days of a request from us to do so, we reserve the right to not provisionally credit your account. If we decide to provide this provisional credit, we will credit your account within ten (10) business days, or twenty (20) business days in the case of a new account. An account is considered a new account for 30 days after the first deposit is made, if you are a new customer.

We will tell you the results within three (3) business days after completing our investigation. If we determine that there was no error, we will debit any provisional amounts credited to your account. You may request copies of any documents that we use in our investigation.

Have your tried our Free electronic services?

Internet Banking – check your balances, see which checks have cleared, pay bills with Free Bill Pay, transfer funds from one account to another and more.

eStatements – receive your banking statement electronically and reduce the risk of mail fraud and identity theft. Store your statements all in one secure electronic file.

Mobile Banking – our Mobile Banking App lets you bank on the go and puts everyday banking at your fingertips from your smartphone or tablet. Get the App from the Apple App Store or Google Play.

FIRST VOLUNTEER BANK

Member FDIC

(REV. 06/2015)

Commercial Checking (Continued)

February 1, 2018 thru February 28, 2018

Daily Balance Information

Account: XXXXXX7610

Date	Balance	Date	Balance	Date	Balance
2/01	5,346.33	2/16	1,325.28	2/23	2,951.89
2/08	528.33	2/20	2,025.01	2/26	3,263.33
2/13	709.58	2/21	2,301.78	2/28	3,544.08
2/14	874.51	2/22	2,386.68		

VLTR-003-006533-001-002-180302 006533 K04

FIRST VOLUNTEER


Received From FIRST VOLUNTEER BANK
CHECKING DEPOSIT
Date 2/1/18 Name Navitas
ACCOUNT NUMBER 304157610
CASH $ 104.12
104.12
DOCUMENT Drawer: 33104 02/01/18
Trans#: 69 17:01:24
Checking Deposit
##########7610
:061303348: 42

02/01/18 $104.12


Received From FIRST VOLUNTEER BANK
CHECKING DEPOSIT
Date 2/21 Name Navitas
ACCOUNT NUMBER 304157610
CASH $ 276.77
276.77
DOCUMENT Drawer: 33104 02/21/18
Trans#: 22 11:30:54
Checking Deposit
##########7610
:061303348: 42

02/21/18 $276.77


Received From FIRST VOLUNTEER BANK
CHECKING DEPOSIT
Date 2/8 Name Navitas
ACCOUNT NUMBER 304157610
CASH $ 182.00
182.00
DOCUMENT Drawer: 33104 02/08/18
Trans#: 44 15:59:43
Checking Deposit
##########7610
:061303348: 42

02/08/18 $182.00


Received From FIRST VOLUNTEER BANK
CHECKING DEPOSIT
Date 2/22 Name Navitas
ACCOUNT NUMBER 304157610
CASH $ 84.90
84.90
DOCUMENT Drawer: 33104 02/22/18
Trans#: 40 16:05:46
Checking Deposit
##########7610
:061303348: 42

02/22/18 $84.90


Received From FIRST VOLUNTEER BANK
CHECKING DEPOSIT
Date 2/13 Name Navitas
ACCOUNT NUMBER 304157610
CASH $ 181.25
181.25
DOCUMENT Drawer: 33104 02/13/18
Trans#: 39 16:21:52
Checking Deposit
##########7610
:061303348: 42

02/13/18 $181.25


Received From FIRST VOLUNTEER BANK
CHECKING DEPOSIT
Date 2/23/18 Name Navitas
ACCOUNT NUMBER 304157610
CASH $ 565.21
565.21
DOCUMENT Drawer: 33104 02/23/18
Trans#: 71 17:01:52
Checking Deposit
##########7610
:061303348: 42

02/23/18 $565.21


Received From FIRST VOLUNTEER BANK
CHECKING DEPOSIT
Date 2/14 Name Navitas
ACCOUNT NUMBER 304157610
CASH $ 164.93
164.93
DOCUMENT Drawer: 33104 02/14/18
Trans#: 35 11:38:30
Checking Deposit
##########7610
:061303348: 42

02/14/18 $164.93


Received From FIRST VOLUNTEER BANK
CHECKING DEPOSIT
Date 2/26 Name Navitas
ACCOUNT NUMBER 304157610
CASH $ 311.44
311.44
DOCUMENT Drawer: 33104 02/26/18
Trans#: 66 16:41:54
Checking Deposit
##########7610
:061303348: 42

02/26/18 $311.44


Received From FIRST VOLUNTEER BANK
CHECKING DEPOSIT
Date 2/16 Name Navitas
ACCOUNT NUMBER 304157610
CASH $ 450.77
450.77
DOCUMENT Drawer: 33104 02/16/18
Trans#: 66 16:40:07
Checking Deposit
##########7610
:061303348: 42

02/16/18 $450.77


Received From FIRST VOLUNTEER BANK
CHECKING DEPOSIT
Date 2/28 Name Navitas
ACCOUNT NUMBER 304157610
CASH $ 300.14
300.14
DOCUMENT Drawer: 33104 02/28/18
Trans#: 12 11:36:41
Checking Deposit
##########7610
:061303348: 42

02/28/18 $300.14


Received From FIRST VOLUNTEER BANK
CHECKING DEPOSIT
Date 2/20 Name Navitas
ACCOUNT NUMBER 304157610
CASH $ 699.73
699.73
DOCUMENT Drawer: 33104 02/20/18
Trans#: 66 15:56:50
Checking Deposit
##########7610
:061303348: 42

02/20/18 $699.73


NAVITAS TN NG, LLC
3188 D AIRWAY AVE.
COSTA MESA, CA 92626

1058

2-7-18
Date

Pay to the Order of NAVITAS TN NG $ 5,000.00

FIVE THOUSAND Dollars

FIRST VOLUNTEER BANK

The Bank with Personality!

For TRANSFER

:061303348: 0304157610" 1058

1058 02/08/18 $5000.00

VLTR-003-006533-001-002-180302 006533 K04

FIRST VOLUNTEER BANK

728 Broad Street, P.O. Box 11167, Chattanooga, TN 37402
Return Service Requested

FEBRUARY 2018

304157610

INDIVIDUAL SUMMARY ANALYSIS

VLAASTMT 18030I-00211-0001

NO BRE

00211 0.3770 WCL0001
NAVITAS TN NG, LLC
3186 D AIRWAY AVE
COSTA MESA, CA 92626-4650

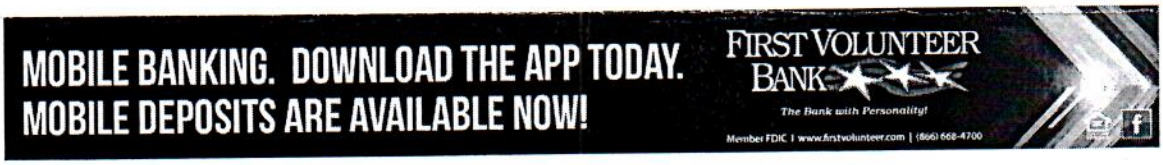

OFFICER: SHELA POWERS
Phone No: (423) 668-4700
Branch: 33

DATE PREPARED 2/28/18
Days In Statement Cycle 28
Commercial Account Analysis

Average Daily Ledger Balance		2,624.46	
Less Average Daily Float		.00	
Average Daily Collected Balance		2,624.46	
Average Collected Negative Balance		.00	
Average Collected Positive Balance		2,624.46	
Less Required Reserves	10.000%	262.44	
Balances Available For Other Services		2,362.02	
Earnings On		$2,362.02	
		At .250000%	.45
Negative Balance Service Charge On		$.00	
		At .000000%	.00
Net Earnings Credit			.45

Service	Activity	Unit Price	Activity Charge	Required Balances
Maintenance Fee	1	15.0000	15.00	78,214.29
Checks Written	1	.1700	.17	886.43
Deposits Made	11	.4000	4.40	22,942.86
On-US Items Deposited	3	.0900	.27	1,407.86
Regular Statement	1	.0000	.00	
Total Services And Required Balances			19.84	103,451.44
Current Month Net Loss			19.39-	101,105.00
Your Account Will Be Charged			19.39-	

012485

FIRST VOLUNTEER BANK

728 Broad Street, P.O. Box 11167, Chattanooga, TN 37402

Return Service Requested

Customer Service
1-866-668-4700
www.firstvolunteer.com

Page: **1 of 4**
Statement Date: **03/30/18**
Primary Account: **XXXXXX7610**
Enclosures: **1**

012485 0.8500 MB 0.424 TR00042

VLTR

NAVITAS TN NG, LLC
3186 D AIRWAY AVE
COSTA MESA, CA 92626-4650

Commercial Checking

March 1, 2018 thru April 1, 2018

Account Summary — Account: XXXXXX7610

Commercial Checking		Number of Enclosures	1
Account Number	XXXXXX7610	Statement Dates	3/01/18 thru 4/01/18
Previous Balance	3,544.08	Days This Statement Period	32
16 Deposits/Credits	9,171.79	Average Ledger	6,548.16
2 Checks/Debits	7,520.86	Average Collected	6,548.16
Service Charge	0.00		
Interest Paid	0.00		
Current Balance	5,195.01		

+ Deposits and Additions — Account: XXXXXX7610

Date	Description	Amount
3/01	Counter Deposit	1,442.68
3/02	Counter Deposit	2,574.83
3/05	Counter Deposit	305.57
3/08	Counter Deposit	0.50
3/09	Counter Deposit	250.00
3/12	Counter Deposit	84.07
3/15	Counter Deposit	712.39
3/16	Counter Deposit	289.93
3/19	Counter Deposit	826.10
3/20	Counter Deposit	182.94
3/22	Counter Deposit	91.38
3/23	Counter Deposit	176.65
3/26	Counter Deposit	109.86
3/27	Counter Deposit	173.51
3/29	Counter Deposit	1,679.80
3/30	Counter Deposit	271.58

− Checks and Withdrawals — Account: XXXXXX7610

Date	Description	Amount
3/30	Account Analysis Charge	20.86-

Have you heard?
There's a new card in town

Our new CheckCard means more convenience and better security for you.

FIRST VOLUNTEER BANK
The Bank with Personality!

(866) 668-4700
firstvolunteer.com

VLTR-003-012485-001-002-180331 012485 K04
92626465076

HOW TO BALANCE YOUR ACCOUNT

1. Subtract from your check register any service, miscellaneous or automatic charge(s) posted on this statement.
2. Mark (✔) your register after each check listed on front of statement.
3. Check off deposits shown on the statement against those shown in your check register.
4. Complete the form at right.
5. The final "balance" in the form to the right should agree with your check register balance. If it does not, read "HINTS FOR FINDING DIFFERENCES" below.

NEW BALANCE TRANSFER AMOUNT FROM OTHER SIDE	$	
ADD DEPOSITS MADE SINCE ENDING DATE ON STATEMENT		
SUB TOTAL	$	

CHECKS NOT LISTED ON THIS OR PRIOR STATEMENTS		
NUMBER	AMOUNT	
TOTAL CHECKS NOT LISTED →		

SUBTRACT TOTAL CHECKS NOT LISTED FROM SUB-TOTAL ABOVE. BALANCE	$	

THIS SHOULD AGREE WITH YOUR CHECK REGISTER BALANCE

HINTS FOR FINDING DIFFERENCES

Recheck all additions and subtractions or corrections.

Verify the carryover balance from page to page in your check register.

Make sure you have subtracted the service or miscellaneous charge(s) from your check register balance.

In Case of Errors or Questions About Your Electronic Transfers on Your CONSUMER ACCOUNTS

Telephone or write us at the phone number or address shown on the front of your statement as soon as you can, if you think your statement or receipt is wrong or if you need more information about a transfer listed on the statement or receipt. We must hear from you no later than 60 days after we sent the FIRST statement on which the problem or error appeared.

1. Tell us your name and account number.
2. Describe the error or the transfer you are unsure about and explain as clearly as you can why you believe it is an error or why you need more information. Tell us the dollar amount of the suspected error.
3. For a bill payment, tell us the number of the account used to pay the bill, the applicable payee name and account number, and the date the payment was sent, the payment amount and the payment reference number.

If you tell us orally, we may require that you send us your compliant or questions in writing in 10 business days.

In general, we will tell you the results of our investigation within ten (10) business days after we hear from you. However, we may take up to forty-five (45) days, or ninety (90) days in the case of a new account, Point of Sale, Foreign initiated transactions to investigate your complaint or question. In this case, we may provisionally credit your account so that you have use of the money during the time it takes us to complete our investigation. If you fail to provide your complaint or question in writing within ten (10) business days of a request from us to do so, we reserve the right to not provisionally credit your account. If we decide to provide this provisional credit, we will credit your account within ten (10) business days, or twenty (20) business days in the case of a new account. An account is considered a new account for 30 days after the first deposit is made, if you are a new customer.

We will tell you the results within three (3) business days after completing our investigation. If we determine that there was no error, we will debit any provisional amounts credited to your account. You may request copies of any documents that we use in our investigation.

Have your tried our Free electronic services?

Internet Banking – check your balances, see which checks have cleared, pay bills with Free Bill Pay, transfer funds from one account to another and more.

eStatements – receive your banking statement electronically and reduce the risk of mail fraud and identity theft. Store your statements all in one secure electronic file.

Mobile Banking – our Mobile Banking App lets you bank on the go and puts everyday banking at your fingertips from your smartphone or tablet. Get the App from the Apple App Store or Google Play.

FIRST VOLUNTEER BANK

Member FDIC

(REV. 06/2015)

Commercial Checking (Continued)

March 1, 2018 thru April 1, 2018

CHECKS

Account: XXXXXX7610

Date	Check No	Amount	Date	Check No	Amount
3/21	1059	7,500.00			

* Indicates Skip in Check Number

Daily Balance Information

Account: XXXXXX7610

Date	Balance	Date	Balance	Date	Balance
3/01	4,986.76	3/15	8,914.12	3/23	2,981.12
3/02	7,561.59	3/16	9,204.05	3/26	3,090.98
3/05	7,867.16	3/19	10,030.15	3/27	3,264.49
3/08	7,867.66	3/20	10,213.09	3/29	4,944.29
3/09	8,117.66	3/21	2,713.09	3/30	5,195.01
3/12	8,201.73	3/22	2,804.47		

VLTR-003-012485-001-002-180331 012485 K04

FIRST VOLUNTEER


Received From FIRST VOLUNTEER BANK
CHECKING DEPOSIT
Date 3/1 Name Navitas
Checks and other items are received for deposit subject to the provisions of the Uniform Commercial Code or any applicable collection agreement.
Acknowledge Receipt Of Cash Returned By Signing Above
Deposits May Not Be Available For Immediate Withdrawal.
ACCOUNT NUMBER
304157610
CASH
SUBTOTAL
LESS CASH RECEIVED
$ 1442.68
1442.68
DOCUMENT Drawer: 33104 03/01/18
Trans#: 58 16:45:14
Checking Deposit
xxxxxxxxxx7610
:06130334B: 42

03/01/18 $1442.68


Received From FIRST VOLUNTEER BANK
CHECKING DEPOSIT
Date 3/15 Name Navitas
Checks and other items are received for deposit subject to the provisions of the Uniform Commercial Code or any applicable collection agreement.
Acknowledge Receipt Of Cash Returned By Signing Above
Deposits May Not Be Available For Immediate Withdrawal.
ACCOUNT NUMBER
304157610
CASH
SUBTOTAL
LESS CASH RECEIVED
$ 712.39
712.39
DOCUMENT Drawer: 33104 03/15/18
Trans#: 62 16:48:17
Checking Deposit
xxxxxxxxxx7610
:06130334B: 42

03/15/18 $712.39


Received From FIRST VOLUNTEER BANK
CHECKING DEPOSIT
Date 3/2 Name Navitas
Checks and other items are received for deposit subject to the provisions of the Uniform Commercial Code or any applicable collection agreement.
Acknowledge Receipt Of Cash Returned By Signing Above
Deposits May Not Be Available For Immediate Withdrawal.
ACCOUNT NUMBER
304157610
CASH
SUBTOTAL
LESS CASH RECEIVED
$ 2574.83
2574.83
DOCUMENT Drawer: 33104 03/02/18
Trans#: 93 16:50:32
Checking Deposit
xxxxxxxxxx7610
:06130334B: 42

03/02/18 $2574.83


Received From FIRST VOLUNTEER BANK
CHECKING DEPOSIT
Date 3/16 Name Navitas
Checks and other items are received for deposit subject to the provisions of the Uniform Commercial Code or any applicable collection agreement.
Acknowledge Receipt Of Cash Returned By Signing Above
Deposits May Not Be Available For Immediate Withdrawal.
ACCOUNT NUMBER
304157610
CASH
SUBTOTAL
LESS CASH RECEIVED
$ 289.93
289.93
DOCUMENT Drawer: 33104 03/16/18
Trans#: 52 16:40:44
Checking Deposit
xxxxxxxxxx7610
:06130334B: 42

03/16/18 $289.93


Received From FIRST VOLUNTEER BANK
CHECKING DEPOSIT
Date 3/5 Name Navitas
Checks and other items are received for deposit subject to the provisions of the Uniform Commercial Code or any applicable collection agreement.
Acknowledge Receipt Of Cash Returned By Signing Above
Deposits May Not Be Available For Immediate Withdrawal.
ACCOUNT NUMBER
304157610
CASH
SUBTOTAL
LESS CASH RECEIVED
$ 305.57
305.57
DOCUMENT Drawer: 33104 03/05/18
Trans#: 59 16:46:54
Checking Deposit
xxxxxxxxxx7610
:06130334B: 42

03/05/18 $305.57


Received From FIRST VOLUNTEER BANK
CHECKING DEPOSIT
Date 3/19 Name Navitas
Checks and other items are received for deposit subject to the provisions of the Uniform Commercial Code or any applicable collection agreement.
Acknowledge Receipt Of Cash Returned By Signing Above
Deposits May Not Be Available For Immediate Withdrawal.
ACCOUNT NUMBER
304157610
CASH
SUBTOTAL
LESS CASH RECEIVED
$ 826.10
826.10
DOCUMENT Drawer: 33104 03/19/18
Trans#: 49 16:45:59
Checking Deposit
xxxxxxxxxx7610
:06130334B: 42

03/19/18 $826.10


Received From FIRST VOLUNTEER BANK
CHECKING DEPOSIT
Date 3/8 Name Navitas
Checks and other items are received for deposit subject to the provisions of the Uniform Commercial Code or any applicable collection agreement.
Acknowledge Receipt Of Cash Returned By Signing Above
Deposits May Not Be Available For Immediate Withdrawal.
ACCOUNT NUMBER
304157610
CASH
SUBTOTAL
LESS CASH RECEIVED
$ .50
.50
DOCUMENT Drawer: 33104 03/08/18
Trans#: 21 13:42:49
Total Deposit
xxxxxxxxxx7610
:06130334B: 42

03/08/18 $0.50


Received From FIRST VOLUNTEER BANK
CHECKING DEPOSIT
Date 3/20 Name Navitas
Checks and other items are received for deposit subject to the provisions of the Uniform Commercial Code or any applicable collection agreement.
Acknowledge Receipt Of Cash Returned By Signing Above
Deposits May Not Be Available For Immediate Withdrawal.
ACCOUNT NUMBER
304157610
CASH
SUBTOTAL
LESS CASH RECEIVED
$ 182.94
182.94
DOCUMENT Drawer: 33104 03/20/18
Trans#: 43 16:36:24
Checking Deposit
xxxxxxxxxx7610
:06130334B: 42

03/20/18 $182.94


Received From FIRST VOLUNTEER BANK
CHECKING DEPOSIT
Date 3/9 Name Navitas
Checks and other items are received for deposit subject to the provisions of the Uniform Commercial Code or any applicable collection agreement.
Acknowledge Receipt Of Cash Returned By Signing Above
Deposits May Not Be Available For Immediate Withdrawal.
ACCOUNT NUMBER
304157610
CASH
SUBTOTAL
LESS CASH RECEIVED
$ 250.00
250.00
DOCUMENT Drawer: 33104 03/09/18
Trans#: 72 17:05:24
Checking Deposit
xxxxxxxxxx7610
:06130334B: 42

03/09/18 $250.00


Received From FIRST VOLUNTEER BANK
CHECKING DEPOSIT
Date 3/22 Name Navitas
Checks and other items are received for deposit subject to the provisions of the Uniform Commercial Code or any applicable collection agreement.
Acknowledge Receipt Of Cash Returned By Signing Above
Deposits May Not Be Available For Immediate Withdrawal.
ACCOUNT NUMBER
304157610
CASH
SUBTOTAL
LESS CASH RECEIVED
$ 91.38
91.38
DOCUMENT Drawer: 33104 03/22/18
Trans#: 55 16:41:11
Checking Deposit
xxxxxxxxxx7610
:06130334B: 42

03/22/18 $91.38


Received From FIRST VOLUNTEER BANK
CHECKING DEPOSIT
Date 3/12 Name Navitas
Checks and other items are received for deposit subject to the provisions of the Uniform Commercial Code or any applicable collection agreement.
Acknowledge Receipt Of Cash Returned By Signing Above
Deposits May Not Be Available For Immediate Withdrawal.
ACCOUNT NUMBER
304157610
CASH
SUBTOTAL
LESS CASH RECEIVED
$ 84.07
84.07
DOCUMENT Drawer: 33104 03/12/18
Trans#: 68 17:04:45
Checking Deposit
xxxxxxxxxx7610
:06130334B: 42

03/12/18 $84.07


Received From FIRST VOLUNTEER BANK
CHECKING DEPOSIT
Date 3/23 Name Navitas
Checks and other items are received for deposit subject to the provisions of the Uniform Commercial Code or any applicable collection agreement.
Acknowledge Receipt Of Cash Returned By Signing Above
Deposits May Not Be Available For Immediate Withdrawal.
ACCOUNT NUMBER
304157610
CASH
SUBTOTAL
LESS CASH RECEIVED
$ 176.65
176.65
DOCUMENT Drawer: 33104 03/23/18
Trans#: 44 16:36:13
Checking Deposit
xxxxxxxxxx7610
:06130334B: 42

03/23/18 $176.65

VLTR-003-012485-001-002-180331 012485 K04

FIRST VOLUNTEER


Received From FIRST VOLUNTEER BANK
Date 3/26 Name Navitas
CHECKING DEPOSIT
Checks and other items are received for deposit subject to the provisions of the Uniform Commercial Code or any applicable collection agreement.
Acknowledge Receipt Of Cash Returned By Signing Above
Deposits May Not Be Available For Immediate Withdrawal.
ACCOUNT NUMBER
304157610
CASH
SUBTOTAL 109.86
LESS CASH RECEIVED
$ 109.86
DOCUMENT Drawer: 33104 03/26/18
Trans#: 42 16:50:33
Checking Deposit
**********7610
42
:061303348:

03/26/18 $109.86


Received From FIRST VOLUNTEER BANK
Date 3/27 Name Navitas
CHECKING DEPOSIT
Checks and other items are received for deposit subject to the provisions of the Uniform Commercial Code or any applicable collection agreement.
Acknowledge Receipt Of Cash Returned By Signing Above
Deposits May Not Be Available For Immediate Withdrawal.
ACCOUNT NUMBER
304157610
CASH
SUBTOTAL 173.51
LESS CASH RECEIVED
$ 173.51
DOCUMENT Drawer: 33104 03/27/18
Trans#: 40 16:46:49
Checking Deposit
**********7610
42
:061303348:

03/27/18 $173.51


Received From FIRST VOLUNTEER BANK
Date 3/29 Name Navitas
CHECKING DEPOSIT
Checks and other items are received for deposit subject to the provisions of the Uniform Commercial Code or any applicable collection agreement.
Acknowledge Receipt Of Cash Returned By Signing Above
Deposits May Not Be Available For Immediate Withdrawal.
ACCOUNT NUMBER
304157610
CASH
SUBTOTAL 1679.80
LESS CASH RECEIVED
$ 1679.80
DOCUMENT Drawer: 33104 03/29/18
Trans#: 70 16:40:19
Checking Deposit
**********7610
42
:061303348:

03/29/18 $1679.80


Received From FIRST VOLUNTEER BANK
Date 3/30 Name Navitas
CHECKING DEPOSIT
Checks and other items are received for deposit subject to the provisions of the Uniform Commercial Code or any applicable collection agreement.
Acknowledge Receipt Of Cash Returned By Signing Above
Deposits May Not Be Available For Immediate Withdrawal.
ACCOUNT NUMBER
304157610
CASH
SUBTOTAL 271.58
LESS CASH RECEIVED
$ 271.58
DOCUMENT Drawer: 33104 03/30/18
Trans#: 89 16:36:40
Checking Deposit
**********7610
42
:061303348:

03/30/18 $271.58


NAVITAS TN NG, LLC
3186 D AIRWAY AVE.
COSTA MESA, CA 92626
1059
87-334/513
3-20-18
Date
Pay to the Order of NAVITAS TN NG $ 7,500.00
SEVEN THOUSAND FIVE HUNDRED Dollars
FIRST VOLUNTEER BANK
The Bank with Personality!
For TRANSFER
:061303348: 0304157610" 1059

1059 03/21/18 $7500.00

FIRST VOLUNTEER BANK

728 Broad Street, P.O. Box 11167, Chattanooga, TN 37402
Return Service Requested

MARCH 2018

304157610

INDIVIDUAL SUMMARY ANALYSIS

VLAASTMT 180331-00202-0001

NO BRE

00202 0.3770 WCL0001
NAVITAS TN NG, LLC
3186 D AIRWAY AVE
COSTA MESA, CA 92626-4650



OFFICER: SHELA POWERS
Phone No: (423) 668-4700
Branch: 33

DATE PREPARED 3/30/18
Days In Statement Cycle 31
Commercial Account Analysis

Average Daily Ledger Balance		6,591.13	
Less Average Daily Float		.00	
Average Daily Collected Balance		6,591.13	
Average Collected Negative Balance		.00	
Average Collected Positive Balance		6,591.13	
Less Required Reserves	10.000%	659.11	
Balances Available For Other Services		5,932.02	
Earnings On		$5,932.02	
	At	.250000%	1.25
Negative Balance Service Charge On		$.00	
	At	.000000%	.00
Net Earnings Credit			1.25

Service	Activity	Unit Price	Activity Charge	Required Balances
Maintenance Fee	1	15.0000	15.00	70,645.16
Checks Written	1	.1700	.17	800.65
Deposits Made	16	.4000	6.40	30,141.94
On-US Items Deposited	6	.0900	.54	2,543.23
Regular Statement	1	.0000	.00	
Total Services And Required Balances			22.11	104,130.98
Current Month Net Loss			20.86-	98,243.87
Your Account Will Be Charged			20.86-	

006386

FIRST VOLUNTEER BANK

728 Broad Street, P.O. Box 11167, Chattanooga, TN 37402

Return Service Requested

Customer Service
1-866-668-4700
www.firstvolunteer.com

Page: **1 of 4**
Statement Date: **04/30/18**
Primary Account: **XXXXXX7610**
Enclosures: **3**

006386 0.8500 MB 0.424 TR00025

VLTR

NAVITAS TN NG, LLC
3186 D AIRWAY AVE
COSTA MESA, CA 92626-4650

Commercial Checking
April 2, 2018 thru April 30, 2018

Account Summary — Account: XXXXXX7610

Commercial Checking		Number of Enclosures	3
Account Number	XXXXXX7610	Statement Dates	4/02/18 thru 4/30/18
Previous Balance	5,195.01	Days This Statement Period	29
17 Deposits/Credits	7,344.40	Average Ledger	3,858.98
4 Checks/Debits	8,022.31	Average Collected	3,858.98
Service Charge	0.00		
Interest Paid	0.00		
Current Balance	4,517.10		

+ Deposits and Additions — Account: XXXXXX7610

474,60 + 327,04 —

Date	Description	Amount
4/02	Counter Deposit	1,001.64
4/03	Counter Deposit	35.34
4/09	Counter Deposit	35.08
4/10	Counter Deposit	166.02
4/11	Counter Deposit	50.00
4/12	Counter Deposit	815.87
4/13	Counter Deposit	397.36
4/16	Counter Deposit	162.42
4/17	Counter Deposit	181.02
4/19	Counter Deposit	469.89
4/20	Counter Deposit	208.63
4/23	Counter Deposit	651.06
4/24	Counter Deposit	763.41
4/25	Counter Deposit	1,318.25
4/26	Counter Deposit	306.25
4/27	Counter Deposit	542.15
4/30	Counter Deposit	240.01

201,10 E
865,87 E
250
1831,66 > 2081,66 E

− Checks and Withdrawals — Account: XXXXXX7610

Date	Description	Amount
4/30	Account Analysis Charge	22.31-

VLTR-003-006386-001-002-180501 006386 K06
92626465076

Have you heard?
There's a new card in town

Our new CheckCard means more convenience and better security for you.

FIRST VOLUNTEER BANK
The Bank with Personality!

(866) 668-4700
firstvolunteer.com

HOW TO BALANCE YOUR ACCOUNT

1. Subtract from your check register any service, miscellaneous or automatic charge(s) posted on this statement.
2. Mark (✔) your register after each check listed on front of statement.
3. Check off deposits shown on the statement against those shown in your check register.
4. Complete the form at right.
5. The final "balance" in the form to the right should agree with your check register balance. If it does not, read "HINTS FOR FINDING DIFFERENCES" below.

NEW BALANCE TRANSFER AMOUNT FROM OTHER SIDE		$	
ADD DEPOSITS MADE SINCE ENDING DATE ON STATEMENT			
SUB TOTAL		$	
CHECKS NOT LISTED ON THIS OR PRIOR STATEMENTS			
NUMBER	AMOUNT		
TOTAL CHECKS NOT LISTED →			
SUBTRACT TOTAL CHECKS NOT LISTED FROM SUB-TOTAL ABOVE. BALANCE		$	

THIS SHOULD AGREE WITH YOUR CHECK REGISTER BALANCE

HINTS FOR FINDING DIFFERENCES

Recheck all additions and subtractions or corrections.

Verify the carryover balance from page to page in your check register.

Make sure you have subtracted the service or miscellaneous charge(s) from your check register balance.

In Case of Errors or Questions About Your Electronic Transfers on Your CONSUMER ACCOUNTS

Telephone or write us at the phone number or address shown on the front of your statement as soon as you can, if you think your statement or receipt is wrong or if you need more information about a transfer listed on the statement or receipt. We must hear from you no later than 60 days after we sent the FIRST statement on which the problem or error appeared.

1. Tell us your name and account number.
2. Describe the error or the transfer you are unsure about and explain as clearly as you can why you believe it is an error or why you need more information. Tell us the dollar amount of the suspected error.
3. For a bill payment, tell us the number of the account used to pay the bill, the applicable payee name and account number, and the date the payment was sent, the payment amount and the payment reference number.

If you tell us orally, we may require that you send us your compliant or questions in writing in 10 business days.

In general, we will tell you the results of our investigation within ten (10) business days after we hear from you. However, we may take up to forty-five (45) days, or ninety (90) days in the case of a new account, Point of Sale, Foreign initiated transactions to investigate your complaint or question. In this case, we may provisionally credit your account so that you have use of the money during the time it takes us to complete our investigation. If you fail to provide your complaint or question in writing within ten (10) business days of a request from us to do so, we reserve the right to not provisionally credit your account. If we decide to provide this provisional credit, we will credit your account within ten (10) business days, or twenty (20) business days in the case of a new account. An account is considered a new account for 30 days after the first deposit is made, if you are a new customer.

We will tell you the results within three (3) business days after completing our investigation. If we determine that there was no error, we will debit any provisional amounts credited to your account. You may request copies of any documents that we use in our investigation.

Have your tried our Free electronic services?

Internet Banking – check your balances, see which checks have cleared, pay bills with Free Bill Pay, transfer funds from one account to another and more.

eStatements – receive your banking statement electronically and reduce the risk of mail fraud and identity theft. Store your statements all in one secure electronic file.

Mobile Banking – our Mobile Banking App lets you bank on the go and puts everyday banking at your fingertips from your smartphone or tablet. Get the App from the Apple App Store or Google Play.

FIRST VOLUNTEER BANK

Member FDIC

(REV. 06/2015)

Commercial Checking (Continued)

April 2, 2018 thru April 30, 2018

CHECKS

Account: XXXXXX7610

Date	Check No	Amount		Date	Check No	Amount	
4/11	1060	5,000.00	*	4/25	1062	2,000.00	*
4/11	1061	1,000.00	*				

* Indicates Skip in Check Number

Daily Balance Information

Account: XXXXXX7610

Date	Balance	Date	Balance	Date	Balance
4/02	6,196.65	4/13	1,696.32	4/24	4,132.75
4/03	6,231.99	4/16	1,858.74	4/25	3,451.00
4/09	6,267.07	4/17	2,039.76	4/26	3,757.25
4/10	6,433.09	4/19	2,509.65	4/27	4,299.40
4/11	483.09	4/20	2,718.28	4/30	4,517.10
4/12	1,298.96	4/23	3,369.34		

VLTR-003-006386-001-002-180501 006386 K06

FIRST VOLUNTEER



04/02/18 $1001.64



04/13/18 $397.36



04/03/18 $35.34



04/16/18 $162.42



04/09/18 $35.08



04/17/18 $181.02



04/10/18 $166.02



04/19/18 $469.89



04/11/18 $50.00



04/20/18 $208.63



04/12/18 $815.87



04/23/18 $651.06

VLTR-003-006386-001-002-180501 006386 K06

FIRST VOLUNTEER


Received From FIRST VOLUNTEER BANK
CHECKING DEPOSIT
Date 4/24 Name Navitas
Checks and other items are received for deposit subject to the provisions of the Uniform Commercial Code or any applicable collection agreement.
Acknowledge Receipt Of Cash Returned By Signing Above
Deposits May Not Be Available For Immediate Withdrawal
ACCOUNT NUMBER
304157610
CASH
SUBTOTAL
LESS CASH RECEIVED
$ 763.41
763.41
DOCUMENT Drawer: 33104 Trans#: 58 04/24/18 16:34:23
Checking Deposit
*********7610
42
:061303348:

04/24/18 $763.41


NAVITAS TN NG, LLC
3186 D AIRWAY AVE.
COSTA MESA, CA 92626
1061
4-10-18
Date
Pay to the Order of NAVITAS TN NG $ 1,000
ONE THOUSAND Dollars
FIRST VOLUNTEER BANK
The Bank with Personality!
For TRANSFER
:061303348: 0304157610 1061

1061 04/11/18 $1000.00


Received From FIRST VOLUNTEER BANK
CHECKING DEPOSIT
Date 4/25/18 Name Navitas TN NG, LLC
Checks and other items are received for deposit subject to the provisions of the Uniform Commercial Code or any applicable collection agreement.
Acknowledge Receipt Of Cash Returned By Signing Above
Deposits May Not Be Available For Immediate Withdrawal
ACCOUNT NUMBER
304157610
CASH
SUBTOTAL
LESS CASH RECEIVED
$ 1,318.25
1318.25
DOCUMENT Drawer: 33101 Trans#: 16 04/25/18 12:01:23
Checking Deposit
*********7610
42
:061303348:

04/25/18 $1318.25


NAVITAS TN NG, LLC
3186 D AIRWAY AVE.
COSTA MESA, CA 92626
1062
4-23-18
Date
Pay to the Order of NAVITAS TN NG $ 2,000
TWO THOUSAND Dollars
FIRST VOLUNTEER BANK
The Bank with Personality!
For TRANSFER
:061303348: 0304157610 1062

1062 04/25/18 $2000.00


Received From FIRST VOLUNTEER BANK
CHECKING DEPOSIT
Date 4/26 Name Navitas
Checks and other items are received for deposit subject to the provisions of the Uniform Commercial Code or any applicable collection agreement.
Acknowledge Receipt Of Cash Returned By Signing Above
Deposits May Not Be Available For Immediate Withdrawal
ACCOUNT NUMBER
304157610
CASH
SUBTOTAL
LESS CASH RECEIVED
$ 306.25
306.25
DOCUMENT Drawer: 33104 Trans#: 59 04/26/18 16:46:01
Checking Deposit
*********7610
42
:061303348:

04/26/18 $306.25


Received From FIRST VOLUNTEER BANK
CHECKING DEPOSIT
Date 4/27 Name Navitas
Checks and other items are received for deposit subject to the provisions of the Uniform Commercial Code or any applicable collection agreement.
Acknowledge Receipt Of Cash Returned By Signing Above
Deposits May Not Be Available For Immediate Withdrawal
ACCOUNT NUMBER
304157610
CASH
SUBTOTAL
LESS CASH RECEIVED
$ 542.15
542.15
DOCUMENT Drawer: 33104 Trans#: 42 04/27/18 16:45:06
Checking Deposit
*********7610
42
:061303348:

04/27/18 $542.15


Received From FIRST VOLUNTEER BANK
CHECKING DEPOSIT
Date 4/30 Name Navitas
Checks and other items are received for deposit subject to the provisions of the Uniform Commercial Code or any applicable collection agreement.
Acknowledge Receipt Of Cash Returned By Signing Above
Deposits May Not Be Available For Immediate Withdrawal
ACCOUNT NUMBER
304157610
CASH
SUBTOTAL
LESS CASH RECEIVED
$ 240.01
240.01
DOCUMENT Drawer: 33104 Trans#: 57 04/30/18 15:21:51
Checking Deposit
*********7610
42
:061303348:

04/30/18 $240.01


NAVITAS TN NG, LLC
3186 D AIRWAY AVE.
COSTA MESA, CA 92626
1060
4-9-18
Date
Pay to the Order of NAVITAS TN NG $ 5,000
FIVE THOUSAND Dollars
FIRST VOLUNTEER BANK
The Bank with Personality!
For TRANSFER
:061303348: 0304157610 1060

1060 04/11/18 $5000.00

FIRST VOLUNTEER BANK

728 Broad Street, P.O. Box 11167, Chattanooga, TN 37402
Return Service Requested

APRIL 2018

304157610

INDIVIDUAL SUMMARY ANALYSIS

VLAASTMT 180501-00215-0001

NO BRE

00215 0.3770 WCL0001
NAVITAS TN NG, LLC
3186 D AIRWAY AVE
COSTA MESA, CA 92626-4650



OFFICER: SHELA POWERS
Phone No: (423) 668-4700
Branch: 33

DATE PREPARED 4/30/18
Days In Statement Cycle 30
Commercial Account Analysis

Average Daily Ledger Balance		3,904.21	
Less Average Daily Float		.00	
Average Daily Collected Balance		3,904.21	
Average Collected Negative Balance		.00	
Average Collected Positive Balance		3,904.21	
Less Required Reserves	10.000%	390.42	
Balances Available For Other Services		3,513.79	
Earnings On		$3,513.79	
	At	.250000%	.72
Negative Balance Service Charge On		$.00	
	At	.000000%	.00
Net Earnings Credit			.72

Service	Activity	Unit Price	Activity Charge	Required Balances
Maintenance Fee	1	15.0000	15.00	73,000.00
Checks Written	3	.1700	.51	2,482.00
Deposits Made	17	.4000	6.80	33,093.33
On-US Items Deposited	8	.0900	.72	3,504.00
Regular Statement	1	.0000	.00	
Total Services And Required Balances			23.03	112,079.33
Current Month Net Loss			22.31-	108,575.33
Your Account Will Be Charged			22.31-	

006528

FIRST VOLUNTEER BANK

728 Broad Street, P.O. Box 11167, Chattanooga, TN 37402

Return Service Requested

Customer Service
1-866-668-4700
www.firstvolunteer.com

Page: **1 of 4**
Statement Date: **05/31/18**
Primary Account: **XXXXXX7610**
Enclosures: **3**

006528 0.8500 MB 0.424 TR00026

VLTR

NAVITAS TN NG, LLC
3186 D AIRWAY AVE
COSTA MESA, CA 92626-4650

Commercial Checking

May 1, 2018 thru May 31, 2018

Account Summary — Account: XXXXXX7610

Commercial Checking		Number of Enclosures	3
Account Number	XXXXXX7610	Statement Dates	5/01/18 thru 5/31/18
Previous Balance	4,517.10	Days This Statement Period	31
14 Deposits/Credits	3,125.37	Average Ledger	1,999.61
5 Checks/Debits	7,405.13	Average Collected	1,999.61
Service Charge	0.00		
Interest Paid	0.00		
Current Balance	237.34		

Overdraft and Returned Item Fees	Total For This Period	Total Year-to-Date
Total Overdraft Fees	33.93	33.93
Total Returned Item Fees	0.00	0.00

+ Deposits and Additions — Account: XXXXXX7610

Date	Description	Amount
5/01	Counter Deposit	511.78
5/11	Counter Deposit	53.25
5/14	Counter Deposit	276.73
5/15	Counter Deposit	136.36
5/16	Counter Deposit	66.89
5/17	Counter Deposit	92.94
5/18	Counter Deposit	328.09
5/21	Counter Deposit	389.10
5/22	Counter Deposit	215.65
5/24	Counter Deposit	164.24
5/25	Counter Deposit	99.55
5/29	Counter Deposit	59.44
5/30	Counter Deposit	598.25
5/31	Counter Deposit	133.10

83.36 = (30) — 159.83 [(30)

Have you heard?
There's a new card in town

Our new CheckCard means more convenience and better security for you.

FIRST VOLUNTEER BANK
The Bank with Personality!

(866) 668-4700
firstvolunteer.com

VLTR-003-006528-001-002-180601 006528 K03
92626465076

HOW TO BALANCE YOUR ACCOUNT

1. Subtract from your check register any service, miscellaneous or automatic charge(s) posted on this statement.
2. Mark (✔) your register after each check listed on front of statement.
3. Check off deposits shown on the statement against those shown in your check register.
4. Complete the form at right.
5. The final "balance" in the form to the right should agree with your check register balance. If it does not, read "HINTS FOR FINDING DIFFERENCES" below.

NEW BALANCE TRANSFER AMOUNT FROM OTHER SIDE	$	
ADD DEPOSITS MADE SINCE ENDING DATE ON STATEMENT		
SUB TOTAL	$	

CHECKS NOT LISTED ON THIS OR PRIOR STATEMENTS

NUMBER	AMOUNT	

TOTAL CHECKS NOT LISTED →

SUBTRACT TOTAL CHECKS NOT LISTED FROM SUB-TOTAL ABOVE. **BALANCE** $

THIS SHOULD AGREE WITH YOUR CHECK REGISTER BALANCE

HINTS FOR FINDING DIFFERENCES

Recheck all additions and subtractions or corrections.

Verify the carryover balance from page to page in your check register.

Make sure you have subtracted the service or miscellaneous charge(s) from your check register balance.

In Case of Errors or Questions About Your Electronic Transfers on Your CONSUMER ACCOUNTS

Telephone or write us at the phone number or address shown on the front of your statement as soon as you can, if you think your statement or receipt is wrong or if you need more information about a transfer listed on the statement or receipt. We must hear from you no later than 60 days after we sent the FIRST statement on which the problem or error appeared.

1. Tell us your name and account number.
2. Describe the error or the transfer you are unsure about and explain as clearly as you can why you believe it is an error or why you need more information. Tell us the dollar amount of the suspected error.
3. For a bill payment, tell us the number of the account used to pay the bill, the applicable payee name and account number, and the date the payment was sent, the payment amount and the payment reference number.

If you tell us orally, we may require that you send us your compliant or questions in writing in 10 business days.

In general, we will tell you the results of our investigation within ten (10) business days after we hear from you. However, we may take up to forty-five (45) days, or ninety (90) days in the case of a new account, Point of Sale, Foreign initiated transactions to investigate your complaint or question. In this case, we may provisionally credit your account so that you have use of the money during the time it takes us to complete our investigation. If you fail to provide your complaint or question in writing within ten (10) business days of a request from us to do so, we reserve the right to not provisionally credit your account. If we decide to provide this provisional credit, we will credit your account within ten (10) business days, or twenty (20) business days in the case of a new account. An account is considered a new account for 30 days after the first deposit is made, if you are a new customer.

We will tell you the results within three (3) business days after completing our investigation. If we determine that there was no error, we will debit any provisional amounts credited to your account. You may request copies of any documents that we use in our investigation.

Have your tried our Free electronic services?
Internet Banking – check your balances, see which checks have cleared, pay bills with Free Bill Pay, transfer funds from one account to another and more.
eStatements – receive your banking statement electronically and reduce the risk of mail fraud and identity theft. Store your statements all in one secure electronic file.
Mobile Banking – our Mobile Banking App lets you bank on the go and puts everyday banking at your fingertips from your smartphone or tablet. Get the App from the Apple App Store or Google Play.

FIRST VOLUNTEER BANK

Member FDIC

(REV. 06/2015)

Commercial Checking (Continued)

May 1, 2018 thru May 31, 2018

Checks and Withdrawals

Account: XXXXXX7610

Date	Description	Amount
5/29	Overdraft Item Charge	33.93-
5/31	Account Analysis Charge	21.20-

CHECKS

Account: XXXXXX7610

Date	Check No	Amount	Date	Check No	Amount
5/10	1063	4,500.00	5/22	9999 *	50.00
5/29	1064	2,800.00			

* Indicates Skip in Check Number

Daily Balance Information

Account: XXXXXX7610

Date	Balance	Date	Balance	Date	Balance
5/01	5,028.88	5/16	1,062.11	5/24	2,202.13
5/10	528.88	5/17	1,155.05	5/25	2,301.68
5/11	582.13	5/18	1,483.14	5/29	472.81-
5/14	858.86	5/21	1,872.24	5/30	125.44
5/15	995.22	5/22	2,037.89	5/31	237.34

VLTR-003-006528-001-002-180601 006528 K03

FIRST VOLUNTEER


Received From FIRST VOLUNTEER BANK
CHECKING DEPOSIT
Date 5/1 Name Navitas
ACCOUNT NUMBER 304157610
511.78
DOCUMENT Drawer: 33104 Trans#: 44 05/01/18 16:39:38
Checking Deposit
$ 511.78
:0613033481: 42

05/01/18 $511.78


Received From FIRST VOLUNTEER BANK
CHECKING DEPOSIT
Date 5/18 Name Navita
ACCOUNT NUMBER 304157610
328.09
Checking Deposit
$ 328.09
:0613033481: 42

05/18/18 $328.09


Received From FIRST VOLUNTEER BANK
CHECKING DEPOSIT
Date 5-11-18 Name Navitas
ACCOUNT NUMBER 304 157 610
53.25
DOCUMENT Drawer: 33105 Trans#: 85 05/11/18 17:31:21
Checking Deposit
$ 53 25
:0613033481: 42

05/11/18 $53.25


Received From FIRST VOLUNTEER BANK
CHECKING DEPOSIT
Date 5/21 Name Navitas
ACCOUNT NUMBER 304 157 610
389.10
DOCUMENT Drawer: 33104 Trans#: 34 05/21/18
Checking Deposit
$ 389.10
:0613033481: 42

05/21/18 $389.10


Received From FIRST VOLUNTEER BANK
CHECKING DEPOSIT
Date 5-14-18 Name Navitas
ACCOUNT NUMBER 304 157 610
276.73
DOCUMENT Drawer: 33105 Trans#: 93 05/14/18 16:38:38
Checking Deposit
$ 276 73
:0613033481: 42

05/14/18 $276.73


Received From FIRST VOLUNTEER BANK
CHECKING DEPOSIT
Date 5-22-18 Name Navitas
ACCOUNT NUMBER 304 157 610
215.65
DOCUMENT Drawer: 33105 Trans#: 43 05/22/18 16:37:20
Checking Deposit
$ 215 65
:0613033481: 42

05/22/18 $215.65


Received From FIRST VOLUNTEER BANK
CHECKING DEPOSIT
Date 5-15-18 Name Navitas
ACCOUNT NUMBER 304 157 610
136.36
DOCUMENT Drawer: 33105 Trans#: 42 05/15/18 16:29:31
Checking Deposit
$ 136 36
:0613033481: 42

05/15/18 $136.36


Received From FIRST VOLUNTEER BANK
CHECKING DEPOSIT
Date 5/24 Name Navitas
ACCOUNT NUMBER 304157610
164.24
DOCUMENT Drawer: 33104 Trans#: 44 05/24/18 16:17:41
Checking Deposit
$ 164.24
:0613033481: 42

05/24/18 $164.24


Received From FIRST VOLUNTEER BANK
CHECKING DEPOSIT
Date 5-16-18 Name Navitas
ACCOUNT NUMBER 304 157 610
66.89
DOCUMENT Drawer: 33105 Trans#: 30 05/16/18 11:45:30
Checking Deposit
$ 66 89
:0613033481: 42

05/16/18 $66.89


Received From FIRST VOLUNTEER BANK
CHECKING DEPOSIT
Date 5/25 Name Navitas
ACCOUNT NUMBER 304157610
99.55
DOCUMENT Drawer: 33104 Trans#: 69 05/25/18 16:55:29
Checking Deposit
$ 99.55
:0613033481: 42

05/25/18 $99.55


Received From FIRST VOLUNTEER BANK
CHECKING DEPOSIT
Date 5/17 Name Navitas
ACCOUNT NUMBER 304157610
92.94
DOCUMENT Drawer: 33104 Trans#: 60 05/17/18 16:26:40
Checking Deposit
$ 92.94
:0613033481: 42

05/17/18 $92.94


Received From FIRST VOLUNTEER BANK
CHECKING DEPOSIT
Date 5/29 Name Navitas
ACCOUNT NUMBER 304157610
59.44
DOCUMENT Drawer: 33104 Trans#: 65 05/29/18 16:46:09
Checking Deposit
$ 59.44
:0613033481: 42

05/29/18 $59.44

VLTR-003-006528-001-002-180601 006528 K03

FIRST VOLUNTEER

Received From FIRST VOLUNTEER BANK
CHECKING DEPOSIT
Date 5-30-18 Name Navitas
Checks and other items are received for deposit subject to the provisions of the Uniform Commercial Code or any applicable collection agreement.
Acknowledge Receipt Of Cash Returned By Signing Above
Deposits May Not Be Available For Immediate Withdrawal
ACCOUNT NUMBER
304157610
CASH
SUBTOTAL 598.25
LESS CASH RECEIVED
DOCUMENT Drawer: 33103 05/30/18
Trans#: 15 11:45:59
Checking Deposit
$ 598 25
:061303348: ##########7610
42

05/30/18 $598.25

Received From FIRST VOLUNTEER BANK
CHECKING DEPOSIT
Date 5/31 Name Navitas2
Checks and other items are received for deposit subject to the provisions of the Uniform Commercial Code or any applicable collection agreement.
Acknowledge Receipt Of Cash Returned By Signing Above
Deposits May Not Be Available For Immediate Withdrawal
ACCOUNT NUMBER
304157610
CASH
SUBTOTAL 133.10
LESS CASH RECEIVED
DOCUMENT Drawer: 33104 05/31/18
Trans#: 93 16:47:27
Checking Deposit
$ 133.10
:061303348: ##########7610
42

05/31/18 $133.10

NAVITAS TN NG, LLC
3186 D AIRWAY AVE.
COSTA MESA, CA 92626
1063
87-334/613
05/09/18
Date
Pay to the Order of BANK 7 $ 4,500
FOUR THOUSAND FIVE HUNDRED AND 00/100 Dollars
FIRST VOLUNTEER BANK
The Bank with Personality!
For TRANSFER
:061303348: 0304157610 1063

1063 05/10/18 $4500.00

NAVITAS TN NG, LLC
3186 D AIRWAY AVE.
COSTA MESA, CA 92626
1064
87-334/613
05/23/18
Date
Pay to the Order of BANK 7 $ 2,800.00
TWO THOUSAND EIGHT HUNDRED AND 00/100 Dollars
FIRST VOLUNTEER BANK
The Bank with Personality!
For TRANSFER
:061303348: 0304157610 1064

1064 05/25/18 $2800.00

MISC DEBIT
FIRST VOLUNTEER BANK
CHATTANOOGA, TN 37402
DATE 5-22-18
Form # 133
B. Lawson
PREPARED BY
APPROVED BY
ACCOUNT DESCRIPTION error correction from 5-18-18 total bill was ran for 136.11 was actualy 86.11 for Kenneth Johnson
ACCOUNT NUMBER
304157610
AMOUNT
50 00
#9999# :061303348: 50

9999 05/22/18 $50.00

FIRST VOLUNTEER BANK

728 Broad Street, P.O. Box 11167, Chattanooga, TN 37402
Return Service Requested

MAY 2018

304157610

INDIVIDUAL SUMMARY ANALYSIS

VLAASTMT 180601-00220-0001

NO BRE

00220 0.3770 WCL0001
NAVITAS TN NG, LLC
3186 D AIRWAY AVE
COSTA MESA, CA 92626-4650



OFFICER: SHELA POWERS
Phone No: (423) 668-4700
Branch: 33

DATE PREPARED 5/31/18
Days In Statement Cycle 31
Commercial Account Analysis

Average Daily Ledger Balance		1,999.61	
Less Average Daily Float		.00	
Average Daily Collected Balance		1,999.61	
Average Collected Negative Balance		15.25-	
Average Collected Positive Balance		2,380.53	
Less Required Reserves	10.000%	238.05	
Balances Available For Other Services		2,142.48	
Earnings On		$2,142.48	
		At .250000%	.45
Negative Balance Service Charge On		$15.25-	
		At .000000%	.00
Net Earnings Credit			.45

Service	Activity	Unit Price	Activity Charge	Required Balances
Maintenance Fee	1	15.0000	15.00	70,645.16
Checks Written	3	.1700	.51	2,401.94
Deposits Made	14	.4000	5.60	26,374.19
On-US Items Deposited	6	.0900	.54	2,543.23
Regular Statement	1	.0000	.00	
Total Services And Required Balances			21.65	101,964.52
Current Month Net Loss			21.20-	99,845.16
Your Account Will Be Charged			21.20-	

012442

FIRST VOLUNTEER BANK

728 Broad Street, P.O. Box 11167, Chattanooga, TN 37402

Return Service Requested

Customer Service
1-866-668-4700
www.firstvolunteer.com

Page: **1 of 4**
Statement Date: **06/29/18**
Primary Account: **XXXXXX7610**
Enclosures:

012442 0.8500 MB 0.424 TR00042

VLTR
NAVITAS TN NG, LLC
3186 D AIRWAY AVE
COSTA MESA, CA 92626-4650

Commercial Checking

June 1, 2018 thru July 1, 2018

Account Summary — Account: XXXXXX7610

Commercial Checking			
Account Number	XXXXXX7610	Statement Dates	6/01/18 thru 7/01/18
Previous Balance	237.34	Days This Statement Period	31
14 Deposits/Credits	1,934.63	Average Ledger	1,032.37
1 Checks/Debits	20.96	Average Collected	1,032.37
Service Charge	0.00		
Interest Paid	0.00		
Current Balance	2,151.01		

Overdraft and Returned Item Fees	Total For This Period	Total Year-to-Date
Total Overdraft Fees	0.00	33.93
Total Returned Item Fees	0.00	0.00

+ Deposits and Additions — Account: XXXXXX7610

Date	Description	Amount
6/04	Counter Deposit	223.26
6/11	Counter Deposit	50.00
6/12	Counter Deposit	172.15
6/14	Counter Deposit	123.92
6/15	Counter Deposit	56.96
6/18	Counter Deposit	44.62
6/19	Counter Deposit	26.27
6/20	Counter Deposit	161.52
6/21	Counter Deposit	54.29
6/22	Counter Deposit	426.80
6/25	Counter Deposit	15.47
6/26	Counter Deposit	267.63
6/28	Counter Deposit	283.99
6/29	Counter Deposit	27.75

250+ 4.63 >

Have you heard?
There's a new card in town

Our new CheckCard means more convenience and better security for you.

FIRST VOLUNTEER BANK
The Bank with Personality!

(866) 668-4700
firstvolunteer.com

VLTR-003-012442-001-002-180630 012442 K05
92626465076

HOW TO BALANCE YOUR ACCOUNT

1. Subtract from your check register any service, miscellaneous or automatic charge(s) posted on this statement.
2. Mark (✔) your register after each check listed on front of statement.
3. Check off deposits shown on the statement against those shown in your check register.
4. Complete the form at right.
5. The final "balance" in the form to the right should agree with your check register balance. If it does not, read "HINTS FOR FINDING DIFFERENCES" below.

NEW BALANCE TRANSFER AMOUNT FROM OTHER SIDE	$	
ADD DEPOSITS MADE SINCE ENDING DATE ON STATEMENT		
SUB TOTAL	$	

CHECKS NOT LISTED ON THIS OR PRIOR STATEMENTS

NUMBER	AMOUNT	

TOTAL CHECKS NOT LISTED →

SUBTRACT TOTAL CHECKS NOT LISTED FROM SUB-TOTAL ABOVE. **BALANCE**	$	

THIS SHOULD AGREE WITH YOUR CHECK REGISTER BALANCE

HINTS FOR FINDING DIFFERENCES

Recheck all additions and subtractions or corrections.

Verify the carryover balance from page to page in your check register.

Make sure you have subtracted the service or miscellaneous charge(s) from your check register balance.

In Case of Errors or Questions About Your Electronic Transfers on Your CONSUMER ACCOUNTS

Telephone or write us at the phone number or address shown on the front of your statement as soon as you can, if you think your statement or receipt is wrong or if you need more information about a transfer listed on the statement or receipt. We must hear from you no later than 60 days after we sent the FIRST statement on which the problem or error appeared.

1. Tell us your name and account number.
2. Describe the error or the transfer you are unsure about and explain as clearly as you can why you believe it is an error or why you need more information. Tell us the dollar amount of the suspected error.
3. For a bill payment, tell us the number of the account used to pay the bill, the applicable payee name and account number, and the date the payment was sent, the payment amount and the payment reference number.

If you tell us orally, we may require that you send us your compliant or questions in writing in 10 business days.

In general, we will tell you the results of our investigation within ten (10) business days after we hear from you. However, we may take up to forty-five (45) days, or ninety (90) days in the case of a new account, Point of Sale, Foreign initiated transactions to investigate your complaint or question. In this case, we may provisionally credit your account so that you have use of the money during the time it takes us to complete our investigation. If you fail to provide your complaint or question in writing within ten (10) business days of a request from us to do so, we reserve the right to not provisionally credit your account. If we decide to provide this provisional credit, we will credit your account within ten (10) business days, or twenty (20) business days in the case of a new account. An account is considered a new account for 30 days after the first deposit is made, if you are a new customer.

We will tell you the results within three (3) business days after completing our investigation. If we determine that there was no error, we will debit any provisional amounts credited to your account. You may request copies of any documents that we use in our investigation.

Have your tried our Free electronic services?

Internet Banking – check your balances, see which checks have cleared, pay bills with Free Bill Pay, transfer funds from one account to another and more.

eStatements – receive your banking statement electronically and reduce the risk of mail fraud and identity theft. Store your statements all in one secure electronic file.

Mobile Banking – our Mobile Banking App lets you bank on the go and puts everyday banking at your fingertips from your smartphone or tablet. Get the App from the Apple App Store or Google Play.

FIRST VOLUNTEER BANK

Member FDIC

(REV. 06/2015)

Commercial Checking (Continued)

June 1, 2018 thru July 1, 2018

Checks and Withdrawals

Account: XXXXXX7610

Date	Description	Amount
6/29	Account Analysis Charge	20.96-

Daily Balance Information

Account: XXXXXX7610

Date	Balance	Date	Balance	Date	Balance
6/01	237.34	6/15	863.63	6/22	1,577.13
6/04	460.60	6/18	908.25	6/25	1,592.60
6/11	510.60	6/19	934.52	6/26	1,860.23
6/12	682.75	6/20	1,096.04	6/28	2,144.22
6/14	806.67	6/21	1,150.33	6/29	2,151.01

VLTR-003-012442-001-002-180630 012442 K05

FIRST VOLUNTEER


Received From FIRST VOLUNTEER BANK
CHECKING DEPOSIT
Date 6-4-18 Name Navitas
Acknowledge Receipt Of Cash Returned By Signing Above
Deposits May Not Be Available For Immediate Withdrawal
ACCOUNT NUMBER
304157610
CASH
SUBTOTAL
LESS CASH RECEIVED
$ 223.26
223.26
DOCUMENT Drawer: 33105 06/04/18
Trans#: 61 16:49:41
Checking Deposit
**********3887
:0613033481: 42

06/04/18 $223.26


Received From FIRST VOLUNTEER BANK
CHECKING DEPOSIT
Date 6/19 Name Navitas
Acknowledge Receipt Of Cash Returned By Signing Above
Deposits May Not Be Available For Immediate Withdrawal
ACCOUNT NUMBER
304157610
CASH
SUBTOTAL
LESS CASH RECEIVED
$ 26.27
26.27
DOCUMENT Drawer: 33104 06/19/18
Trans#: 35 16:32:45
Checking Deposit
**********7610
:0613033481: 42

06/19/18 $26.27


Received From FIRST VOLUNTEER BANK
CHECKING DEPOSIT
Date 6-11-18 Name Navitas
Acknowledge Receipt Of Cash Returned By Signing Above
Deposits May Not Be Available For Immediate Withdrawal
ACCOUNT NUMBER
304157610
CASH
SUBTOTAL
LESS CASH RECEIVED
$ 50.00
50.00
DOCUMENT Drawer: 33105 06/11/18
Trans#: 89 16:48:15
Checking Deposit
**********7610
:0613033481: 42

06/11/18 $50.00


Received From FIRST VOLUNTEER BANK
CHECKING DEPOSIT
Date 6-20-18 Name Navitas
Acknowledge Receipt Of Cash Returned By Signing Above
Deposits May Not Be Available For Immediate Withdrawal
ACCOUNT NUMBER
304157610
CASH
35.87
32.15
93.50
SUBTOTAL
LESS CASH RECEIVED
$ 161.52
161.52
DOCUMENT Drawer: 33105 06/20/18
Trans#: 48 16:41:23
Checking Deposit
**********7610
:0613033481: 42

06/20/18 $161.52


Received From FIRST VOLUNTEER BANK
CHECKING DEPOSIT
Date 6/12 Name Navitas
Acknowledge Receipt Of Cash Returned By Signing Above
Deposits May Not Be Available For Immediate Withdrawal
ACCOUNT NUMBER
304157610
CASH
SUBTOTAL
LESS CASH RECEIVED
$ 172.15
172.15
DOCUMENT Drawer: 33104 06/12/18
Trans#: 27 16:32:47
Checking Deposit
**********7610
:0613033481: 42

06/12/18 $172.15


Received From FIRST VOLUNTEER BANK
CHECKING DEPOSIT
Date 6/21 Name Navitas
Acknowledge Receipt Of Cash Returned By Signing Above
Deposits May Not Be Available For Immediate Withdrawal
ACCOUNT NUMBER
304157610
CASH
SUBTOTAL
LESS CASH RECEIVED
$ 54.29
54.29
DOCUMENT Drawer: 33104 06/21/18
Trans#: 57 16:41:52
Checking Deposit
**********7610
:0613033481: 42

06/21/18 $54.29


Received From FIRST VOLUNTEER BANK
CHECKING DEPOSIT
Date 6/14 Name Navitas
Acknowledge Receipt Of Cash Returned By Signing Above
Deposits May Not Be Available For Immediate Withdrawal
ACCOUNT NUMBER
304157610
CASH
SUBTOTAL
LESS CASH RECEIVED
$ 123.92
123.92
DOCUMENT Drawer: 33104 06/14/18
Trans#: 61 16:36:52
Checking Deposit
**********7610
:0613033481: 42

06/14/18 $123.92

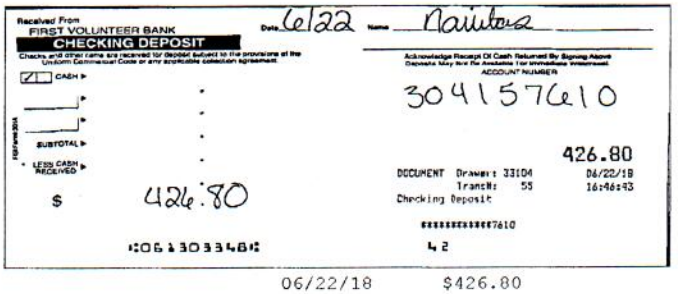
Received From FIRST VOLUNTEER BANK
CHECKING DEPOSIT
Date 6/22 Name Navitas
Acknowledge Receipt Of Cash Returned By Signing Above
Deposits May Not Be Available For Immediate Withdrawal
ACCOUNT NUMBER
304157610
CASH
SUBTOTAL
LESS CASH RECEIVED
$ 426.80
426.80
DOCUMENT Drawer: 33104 06/22/18
Trans#: 55 16:46:43
Checking Deposit
**********7610
:0613033481: 42

06/22/18 $426.80


Received From FIRST VOLUNTEER BANK
CHECKING DEPOSIT
Date 6/15 Name Navitas
Acknowledge Receipt Of Cash Returned By Signing Above
Deposits May Not Be Available For Immediate Withdrawal
ACCOUNT NUMBER
304157610
CASH
SUBTOTAL
LESS CASH RECEIVED
$ 56.96
56.96
DOCUMENT Drawer: 33104 06/15/18
Trans#: 48 16:23:54
Checking Deposit
**********7610
:0613033481: 42

06/15/18 $56.96


Received From FIRST VOLUNTEER BANK
CHECKING DEPOSIT
Date 6/25 Name Navitas
Acknowledge Receipt Of Cash Returned By Signing Above
Deposits May Not Be Available For Immediate Withdrawal
ACCOUNT NUMBER
304157610
CASH
SUBTOTAL
LESS CASH RECEIVED
$ 15.47
15.47
DOCUMENT Drawer: 33104 06/25/18
Trans#: 63 16:38:41
Checking Deposit
**********7610
:0613033481: 42

06/25/18 $15.47


Received From FIRST VOLUNTEER BANK
CHECKING DEPOSIT
Date 6/18 Name Navitas
Acknowledge Receipt Of Cash Returned By Signing Above
Deposits May Not Be Available For Immediate Withdrawal
ACCOUNT NUMBER
304157610
CASH
SUBTOTAL
LESS CASH RECEIVED
$ 44.62
44.62
DOCUMENT Drawer: 33104 06/18/18
Trans#: 31 16:34:56
Checking Deposit
**********7610
:0613033481: 42

06/18/18 $44.62


Received From FIRST VOLUNTEER BANK
CHECKING DEPOSIT
Date 6/26 Name Navitas
Acknowledge Receipt Of Cash Returned By Signing Above
Deposits May Not Be Available For Immediate Withdrawal
ACCOUNT NUMBER
304157610
CASH
SUBTOTAL
LESS CASH RECEIVED
$ 267.63
267.63
DOCUMENT Drawer: 33104 06/26/18
Trans#: 49 16:33:30
Checking Deposit
**********7610
:0613033481: 42

06/26/18 $267.63

VLTR-003-012442-001-002-180630 012442 K05

FIRST VOLUNTEER



Received From
FIRST VOLUNTEER BANK
CHECKING DEPOSIT
Checks and other items are received for deposit subject to the provisions of the Uniform Commercial Code or any applicable collection agreement.

Date 6/26 Name Navidas

Acknowledge Receipt Of Cash Returned By Signing Above
Deposits May Not Be Available For Immediate Withdrawal.
ACCOUNT NUMBER
304157610

CASH
SUBTOTAL
LESS CASH RECEIVED
$ 283.99

283.99
DOCUMENT Drawer: 33104 06/28/18
Transit: 51 16:45:32
Checking Deposit
************7610
42

⑆061303348⑆

06/28/18 $283.99



Received From
FIRST VOLUNTEER BANK
CHECKING DEPOSIT
Checks and other items are received for deposit subject to the provisions of the Uniform Commercial Code or any applicable collection agreement.

Date 6/29 Name Navidas

Acknowledge Receipt Of Cash Returned By Signing Above
Deposits May Not Be Available For Immediate Withdrawal.
ACCOUNT NUMBER
304157610

CASH
SUBTOTAL
LESS CASH RECEIVED
$ 27.75

27.75
DOCUMENT Drawer: 33104 06/29/18
Transit: 76 16:29:03
Checking Deposit
************7610
42

⑆061303348⑆

06/29/18 $27.75

FIRST VOLUNTEER BANK

728 Broad Street, P.O. Box 11167, Chattanooga, TN 37402
Return Service Requested

JUNE 2018

304157610

INDIVIDUAL SUMMARY ANALYSIS

VLAASTMT 180630-00205-0001

NO BRE

00205 0.3770 WCL0001
NAVITAS TN NG, LLC
3186 D AIRWAY AVE
COSTA MESA, CA 92626-4650

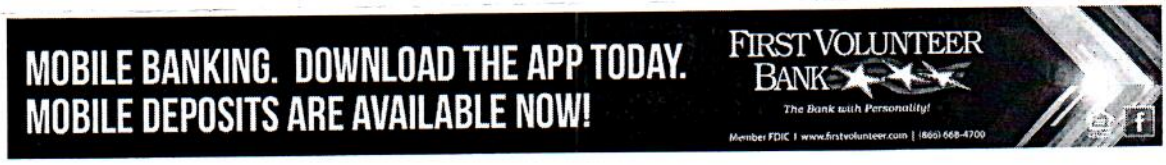

OFFICER: SHELA POWERS
Phone No: (423) 668-4700
Branch: 33

DATE PREPARED 6/29/18
Days In Statement Cycle 30
Commercial Account Analysis

Average Daily Ledger Balance		994.38	
Less Average Daily Float		.00	
Average Daily Collected Balance		994.38	
Average Collected Negative Balance		.00	
Average Collected Positive Balance		994.38	
Less Required Reserves	10.000%	99.43	
Balances Available For Other Services		894.95	
Earnings On		$894.95	
	At	.250000%	.18
Negative Balance Service Charge On		$.00	
	At	.000000%	.00
Net Earnings Credit			.18

Service	Activity	Unit Price	Activity Charge	Required Balances
Maintenance Fee	1	15.0000	15.00	73,000.00
Deposits Made	14	.4000	5.60	27,253.33
On-US Items Deposited	6	.0900	.54	2,628.00
Regular Statement	1	.0000	.00	
Total Services And Required Balances			21.14	102,881.33
Current Month Net Loss			20.96-	102,005.33
Your Account Will Be Charged			20.96-	

FIRST VOLUNTEER BANK

728 Broad Street, P.O. Box 11167, Chattanooga, TN 37402
Return Service Requested

MAY 2018

304157610

INDIVIDUAL SUMMARY ANALYSIS

VLAASTMT 180601-00220-0001

NO BRE

00220 0.3770 WCL0001
NAVITAS TN NG, LLC
3186 D AIRWAY AVE
COSTA MESA, CA 92626-4650

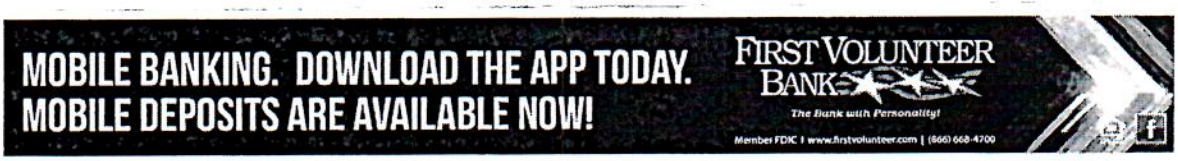

OFFICER: SHELA POWERS
Phone No: (423) 668-4700
Branch: 33

DATE PREPARED 5/31/18
Days In Statement Cycle 31
Commercial Account Analysis

Average Daily Ledger Balance		1,999.61	
Less Average Daily Float		.00	
Average Daily Collected Balance		1,999.61	
Average Collected Negative Balance		15.25-	
Average Collected Positive Balance		2,380.53	
Less Required Reserves	10.000%	238.05	
Balances Available For Other Services		2,142.48	
Earnings On		$2,142.48	
	At	.250000%	.45
Negative Balance Service Charge On		$15.25-	
	At	.000000%	.00
Net Earnings Credit			.45

Service	Activity	Unit Price	Activity Charge	Required Balances
Maintenance Fee	1	15.0000	15.00	70,645.16
Checks Written	3	.1700	.51	2,401.94
Deposits Made	14	.4000	5.60	26,374.19
On-US Items Deposited	6	.0900	.54	2,543.23
Regular Statement	1	.0000	.00	
Total Services And Required Balances			21.65	101,964.52
Current Month Net Loss			21.20-	99,845.16
Your Account Will Be Charged			21.20-	

006275

FIRST VOLUNTEER BANK

728 Broad Street, P.O. Box 11167, Chattanooga, TN 37402

Return Service Requested

Customer Service
1-866-668-4700
www.firstvolunteer.com

Statement Date: 07/31/18
Primary Account: XXXXXX7610
Enclosures: 2

006275 0.8500 MB 0.424 TR00024

VLTR

NAVITAS TN NG, LLC
3186 D AIRWAY AVE
COSTA MESA, CA 92626-4650

Commercial Checking

July 2, 2018 thru July 31, 2018

Account Summary — Account: XXXXXX7610

Commercial Checking		Number of Enclosures	2
Account Number	XXXXXX7610	Statement Dates 7/02/18 thru	7/31/18
Previous Balance	2,151.01	Days This Statement Period	30
15 Deposits/Credits	2,428.98	Average Ledger	1,582.03
3 Checks/Debits	3,775.49	Average Collected	1,582.03
Service Charge	0.00		
Interest Paid	0.00		
Current Balance	804.50		

Overdraft and Returned Item Fees	Total For This Period	Total Year-to-Date
Total Overdraft Fees	0.00	33.93
Total Returned Item Fees	0.00	0.00

+ Deposits and Additions — Account: XXXXXX7610

Date	Description	Amount
7/02	Counter Deposit	15.95
7/09	Counter Deposit	250.00
7/11	Counter Deposit	106.84
7/12	Counter Deposit	85.32
7/13	Counter Deposit	70.74
7/16	Counter Deposit	1,132.00
7/17	Counter Deposit	31.16
7/18	Counter Deposit	42.76
7/19	Counter Deposit	18.00
7/20	Counter Deposit	84.50
7/23	Counter Deposit	269.00
7/26	Counter Deposit	250.00
7/27	Counter Deposit	17.63
7/30	Counter Deposit	9.00
7/31	Counter Deposit	46.08

60.76
(250+84.50+269)

VLTR-003-006275-001-002-180801 006275 K05
92626465076

Have you heard?
There's a new card in town

Our new CheckCard means more convenience and better security for you.

FIRST VOLUNTEER BANK
The Bank with Personality!

(866) 668-4700
firstvolunteer.com

HOW TO BALANCE YOUR ACCOUNT

1. Subtract from your check register any service, miscellaneous or automatic charge(s) posted on this statement.
2. Mark (✔) your register after each check listed on front of statement.
3. Check off deposits shown on the statement against those shown in your check register.
4. Complete the form at right.
5. The final "balance" in the form to the right should agree with your check register balance. If it does not, read "HINTS FOR FINDING DIFFERENCES" below.

NEW BALANCE TRANSFER AMOUNT FROM OTHER SIDE	$	
ADD DEPOSITS MADE SINCE ENDING DATE ON STATEMENT		
SUB TOTAL	$	
CHECKS NOT LISTED ON THIS OR PRIOR STATEMENTS		
NUMBER / **AMOUNT**		
TOTAL CHECKS NOT LISTED →		
SUBTRACT TOTAL CHECKS NOT LISTED FROM SUB-TOTAL ABOVE. **BALANCE**	$	

THIS SHOULD AGREE WITH YOUR CHECK REGISTER BALANCE

HINTS FOR FINDING DIFFERENCES

Recheck all additions and subtractions or corrections.

Verify the carryover balance from page to page in your check register.

Make sure you have subtracted the service or miscellaneous charge(s) from your check register balance.

In Case of Errors or Questions About Your Electronic Transfers on Your CONSUMER ACCOUNTS

Telephone or write us at the phone number or address shown on the front of your statement as soon as you can, if you think your statement or receipt is wrong or if you need more information about a transfer listed on the statement or receipt. We must hear from you no later than 60 days after we sent the FIRST statement on which the problem or error appeared.

1. Tell us your name and account number.
2. Describe the error or the transfer you are unsure about and explain as clearly as you can why you believe it is an error or why you need more information. Tell us the dollar amount of the suspected error.
3. For a bill payment, tell us the number of the account used to pay the bill, the applicable payee name and account number, and the date the payment was sent, the payment amount and the payment reference number.

If you tell us orally, we may require that you send us your compliant or questions in writing in 10 business days.

In general, we will tell you the results of our investigation within ten (10) business days after we hear from you. However, we may take up to forty-five (45) days, or ninety (90) days in the case of a new account, Point of Sale, Foreign initiated transactions to investigate your complaint or question. In this case, we may provisionally credit your account so that you have use of the money during the time it takes us to complete our investigation. If you fail to provide your complaint or question in writing within ten (10) business days of a request from us to do so, we reserve the right to not provisionally credit your account. If we decide to provide this provisional credit, we will credit your account within ten (10) business days, or twenty (20) business days in the case of a new account. An account is considered a new account for 30 days after the first deposit is made, if you are a new customer.

We will tell you the results within three (3) business days after completing our investigation. If we determine that there was no error, we will debit any provisional amounts credited to your account. You may request copies of any documents that we use in our investigation.

Have your tried our Free electronic services?

Internet Banking – check your balances, see which checks have cleared, pay bills with Free Bill Pay, transfer funds from one account to another and more.

eStatements – receive your banking statement electronically and reduce the risk of mail fraud and identity theft. Store your statements all in one secure electronic file.

Mobile Banking – our Mobile Banking App lets you bank on the go and puts everyday banking at your fingertips from your smartphone or tablet. Get the App from the Apple App Store or Google Play.

FIRST VOLUNTEER BANK

Member FDIC

(REV. 06/2015)

Commercial Checking (Continued)

July 2, 2018 thru July 31, 2018

Checks and Withdrawals

Account: XXXXXX7610

Date	Description	Amount
7/31	Account Analysis Charge	21.49-

CHECKS

Account: XXXXXX7610

Date	Check No	Amount	Date	Check No	Amount
7/03	1065	1,329.00	7/26	1066	2,425.00

* Indicates Skip in Check Number

Daily Balance Information

Account: XXXXXX7610

Date	Balance	Date	Balance	Date	Balance
7/02	2,166.96	7/16	2,482.86	7/26	753.28
7/03	837.96	7/17	2,514.02	7/27	770.91
7/09	1,087.96	7/18	2,556.78	7/30	779.91
7/11	1,194.80	7/19	2,574.78	7/31	804.50
7/12	1,280.12	7/20	2,659.28		
7/13	1,350.86	7/23	2,928.28		

VLTR-003-006275-001-002-180801 006275 K05

FIRST VOLUNTEER


Received From FIRST VOLUNTEER BANK
CHECKING DEPOSIT
Date 7/2 Name Navitas2
Acknowledge Receipt Of Cash Returned By Signing Above
Deposits May Not Be Available For Immediate Withdrawal
ACCOUNT NUMBER
304157610
CASH
SUBTOTAL
LESS CASH RECEIVED
$ 15.95
15.95
DOCUMENT Drawer: 33104 07/02/18
Trans#: 58 16:45:59
Checking Deposit
:0613033481: 42

07/02/18 $15.95


Received From FIRST VOLUNTEER BANK
CHECKING DEPOSIT
Date 7/17 Name Navitas
Acknowledge Receipt Of Cash Returned By Signing Above
Deposits May Not Be Available For Immediate Withdrawal
ACCOUNT NUMBER
304157610
CASH
SUBTOTAL
LESS CASH RECEIVED
$ 31.16
31.16
Checking Deposit
:0613033481: 42

07/17/18 $31.16


Received From FIRST VOLUNTEER BANK
CHECKING DEPOSIT
Date 7/9 Name Davitas
Acknowledge Receipt Of Cash Returned By Signing Above
Deposits May Not Be Available For Immediate Withdrawal
ACCOUNT NUMBER
304157610
CASH
SUBTOTAL
LESS CASH RECEIVED
$ 250.00
250.00
DOCUMENT Drawer: 33104 07/09/18
Trans#: 54 16:31:46
Checking Deposit
:0613033481: 42

07/09/18 $250.00


Received From FIRST VOLUNTEER BANK
CHECKING DEPOSIT
Date 7/18/18 Name Navitas, LLC
Acknowledge Receipt Of Cash Returned By Signing Above
Deposits May Not Be Available For Immediate Withdrawal
ACCOUNT NUMBER
304157610
CASH
SUBTOTAL
LESS CASH RECEIVED
$ 42.76
42.76
DOCUMENT Drawer: 33101 07/18/18
Trans#: 11 11:57:14
Checking Deposit
:0613033481: 42

07/18/18 $42.76


Received From FIRST VOLUNTEER BANK
CHECKING DEPOSIT
Date 7/11/18 Name Navitas LLC
Acknowledge Receipt Of Cash Returned By Signing Above
Deposits May Not Be Available For Immediate Withdrawal
ACCOUNT NUMBER
304157610
CASH
SUBTOTAL
LESS CASH RECEIVED
$ 106.84
106.84
DOCUMENT Drawer: 33101 07/11/18
Trans#: 12 11:46:42
Checking Deposit
:0613033481: 42

07/11/18 $106.84


Received From FIRST VOLUNTEER BANK
CHECKING DEPOSIT
Date 7/19 Name Navitas
Acknowledge Receipt Of Cash Returned By Signing Above
Deposits May Not Be Available For Immediate Withdrawal
ACCOUNT NUMBER
304157610
CASH
SUBTOTAL
LESS CASH RECEIVED
$ 18.00
18.00
DOCUMENT Drawer: 33104 07/19/18
Trans#: 47 16:39:40
Checking Deposit
:0613033481: 42

07/19/18 $18.00


Received From FIRST VOLUNTEER BANK
CHECKING DEPOSIT
Date 7/12 Name Navitas
Acknowledge Receipt Of Cash Returned By Signing Above
Deposits May Not Be Available For Immediate Withdrawal
ACCOUNT NUMBER
304157610
CASH
SUBTOTAL
LESS CASH RECEIVED
$ 85.32
85.32
07/12/18
Checking Deposit
:0613033481: 42

07/12/18 $85.32


Received From FIRST VOLUNTEER BANK
CHECKING DEPOSIT
Date 7/20 Name Navitas
Acknowledge Receipt Of Cash Returned By Signing Above
Deposits May Not Be Available For Immediate Withdrawal
ACCOUNT NUMBER
304157610
CASH
SUBTOTAL
LESS CASH RECEIVED
$ 84.50
84.50
DOCUMENT Drawer: 33104 07/20/18
Trans#: 50 16:44:42
Checking Deposit
:0613033481: 42

07/20/18 $84.50


Received From FIRST VOLUNTEER BANK
CHECKING DEPOSIT
Date 7/13 Name Navitas
Acknowledge Receipt Of Cash Returned By Signing Above
Deposits May Not Be Available For Immediate Withdrawal
ACCOUNT NUMBER
304157610
CASH
SUBTOTAL
LESS CASH RECEIVED
$ 70.74
70.74
Checking Deposit
:0613033481: 42

07/13/18 $70.74


Received From FIRST VOLUNTEER BANK
CHECKING DEPOSIT
Date 7/23 Name Navitas
Acknowledge Receipt Of Cash Returned By Signing Above
Deposits May Not Be Available For Immediate Withdrawal
ACCOUNT NUMBER
304157610
CASH
SUBTOTAL
LESS CASH RECEIVED
$ 269.00
269.00
DOCUMENT Drawer: 33104 07/23/18
Trans#: 77 16:41:58
Checking Deposit
:0613033481: 42

07/23/18 $269.00


Received From FIRST VOLUNTEER BANK
CHECKING DEPOSIT
Date 7/16 Name Navitas
Acknowledge Receipt Of Cash Returned By Signing Above
Deposits May Not Be Available For Immediate Withdrawal
ACCOUNT NUMBER
304157610
CASH
SUBTOTAL
LESS CASH RECEIVED
$ 1132.00
1132.00
Checking Deposit
:0613033481: 42

07/16/18 $1132.00


Received From FIRST VOLUNTEER BANK
CHECKING DEPOSIT
Date 7/26 Name Navitas
Acknowledge Receipt Of Cash Returned By Signing Above
Deposits May Not Be Available For Immediate Withdrawal
ACCOUNT NUMBER
304157610
CASH
SUBTOTAL
LESS CASH RECEIVED
$ 250.00
250.00
DOCUMENT Drawer: 33104 07/26/18
Trans#: 45 16:10:47
Checking Deposit
:0613033481: 42

07/26/18 $250.00

VLTR-003-006275-001-002-180801 006275 K05

FIRST VOLUNTEER


Received From FIRST VOLUNTEER BANK
CHECKING DEPOSIT
Checks and other items are received for deposit subject to the provisions of the Uniform Commercial Code or any applicable collection agreement.
Date 7/27 Name Navitas
Acknowledge Receipt Of Cash Returned By Signing Above
Deposits May Not Be Available For Immediate Withdrawal.
ACCOUNT NUMBER
304157610
CASH
SUBTOTAL
LESS CASH RECEIVED
$ 17.63
17.63
DOCUMENT Drawer: 33104 07/27/18
Trans#: 76 16:45:01
Checking Deposit
**********7610
42
:061303348:

07/27/18 $17.63


Received From FIRST VOLUNTEER BANK
CHECKING DEPOSIT
Checks and other items are received for deposit subject to the provisions of the Uniform Commercial Code or any applicable collection agreement.
Date 7-30-18 Name Navitas LLC
Acknowledge Receipt Of Cash Returned By Signing Above
Deposits May Not Be Available For Immediate Withdrawal.
ACCOUNT NUMBER
304157610
CASH
SUBTOTAL
LESS CASH RECEIVED
$ 9.00
9.00
DOCUMENT Drawer: 33105 07/30/18
Trans#: 86 16:33:23
Checking Deposit
**********7610
42
:061303348:

07/30/18 $9.00


Received From FIRST VOLUNTEER BANK
CHECKING DEPOSIT
Checks and other items are received for deposit subject to the provisions of the Uniform Commercial Code or any applicable collection agreement.
Date 7/31 Name Navitas
Acknowledge Receipt Of Cash Returned By Signing Above
Deposits May Not Be Available For Immediate Withdrawal.
ACCOUNT NUMBER
304157610
CASH
SUBTOTAL
LESS CASH RECEIVED
$ 46.08
46.08
DOCUMENT Drawer: 33104 07/31/18
Trans#: 38 16:24:51
Checking Deposit
**********7610
42
:061303348:

07/31/18 $46.08


NAVITAS TN NG, LLC
3186 D AIRWAY AVE.
COSTA MESA, CA 92626
1065
07-324513
Date 07/29/18
Pay to the Order of BANK 7 $ 1,329.00
ONE THOUSAND THREE HUNDRED TWENTY NINE AND 00/100 Dollars
FIRST VOLUNTEER BANK
The Bank with Personality!
For TRANSFER
:061303348: 0304157610" 1065

1065 07/03/18 $1329.00


NAVITAS TN NG, LLC
3186 D AIRWAY AVE.
COSTA MESA, CA 92626
1066
07-324513
Date 07/25/18
Pay to the Order of BANK 7 $ 2,425.00
TWO THOUSAND FOUR HUNDRED TWENTY FIVE AND 0/100 Dollars
FIRST VOLUNTEER BANK
The Bank with Personality!
For TRANSFER
:061303348: 0304157610" 1066

1066 07/26/18 $2425.00

FIRST VOLUNTEER BANK
728 Broad Street, P.O. Box 11167, Chattanooga, TN 37402
Return Service Requested

INDIVIDUAL SUMMARY ANALYSIS

VLAASTNT 180802-00190-0001
NO BRE

00190 0.3770 WCL0001
NAVITAS TN NG, LLC
3186 D AIRWAY AVE
COSTA MESA, CA 92626-4650



OFFICER: SHELA POWERS
Phone No: (423) 668-4700
Branch: 33

DATE PREPARED 7/31/18
Days In Statement Cycle 31
Commercial Account Analysis

Average Daily Ledger Balance		1,601.06	
Less Average Daily Float		.00	
Average Daily Collected Balance		1,601.06	
Average Collected Negative Balance		.00	
Average Collected Positive Balance		1,601.06	
Less Required Reserves	10.000%	160.10	
Balances Available For Other Services		1,440.96	
Earnings On		$1,440.96	
		At .250000%	.30
Negative Balance Service Charge On		$.00	
		At .000000%	.00
Net Earnings Credit			.30

Service	Activity	Unit Price	Activity Charge	Required Balances
Maintenance Fee	1	15.0000	15.00	70,645.16
Checks Written	2	.1700	.34	1,601.29
Deposits Made	15	.4000	6.00	28,258.06
On-US Items Deposited	5	.0900	.45	2,119.35
Regular Statement	1	.0000	.00	
Total Services And Required Balances			21.79	102,623.86
Current Month Net Loss			21.49-	101,210.96
Your Account Will Be Charged			21.49-	

006438

FIRST VOLUNTEER BANK

728 Broad Street, P.O. Box 11167, Chattanooga, TN 37402

Return Service Requested

Customer Service
1-866-668-4700
www.firstvolunteer.com

Page: **1 of 3**
Statement Date: **08/31/18**
Primary Account: **XXXXXX7610**
Enclosures: **1**

006438 0.8500 MB 0.424 TR00025

VLTR

NAVITAS TN NG, LLC
3186 D AIRWAY AVE
COSTA MESA, CA 92626-4650

Commercial Checking

August 1, 2018 thru September 3, 2018

Account Summary — Account: XXXXXX7610

Commercial Checking		Number of Enclosures	1
Account Number	XXXXXX7610	Statement Dates 8/01/18 thru	9/03/18
Previous Balance	804.50	Days This Statement Period	34
10 Deposits/Credits	1,719.93	Average Ledger	965.85
2 Checks/Debits	942.54	Average Collected	965.85
Service Charge	0.00		
Interest Paid	0.00		
Current Balance	1,581.89		

Overdraft and Returned Item Fees	Total For This Period	Total Year-to-Date
Total Overdraft Fees	0.00	33.93
Total Returned Item Fees	0.00	0.00

+ Deposits and Additions — Account: XXXXXX7610

Date	Description	Amount
8/13	Counter Deposit	90.66
8/14	Counter Deposit	61.16
8/15	Counter Deposit	9.00
8/16	Counter Deposit	26.00
8/17	Counter Deposit	9.00
8/17	Counter Deposit	42.47
8/20	Counter Deposit	42.39
8/27	Counter Deposit	19.80
8/27	Counter Deposit	33.12
8/30	Counter Deposit	1,386.33

- Checks and Withdrawals — Account: XXXXXX7610

Date	Description	Amount
8/31	Account Analysis Charge	19.54-

Have you heard?
There's a new card in town

Our new CheckCard means more convenience and better security for you.

FIRST VOLUNTEER BANK
The Bank with Personality!

(866) 668-4700
firstvolunteer.com

VLTR-003-006438-001-002-180901 006438 K05
9262465076

HOW TO BALANCE YOUR ACCOUNT

1. Subtract from your check register any service, miscellaneous or automatic charge(s) posted on this statement.
2. Mark (✔) your register after each check listed on front of statement.
3. Check off deposits shown on the statement against those shown in your check register.
4. Complete the form at right.
5. The final "balance" in the form to the right should agree with your check register balance. If it does not, read "HINTS FOR FINDING DIFFERENCES" below.

NEW BALANCE TRANSFER AMOUNT FROM OTHER SIDE	$	
ADD DEPOSITS MADE SINCE ENDING DATE ON STATEMENT		
SUB TOTAL	$	
CHECKS NOT LISTED ON THIS OR PRIOR STATEMENTS		
NUMBER / **AMOUNT**		
TOTAL CHECKS NOT LISTED →		
SUBTRACT TOTAL CHECKS NOT LISTED FROM SUB-TOTAL ABOVE. **BALANCE**	$	

THIS SHOULD AGREE WITH YOUR CHECK REGISTER BALANCE

HINTS FOR FINDING DIFFERENCES

Recheck all additions and subtractions or corrections.

Verify the carryover balance from page to page in your check register.

Make sure you have subtracted the service or miscellaneous charge(s) from your check register balance.

In Case of Errors or Questions About Your Electronic Transfers on Your CONSUMER ACCOUNTS

Telephone or write us at the phone number or address shown on the front of your statement as soon as you can, if you think your statement or receipt is wrong or if you need more information about a transfer listed on the statement or receipt. We must hear from you no later than 60 days after we sent the FIRST statement on which the problem or error appeared.

1. Tell us your name and account number.
2. Describe the error or the transfer you are unsure about and explain as clearly as you can why you believe it is an error or why you need more information. Tell us the dollar amount of the suspected error.
3. For a bill payment, tell us the number of the account used to pay the bill, the applicable payee name and account number, and the date the payment was sent, the payment amount and the payment reference number.

If you tell us orally, we may require that you send us your compliant or questions in writing in 10 business days.

In general, we will tell you the results of our investigation within ten (10) business days after we hear from you. However, we may take up to forty-five (45) days, or ninety (90) days in the case of a new account, Point of Sale, Foreign initiated transactions to investigate your complaint or question. In this case, we may provisionally credit your account so that you have use of the money during the time it takes us to complete our investigation. If you fail to provide your complaint or question in writing within ten (10) business days of a request from us to do so, we reserve the right to not provisionally credit your account. If we decide to provide this provisional credit, we will credit your account within ten (10) business days, or twenty (20) business days in the case of a new account. An account is considered a new account for 30 days after the first deposit is made, if you are a new customer.

We will tell you the results within three (3) business days after completing our investigation. If we determine that there was no error, we will debit any provisional amounts credited to your account. You may request copies of any documents that we use in our investigation.

Have your tried our Free electronic services?
Internet Banking – check your balances, see which checks have cleared, pay bills with Free Bill Pay, transfer funds from one account to another and more.
eStatements – receive your banking statement electronically and reduce the risk of mail fraud and identity theft. Store your statements all in one secure electronic file.
Mobile Banking – our Mobile Banking App lets you bank on the go and puts everyday banking at your fingertips from your smartphone or tablet. Get the App from the Apple App Store or Google Play.

FIRST VOLUNTEER BANK

Member FDIC

(REV. 06/2015)

Commercial Checking (Continued)

August 1, 2018 thru September 3, 2018

CHECKS

Account: XXXXXX7610

Date	Check No	Amount	Date	Check No	Amount
8/27	1067	923.00			

* Indicates Skip in Check Number

Daily Balance Information

Account: XXXXXX7610

Date	Balance	Date	Balance	Date	Balance
8/01	804.50	8/16	991.32	8/30	1,601.43
8/13	895.16	8/17	1,042.79	8/31	1,581.89
8/14	956.32	8/20	1,085.18		
8/15	965.32	8/27	215.10		

VLTR-003-006438-001-002-180901 006438 K05

FIRST VOLUNTEER


Received From FIRST VOLUNTEER BANK
CHECKING DEPOSIT
Date 8/13 Name Navitas
Acknowledge Receipt Of Cash Returned By Signing Above
Deposits May Not Be Available For Immediate Withdrawal
ACCOUNT NUMBER
304157610
CASH $ 90.66
SUBTOTAL
LESS CASH RECEIVED
$ 90.66
90.66
DOCUMENT Drawer: 33104 08/13/18
Trans#: 105 16:42:20
Checking Deposit
*******7610
:061303348: 42

08/13/18 $90.66


Received From FIRST VOLUNTEER BANK
CHECKING DEPOSIT
Date 8-20-18 Name Navitas
Acknowledge Receipt Of Cash Returned By Signing Above
Deposits May Not Be Available For Immediate Withdrawal
ACCOUNT NUMBER
304157610
CASH $ 42.39
SUBTOTAL
LESS CASH RECEIVED
42.39
DOCUMENT Drawer: 33105
Trans#: 80
Checking Deposit
*******7610
:061303348: 42

08/20/18 $42.39


Received From FIRST VOLUNTEER BANK
CHECKING DEPOSIT
Date 8/14 Name Navitas
Acknowledge Receipt Of Cash Returned By Signing Above
Deposits May Not Be Available For Immediate Withdrawal
ACCOUNT NUMBER
304157610
CASH $ 61.16
SUBTOTAL
LESS CASH RECEIVED
61.16
DOCUMENT Drawer: 33104 08/14/18
Trans#: 43 16:21:21
Checking Deposit
*******7610
:061303348: 42

08/14/18 $61.16


Received From FIRST VOLUNTEER BANK
CHECKING DEPOSIT
Date 8-27-18 Name Navitas
Acknowledge Receipt Of Cash Returned By Signing Above
Deposits May Not Be Available For Immediate Withdrawal
ACCOUNT NUMBER
304157610
CASH $ 19.80
SUBTOTAL
LESS CASH RECEIVED
19.00
Drawer: 33105
Trans#: 105
Checking Deposit
*******7610
:061303348: 42

08/27/18 $19.80


Received From FIRST VOLUNTEER BANK
CHECKING DEPOSIT
Date 8/15 Name Navitas
Acknowledge Receipt Of Cash Returned By Signing Above
Deposits May Not Be Available For Immediate Withdrawal
ACCOUNT NUMBER
304157610
CASH $ 9.00
SUBTOTAL
LESS CASH RECEIVED
9.00
DOCUMENT Drawer: 33104
Trans#: 29
Checking Deposit
*******7610
:061303348: 42

08/15/18 $9.00


Received From FIRST VOLUNTEER BANK
CHECKING DEPOSIT
Date 8-27-18 Name Navitas
Acknowledge Receipt Of Cash Returned By Signing Above
Deposits May Not Be Available For Immediate Withdrawal
ACCOUNT NUMBER
304157610
CASH $ 33.12
SUBTOTAL
LESS CASH RECEIVED
33.12
Drawer: 33104
Trans#: 79
Checking Deposit
*******7610
:061303348: 42

08/27/18 $33.12


Received From FIRST VOLUNTEER BANK
CHECKING DEPOSIT
Date 8-16-18 Name Navitas
Acknowledge Receipt Of Cash Returned By Signing Above
Deposits May Not Be Available For Immediate Withdrawal
ACCOUNT NUMBER
304157610
CASH $ 26.00
SUBTOTAL
LESS CASH RECEIVED
26.00
DOCUMENT Drawer: 33105
Trans#: 82
Checking Deposit
*******7610
:061303348: 42

08/16/18 $26.00


Received From FIRST VOLUNTEER BANK
CHECKING DEPOSIT
Date 8/30 Name Navitas
Acknowledge Receipt Of Cash Returned By Signing Above
Deposits May Not Be Available For Immediate Withdrawal
ACCOUNT NUMBER
304157610
CASH $ 1386.33
SUBTOTAL
LESS CASH RECEIVED
1386.33
Drawer: 33104
Trans#: 46
Checking Deposit
*******7610
:061303348: 42

08/30/18 $1386.33


Received From FIRST VOLUNTEER BANK
CHECKING DEPOSIT
Date 8/17 Name Navitas
Acknowledge Receipt Of Cash Returned By Signing Above
Deposits May Not Be Available For Immediate Withdrawal
ACCOUNT NUMBER
304157610
CASH $ 9.00
SUBTOTAL
LESS CASH RECEIVED
9.00
DOCUMENT Drawer: 33104
Trans#: 81
Checking Deposit
*******7610
:061303348: 42

08/17/18 $9.00


NAVITAS TN NG, LLC
3185 D AIRWAY AVE.
COSTA MESA, CA 92626
1067
87-334/612
08/24/18
Pay to the Order of BANK 7 $ 923.00
NINE HUNDRED TWENTY THREE AND 00/100 Dollars
FIRST VOLUNTEER BANK
The Bank with Personality!
For TRAVIS
:061303348: 0304157610" 1067

1067 08/27/18 $923.00


Received From FIRST VOLUNTEER BANK
CHECKING DEPOSIT
Date 8/17 Name Navitas
Acknowledge Receipt Of Cash Returned By Signing Above
Deposits May Not Be Available For Immediate Withdrawal
ACCOUNT NUMBER
304157610
CASH $ 42.47
SUBTOTAL
LESS CASH RECEIVED
42.47
DOCUMENT Drawer: 33104
Trans#: 76
Checking Deposit
*******7610
:061303348: 42

08/17/18 $42.47

VLTR-003-006438-001-002-180901 006438 K05

FIRST VOLUNTEER BANK
728 Broad Street, P.O. Box 11167, Chattanooga, TN 37402
Return Service Requested

INDIVIDUAL SUMMARY ANALYSIS

VLAASTMT 180901-00180-0001
NO BRE

00180 0.3770 WCL0001
NAVITAS TN NG, LLC
3186 D AIRWAY AVE
COSTA MESA, CA 92626-4650



OFFICER: SHELA POWERS
Phone No: (423) 668-4700
Branch: 33

DATE PREPARED 8/31/18
Days In Statement Cycle 31
Commercial Account Analysis

Average Daily Ledger Balance		904.35	
Less Average Daily Float		.00	
Average Daily Collected Balance		904.35	
Average Collected Negative Balance		.00	
Average Collected Positive Balance		904.35	
Less Required Reserves	10.000%	90.43	
Balances Available For Other Services		813.92	
Earnings On		$813.92	
	At	.250000%	.17
Negative Balance Service Charge On		$.00	
	At	.000000%	.00
Net Earnings Credit			.17

Service	Activity	Unit Price	Activity Charge	Required Balances
Maintenance Fee	1	15.0000	15.00	70,645.16
Checks Written	1	.1700	.17	800.65
Deposits Made	10	.4000	4.00	18,838.71
On-US Items Deposited	6	.0900	.54	2,543.23
Regular Statement	1	.0000	.00	
Total Services And Required Balances			19.71	92,827.75
Current Month Net Loss			19.54-	92,027.09
Your Account Will Be Charged			19.54-	

012332

FIRST VOLUNTEER BANK

728 Broad Street, P.O. Box 11167, Chattanooga, TN 37402

Return Service Requested

Customer Service
1-866-668-4700
www.firstvolunteer.com

Page: 1 of 4
Statement Date: 09/28/18
Primary Account: XXXXXX7610
Enclosures: 1

012332 0.8500 MB 0.424 TR00042

VLTR

NAVITAS TN NG, LLC
3186 D AIRWAY AVE
COSTA MESA, CA 92626-4650

Commercial Checking

September 4, 2018 thru September 30, 2018

Account Summary — Account: XXXXXX7610

Commercial Checking		Number of Enclosures	1
Account Number	XXXXXX7610	Statement Dates	9/04/18 thru 9/30/18
Previous Balance	1,581.89	Days This Statement Period	27
12 Deposits/Credits	1,206.79	Average Ledger	1,702.63
2 Checks/Debits	1,847.20	Average Collected	1,702.63
Service Charge	0.00		
Interest Paid	0.00		
Current Balance	941.48		

Overdraft and Returned Item Fees	Total For This Period	Total Year-to-Date
Total Overdraft Fees	0.00	33.93
Total Returned Item Fees	0.00	0.00

+ Deposits and Additions — Account: XXXXXX7610

Date	Description	Amount
9/10	Counter Deposit	38.67
9/11	Counter Deposit	18.00
9/12	Counter Deposit	11.16
9/13	Counter Deposit	50.00
9/14	Counter Deposit	121.91
9/18	Counter Deposit	21.96
9/20	Counter Deposit	72.46
9/21	Counter Deposit	49.36
9/24	Counter Deposit	17.63
9/26	Counter Deposit	9.00
9/27	Counter Deposit	250.00
9/28	Counter Deposit	546.64

- Checks and Withdrawals — Account: XXXXXX7610

Date	Description	Amount
9/28	Account Analysis Charge	20.20-

VLTR-003-012332-001-002-180929 012332 K03
92626465076

Have you heard?
There's a new card in town

Our new CheckCard means more convenience and better security for you.

FIRST VOLUNTEER BANK
The Bank with Personality!

(866) 668-4700
firstvolunteer.com

HOW TO BALANCE YOUR ACCOUNT

1. Subtract from your check register any service, miscellaneous or automatic charge(s) posted on this statement.
2. Mark (✔) your register after each check listed on front of statement.
3. Check off deposits shown on the statement against those shown in your check register.
4. Complete the form at right.
5. The final "balance" in the form to the right should agree with your check register balance. If it does not, read "HINTS FOR FINDING DIFFERENCES" below.

NEW BALANCE TRANSFER AMOUNT FROM OTHER SIDE	$	
ADD DEPOSITS MADE SINCE ENDING DATE ON STATEMENT		
SUB TOTAL	$	
CHECKS NOT LISTED ON THIS OR PRIOR STATEMENTS		
NUMBER / AMOUNT		
TOTAL CHECKS NOT LISTED →		
SUBTRACT TOTAL CHECKS NOT LISTED FROM SUB-TOTAL ABOVE. BALANCE	$	

THIS SHOULD AGREE WITH YOUR CHECK REGISTER BALANCE

HINTS FOR FINDING DIFFERENCES

Recheck all additions and subtractions or corrections.

Verify the carryover balance from page to page in your check register.

Make sure you have subtracted the service or miscellaneous charge(s) from your check register balance.

In Case of Errors or Questions About Your Electronic Transfers on Your CONSUMER ACCOUNTS

Telephone or write us at the phone number or address shown on the front of your statement as soon as you can, if you think your statement or receipt is wrong or if you need more information about a transfer listed on the statement or receipt. We must hear from you no later than 60 days after we sent the FIRST statement on which the problem or error appeared.

1. Tell us your name and account number.
2. Describe the error or the transfer you are unsure about and explain as clearly as you can why you believe it is an error or why you need more information. Tell us the dollar amount of the suspected error.
3. For a bill payment, tell us the number of the account used to pay the bill, the applicable payee name and account number, and the date the payment was sent, the payment amount and the payment reference number.

If you tell us orally, we may require that you send us your compliant or questions in writing in 10 business days.

In general, we will tell you the results of our investigation within ten (10) business days after we hear from you. However, we may take up to forty-five (45) days, or ninety (90) days in the case of a new account, Point of Sale, Foreign initiated transactions to investigate your complaint or question. In this case, we may provisionally credit your account so that you have use of the money during the time it takes us to complete our investigation. If you fail to provide your complaint or question in writing within ten (10) business days of a request from us to do so, we reserve the right to not provisionally credit your account. If we decide to provide this provisional credit, we will credit your account within ten (10) business days, or twenty (20) business days in the case of a new account. An account is considered a new account for 30 days after the first deposit is made, if you are a new customer.

We will tell you the results within three (3) business days after completing our investigation. If we determine that there was no error, we will debit any provisional amounts credited to your account. You may request copies of any documents that we use in our investigation.

Have your tried our Free electronic services?
Internet Banking – check your balances, see which checks have cleared, pay bills with Free Bill Pay, transfer funds from one account to another and more.
eStatements – receive your banking statement electronically and reduce the risk of mail fraud and identity theft. Store your statements all in one secure electronic file.
Mobile Banking – our Mobile Banking App lets you bank on the go and puts everyday banking at your fingertips from your smartphone or tablet. Get the App from the Apple App Store or Google Play.

FIRST VOLUNTEER BANK

Member FDIC

(REV. 06/2015)

Commercial Checking (Continued)

September 4, 2018 thru September 30, 2018

CHECKS

Account: XXXXXX7610

Date	Check No	Amount	Date	Check No	Amount
9/28	1068	1,827.00			

* Indicates Skip in Check Number

Daily Balance Information

Account: XXXXXX7610

Date	Balance	Date	Balance	Date	Balance
9/04	1,581.89	9/14	1,821.63	9/26	1,992.04
9/10	1,620.56	9/18	1,843.59	9/27	2,242.04
9/11	1,638.56	9/20	1,916.05	9/28	941.48
9/12	1,649.72	9/21	1,965.41		
9/13	1,699.72	9/24	1,983.04		

VLTR-003-012332-001-002-180929 012332 K03

FIRST VOLUNTEER


Received From FIRST VOLUNTEER BANK
CHECKING DEPOSIT
Date 9-10-18 Name Navitas
ACCOUNT NUMBER 304157610
CASH $ 38 67
SUBTOTAL
LESS CASH RECEIVED
38.67
DOCUMENT Drawer: 33105 09/10/18
Trans#: 108 16:23:39
Checking Deposit
#########7610
42
:061303348:

09/10/18 $38.67


Received From FIRST VOLUNTEER BANK
CHECKING DEPOSIT
Date 9-20-18 Name Navitas
ACCOUNT NUMBER 304157610
CASH $ 72 46
SUBTOTAL
LESS CASH RECEIVED
72.46
DOCUMENT Drawer: 33105 09/20/18
Trans#: 75 16:49:34
Checking Deposit
#########7610
42
:061303348:

09/20/18 $72.46


Received From FIRST VOLUNTEER BANK
CHECKING DEPOSIT
Date 9-11-18 Name Navitas
ACCOUNT NUMBER 304157610
CASH $ 18 00
SUBTOTAL
LESS CASH RECEIVED
18.00
DOCUMENT Drawer: 33105 09/11/18
Trans#: 50 16:19:54
Checking Deposit
#########7610
42
:061303348:

09/11/18 $18.00


Received From FIRST VOLUNTEER BANK
CHECKING DEPOSIT
Date 9-21-18 Name Navitas
ACCOUNT NUMBER 304157610
CASH $ 49 36
SUBTOTAL
LESS CASH RECEIVED
49.36
DOCUMENT Drawer: 33105 09/21/18
Trans#: 107 16:38:38
Checking Deposit
#########7610
42
:061303348:

09/21/18 $49.36


Received From FIRST VOLUNTEER BANK
CHECKING DEPOSIT
Date 9-12-18 Name Navitas
ACCOUNT NUMBER 304157610
CASH $ 11 16
SUBTOTAL
LESS CASH RECEIVED
11.16
DOCUMENT Drawer: 33105 09/12/18
Trans#: 41 11:21:49
Checking Deposit
#########7610
42
:061303348:

09/12/18 $11.16


Received From FIRST VOLUNTEER BANK
CHECKING DEPOSIT
Date 9-24-18 Name Navitas
ACCOUNT NUMBER 304157610
CASH $ 17 63
SUBTOTAL
LESS CASH RECEIVED
17.63
DOCUMENT Drawer: 33105 09/24/18
Trans#: 84 16:02:26
Checking Deposit
#########7610
42
:061303348:

09/24/18 $17.63


Received From FIRST VOLUNTEER BANK
CHECKING DEPOSIT
Date 9-13-18 Name Navitas
ACCOUNT NUMBER 304157610
CASH $ 50 00
SUBTOTAL
LESS CASH RECEIVED
50.00
DOCUMENT Drawer: 33105 09/13/18
Trans#: 59 16:28:43
Checking Deposit
#########7610
42
:061303348:

09/13/18 $50.00


Received From FIRST VOLUNTEER BANK
CHECKING DEPOSIT
Date 9-26-18 Name Navitas
ACCOUNT NUMBER 304157610
CASH $ 9 00
SUBTOTAL
LESS CASH RECEIVED
9.00
DOCUMENT Drawer: 33105 09/26/18
Trans#: 15 11:43:01
Checking Deposit
#########7610
42
:061303348:

09/26/18 $9.00


Received From FIRST VOLUNTEER BANK
CHECKING DEPOSIT
Date 9-14-18 Name Navitas
ACCOUNT NUMBER 304157610
CASH $ 121 91
SUBTOTAL
LESS CASH RECEIVED
121.91
DOCUMENT Drawer: 33105 09/14/18
Trans#: 78 16:39:32
Checking Deposit
#########7610
42
:061303348:

09/14/18 $121.91


Received From FIRST VOLUNTEER BANK
CHECKING DEPOSIT
Date 9-27-18 Name Navitas
ACCOUNT NUMBER 304157610
CASH $ 250 00
SUBTOTAL
LESS CASH RECEIVED
250.00
DOCUMENT Drawer: 33105 09/27/18
Trans#: 51 16:26:12
Checking Deposit
#########7610
42
:061303348:

09/27/18 $250.00


Received From FIRST VOLUNTEER BANK
CHECKING DEPOSIT
Date 9-18-18 Name Navitas
ACCOUNT NUMBER 304157610
CASH $ 21 96
SUBTOTAL
LESS CASH RECEIVED
21.96
DOCUMENT Drawer: 33105 09/18/18
Trans#: 44 16:33:32
Checking Deposit
#########7610
42
:061303348:

09/18/18 $21.96


Received From FIRST VOLUNTEER BANK
CHECKING DEPOSIT
Date 9-28-18 Name Navitas
ACCOUNT NUMBER 304157610
CASH $ 546 64
SUBTOTAL
LESS CASH RECEIVED
546.64
DOCUMENT Drawer: 33105 09/28/18
Trans#: 46 16:39:23
Checking Deposit
#########7610
42
:061303348:

09/28/18 $546.64

VLTR-003-012332-001-002-180929 012332 K03

FIRST VOLUNTEER

Period: 9/10/2018 To 9/28/2018

Account: 304157610



NAVITAS TN NG, LLC
3186 D AIRWAY AVE.
COSTA MESA, CA 92626

1068
87-234613

09/26/18
Date

Pay to the Order of BANK 7 $ 1-827 00/100

ONE THOUSAND EIGHT HUNDRED TWENTY SEVEN AND 0/100 Dollars

FIRST VOLUNTEER BANK

The Bank with Personality!

For TRANSFER

⑆061303348⑆ 0304157610⑈ 1068

1068 09/28/18 $1827.00

FIRST VOLUNTEER BANK
728 Broad Street, P.O. Box 11167, Chattanooga, TN 37402
Return Service Requested

INDIVIDUAL SUMMARY ANALYSIS

VLAASTMT 180929-00185-0001
NO BRE

00185 0.3770 WCL0001
NAVITAS TN NG, LLC
3186 D AIRWAY AVE
COSTA MESA, CA 92626-4650



OFFICER: SHELA POWERS
Phone No: (423) 668-4700
Branch: 33

DATE PREPARED 9/28/18
Days In Statement Cycle 30
Commercial Account Analysis

Average Daily Ledger Balance		1,692.51	
Less Average Daily Float		.00	
Average Daily Collected Balance		1,692.51	
Average Collected Negative Balance		.00	
Average Collected Positive Balance		1,692.51	
Less Required Reserves	10.000%	169.25	
Balances Available For Other Services		1,523.26	
Earnings On		$1,523.26	
		At .250000%	.31
Negative Balance Service Charge On		$.00	
		At .000000%	.00
Net Earnings Credit			.31

Service	Activity	Unit Price	Activity Charge	Required Balances
Maintenance Fee	1	15.0000	15.00	73,000.00
Checks Written	1	.1700	.17	827.33
Deposits Made	12	.4000	4.80	23,360.00
On-US Items Deposited	6	.0900	.54	2,628.00
Regular Statement	1	.0000	.00	
Total Services And Required Balances			20.51	99,815.33
Current Month Net Loss			20.20-	98,306.66
Your Account Will Be Charged			20.20-	

006470

FIRST VOLUNTEER BANK

728 Broad Street, P.O. Box 11167, Chattanooga, TN 37402

Return Service Requested

Customer Service
1-866-668-4700
www.firstvolunteer.com

Page: 1 of 4
Statement Date: 10/31/18
Primary Account: XXXXXX7610
Enclosures: 1

006470 0.8500 MB 0.424 TR00026

VLTR

NAVITAS TN NG, LLC
3186 D AIRWAY AVE
COSTA MESA, CA 92626-4650

Commercial Checking

October 1, 2018 thru October 31, 2018

Account Summary — Account: XXXXXX7610

Commercial Checking	
Account Number	XXXXXX7610
Previous Balance	941.48
14 Deposits/Credits	2,294.86
2 Checks/Debits	1,043.05
Service Charge	0.00
Interest Paid	0.00
Current Balance	2,193.29

Number of Enclosures	1
Statement Dates 10/01/18 thru	10/31/18
Days This Statement Period	31
Average Ledger	1,392.04
Average Collected	1,392.04

Overdraft and Returned Item Fees	Total For This Period	Total Year-to-Date
Total Overdraft Fees	0.00	33.93
Total Returned Item Fees	0.00	0.00

Deposits and Additions — Account: XXXXXX7610

Date	Description	Amount
10/01	Counter Deposit	28.00
10/04	Counter Deposit	11.72
10/11	Counter Deposit	250.00
10/12	Counter Deposit	29.79
10/15	Counter Deposit	126.76
10/16	Counter Deposit	47.62
10/18	Counter Deposit	52.76
10/19	Counter Deposit	557.23
10/22	Counter Deposit	18.00
10/23	Counter Deposit	38.00
10/25	Counter Deposit	282.35
10/26	Counter Deposit	250.00
10/29	Counter Deposit	20.46
10/30	Counter Deposit	582.17

Have you heard?
There's a new card in town

Our new CheckCard means more convenience and better security for you.

FIRST VOLUNTEER BANK
The Bank with Personality!

(866) 668-4700
firstvolunteer.com

VLTR-003-006470-001-002-181101 006470 K06
92626465076

HOW TO BALANCE YOUR ACCOUNT

1. Subtract from your check register any service, miscellaneous or automatic charge(s) posted on this statement.
2. Mark (✔) your register after each check listed on front of statement.
3. Check off deposits shown on the statement against those shown in your check register.
4. Complete the form at right.
5. The final "balance" in the form to the right should agree with your check register balance. If it does not, read "HINTS FOR FINDING DIFFERENCES" below.

NEW BALANCE TRANSFER AMOUNT FROM OTHER SIDE	$	
ADD DEPOSITS MADE SINCE ENDING DATE ON STATEMENT		
SUB TOTAL	$	
CHECKS NOT LISTED ON THIS OR PRIOR STATEMENTS		
NUMBER / **AMOUNT**		
TOTAL CHECKS NOT LISTED →		
SUBTRACT TOTAL CHECKS NOT LISTED FROM SUB-TOTAL ABOVE **BALANCE**	$	

THIS SHOULD AGREE WITH YOUR CHECK REGISTER BALANCE

HINTS FOR FINDING DIFFERENCES

Recheck all additions and subtractions or corrections.

Verify the carryover balance from page to page in your check register.

Make sure you have subtracted the service or miscellaneous charge(s) from your check register balance.

In Case of Errors or Questions About Your Electronic Transfers on Your CONSUMER ACCOUNTS

Telephone or write us at the phone number or address shown on the front of your statement as soon as you can, if you think your statement or receipt is wrong or if you need more information about a transfer listed on the statement or receipt. We must hear from you no later than 60 days after we sent the FIRST statement on which the problem or error appeared.

1. Tell us your name and account number.
2. Describe the error or the transfer you are unsure about and explain as clearly as you can why you believe it is an error or why you need more information. Tell us the dollar amount of the suspected error.
3. For a bill payment, tell us the number of the account used to pay the bill, the applicable payee name and account number, and the date the payment was sent, the payment amount and the payment reference number.

If you tell us orally, we may require that you send us your compliant or questions in writing in 10 business days.

In general, we will tell you the results of our investigation within ten (10) business days after we hear from you. However, we may take up to forty-five (45) days, or ninety (90) days in the case of a new account, Point of Sale, Foreign initiated transactions to investigate your complaint or question. In this case, we may provisionally credit your account so that you have use of the money during the time it takes us to complete our investigation. If you fail to provide your complaint or question in writing within ten (10) business days of a request from us to do so, we reserve the right to not provisionally credit your account. If we decide to provide this provisional credit, we will credit your account within ten (10) business days, or twenty (20) business days in the case of a new account. An account is considered a new account for 30 days after the first deposit is made, if you are a new customer.

We will tell you the results within three (3) business days after completing our investigation. If we determine that there was no error, we will debit any provisional amounts credited to your account. You may request copies of any documents that we use in our investigation.

Have your tried our Free electronic services?

Internet Banking – check your balances, see which checks have cleared, pay bills with Free Bill Pay, transfer funds from one account to another and more.

eStatements – receive your banking statement electronically and reduce the risk of mail fraud and identity theft. Store your statements all in one secure electronic file.

Mobile Banking – our Mobile Banking App lets you bank on the go and puts everyday banking at your fingertips from your smartphone or tablet. Get the App from the Apple App Store or Google Play.

FIRST VOLUNTEER BANK

Member FDIC

(REV. 06/2015)

Commercial Checking (Continued)

October 1, 2018 thru October 31, 2018

Account: XXXXXX7610

Checks and Withdrawals

Date	Description	Amount
10/31	Account Analysis Charge	21.05-

Account: XXXXXX7610

CHECKS

Date	Check No	Amount	Date	Check No	Amount
10/23	1070	1,022.00			

* Indicates Skip in Check Number

Account: XXXXXX7610

Daily Balance Information

Date	Balance	Date	Balance	Date	Balance
10/01	969.48	10/16	1,435.37	10/25	1,361.71
10/04	981.20	10/18	1,488.13	10/26	1,611.71
10/11	1,231.20	10/19	2,045.36	10/29	1,632.17
10/12	1,260.99	10/22	2,063.36	10/30	2,214.34
10/15	1,387.75	10/23	1,079.36	10/31	2,193.29

VLTR-003-006470-001-002-181101 006470 K06

FIRST VOLUNTEER


Received From FIRST VOLUNTEER BANK
CHECKING DEPOSIT
Date 10-1-18 Name Navitas
ACCOUNT NUMBER 304 157 610
$ 28 00
SUBTOTAL 28.00
DOCUMENT Drawer: 33105 Trans#: 55 10/01/18 16:33:31
Checking Deposit
##########7610 42
:06130334B:

10/01/18 $28.00


Received From FIRST VOLUNTEER BANK
CHECKING DEPOSIT
Date 10-18-18 Name Navitas
ACCOUNT NUMBER 304 157 610
$ 52 76
SUBTOTAL 52.76
DOCUMENT Drawer: 33105 Trans#: 43 10/18/18 16:31:40
Checking Deposit
##########7610 42
:06130334B:

10/18/18 $52.76


Received From FIRST VOLUNTEER BANK
CHECKING DEPOSIT
Date 10-4-18 Name Navitas
ACCOUNT NUMBER 304 157 610
$ 11 72
SUBTOTAL 11.72
DOCUMENT Drawer: 33105 Trans#: 66 10/04/18 16:24:46
Checking Deposit
##########7610 42
:06130334B:

10/04/18 $11.72


Received From FIRST VOLUNTEER BANK
CHECKING DEPOSIT
Date 10-19-18 Name Navitas
ACCOUNT NUMBER 304 157 610
$ 557 23
SUBTOTAL 557.23
DOCUMENT Drawer: 33105 Trans#: 45 10/19/18 16:11:28
Checking Deposit
##########7610 42
:06130334B:

10/19/18 $557.23


Received From FIRST VOLUNTEER BANK
CHECKING DEPOSIT
Date 10-11-18 Name Navitas
ACCOUNT NUMBER 304 157 610
$ 250 00
SUBTOTAL 250.00
DOCUMENT Drawer: 33105 Trans#: 52 10/11/18 16:17:03
Checking Deposit
##########7610 42
:06130334B:

10/11/18 $250.00

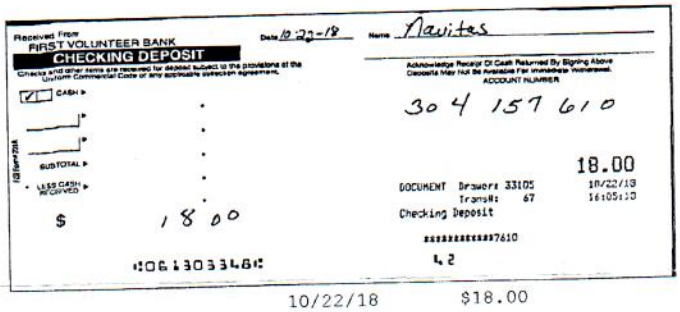
Received From FIRST VOLUNTEER BANK
CHECKING DEPOSIT
Date 10-22-18 Name Navitas
ACCOUNT NUMBER 304 157 610
$ 18 00
SUBTOTAL 18.00
DOCUMENT Drawer: 33105 Trans#: 67 10/22/18 16:05:10
Checking Deposit
##########7610 42
:06130334B:

10/22/18 $18.00


Received From FIRST VOLUNTEER BANK
CHECKING DEPOSIT
Date 10-12-18 Name Navitas
ACCOUNT NUMBER 304 157 610
$ 29 79
SUBTOTAL 29.79
DOCUMENT Drawer: 33105 Trans#: 58 10/12/18 16:23:33
Checking Deposit
##########7610 42
:06130334B:

10/12/18 $29.79


Received From FIRST VOLUNTEER BANK
CHECKING DEPOSIT
Date 10-23-18 Name Navitas
ACCOUNT NUMBER 304 157 610
$ 38 00
SUBTOTAL 38.00
DOCUMENT Drawer: 33105 Trans#: 31 10/23/18 16:27:46
Checking Deposit
##########7610 42
:06130334B:

10/23/18 $38.00


Received From FIRST VOLUNTEER BANK
CHECKING DEPOSIT
Date 10-15-18 Name Navitas
ACCOUNT NUMBER 304 157 610
$ 126 76
SUBTOTAL 126.76
DOCUMENT Drawer: 33105 Trans#: 62 10/15/18 16:28:13
Checking Deposit
##########7610 42
:06130334B:

10/15/18 $126.76


Received From FIRST VOLUNTEER BANK
CHECKING DEPOSIT
Date 10-25-18 Name Navitas
ACCOUNT NUMBER 304 157 610
$ 282 35
SUBTOTAL 282.35
DOCUMENT Drawer: 33105 Trans#: 25 10/25/18 15:24:05
Checking Deposit
##########7610 42
:06130334B:

10/25/18 $282.35


Received From FIRST VOLUNTEER BANK
CHECKING DEPOSIT
Date 10-16-18 Name Navitas
ACCOUNT NUMBER 304 157 610
$ 47 62
SUBTOTAL 47.62
DOCUMENT Drawer: 33105 Trans#: 32 10/16/18 15:59:45
Checking Deposit
##########7610 42
:06130334B:

10/16/18 $47.62


Received From FIRST VOLUNTEER BANK
CHECKING DEPOSIT
Date 10-26-18 Name Navitas
ACCOUNT NUMBER 304 157 610
$ 250 00
SUBTOTAL 250.00
DOCUMENT Drawer: 33105 Trans#: 50 10/26/18 16:14:44
Checking Deposit
##########7610 42
:06130334B:

10/26/18 $250.00

VLTR-003-006470-001-002-181101 006470 K06

FIRST VOLUNTEER

Period: 10/1/2018 To 10/31/2018

Account: 304157610


Received From
FIRST VOLUNTEER BANK
CHECKING DEPOSIT
Date 102918 Name Navitas
Checks and other items are received for deposit subject to the provisions of the Uniform Commercial Code or any applicable collection agreement.
Acknowledge Receipt Of Cash Returned By Signing Above
Deposits May Not Be Available For Immediate Withdrawal
ACCOUNT NUMBER
304157610
CASH
SUBTOTAL
LESS CASH RECEIVED
$ 20 46
20.46
DOCUMENT Drawer: 33105 10/29/18
Trans#: 56 16:22:12
Total Deposit
**********7610
42
:061303348:

10/29/18 $20.46


Received From
FIRST VOLUNTEER BANK
CHECKING DEPOSIT
Date 10-30-18 Name Navitas
Checks and other items are received for deposit subject to the provisions of the Uniform Commercial Code or any applicable collection agreement.
Acknowledge Receipt Of Cash Returned By Signing Above
Deposits May Not Be Available For Immediate Withdrawal
ACCOUNT NUMBER
304157610
CASH
SUBTOTAL
LESS CASH RECEIVED
$ 582 17
582.17
DOCUMENT Drawer: 33105 10/30/18
Trans#: 36 16:32:27
Checking Deposit
**********7610
42
:061303348:

10/30/18 $582.17


NAVITAS TN NG, LLC
3186 D AIRWAY AVE.
COSTA MESA, CA 92626
1070
87-331/813
10/22/18
Date
Pay to the Order of BANK 7
$ 1,022 00/100
ONE THOUSAND TWENTY TWO AND 00/100 Dollars
FIRST VOLUNTEER BANK
The Bank with Personality!
For Navitas
:061303348: 0304157610" 1070

1070 10/23/18 $1022.00

FIRST VOLUNTEER BANK
728 Broad Street, P.O. Box 11167, Chattanooga, TN 37402
Return Service Requested

OCTOBER 2018

XXXXXX7610

INDIVIDUAL SUMMARY ANALYSIS

VLAASTMT 181101-00182-0001

00182 0.3770 WCL0001
NAVITAS TN NG, LLC
3186 D AIRWAY AVE
COSTA MESA, CA 92626-4650

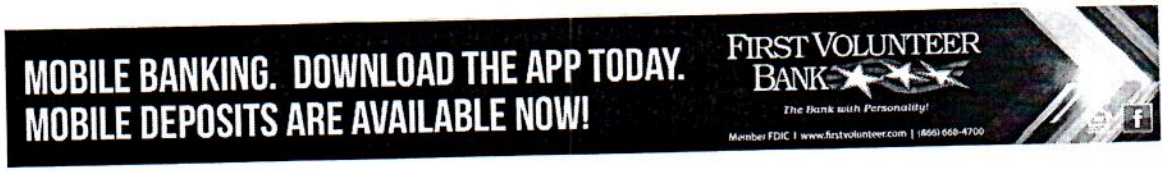

OFFICER: SHELA POWERS
Phone No: (423) 668-4700
Branch: 33

DATE PREPARED 10/31/18
Days In Statement Cycle 31
Commercial Account Analysis

Average Daily Ledger Balance		1,392.04	
Less Average Daily Float		.00	
Average Daily Collected Balance		1,392.04	
Average Collected Negative Balance		.00	
Average Collected Positive Balance		1,392.04	
Less Required Reserves	10.000%	139.20	
Balances Available For Other Services		1,252.84	
Earnings On		$1,252.84 At .250000%	.26
Negative Balance Service Charge On		$.00 At .000000%	.00
Net Earnings Credit			.26

Service	Activity	Unit Price	Activity Charge	Required Balances
Maintenance Fee	1	15.0000	15.00	70,645.16
Checks Written	1	.1700	.17	800.65
Deposits Made	14	.4000	5.60	26,374.19
On-US Items Deposited	6	.0900	.54	2,543.23
Regular Statement	1	.0000	.00	
Total Services And Required Balances			21.31	100,363.23
Current Month Net Loss			21.05-	99,138.70
Your Account Will Be Charged			21.05-	

006411

FIRST VOLUNTEER BANK

728 Broad Street, P.O. Box 11167, Chattanooga, TN 37402

Return Service Requested

Customer Service
1-866-668-4700
www.firstvolunteer.com

Page: **1 of 4**
Statement Date: **11/30/18**
Primary Account: **XXXXXX7610**
Enclosures: **1**

006411 0.8500 MB 0.424 TR00025

VLTR

NAVITAS TN NG, LLC
3186 D AIRWAY AVE
COSTA MESA, CA 92626-4650

Commercial Checking

November 1, 2018 thru December 2, 2018

Account Summary — Account: XXXXXX7610

Commercial Checking		Number of Enclosures	1
Account Number	XXXXXX7610	Statement Dates 11/01/18 thru 12/02/18	
Previous Balance	2,193.29	Days This Statement Period	32
12 Deposits/Credits	2,863.90	Average Ledger	2,684.83
2 Checks/Debits	3,641.18	Average Collected	2,684.83
Service Charge	0.00		
Interest Paid	0.00		
Current Balance	1,416.01 ✓		

Overdraft and Returned Item Fees	Total For This Period	Total Year-to-Date
Total Overdraft Fees	0.00	33.93
Total Returned Item Fees	0.00	0.00

+ Deposits and Additions — Account: XXXXXX7610

Date	Description	Amount
11/01	Counter Deposit	250.00
11/02	Counter Deposit	40.73
11/13	Counter Deposit	923.53
11/14	Counter Deposit	89.57
11/15	Counter Deposit	70.19
11/16	Counter Deposit	173.23
11/19	Counter Deposit	118.67
11/20	Counter Deposit	55.29
11/26	Counter Deposit	297.74
11/27	Counter Deposit	105.86 ✓
11/29	Counter Deposit	116.26 ✓
11/30	Counter Deposit	622.83 ✓

173.96 ✓

− Checks and Withdrawals — Account: XXXXXX7610

Date	Description	Amount
11/30	Account Analysis Charge	20.18-

Have you heard?
There's a new card in town

Our new CheckCard means more convenience and better security for you.

FIRST VOLUNTEER BANK
The Bank with Personality!

(866) 668-4700
firstvolunteer.com

VLTR-003-006411-001-002-181201 006411 K06
92626465076

HOW TO BALANCE YOUR ACCOUNT

1. Subtract from your check register any service, miscellaneous or automatic charge(s) posted on this statement.
2. Mark (✔) your register after each check listed on front of statement.
3. Check off deposits shown on the statement against those shown in your check register.
4. Complete the form at right.
5. The final "balance" in the form to the right should agree with your check register balance. If it does not, read "HINTS FOR FINDING DIFFERENCES" below.

NEW BALANCE TRANSFER AMOUNT FROM OTHER SIDE	$	
ADD DEPOSITS MADE SINCE ENDING DATE ON STATEMENT		
SUB TOTAL	$	
CHECKS NOT LISTED ON THIS OR PRIOR STATEMENTS		
NUMBER / **AMOUNT**		
TOTAL CHECKS NOT LISTED →		
SUBTRACT TOTAL CHECKS NOT LISTED FROM SUB-TOTAL ABOVE. **BALANCE**	$	

THIS SHOULD AGREE WITH YOUR CHECK REGISTER BALANCE

HINTS FOR FINDING DIFFERENCES

Recheck all additions and subtractions or corrections.

Verify the carryover balance from page to page in your check register.

Make sure you have subtracted the service or miscellaneous charge(s) from your check register balance.

In Case of Errors or Questions About Your Electronic Transfers on Your CONSUMER ACCOUNTS

Telephone or write us at the phone number or address shown on the front of your statement as soon as you can, if you think your statement or receipt is wrong or if you need more information about a transfer listed on the statement or receipt. We must hear from you no later than 60 days after we sent the FIRST statement on which the problem or error appeared.

1. Tell us your name and account number.
2. Describe the error or the transfer you are unsure about and explain as clearly as you can why you believe it is an error or why you need more information. Tell us the dollar amount of the suspected error.
3. For a bill payment, tell us the number of the account used to pay the bill, the applicable payee name and account number, and the date the payment was sent, the payment amount and the payment reference number.

If you tell us orally, we may require that you send us your compliant or questions in writing in 10 business days.

In general, we will tell you the results of our investigation within ten (10) business days after we hear from you. However, we may take up to forty-five (45) days, or ninety (90) days in the case of a new account, Point of Sale, Foreign initiated transactions to investigate your complaint or question. In this case, we may provisionally credit your account so that you have use of the money during the time it takes us to complete our investigation. If you fail to provide your complaint or question in writing within ten (10) business days of a request from us to do so, we reserve the right to not provisionally credit your account. If we decide to provide this provisional credit, we will credit your account within ten (10) business days, or twenty (20) business days in the case of a new account. An account is considered a new account for 30 days after the first deposit is made, if you are a new customer.

We will tell you the results within three (3) business days after completing our investigation. If we determine that there was no error, we will debit any provisional amounts credited to your account. You may request copies of any documents that we use in our investigation.

Have your tried our Free electronic services?
Internet Banking – check your balances, see which checks have cleared, pay bills with Free Bill Pay, transfer funds from one account to another and more.
eStatements – receive your banking statement electronically and reduce the risk of mail fraud and identity theft. Store your statements all in one secure electronic file.
Mobile Banking – our Mobile Banking App lets you bank on the go and puts everyday banking at your fingertips from your smartphone or tablet. Get the App from the Apple App Store or Google Play.

FIRST VOLUNTEER BANK

Member FDIC

(REV. 06/2015)

Commercial Checking (Continued)

November 1, 2018 thru December 2, 2018

CHECKS

Account: XXXXXX7610

Date	Check No	Amount	Date	Check No	Amount
11/26	1071	3,621.00			

* Indicates Skip in Check Number

Daily Balance Information

Account: XXXXXX7610

Date	Balance	Date	Balance	Date	Balance
11/01	2,443.29	11/15	3,567.31	11/26	591.24
11/02	2,484.02	11/16	3,740.54	11/27	697.10
11/13	3,407.55	11/19	3,859.21	11/29	813.36
11/14	3,497.12	11/20	3,914.50	11/30	1,416.01

VLTR-003-006411-001-002-181201 006411 K06

FIRST VOLUNTEER



11/01/18 $250.00



11/19/18 $118.67



11/02/18 $40.73



11/20/18 $55.29



11/13/18 $923.53

11/26/18 $297.74



11/14/18 $89.57



11/27/18 $105.86



11/15/18 $70.19



11/29/18 $116.26



11/16/18 $173.23



11/30/18 $622.83

VLTR-003-006411-001-002-181201 006411 K06

Period: 11/1/2018 To 11/30/2018

Account:304157610



FIRST VOLUNTEER

NAVITAS TN NG, LLC
3186 D AIRWAY AVE.
COSTA MESA, CA 92626

1071
87-334/613

11/21/18
Date

Pay to the Order of BANK 7 $ 3,621.00

THREE THOUSAND SIX HUNDRED TWENTY ONE AND 00/100 Dollars

FIRST VOLUNTEER BANK

The Bank with Personality!

For XFER

⑆061303348⑆ 0304157610⑈ 1071

1071 11/26/18 $3621.00

FIRST VOLUNTEER BANK

Member FDIC

THE DEPOSIT FOR WHICH THE RECEIPT IS ISSUED IS ACCEPTED SUBJECT TO CONDITIONS APPEARING ON THE SIGNATURE CARD TOTAL SUBJECT TO ITEM VERIFICATION

This is Your Transaction Receipt

BL

250.00

DOCUMENT Drawer: 33105 10/26/18
Trans#: 58 15:14:44

Checking Deposit

**********7610

G. Gibson

Dep

THANK YOU!
Form #111AA

FIRST VOLUNTEER BANK

Member FDIC

THE DEPOSIT FOR WHICH THE RECEIPT IS ISSUED IS ACCEPTED SUBJECT TO CONDITIONS APPEARING ON THE SIGNATURE CARD TOTAL SUBJECT TO ITEM VERIFICATION

This is Your Transaction Receipt

BL

250.00

DOCUMENT Drawer: 33105 11/01/18
Trans#: 61 16:31:54

Checking Deposit

**********7610

G. Mahoney

Dep

THANK YOU!
Form #111AA

FIRST VOLUNTEER BANK
728 Broad Street, P.O. Box 11167, Chattanooga, TN 37402
Return Service Requested

INDIVIDUAL SUMMARY ANALYSIS

VLAASTMT 181201-00178-0001
NO BRE

00178 0.3770 WCL0001
NAVITAS TN NG, LLC
3186 D AIRWAY AVE
COSTA MESA, CA 92626-4650



OFFICER: SHELA POWERS
Phone No: (423) 668-4700
Branch: 33

DATE PREPARED 11/30/18
Days In Statement Cycle 30
Commercial Account Analysis

Average Daily Ledger Balance		2,768.07	
Less Average Daily Float		.00	
Average Daily Collected Balance		2,768.07	
Average Collected Negative Balance		.00	
Average Collected Positive Balance		2,768.07	
Less Required Reserves	10.000%	276.80	
Balances Available For Other Services		2,491.27	
Earnings On		$2,491.27	
	At	.250000%	.51
Negative Balance Service Charge On		$.00	
	At	.000000%	.00
Net Earnings Credit			.51

Service	Activity	Unit Price	Activity Charge	Required Balances
Maintenance Fee	1	15.0000	15.00	73,000.00
Checks Written	1	.1700	.17	827.33
Deposits Made	12	.4000	4.80	23,360.00
On-US Items Deposited	8	.0900	.72	3,504.00
Regular Statement	1	.0000	.00	
Total Services And Required Balances			20.69	100,691.33
Current Month Net Loss			20.18-	98,209.33
Your Account Will Be Charged			20.18-	

012206

FIRST VOLUNTEER BANK

728 Broad Street, P.O. Box 11167, Chattanooga, TN 37402

Return Service Requested

Customer Service
1-866-668-4700
www.firstvolunteer.com

Page: **1 of 4**
Statement Date: **12/31/18**
Primary Account: **XXXXXX7610**
Enclosures: **1**

012206 0.8500 MB 0.424 TR00041

VLTR

NAVITAS TN NG, LLC
3186 D AIRWAY AVE
COSTA MESA, CA 92626-4650

Commercial Checking

December 3, 2018 thru December 31, 2018

Account Summary — Account: XXXXXX7610

Commercial Checking		Number of Enclosures	1
Account Number	XXXXXX7610	Statement Dates 12/03/18 thru	12/31/18
Previous Balance	1,416.01	Days This Statement Period	29
15 Deposits/Credits	5,048.05	Average Ledger	2,665.77
2 Checks/Debits	2,442.67	Average Collected	2,665.77
Service Charge	0.00		
Interest Paid	0.00		
Current Balance	4,021.39		

Overdraft and Returned Item Fees	Total For This Period	Total Year-to-Date
Total Overdraft Fees	0.00	33.93
Total Returned Item Fees	0.00	0.00

+ Deposits and Additions — Account: XXXXXX7610

Date	Description	Amount
12/05	Counter Deposit	250.00
12/10	Counter Deposit	250.00
12/12	Counter Deposit	250.00
12/13	Counter Deposit	259.23
12/14	Counter Deposit	82.35
12/17	Counter Deposit	627.57
12/18	Counter Deposit	526.51
12/19	Counter Deposit	89.97
12/20	Counter Deposit	348.57
12/21	Counter Deposit	200.00
12/24	Counter Deposit	24.88
12/26	Counter Deposit	80.00
12/27	Counter Deposit	699.14
12/28	Counter Deposit	693.92
12/31	Counter Deposit	665.91

Have you heard?
There's a new card in town

Our new CheckCard means more convenience and better security for you.

FIRST VOLUNTEER BANK
The Bank with Personality!

(866) 668-4700
firstvolunteer.com

VLTR-003-012206-001-002-190101 012206 K03
9262646507 6

HOW TO BALANCE YOUR ACCOUNT

1. Subtract from your check register any service, miscellaneous or automatic charge(s) posted on this statement.
2. Mark (✔) your register after each check listed on front of statement.
3. Check off deposits shown on the statement against those shown in your check register.
4. Complete the form at right.
5. The final "balance" in the form to the right should agree with your check register balance. If it does not, read "HINTS FOR FINDING DIFFERENCES" below.

NEW BALANCE TRANSFER AMOUNT FROM OTHER SIDE		$	
ADD DEPOSITS MADE SINCE ENDING DATE ON STATEMENT			
SUB TOTAL		$	
CHECKS NOT LISTED ON THIS OR PRIOR STATEMENTS			
NUMBER	AMOUNT		
TOTAL CHECKS NOT LISTED →			
SUBTRACT TOTAL CHECKS NOT LISTED FROM SUB-TOTAL ABOVE. BALANCE		$	

THIS SHOULD AGREE WITH YOUR CHECK REGISTER BALANCE

HINTS FOR FINDING DIFFERENCES

Recheck all additions and subtractions or corrections.

Verify the carryover balance from page to page in your check register.

Make sure you have subtracted the service or miscellaneous charge(s) from your check register balance.

In Case of Errors or Questions About Your Electronic Transfers on Your CONSUMER ACCOUNTS

Telephone or write us at the phone number or address shown on the front of your statement as soon as you can, if you think your statement or receipt is wrong or if you need more information about a transfer listed on the statement or receipt. We must hear from you no later than 60 days after we sent the FIRST statement on which the problem or error appeared.

1. Tell us your name and account number.
2. Describe the error or the transfer you are unsure about and explain as clearly as you can why you believe it is an error or why you need more information. Tell us the dollar amount of the suspected error.
3. For a bill payment, tell us the number of the account used to pay the bill, the applicable payee name and account number, and the date the payment was sent, the payment amount and the payment reference number.

If you tell us orally, we may require that you send us your compliant or questions in writing in 10 business days.

In general, we will tell you the results of our investigation within ten (10) business days after we hear from you. However, we may take up to forty-five (45) days, or ninety (90) days in the case of a new account, Point of Sale, Foreign initiated transactions to investigate your complaint or question. In this case, we may provisionally credit your account so that you have use of the money during the time it takes us to complete our investigation. If you fail to provide your complaint or question in writing within ten (10) business days of a request from us to do so, we reserve the right to not provisionally credit your account. If we decide to provide this provisional credit, we will credit your account within ten (10) business days, or twenty (20) business days in the case of a new account. An account is considered a new account for 30 days after the first deposit is made, if you are a new customer.

We will tell you the results within three (3) business days after completing our investigation. If we determine that there was no error, we will debit any provisional amounts credited to your account. You may request copies of any documents that we use in our investigation.

Have your tried our Free electronic services?
Internet Banking – check your balances, see which checks have cleared, pay bills with Free Bill Pay, transfer funds from one account to another and more.
eStatements – receive your banking statement electronically and reduce the risk of mail fraud and identity theft. Store your statements all in one secure electronic file.
Mobile Banking – our Mobile Banking App lets you bank on the go and puts everyday banking at your fingertips from your smartphone or tablet. Get the App from the Apple App Store or Google Play.

FIRST VOLUNTEER BANK

Member FDIC

(REV. 06/2015)

Commercial Checking (Continued)

December 3, 2018 thru December 31, 2018

Checks and Withdrawals

Account: XXXXXX7610

Date	Description	Amount
12/31	Account Analysis Charge	21.67-

CHECKS

Account: XXXXXX7610

Date	Check No	Amount	Date	Check No	Amount
12/24	1072	2,421.00			

* Indicates Skip in Check Number

Daily Balance Information

Account: XXXXXX7610

Date	Balance	Date	Balance	Date	Balance
12/03	1,416.01	12/17	3,135.16	12/26	1,984.09
12/05	1,666.01	12/18	3,661.67	12/27	2,683.23
12/10	1,916.01	12/19	3,751.64	12/28	3,377.15
12/12	2,166.01	12/20	4,100.21	12/31	4,021.39
12/13	2,425.24	12/21	4,300.21		
12/14	2,507.59	12/24	1,904.09		

VLTR-003-012206-001-002-190101 012206 K03

FIRST VOLUNTEER



12/05/18 $250.00



12/18/18 $526.51



12/10/18 $250.00



12/19/18 $89.97



12/12/18 $250.00



12/20/18 $348.57



12/13/18 $259.23



12/21/18 $200.00



12/14/18 $82.35



12/24/18 $24.88



12/17/18 $627.57



12/26/18 $80.00

VLTR-003-012206-001-002-190101 012206 K03

Period: 12/5/2018 To 12/31/2018

Account: 304157610

FIRST VOLUNTEER



12/27/18 $699.14



12/28/18 $693.92



12/31/18 $665.91



1072 12/24/18 $2421.00

62. Explain the nature and extent of each of the LDC's or, where applicable, Multi-State Utility's non-regulated operations.

Theoretically, Navitas Assets and certain of its subsidiaries have three types of non-regulated operations. (1) Navitas Assets owns certain intrastate, short-run (i.e. less than 49 miles) pipelines in Oklahoma. By Agreement with the Oklahoma Corporation Commission these pipelines are regulated with the Oklahoma LDC's. (2) Navitas Utility Texas owns an LDC, which by virtue of having no residential customers, is unregulated. (3) Navitas Utility Texas owns a short-run, intrastate pipeline in Texas, which is unregulated. Both (2) and (3) are treated by Navitas Utility as if they are regulated and both are tariffed by contract.

63. Provide an Income Statement and identify assets devoted to and liabilities specifically arising from non-regulated operations of the LDC, its Parent, Multi-State Utility, or Affiliated Utility Service Company, for the last two (2) fiscal years. For each year, identify each class of revenue separately (appliances, propane sales, etc.). The statements should include the following information for each year:

a) The direct expense incurred by the LDC for each operation.

b) The general office expense allocated to each operation by the LDC, its Parent, Multi-State Utility, or Affiliated Utility Service Company.

c) All expenses charged to the LDC, its Parent, Multi-State Utility, or Affiliated Utility Service Company from non-regulated activities.

d) All revenues billed by the LDC's regulated operations to the non-regulated operations.

The pipelines discussed in Item 62 above are included in the monthly systems billing provided in Item 13 herein. These billing sheets detail the allocation and allocation method and cover subsections (a), (b), (c), and (d).

64. Provide a complete explanation and calculation of how costs (other than salaries and wages) as requested above were allocated to non-utility operations for the test period and for the period from the end of the test period through the attrition period.

The non-utility operations of Navitas are fairly minimal. The figures appear as extraordinary income in Navitas Utility. The most common non-utility revenue (excluding investment-in revenue) is the incidental sale of pipe to plumbers completing new service installations.

65. Provide the percentage of non-regulated labor for the test period.

As noted, Oklahoma non-regulated is regulated by choice. Texas non-regulated is treated as if it were regulated. The percentage of labor assigned to the customer in Texas is proportional to its allocation. This allocation is shown on the monthly billing.

66. Provide a calculation of the LDC's, its Parent's, Multi-State Utility's, or Affiliated Utility Service Company's debt, equity capital and the debt and equity ratios for the last two (2) years. Show long and short-term debt, preferred stock and common equity separately.

The chart below is from the Navitas companies' pro forma consolidation for 2017 and 2018 enclosed herein.

Consolidated	2017	2018
Member Loan	**0**	**130,000**
CPLTD	**397,000**	**385,000**
Long Term Debt	**8,022,000**	**6,887,000**
Total Debt	**8,419,000**	**7,272,000**
Total Equity	**2,856,000**	**3,402,000**
Debt to Equity Ratio	**2.95**	**2.14**

67. Provide a copy of any information filed with other Regulatory Commissions (other than the TRA) where such information describes the Company's debt position and equity position. Provide all data submitted in the last twelve (12) months and also on a forward-going basis.

Included herein are copies of information filed with the Kentucky Public Utility Commission and the Oklahoma Corporate Commission in 2018.

68. Provide a calculation of the average composite interest cost for the long-term debt and short-term debt for the last two (2) years.

The calculation of average composite interest cost is provided herein. Note that short-term debt is comprised of the current portion of long-term debt and line(s) of credit. Thus, the vast majority of short-term debt mirrors the long-term debt.

69. Provide a schedule identifying the following for the LDC, its Parent, Multi-State Utility, or Affiliated Utility Service Company, for the last two (2) fiscal years and adjust for any stock splits:

Neither Navitas nor any of its affiliates or sister companies are publicly traded entities and therefore there are no adjustments for stock splits.

70. Provide a schedule identifying the date and amount of each common stock dividend paid during the last three (3) fiscal years. Include any announced future dividend payments and adjust for any stock splits.

No cash distribution was made in the last 3 fiscal years. Prior to 2019, Navitas had not made cash distributions since 2008.

71. Provide the computer file showing items below for Parent, Multi-State Utility, or Affiliated Utility Service Company for the last fifteen (15) fiscal years:

Neither Navitas nor any of its affiliates or sister companies are publicly traded entities, thus this Item is not applicable.

72. In a computer file, provide the balance for the following for each month of the latest fiscal year:

a) Long-term debt issued and aggregated

Provided in computer file.

b) Preferred stock by issue and aggregate

Not applicable.

c) Common equity

Provided in computer file.

73. In a computer file, provide a schedule for each month of the latest fiscal year, showing interest rates, dividend rates, the monthly amortization of discount, premium and issuance expense and the monthly unamortized balances of discount, premium and issuance expense for long-term debt and preferred stock identified in response to the item above. Specifically, be sure to provide in your response for each month the balances by issue for unamortized discount, premium, and issuance expense for all of the Parent's, Multi-State Utility's, or Affiliated Utility Service Company's long and medium-term debt and preferred stock, if any.

For long-term debt noted in Item 72(a) above, the interest rate is fixed either for the life of the loan or, in the case of the acquisition loan(s) for 5-year increments. All issuance expense(s), if any, are, in the view of the Company, not material and are fully expensed at inception.

74. In a computer file, provide for each month of the latest fiscal year the balances of capital surplus. Separate the surplus between common and preferred stock. For purposes of this request, "capital surplus" means amounts paid in that are less than or are in excess of par value of the respective stock issues.

The Navitas companies do not have capital surplus accounts and thus this Item is not applicable.

75. In a computer file, provide unamortized balances, if any, on the gain or loss on reacquired preferred or preference stock for each month in the latest fiscal year. Clearly identify the issue for each unamortized balance.

The Navitas companies are not publicly traded entities and thus this Item is not applicable.

76. In a computer file, provide the monthly amortization of any gain or loss on reacquired preferred or preference stock, if any, for each month of the latest fiscal year.

The Navitas companies do not have reacquired preferred or preference stock.

77. In a computer file, provide the unamortized balances, if any, of gain or loss in reacquired long-term debt for each month in the latest fiscal year. Be sure to clearly identify the issue for each unamortized balance.

The Navitas companies do not have unamortized balances from reacquired long-term debt.

78. In a computer file, provide the monthly amortization, if any, of the gain or loss on reacquired long-term debt for each month of the latest fiscal year.

The Navitas companies do not have any reacquired long-term debt.

79. If applicable, provide the amount of return on investment billed to the LDC by any affiliate of the LDC for the latest fiscal year and for the attrition period. Include in your response a calculation of the return on equity percent and the account charged for the return amount. As used in this Item (14), "affiliate" means any entity that controls, is controlled by, or is under common control with the LDC, its Parent, Multi-State Utility, or Affiliated Utility Service Company.

Not applicable.

80. For the latest two (2) fiscal years and for each month to the present for which data is available, provide a monthly listing of the shares of common stock sold by the LDC directly to investors and shareholders.

Included herein is the report of issuance of member interest to its parent, Navitas Assets, LLC.

81. Separate the monthly listing between stock sold through the Stock Purchase Plan of the LDC and stock sold through the Dividend Reinvestment Plan of the LDC.

Navitas does not have sales of stock through a Stock Purchase Plan or a Dividend Reinvestment Plan.

82. Provide copies of the LDC's projected annual equity ratio for the next five (5) fiscal years.

Enclosed herein is the Navitas companies pro forma annual debt to equity ratio since the last rate case as-well-as the projected ratio of 2:1.

83. Provide copies of the LDC's projected new stock and debt issues for the next five (5) fiscal years.

No additional debt is projected for Navitas TN NG, LLC. Additional member interest, if issued, will be to the single member parent, Navitas Assets, LLC.

84. Provide copies of the LDC's projected annual dividends per share of common stock for the next five (5) years.

Navitas has only issued a return of cash to its shareholders in two of the last thirteen-years. As such it makes no projection for issuing a return of cash in the future.

85. If material to the Tennessee Operations, provide copies of projected annual earnings per share of common stock for the next five (5) fiscal years.

This Item is not material to the Tennessee operations.

86. If not provided in response to Rule 1220-4-12.03, Item (4), provide the most recent 10K filed with the SEC.

Neither Navitas nor any of its affiliates or sister companies are publicly traded entities and thus did not file a 10K with the SEC.

87. Provide the number of stockholders of record for the LDC, its Parent, Multi-State Utility, or Affiliated Utility Service Company for the last ten (10) fiscal years.

Beginning in 2010 and continuing today, Navitas TNNG, LLC has wholly owned subsidiary of Navitas Assets, LLC. Since its inception in 2006, the Navitas companies are held by two shareholders, Richard Varner and Thomas Hartline.

Navitas companies pro forma | December 31, 2018 | Consolidation

	NA consol	NUC	DR	CR	Consolidated	12/31/2017
Assets						
Cash	$ 645,034	$ (106,678)			538,356	721,901
Accounts receivable	1,591,818	910,175		910,175	1,591,818	838,267
Loans to members	-	-			-	-
Inventory	5,884	237,169			243,053	148,248
Prepaids	24,684	72,505			97,189	392,212
CIEB	324,103	-			324,103	424,324
Total current assets	2,591,523	1,113,171			2,794,519	2,524,952
Equipment	477,579	2,372,733			2,850,312	4,201,295
Plant - acquired	11,069,393	-			11,069,393	11,069,293
Plant - constructed	8,254,655	9,091			8,263,746	7,938,623
Acquisition adj prior	599,956	-			599,956	599,956
Acquisition adj - NALLC	549,729	-			549,729	519,729
Accumulated depreciation	(10,897,078)	(1,430,895)			(12,327,973)	(12,060,489)
Total	10,054,234	950,929			11,005,163	12,268,407
Other LT assets	1,500,954	11,912			1,512,866	1,512,588
Investment in	-	237,594		237,594	-	-
Accumulated depreciation	(1,378,693)	(11,912)			(1,390,605)	(1,300,217)
Total	122,261	237,594			122,261	212,371
Total assets	$ 12,768,018	$ 2,301,694			$ 13,921,943	$ 15,005,730
Liabilities						
Accounts payable	1,072,282	$ 615,432	910,175		777,539	1,048,395
Accruals	656,383	35,286			691,669	987,547
Line(s) of credit	1,075,000	31,487			1,106,487	1,000,792
Loans from members	10,000	120,000			130,000	-
BIEC	67,958	-			67,958	-
CPLTD	317,603	67,673			385,276	396,532
Total current liabilities	3,199,226	869,878			3,158,929	3,433,266
LTD	6,673,216	213,378			6,886,594	8,022,018
Deferred liability	440,002	164,521			604,523	694,940
Minority Interest	861,659				861,659	886,982
Equity invested	2,086,163	179,723	307,300		1,958,586	1,958,586
Returned cash flow	(37,500)	(65,000)			(102,500)	(92,500)
Retained earnings	(1,033,809)	982,615	(155,070)		103,876	224,960
Net income	570,239	(94,387)	85,065		390,787	(121,085)
Accum other comp incm	8,821	50,966		(299)	59,488	(1,437)
Total equity	2,455,573	1,053,917			3,271,896	2,855,506
Total liabilities & equity	$ 12,768,017	$ 2,301,694	1,147,470	1,147,470	$ 13,921,942	$ 15,005,730

Ratios

Current - adjusted for member loan	0.92
Debt to equity - adjusted for member loan	2.91

	NA consol	NUC	DR	CR	Consolidated
Revenue	$ 8,772,730	$ 6,797,314	6,797,314		8,772,730
Commodity cost	2,956,415	2,991,419		3,114,918	2,832,916
Bad debt expense - 904	5,043	442,534			447,577
Non commodity revenue	5,811,272	3,363,361			5,492,237
Direct costs	893,181	989,787	4,452	989,787	897,633
Depreciation	565,202	187,799			753,001
Overheads 2013					
908, 903	329,128	295,096		295,096	329,128
932, 931, 921	732,365	261,865		732,365	261,865
920,	846,192	868,886		846,192	868,886
928, 926, 925, 924	597,884	621,692		597,884	621,692
923,	225,524	238,100		225,524	238,100
Total overheads	2,731,093	2,285,639			2,319,671
Other expense - 426, 408	462,847	698			463,545
Customer deposit int expns	-	-			-
Total operating costs	4,652,323	3,463,923			4,433,850
Operating income	1,158,949	(100,562)			1,058,387
Other income - 417, 415	(74,850)	49,267	85,065		(110,648)
EBIT	1,084,099	(51,295)			947,739
Interest income - 419	8,145	-			8,145
Interest expense - 427	522,004	43,092			565,096
EBT	$ 570,240	$ (94,387)			$ 390,788

	Consolidated
Operations	
Net income	390,788
Depreciation	753,001
(Incrs)/Decrs A/R	(753,551)
(Incrs)/Decrs N/R	-
(Incrs)/Decrs Inventory	(94,805)
(Incrs)/Decrs Prepaids	295,023
(Incrs)/Decrs CIEB	100,221
Incrs/(Decrs) A/P	(270,856)
Incrs/(Decrs) Accruals	(295,878)
Incrs/(Decrs) BIEC	67,958
(Incrs)/Decrs AOCI	60,925
Total operating cash	252,826
Investing	
Plant and equipment	600,631
Investment in	-
Other LT assets	(278)
Total investing cash	600,353
Financing	
Notes payable	105,695
Loans from members	130,000
Long-term debt	(1,146,680)
Deferred liability	(90,417)
Equity & Minority Interest	(25,323)
Distributions	(10,000)
Total financing cash	(1,036,725)
Total cash flow	(183,546)
Beginning cash	721,901
Ending cash	538,355
Balance sheet cash	538,356

Navitas companies pro forma | December 31, 2017 | Consolidation

	NA consol	NUC	DR	CR	Consolidated	12/31/2016
Assets						
Cash	$ 716,445	$ 5,456			721,901	617,125
Accounts receivable	838,267	1,627,662		1,627,662	838,267	883,803
Loans to members	-	-			-	115,000
Inventory	15,000	133,248			148,248	155,772
Prepaids	29,364	362,848			392,212	275,033
CIEB	424,324	-			424,324	596,946
Total current assets	2,023,400	2,129,214			2,524,952	2,643,679
Equipment	2,221,728	1,979,567			4,201,295	3,989,015
Plant - acquired	11,069,293	-			11,069,293	11,059,193
Plant - constructed	7,936,137	2,486			7,938,623	7,229,132
Acquisition adj prior	599,956	-			599,956	899,956
Acquisition adj - NALLC	519,729	-			519,729	509,729
Accumulated depreciation	(10,714,249)	(1,346,240)			(12,060,489)	(11,428,042)
Total	11,632,594	635,813			12,268,407	12,258,983
Other LT assets	1,499,434	13,154			1,512,588	1,488,933
Investment in	-	152,229		152,229	-	-
Accumulated depreciation	(1,288,305)	(11,912)			(1,300,217)	(1,182,209)
Total	211,129	153,471			212,371	306,724
Total assets	$ 13,867,123	$ 2,918,498			$ 15,005,730	$ 15,209,386
Liabilities						
Accounts payable	1,754,598	$ 921,459	1,627,662		1,048,395	1,229,213
Accruals	933,199	54,348			987,547	862,738
Line(s) of credit	470,000	530,792			1,000,792	1,005,510
Loans from members	-	-			-	-
BIEC	-	-			-	86,966
CPLTD	349,241	47,291			396,532	367,839
Total current liabilities	3,507,038	1,553,890			3,433,266	3,552,266
LTD	7,865,255	156,763			8,022,018	8,625,752
Deferred liability	597,059	97,881			694,940	97,569
Minority Interest	886,982				886,982	906,827
Equity invested	2,086,163	179,723	307,300		1,958,586	1,873,586
Returned cash flow	(37,500)	(55,000)			(92,500)	(92,500)
Retained earnings	(628,802)	759,443	(94,319)		224,960	226,629
Net income	(405,007)	223,171	(60,751)		(121,085)	(1,670)
Accum other comp incm	(4,065)	2,627		1	(1,437)	20,927
Total equity	1,897,771	1,109,964			2,855,506	2,933,799
Total liabilities & equity	$ 13,270,064	$ 2,918,498	1,779,892	1,779,892	$ 15,005,730	$ 15,209,386

Ratios

Current - adjusted for member loan	0.74
Debt to equity - adjusted for member loan	4.01

	NA consol	NUC	DR	CR	Consolidated
Revenue	$ 7,078,213	$ 6,059,007	6,059,007		7,078,213
Commodity cost	2,497,910	2,467,929		2,471,996	2,493,843
Bad debt expense - 904	35,240	-			35,240
Non commodity revenue	4,545,063	3,591,078			4,549,130
Direct costs	976,770	1,046,021	6,943	1,046,021	983,713
Depreciation	634,063	131,177			765,240
Overheads 2013					
908, 903	269,751	306,760		269,751	306,760
932, 931, 921	655,522	244,496		655,522	244,496
920,	798,772	804,772		798,772	804,772
928, 926, 925, 924	669,830	620,987		620,987	669,830
923,	202,901	205,997		202,901	205,997
Total overheads	2,596,776	2,183,012			2,231,855
Other expense - 426, 408	175,673	27,300			202,973
Customer deposit int expns	-	-			-
Total operating costs	4,383,282	3,387,510			4,183,781
Operating income	161,781	203,568			365,349
Other income - 417, 415	(67,903)	70,370	(60,751)		63,218
EBIT	93,878	273,938			428,567
Interest income - 419	8,140	-			8,140
Interest expense - 427	507,025	50,767			557,792
EBT	$ (405,007)	$ 223,171			$ (121,085)

	Consolidated
Operations	
Net income	(121,085)
Depreciation	765,240
(Incrs)/Decrs A/R	45,536
(Incrs)/Decrs N/R	115,000
(Incrs)/Decrs Inventory	7,524
(Incrs)/Decrs Prepaids	(117,179)
(Incrs)/Decrs CIEB	172,622
Incrs/(Decrs) A/P	(180,818)
Incrs/(Decrs) Accruals	124,809
Incrs/(Decrs) BIEC	(86,966)
(Incrs)/Decrs AOCI	(22,364)
Total operating cash	702,319
Investing	
Plant and equipment	(656,656)
Investment in	-
Other LT assets	(23,655)
Total investing cash	(680,311)
Financing	
Notes payable	(4,718)
Loans from members	-
Long-term debt	(575,041)
Deferred liability	597,371
Equity & Minority Interest	65,155
Distributions	
Total financing cash	82,767
Total cash flow	104,775
Beginning cash	617,125
Ending cash	721,900
Balance sheet cash	721,901

ITEM 67

THIS FILING IS

Item 1: ☑ An Initial (Original) Submission OR ☐ Resubmission No. ____

Form 2 Approved
OMB No.1902-0028
(Expires 12/31/2020)

Form 3-Q Approved
OMB No.1902-0205
(Expires 12/31/2019)

FERC FINANCIAL REPORT
FERC FORM No. 2: Annual Report of Major Natural Gas Companies and Supplemental Form 3-Q: Quarterly Financial Report

These reports are mandatory under the Natural Gas Act, Sections 10(a), and 16 and 18 CFR Parts 260.1 and 260.300. Failure to report may result in criminal fines, civil penalties, and other sanctions as provided by law. The Federal Energy Regulatory Commission does not consider these reports to be of a confidential nature.

Exact Legal Name of Respondent (Company)	Year/Period of Report
Fort Cobb Fuel Authority, LLC	End of 2018

QUARTERLY/ANNUAL REPORT OF MAJOR NATURAL GAS COMPANIES

IDENTIFICATION

01 Exact Legal Name of Respondent	Year/Period of Report
Fort Cobb Fuel Authority, LLC	End of 2018

02 Previous Name and Date of Change (If name changed during year)

Fort Cobb Oklahoma Irrigation Fuel Authority, LLC; 9/7/2018

04 Address of Principal Office at End of Year (Street, City, State, Zip Code)

121 Eakly Campus Road, Eakly, Oklahoma, 73033

05 Name of Contact Person	06 Title of Contact Person
Thomas Hartline	President

07 Address of Contact Person (Street, City, State, Zip Code)

3186-D Airway Avenue, Costa Mesa, California, 92626

08 Telephone of Contact Person, Including Area Code	This Report Is:	10 Date of Report (Mo, Da, Yr)
(714) 242-4064	(1) ☑ An Original (2) ☐ A Resubmission	04/18/19

ANNUAL CORPORATE OFFICER CERTIFICATION

The undersigned officer certifies that:

I have examined this report and to the best of my knowledge, information, and belief all statements of fact contained in this report are correct statements of the business affairs of the respondent and the financial statements, and other financial information contained in this report, conform in all material respects to the Uniform System of Accounts.

11 Name	12 Title
Thomas Hartline	President
13 Signature	14 Date Signed 5-8-19

Title 18, U.S.C. 1001, makes it a crime for any person knowingly and willingly to make to any Agency or Department of the United States any false, fictitious or fraudulent statements as to any matter within its jurisdiction.

Name of Respondent	This Report Is:	Date of Report (Mo, Da, Yr)	Year/Period of Report
Fort Cobb Fuel Authority, LLC	(1) ☑ An Original (2) ☐ A Resubmission	04/18/19	End of 2018

List of Schedules (Natural Gas Company)

Enter in column (d) the terms "none," "not applicable," or "NA" as appropriate, where no information or amounts have been reported certain pages. Omit pages where the responses are "none," "not applicable," or "NA."

Line No.	Title of Schedule (a)	Reference Page No. (b)	Date Revised (c)	Remarks (d)
	GENERAL CORPORATE INFORMATION AND FINANCIAL STATEMENTS			
1	General Information	101		
2	Control Over Respondent	102		
3	Corporations Controlled by Respondent	103		
4	Security Holders and Voting Powers	107		
5	Important Changes During the Year	108		
6	Comparative Balance Sheet	110-113		
7	Statement of Income for the Year	114-116		
8	Statement of Accumulated Comprehensive Income and Hedging Activities	117		
9	Statement of Retained Earnings for the Year	118-119		
10	Statements of Cash Flows	120-121		
11	Notes to Financial Statements	122		
	BALANCE SHEET SUPPORTING SCHEDULES (Assets and Other Debits)			
12	Summary of Utility Plant and Accumulated Provisions for Depreciation, Amortization, and Depletion	200-201		
13	Gas Plant in Service	204-209		
14	Gas Property and Capacity Leased from Others	212		
15	Gas Property and Capacity Leased to Others	213		
16	Gas Plant Held for Future Use	214		
17	Construction Work in Progress-Gas	216		
18	Non-Traditional Rate Treatment Afforded New Projects	217		
19	General Description of Construction Overhead Procedure	218		
20	Accumulated Provision for Depreciation of Gas Utility Plant	219		
21	Gas Stored	220		
22	Investments	222-223		
23	Investments in Subsidiary Companies	224-225		
24	Prepayments	230		
25	Extraordinary Property Losses	230		
26	Unrecovered Plant and Regulatory Study Costs	230		
27	Other Regulatory Assets	232		
28	Miscellaneous Deferred Debits	233		
29	Accumulated Deferred Income Taxes	234-235		
	BALANCE SHEET SUPPORTING SCHEDULES (Liabilities and Other Credits)			
30	Capital Stock	250-251		
31	Capital Stock Subscribed, Capital Stock Liability for Conversion, Premium on Capital Stock, and Installments Received on Capital Stock	252		
32	Other Paid-in Capital	253		
33	Discount on Capital Stock	254		
34	Capital Stock Expense	254		
35	Securities issued or Assumed and Securities Refunded or Retired During the Year	255		
36	Long-Term Debt	256-257		
37	Unamortized Debt Expense, Premium, and Discount on Long-Term Debt	258-259		

Name of Respondent	This Report Is:	Date of Report (Mo, Da, Yr)	Year/Period of Report
Fort Cobb Fuel Authority, LLC	(1) ☑ An Original (2) ☐ A Resubmission	04/18/19	End of 2018

List of Schedules (Natural Gas Company) (continued)

Enter in column (d) the terms "none," "not applicable," or "NA" as appropriate, where no information or amounts have been reported certain pages. Omit pages where the responses are "none," "not applicable," or "NA."

Line No.	Title of Schedule (a)	Reference Page No. (b)	Date Revised (c)	Remarks (d)
38	Unamortized Loss and Gain on Reacquired Debt	260		
39	Reconciliation of Reported Net Income with Taxable Income for Federal Income Taxes	261		
40	Taxes Accrued, Prepaid, and Charged During Year	262-263		
41	Miscellaneous Current and Accrued Liabilities	268		
42	Other Deferred Credits	269		
43	Accumulated Deferred Income Taxes-Other Property	274-275		
44	Accumulated Deferred Income Taxes-Other	276-277		
45	Other Regulatory Liabilities	278		
	INCOME ACCOUNT SUPPORTING SCHEDULES			
46	Monthly Quantity & Revenue Data by Rate Schedule	299		
47	Gas Operating Revenues	300-301		
48	Revenues from Transportation of Gas of Others Through Gathering Facilities	302-303		
49	Revenues from Transportation of Gas of Others Through Transmission Facilities	304-305		
50	Revenues from Storage Gas of Others	306-307		
51	Other Gas Revenues	308		
52	Discounted Rate Services and Negotiated Rate Services	313		
53	Gas Operation and Maintenance Expenses	317-325		
54	Exchange and Imbalance Transactions	328		
55	Gas Used in Utility Operations	331		
56	Transmission and Compression of Gas by Others	332		
57	Other Gas Supply Expenses	334		
58	Miscellaneous General Expenses-Gas	335		
59	Depreciation, Depletion, and Amortization of Gas Plant	336-338		
60	Particulars Concerning Certain Income Deduction and Interest Charges Accounts	340		
	COMMON SECTION			
61	Regulatory Commission Expenses	350-351		
62	Employee Pensions and Benefits (Account 926)	352		
63	Distribution of Salaries and Wages	354-355		
64	Charges for Outside Professional and Other Consultative Services	357		
65	Transactions with Associated (Affiliated) Companies	358		
	GAS PLANT STATISTICAL DATA			
66	Compressor Stations	508-509		
67	Gas Storage Projects	512-513		
68	Transmission Lines	514		
69	Transmission System Peak Deliveries	518		
70	Auxiliary Peaking Facilities	519		
71	Gas Account-Natural Gas	520		
72	Shipper Supplied Gas for the Current Quarter	521		
73	System Map	522		
74	Footnote Reference	551		
75	Footnote Text	552		
76	Stockholder's Reports (check appropriate box)			
	☐ Four copies will be submitted ☐ No annual report to stockholders is prepared			

Name of Respondent	This Report Is:	Date of Report (Mo, Da, Yr)	Year/Period of Report
Fort Cobb Fuel Authority, LLC	(1) ☑ An Original (2) ☐ A Resubmission		End of 2018

General Information

1. Provide name and title of officer having custody of the general corporate books of account and address of office where the general corporate books are kept and address of office where any other corporate books of account are kept, if different from that where the general corporate books are kept.

Thomas Hartline, President
Corporate: 3186-D Airway Avenue, Costa Mesa, CA 92626
Operations: 121 Eakly Campus Road, Eakly, OK 73033

2. Provide the name of the State under the laws of which respondent is incorporated and date of incorporation. If incorporated under a special law, give reference to such law. If not incorporated, state that fact and give the type of organization and the date organized.

Oklahoma; 9/7/2018

3. If at any time during the year the property of respondent was held by a receiver or trustee, give (a) name of receiver or trustee, (b) date such receiver or trustee took possession, (c) the authority by which the receivership or trusteeship was created, and (d) date when possession by receiver or trustee ceased.

N/A

4. State the classes of utility and other services furnished by respondent during the year in each State in which the respondent operated.

Natural Gas Distribution

5. Have you engaged as the principal accountant to audit your financial statements an accountant who is not the principal accountant for your previous year's certified financial statements?

(1) ☐ Yes... Enter the date when such independent accountant was initially engaged:
(2) ☑ No

Name of Respondent	This Report Is:	Date of Report (Mo, Da, Yr)	Year/Period of Report
Fort Cobb Fuel Authority, LLC	(1) ☑ An Original (2) ☐ A Resubmission		End of 2018

Control Over Respondent

1. Report in column (a) the names of all corporations, partnerships, business trusts, and similar organizations that directly, indirectly, jointly held control (see page 103 for definition of control) over the respondent at the end of the year. If control is in a holding company organization, report in a footnote the chain of organization.
2. If control is held by trustees, state in a footnote the names of trustees, the names of beneficiaries for whom the trust is maintained, and the purpose of the trust.
3. In column (b) designate type of control over the respondent. Report an "M" if the company is the main parent or controlling company having ultimate control over the respondent. Otherwise, report a "D" for direct, an "I" for indirect, or a "J" for joint control.

Line No.	Company Name (a)	Type of Control (b)	State of Incorporation (c)	Percent Voting Stock Owned (d)
1	Navitas Assets, LLC	Parent	DE	100%
2				
3				
4				
5				
6				
7				
8				
9				
10				
11				
12				
13				
14				
15				
16				
17				
18				
19				
20				
21				
22				
23				
24				
25				
26				
27				
28				
29				
30				

Name of Respondent	This Report Is:	Date of Report (Mo, Da, Yr)	Year/Period of Report
Fort Cobb Fuel Authority, LLC	(1) ☑ An Original (2) ☐ A Resubmission		End of 2018

Corporations Controlled by Respondent

1. Report below the names of all corporations, business trusts, and similar organizations, controlled directly or indirectly by respondent at any time during the year. If control ceased prior to end of year, give particulars (details) in a footnote.
2. If control was by other means than a direct holding of voting rights, state in a footnote the manner in which control was held, naming any intermediaries involved.
3. If control was held jointly with one or more other interests, state the fact in a footnote and name the other interests.
4. In column (b) designate type of control of the respondent as "D" for direct, an "I" for indirect, or a "J" for joint control.

DEFINITIONS

1. See the Uniform System of Accounts for a definition of control.
2. Direct control is that which is exercised without interposition of an intermediary.
3. Indirect control is that which is exercised by the interposition of an intermediary that exercises direct control.
4. Joint control is that in which neither interest can effectively control or direct action without the consent of the other, as where the voting control is equally divided between two holders, or each party holds a veto power over the other. Joint control may exist by mutual agreement or understanding between two or more parties who together have control within the meaning of the definition of control in the Uniform System of Accounts, regardless of the relative voting rights of each party.

Line No.	Name of Company Controlled (a)	Type of Control (b)	Kind of Business (c)	Percent Voting Stock Owned (d)	Footnote Reference (e)
1	Navitas OK3, LLC	Parent	LDC	100%	
2	Navitas 1, LLC	Parent	Business Logistics	100%	see 2(e) below
3	Navitas-Winstar, LLC	Parent	LDC	61%	
4					
5					
6					
7					
8					
9					
10					
11					
12					
13					
14					
15					
16					
17					
18					
19					
20					
21					
22					
23					
24					
25					
26					
27					
28					
29					
30					
	2(e) - Navitas 1, LLC was closed 12/18/2018.				

Name of Respondent	This Report Is:	Date of Report (Mo, Da, Yr)	Year/Period of Report
Fort Cobb Fuel Authority, LLC	(1) ☑ An Original (2) ☐ A Resubmission		End of 2018

Security Holders and Voting Powers

1. Give the names and addresses of the 10 security holders of the respondent who, at the date of the latest closing of the stock book or compilation of list of stockholders of the respondent, prior to the end of the year, had the highest voting powers in the respondent, and state the number of votes that each could cast on that date if a meeting were held. If any such holder held in trust, give in a footnote the known particulars of the trust (whether voting trust, etc.), duration of trust, and principal holders of beneficiary interests in the trust. If the company did not close the stock book or did not compile a list of stockholders within one year prior to the end of the year, or if since it compiled the previous list of stockholders, some other class of security has become vested with voting rights, then show such 10 security holders as of the close of the year. Arrange the names of the security holders in the order of voting power, commencing with the highest. Show in column (a) the titles of officers and directors included in such list of 10 security holders.

2. If any security other than stock carries voting rights, explain in a supplemental statement how such security became vested with voting rights and give other important details concerning the voting rights of such security. State whether voting rights are actual or contingent; if contingent, describe the contingency.

3. If any class or issue of security has any special privileges in the election of directors, trustees or managers, or in the determination of corporate action by any method, explain briefly in a footnote.

4. Furnish details concerning any options, warrants, or rights outstanding at the end of the year for others to purchase securities of the respondent or any securities or other assets owned by the respondent, including prices, expiration dates, and other material information relating to exercise of the options, warrants, or rights. Specify the amount of such securities or assets any officer, director, associated company, or any of the 10 largest security holders is entitled to purchase. This instruction is inapplicable to convertible securities or to any securities substantially all of which are outstanding in the hands of the general public where the options, warrants,

1. Give date of the latest closing of the stock book prior to end of year, and, in a footnote, state the purpose of such closing:	2. State the total number of votes cast at the latest general meeting prior to the end of year for election of directors of the respondent and number of such votes cast by proxy. Total: By Proxy:	3. Give the date and place of such meeting:

Line No.	Name (Title) and Address of Security Holder (a)	VOTING SECURITIES 4. Number of votes as of (date):			
		Total Votes (b)	Common Stock (c)	Preferred Stock (d)	Other (e)
5	Navitas Assets, LLC	100%	N/A	N/A	
6	3186-D Airway Avenue, Costa Mesa, California, 92626				
7					
8					
9					
10					
11					
12					
13					
14					
15					
16					
17					
18					
19					
20					

Name of Respondent	This Report Is:	Date of Report (Mo, Da, Yr)	Year/Period of Report
Fort Cobb Fuel Authorithy LLC	(1) [X] An Original (2) [ ] A Resubmission	03/25/19	End of 2018

Comparative Balance Sheet (Assets and Other Debits)

Line No.	Title of Account (a)	Reference Page Number (b)	Current Year End of Quarter/Year Balance (c)	Prior Year End Balance 12/31 (d)
1	**UTILITY PLANT**			
2	Utility Plant (101-106, 114)	200-201	14,910	16,353
3	Construction Work in Progress (107)	200-201		
4	TOTAL Utility Plant (Total of lines 2 and 3)	200-201	14,910	16,353
5	(Less) Accum. Provision for Depr., Amort., Depl. (108, 111, 115)		(8,432)	(8,350)
6	Net Utility Plant (Total of line 4 less 5)		6,478	8,003
7	Nuclear Fuel (120.1 thru 120.4, and 120.6)			
8	(Less) Accum. Provision for Amort., of Nuclear Fuel Assemblies (120.5)			
9	Nuclear Fuel (Total of line 7 less 8)			
10	Net Utility Plant (Total of lines 6 and 9)		6,478	8,003
11	Utility Plant Adjustments (116)	122		
12	Gas Stored-Base Gas (117.1)	220		
13	System Balancing Gas (117.2)	220		
14	Gas Stored in Reservoirs and Pipelines-Noncurrent (117.3)	220		
15	Gas Owed to System Gas (117.4)	220		
16	**OTHER PROPERTY AND INVESTMENTS**			
17	Nonutility Property (121)			
18	(Less) Accum. Provision for Depreciation and Amortization (122)			
19	Investments in Associated Companies (123)	222-223		
20	Investments in Subsidiary Companies (123.1)	224-225		
21	(For Cost of Account 123.1 See Footnote Page 224, line 40)			
22	Noncurrent Portion of Allowances			
23	Other Investments (124)	222-223		
24	Sinking Funds (125)			
25	Depreciation Fund (126)			
26	Amortization Fund - Federal (127)			
27	Other Special Funds (128)			
28	Long-Term Portion of Derivative Assets (175)			
29	Long-Term Portion of Derivative Assets - Hedges (176)			
30	TOTAL Other Property and Investments (Total of lines 17-20, 22-29)			
31	**CURRENT AND ACCRUED ASSETS**		19	46
32	Cash (131)			
33	Special Deposits (132-134)			
34	Working Funds (135)			
35	Temporary Cash Investments (136)	222-223	1,141	507
36	Notes Receivable (141)			
37	Customer Accounts Receivable (142)			
38	Other Accounts Receivable (143)			
39	(Less) Accum. Provision for Uncollectible Accounts - Credit (144)			
40	Notes Receivable from Associated Companies (145)			
41	Accounts Receivable from Associated Companies (146)			
42	Fuel Stock (151)			
43	Fuel Stock Expenses Undistributed (152)			

Name of Respondent	This Report Is:	Date of Report (Mo, Da, Yr)	Year/Period of Report
Fort Cobb Fuel Authorithy LLC	(1) [X] An Original (2) [ ] A Resubmission	03/25/19	End of 2018

Comparative Balance Sheet (Assets and Other Debits)(continued)

Line No.	Title of Account (a)	Reference Page Number (b)	Current Year End of Quarter/Year Balance (c)	Prior Year End Balance 12/31 (d)
44	Residuals (Elec) and Extracted Products (Gas) (153)			
45	Plant Materials and Operating Supplies (154)		6	0
46	Merchandise (155)			
47	Other Materials and Supplies (156)			
48	Nuclear Materials Held for Sale (157)			
49	Allowances (158.1 and 158.2)			
50	(Less) Noncurrent Portion of Allowances			
51	Stores Expense Undistributed (163)			
52	Gas Stored Underground-Current (164.1)	220		
53	Liquefied Natural Gas Stored and Held for Processing (164.2 thru 164.3)	220		
54	Prepayments (165)	230	4	15
55	Advances for Gas (166 thru 167)			
56	Interest and Dividends Receivable (171)			
57	Rents Receivable (172)			
58	Accrued Utility Revenues (173)			
59	Miscellaneous Current and Accrued Assets (174)			
60	Derivative Instrument Assets (175)		307	397
61	(Less) Long-Term Portion of Derivative Instrument Assets (175)			
62	Derivative Instrument Assets - Hedges (176)			
63	(Less) Long-Term Portion of Derivative Instrument Assests - Hedges (176)			
64	TOTAL Current and Accrued Assets (Total of lines 32 thru 63)		1,478	965
65	**DEFERRED DEBITS**			
66	Unamortized Debt Expense (181)	230		
67	Extraordinary Property Losses (182.1)	230		
68	Unrecovered Plant and Regulatory Study Costs (182.2)	232		
69	Other Regulatory Assets (182.3)		32	84
70	Preliminary Survey and Investigation Charges (Electric)(183)			
71	Preliminary Survey and Investigation Charges (Gas)(183.1 and 183.2)			
72	Clearing Accounts (184)			
73	Temporary Facilities (185)			
74	Miscellaneous Deferred Debits (186)	233		
75	Deferred Losses from Disposition of Utility Plant (187)			
76	Research, Development, and Demonstration Expend. (188)			
77	Unamortized Loss on Reacquired Debt (189)			
78	Accumulated Deferred Income Taxes (190)	234-235		
79	Unrecovered Purchased Gas Costs (191)			84
80	TOTAL Deferred Debits (Total of lines 66 thru 79)		7,988	9,052
81	TOTAL Assets and Other Debits (Total of lines 10-15,30,64,and 80)			

Name of Respondent	This Report Is:	Date of Report (Mo, Da, Yr)	Year/Period of Report
Fort Cobb Fuel Authorithy, LLC.	(1) [X] An Original (2) [ ] A Resubmission	04/12/19	End of 2,018

Comparative Balance Sheet (Liabilities and Other Credits)

Line No.	Title of Account (a)	Reference Page Number (b)	Current Year End of Quarter/Year Balance	Prior Year End Balance 12/31 (d)
1	**PROPRIETARY CAPITAL**			
2	Common Stock Issued (201)	250-251		
3	Preferred Stock Issued (204)	250-251		
4	Capital Stock Subscribed (202, 205)	252		
5	Stock Liability for Conversion (203, 206)	252		
6	Premium on Capital Stock (207)	252		
7	Other Paid-In Capital (208-211)	253	2,758	2,066
8	Installments Received on Capital Stock (212)	252		
9	(Less) Discount on Capital Stock (213)	254		
10	(Less) Capital Stock Expense (214)	254		
11	Retained Earnings (215, 215.1, 216)	118-119	(1,013)	(479)
12	Unappropriated Undistributed Subsidiary Earnings (216.1)	118-119		
13	(Less) Reacquired Capital Stock (217)	250-251		
14	Accumulated Other Comprehensive Income (219)	117	191	222
15	TOTAL Proprietary Capital (Total of lines 2 thru 14)		1.936	1,426
16	**LONG TERM DEBT**			
17	Bonds (221)	256-257		
18	(Less) Reacquired Bonds (222)	256-257		
19	Advances from Associated Companies (223)	256-257		
20	Other Long-Term Debt (224)	256-257	4,033	5,116
21	Unamortized Premium on Long-Term Debt (225)	258-259		
22	(Less) Unamortized Discount on Long-Term Debt-Dr (226)	258-259		
23	(Less) Current Portion of Long-Term Debt		(175)	(215)
24	TOTAL Long-Term Debt (Total of lines 17 thru 23)		3,858	4,901
25	**OTHER NONCURRENT LIABILITIES**			
26	Obligations Under Capital Leases-Noncurrent (227)			
27	Accumulated Provision for Property Insurance (228.1)			
28	Accumulated Provision for Injuries and Damages (228.2)			
29	Accumulated Provision for Pensions and Benefits (228.3)			
30	Accumulated Miscellaneous Operating Provisions (228.4)			
31	Accumulated Provision for Rate Refunds (229)			

Name of Respondent	This Report Is:	Date of Report (Mo, Da, Yr)	Year/Period of Report
Fort Cobb Fuel Authorithy, LLC.	(1) [X] An Original (2) [ ] A Resubmission	04/12/19	End of 2018

Comparative Balance Sheet (Liabilities and Other Credits)(continued)

Line No.	Title of Account (a)	Reference Page Number (b)	Current Year End of Quarter/Year Balance	Prior Year End Balance 12/31 (d)
32	Long-Term Portion of Derivative Instrument Liabilities			
33	Long-Term Portion of Derivative Instrument Liabilities - Hedges			
34	Asset Retirement Obligations (230)			
35	TOTAL Other Noncurrent Liabilities (Total of lines 26 thru 34)			
36	**CURRENT AND ACCRUED LIABILITIES**			
37	Current Portion of Long-Term Debt		176	215
38	Notes Payable (231)		750	220
39	Accounts Payable (232)		995	1,710
40	Notes Payable to Associated Companies (233)		16	
41	Accounts Payable to Associated Companies (234)		10	
42	Customer Deposits (235)			
43	Taxes Accrued (236)	262-263	247	580
44	Interest Accrued (237)			
45	Dividends Declared (238)			
46	Matured Long-Term Debt (239)			
47	Matured Interest (240)			
48	Tax Collections Payable (241)			
49	Miscellaneous Current and Accrued Liabilities (242)	268		
50	Obligations Under Capital Leases-Current (243)			
51	Derivative Instrument Liabilities (244)			
52	(Less) Long-Term Portion of Derivative Instrument Liabilities			
53	Derivative Instrument Liabilities - Hedges (245)			
54	(Less) Long-Term Portion of Derivative Instrument Liabilities - Hedges			
55	TOTAL Current and Accrued Liabilities (Total of lines 37 thru 54)		2,194	2,725
56	**DEFERRED CREDITS**			
57	Customer Advances for Construction (252)			
58	Accumulated Deferred Investment Tax Credits (255)			
59	Deferred Gains from Disposition of Utility Plant (256)			
60	Other Deferred Credits (253)	269		
61	Other Regulatory Liabilities (254)	278		
62	Unamortized Gain on Reacquired Debt (257)	260		
63	Accumulated Deferred Income Taxes - Accelerated Amortization (281)			
64	Accumulated Deferred Income Taxes - Other Property (282)			
65	Accumulated Deferred Income Taxes - Other (283)			
66	TOTAL Deferred Credits (Total of lines 57 thru 65)			
67	TOTAL Liabilities and Other Credits (Total of lines 15,24,35,55,and 66)		7,988	9,052

Name of Respondent	This Report Is:	Date of Report (Mo, Da, Yr)	Year/Period of Report
Fort Cobb Fuel Authorithy, LLC.	(1) [X] An Original (2) [ ] A Resubmission	04/12/19	End of 2018

Statement of Income

arterly
Enter in column (d) the balance for the reporting quarter and in column (e) the balance for the same three month period for the prior year.
2. Report in column (f) the quarter to date amounts for electric utility function; in column (h) the quarter to date amounts for gas utility, and in (j) the quarter to date amounts for other utility function for the current year quarter.
3. Report in column (g) the quarter to date amounts for electric utility function; in column (i) the quarter to date amounts for gas utility, and in (k) the quarter to date amounts for other utility function for the prior year quarter.
4. If additional columns are needed place them in a footnote.

Annual or Quarterly, if applicable
5. Do not report fourth quarter data in columns (e) and (f)
6. Report amounts for accounts 412 and 413, Revenues and Expenses from Utility Plant Leased to Others, in another utility columnin a similar manner to a utility department. Spread the amount(s) over lines 2 thru 26 as appropriate. Include these amounts in columns (c) and (d) totals.
7. Report amounts in account 414, Other Utility Operating Income, in the same manner as accounts 412 and 413 above.
8. Report data for lines 8, 10 and 11 for Natural Gas companies using accounts 404.1, 404.2, 404.3, 407.1 and 407.2.
9. Use page 122 for important notes regarding the statement of income for any account thereof.
10. Give concise explanations concerning unsettled rate proceedings where a contingency exists such that refunds of a material amount may need to be made to the utility's customers or which may result in material refund to the utility with respect to power or gas purchases. State for each year effected the gross revenues or costs to which the contingency relates and the tax effects together with an explanation of the major factors which affect the rights of the utility to retain such revenues or recover amounts paid with respect to power or gas purchases.
11 Give concise explanations concerning significant amounts of any refunds made or received during the year resulting from settlement of any rate proceeding affecting revenues received or costs incurred for power or gas purches, and a summary of the adjustments made to balance sheet, income, and expense accounts.
12. If any notes appearing in the report to stokholders are applicable to the Statement of Income, such notes may be included at page 122.
13. Enter on page 122 a concise explanation of only those changes in accounting mehods made during the year which had an effect on net income, including the basis of allocations and apportionments from those used in the preceding year. Also, give the appropriate dollar effect of such changes.
14. Explain in a footnote if the previous year's/quarter's figures are different from that reported in prior reports.
15. If the columns are insufficient for reporting additional utility departments, supply the appropriate account titles report the information in a footnote to this schedule.

Line No.	Title of Account (a)	Reference Page Number (b)	Total Current Year to Date Balance for Quarter/Year (c)	Total Prior Year to Date Balance for Quarter/Year (d)	Current Three Months Ended Quarterly Only No Fourth Quarter (e)	Prior Three Months Ended Quarterly Only No Fourth Quarter (f)
1	UTILITY OPERATING INCOME					
2	Gas Operating Revenues (400)	300-301	6,562	5,443		
3	Operating Expenses					
4	Operation Expenses (401)	317-325	1,922	1,902		
5	Maintenance Expenses (402)	317-325	3,023	3,057		
6	Depreciation Expense (403)	336-338	456	486		
7	Depreciation Expense for Asset Retirement Costs (403.1)	336-338				
8	Amortization and Depletion of Utility Plant (404-405)	336-338				
9	Amortization of Utility Plant Acu. Adjustment (406)	336-338				
10	Amort. of Prop. Losses, Unrecovered Plant and Reg. Study Costs (407.1)					
11	Amortization of Conversion Expenses (407.2)					
12	Regulatory Debits (407.3)					
13	(Less) Regulatory Credits (407.4)					
14	Taxes Other than Income Taxes (408.1)	262-263	404	128		
15	Income Taxes-Federal (409.1)	262-263				
16	Income Taxes-Other (409.1)	262-263				
17	Provision of Deferred Income Taxes (410.1)	234-235				
18	(Less) Provision for Deferred Income Taxes-Credit (411.1)	234-235				
19	Investment Tax Credit Adjustment-Net (411.4)					
20	(Less) Gains from Disposition of Utility Plant (411.6)					
21	Losses from Disposition of Utility Plant (411.7)					
22	(Less) Gains from Disposition of Allowances (411.8)					
23	Losses from Disposition of Allowances (411.9)					
24	Accretion Expense (411.10)					
25	TOTAL Utility Operating Expenses (Total of lines 4 thru 24)		5,805	5,573		
26	Net Utility Operating Income (Total of lines 2 less 25) (Carry forward to page 116, line 27)		757	(130)		

Name of Respondent	This Report Is:	Date of Report (Mo, Da, Yr)	Year/Period of Report
Fort Cobb Fuel Authorithy, LLC.	(1) [X] An Original (2) [ ] A Resubmission	04/15/19	End of 2018

Statement of Income

Line No.	Elec. Utility Current Year to Date (in dollars) (g)	Elec. Utility Previous Year to Date (in dollars) (h)	Gas Utility Current Year to Date (in dollars) (i)	Gas Utility Previous Year to Date (in dollars) (j)	Other Utility Current Year to Date (in dollars) (k)	Other Utility Previous Year to Date (in dollars) (l)
1						
2			6,562	5,443		
3						
4			1,922	1,902		
5			3,023	3,057		
6			456	486		
7						
8						
9						
10						
11						
12						
13						
14			404	128		
15						
16						
17						
18						
19						
20						
21						
22						
23						
24			5,805	5,573		
25			757	(130)		
26						

Name of Respondent	This Report Is:	Date of Report (Mo, Da, Yr)	Year/Period of Report
Fort Cobb Fuel Authorithy, LLC.	(1) [X] An Original (2) [ ] A Resubmission	04/15/19	End of 2018

Statement of Income(continued)

Line No.	Title of Account (a)	Reference Page Number (b)	Total Current Year to Date Balance for Quarter/Year (c)	Total Prior Year to Date Balance for Quarter/Year (d)	Current Three Months Ended Quarterly Only No Fourth Quarter (e)	Prior Three Months Ended Quarterly Only No Fourth Quarter (f)
27	Net Utility Operating Income (Carried forward from page 114)		757	(130)		
28	OTHER INCOME AND DEDUCTIONS					
29	Other Income					
30	Nonutility Operating Income					
31	Revenues form Merchandising, Jobbing and Contract Work (415)					
32	(Less) Costs and Expense of Merchandising, Job & Contract Work (416)					
33	Revenues from Nonutility Operations (417)					
34	(Less) Expenses of Nonutility Operations (417.1)					
35	Nonoperating Rental Income (418)					
36	Equity in Earnings of Subsidiary Companies (418.1)	119				
37	Interest and Dividend Income (419)					
38	Allowance for Other Funds Used During Construction (419.1)					
39	Miscellaneous Nonoperating Income (421)		(80)	(68)		
40	Gain on Disposition of Property (421.1)					
41	TOTAL Other Income (Total of lines 31 thru 40)		(80)	(68)		
42	Other Income Deductions					
43	Loss on Disposition of Property (421.2)					
44	Miscellaneous Amortization (425)					
45	Donations (426.1)	340				
46	Life Insurance (426.2)					
47	Penalties (426.3)					
48	Expenditures for Certain Civic, Political and Related Activities (426.4)					
49	Other Deductions (426.5)					
50	TOTAL Other Income Deductions (Total of lines 43 thru 49)	340				
51	Taxes Applic. to Other Income and Deductions					
52	Taxes Other than Income Taxes (408.2)	262-263				
53	Income Taxes-Federal (409.2)	262-263				
54	Income Taxes-Other (409.2)	262-263				
55	Provision for Deferred Income Taxes (410.2)	234-235				
56	(Less) Provision for Deferred Income Taxes-Credit (411.2)	234-235				
57	Investment Tax Credit Adjustments-Net (411.5)					
58	(Less) Investment Tax Credits (420)					
59	TOTAL Taxes on Other Income and Deductions (Total of lines 52-58)					
60	Net Other Income and Deductions (Total of lines 41, 50, 59)		(80)	(68)		
61	INTEREST CHARGES					
62	Interest on Long-Term Debt (427)	258-259				
63	Amortization of Debt Disc. and Expense (428)					
64	Amortization of Loss on Reacquired Debt (428.1)	258-259				
65	(Less) Amortization of Premium on Debt-Credit (429)					
66	(Less) Amortization of Gain on Reacquired Debt-Credit (429.1)	340				
67	Interest on Debt to Associated Companies (430)	340				
68	Other Interest Expense (431)					
69	(Less) Allowance for Borrowed Funds Used During Construction-Credit (432)		(318)	(336)		
70	Net Interest Charges (Total of lines 62 thru 69)		359	(533)		
71	Income Before Extraordinary Items (Total of lines 27,60 and 70)					
72	EXTRAORDINARY ITEMS					
73	Extraordinary Income (434)					
74	(Less) Extraordinary Deductions (435)					
75	Net Extraordinary Items (Total of line 73 less line 74)					
76	Income Taxes-Federal and Other (409.3)	262-263				
77	Extraordinary Items after Taxes (Total of line 75 less line 76)		359	(533)		
78	Net Income (Total of lines 71 and 77)					

Name of Respondent	This Report Is:	Date of Report (Mo, Da, Yr)	Year/Period of Report
Fort Cobb Fuel Authorithy, LLC.	(1) [X] An Original (2) [ ] A Resubmission	04/15/19	End of 2018

Statement of Accumulated Comprehensive Income and Hedging Activities

1. Report in columns (b) (c) and (e) the amounts of accumulated other comprehensive income items, on a net-of-tax basis, where appropriate.

2. Report in columns (f) and (g) the amounts of other categories of other cash flow hedges.

3. For each category of hedges that have been accounted for as "fair value hedges", report the accounts affected and the related amounts in a footnote.

Line No.	Item (a)	Unrealized Gains and Losses on available-for-sale securities (b)	Minimum Pension liability Adjustment (net amount) (c)	Foreign Currency Hedges (d)	Other Adjustments (e)
1	Balance of Account 219 at Beginning of Preceding Year				191
2	Preceding Quarter/Year to Date Reclassifications from Account 219 to Net Income				
3	Preceding Quarter/Year to Date Changes in Fair Value				
4	Total (lines 2 and 3)				
5	Balance of Account 219 at End of Preceding Quarter/Year				191
6	Balance of Account 219 at Beginning of Current Year				
7	Current Quarter/Year to Date Reclassifications from Account 219 to Net Income				0
8	Current Quarter/Year to Date Changes in Fair Value				0
9	Total (lines 7 and 8)				
10	Balance of Account 219 at End of Current Quarter/Year				191

Name of Respondent	This Report Is:	Date of Report (Mo, Da, Yr)	Year/Period of Report
Fort Cobb Fuel Authorithy, LLC.	(1) [X] An Original (2) [ ] A Resubmission	04/15/19	End of 2018

Statement of Accumulated Comprehensive Income and Hedging Activities(continued)

Line No.	Other Cash Flow Hedges Interest Rate Swaps (f)	Other Cash Flow Hedges [Insert Footnote at Line 1 to specify] (g)	Totals for each category of items recorded in Account 219 (h)	Net Income (Carried Forward from Page 116, Line 78) (i)	Total Comprehensive Income (j)
1					
2					
3					
4					
5					
6					
7					
8					
9					
10					

Name of Respondent	This Report Is:	Date of Report (Mo, Da, Yr)	Year/Period of Report
Fort Cobb Fuel Authorithy, LLC.	(1) [X] An Original (2) [ ] A Resubmission	04/15/19	End of 2018

Statement of Retained Earnings

1. Report all changes in appropriated retained earnings, unappropriated retained earnings, and unappropriated undistributed subsidiary earnings for the year.
2. Each credit and debit during the year should be identified as to the retained earnings account in which recorded (Accounts 433, 436-439 inclusive). Show the contra primary account affected in column (b).
3. State the purpose and amount for each reservation or appropriation of retained earnings.
4. List first Account 439, Adjustments to Retained Earnings, reflecting adjustments to the opening balance of retained earnings. Follow by credit, then debit items, in that order.
5. Show dividends for each class and series of capital stock.

Line No.	Item (a)	Contra Primary Account Affected (b)	Current Quarter Year to Date Balance (c)	Previous Quarter Year to Date Balance (d)
	UNAPPROPRIATED RETAINED EARNINGS			
1	Balance-Beginning of Period		(1013)	(480)
2	Changes (Identify by prescribed retained earnings accounts)			
3	Adjustments to Retained Earnings (Account 439)			
4				
5				
6				
7	Appropriations of Retained Earnings (Account 436)			
8				
9	Dividends Declared-Preferred Stock (Account 437)			
10				
11	Dividends Declared-Common Stock (Account 438)			
12				
13	Transfers from Account 216.1, Unappropriated Undistributed Subsidiary Earnings			
14	Balance-End of Period (Total of lines 1, 4, 5, 6, 8, 10, 12, and 13)			
15	APPROPRIATED RETAINED EARNINGS (Account 215)			
16	TOTAL Appropriated Retained Earnings (Account 215) (footnote details)			
17	APPROPRIATED RETAINED EARNINGS-AMORTIZATION RESERVE, FEDERAL (Account			
18	TOTAL Appropriated Retained Earnings-Amortization Reserve, Federal (Account			
19	TOTAL Appropriated Retained Earnings (Accounts 215, 215.1) (Total of lines			
20	TOTAL Retained Earnings (Accounts 215, 215.1, 216) (Total of lines 14 and 1			
21	UNAPPROPRIATED UNDISTRIBUTED SUBSIDIARY EARNINGS (Account 216.1)			
	Report only on an Annual Basis no Quarterly			
22	Balance-Beginning of Year (Debit or Credit)		359	(533)
23	Equity in Earnings for Year (Credit) (Account 418.1)			
24	(Less) Dividends Received (Debit)			
25	Other Changes (Explain)		(654)	(1013)
26	Balance-End of Year			

Name of Respondent	This Report Is:	Date of Report (Mo, Da, Yr)	Year/Period of Report
Fort Cobb Fuel Authorithy, LLC.	(1) [X] An Original (2) [ ] A Resubmission	04/16/19	End of 2018

Statement of Cash Flows

(1) Codes to be used:(a) Net Proceeds or Payments;(b)Bonds, debentures and other long-term debt; (c) Include commercial paper; and (d) Identify separately such items as investments, fixed assets, intangibles, etc.
(2) Information about noncash investing and financing activities must be provided in the Notes to the Financial statements. Also provide a reconciliation between "Cash and Cash Equivalents at End of Period" with related amounts on the Balance Sheet.
(3) Operating Activities - Other: Include gains and losses pertaining to operating activities only. Gains and losses pertaining to investing and financing activities should be reported in those activities. Show in the Notes to the Financials the amounts of interest paid (net of amount capitalized) and income taxes paid.
(4) Investing Activities: Include at Other (line 25) net cash outflow to acquire other companies. Provide a reconciliation of assets acquired with liabilities assumed in the Notes to the Financial Statements. Do not include on this statement the dollar amount of leases capitalized per the USofA General Instruction 20; instead provide a reconciliation of the dollar amount of leases capitalized with the plant cost.

Line No.	Description (See Instructions for explanation of codes) (a)	Current Year to Date Quarter/Year	Previous Year to Date Quarter/Year
1	Net Cash Flow from Operating Activities		
2	Net Income (Line 78(c) on page 116)	359	(533)
3	Noncash Charges (Credits) to Income:		
4	Depreciation and Depletion	456	486
5			
6	Deferred Income Taxes (Net)		
7	Investment Tax Credit Adjustments (Net)		
8	Net (Increase) Decrease in Receivables	(634)	267
9	Net (Increase) Decrease in Inventory	(6)	10
10	Net (Increase) Decrease in Allowances Inventory		
11	Net Increase (Decrease) in Payables and Accrued Expenses	(1049)	(170)
12	Net (Increase) Decrease in Other Regulatory Assets	90	200
13	Net Increase (Decrease) in Other Regulatory Liabilities	(15)	0
14	(Less) Allowance for Other Funds Used During Construction		
15	(Less) Undistributed Earnings from Subsidiary Companies		
16	PrePaids	12	0
17	Net Cash Provided by (Used in) Operating Activities		
18	(Total of Lines 2 thru 16)	(788)	(260)
19			
20	Cash Flows from Investment Activities:		
21	Construction and Acquisition of Plant (including land):		
22	Gross Additions to Utility Plant (less nuclear fuel)	1,122	(235)
23	Gross Additions to Nuclear Fuel		
24	Gross Additions to Common Utility Plant		
25	Gross Additions to Nonutility Plant		
26	(Less) Allowance for Other Funds Used During Construction		
27			
28	Cash Outflows for Plant (Total of lines 22 thru 27)	1,122	(235)
29			
30	Acquisition of Other Noncurrent Assets (d)		
31	Proceeds from Disposal of Noncurrent Assets (d)		
32			
33	Investments in and Advances to Assoc. and Subsidiary Companies		
34	Contributions and Advances from Assoc. and Subsidiary Companies		
35	Disposition of Investments in (and Advances to)		
36	Associated and Subsidiary Companies		
37			
38	Purchase of Investment Securities (a)		
39	Proceeds from Sales of Investment Securities (a)		

Name of Respondent	This Report Is:	Date of Report (Mo, Da, Yr)	Year/Period of Report
Fort Cobb Fuel Authority, LLC.	(1) [X] An Original (2) [ ] A Resubmission	04/16/19	End of 2018

Statement of Cash Flows (continued)

Line No.	Description (See Instructions for explanation of codes) (a)	Current Year to Date Quarter/Year	Previous Year to Date Quarter/Year
40	Loans Made or Purchased		
41	Collections on Loans		
42			
43	Net (Increase) Decrease in Receivables		
44	Net (Increase) Decrease in Inventory		
45	Net (Increase) Decrease in Allowances Held for Speculation		
46	Net Increase (Decrease) in Payables and Accrued Expenses		
47			
48	Net Cash Provided by (Used in) Investing Activities	1,122	(235)
49	(Total of lines 28 thru 47)		
50			
51	Cash Flows from Financing Activities:		
52	Proceeds from Issuance of:	(1,082)	(223)
53	Long-Term Debt (b)		
54	Preferred Stock	182	150
55	Common Stock		
56			
57	Net Increase in Short-term Debt (c)		
58		(900)	(73)
59	Cash Provided by Outside Sources (Total of lines 53 thru 58)		
60			
61	Payments for Retirement of:		
62	Long-Term Debt (b)		
63	Preferred Stock		
64	Common Stock		
65		540	105
66	Net Decrease in Short-Term Debt (c)		
67			
68	Dividends on Preferred Stock		
69	Dividends on Common Stock		
70	Net Cash Provided by (Used in) Financing Activities	(360)	32
71	(Total of lines 59 thru 69)		
72			
73	Net Increase (Decrease) in Cash and Cash Equivalents	(26)	57
74	(Total of line 18, 49 and 71)		
75		46	11
76	Cash and Cash Equivalents at Beginning of Period		
77		20	46
78	Cash and Cash Equivalents at End of Period		

Name of Respondent	This Report Is:	Date of Report (Mo, Da, Yr)	Year/Period of Report
Fort Cobb Fuel Authorithy, LLC.	(1) [X] An Original (2) [ ] A Resubmission	04/16/19	End of 2018

Summary of Utility Plant and Accumulated Provisions for Depreciation, Amortization and Depletion

Line No.	Item (a)	Total Company For the Current Quarter/Year
1	UTILITY PLANT	
2	In Service	12,746
3	Plant in Service (Classified)	
4	Property Under Capital Leases	
5	Plant Purchased or Sold	
6	Completed Construction not Classified	
7	Experimental Plant Unclassified	12,746
8	TOTAL Utility Plant (Total of lines 3 thru 7)	
9	Leased to Others	
10	Held for Future Use	
11	Construction Work in Progress	2,164
12	Acquisition Adjustments	14,910
13	TOTAL Utility Plant (Total of lines 8 thru 12)	(8,432)
14	Accumulated Provisions for Depreciation, Amortization, & Depletion	6,478
15	Net Utility Plant (Total of lines 13 and 14)	
16	DETAIL OF ACCUMULATED PROVISIONS FOR DEPRECIATION, AMORTIZATION AND DEPLETION	
17	In Service:	(8,432)
18	Depreciation	
19	Amortization and Depletion of Producing Natural Gas Land and Land Rights	
20	Amortization of Underground Storage Land and Land Rights	
21	Amortization of Other Utility Plant	(8,432)
22	TOTAL In Service (Total of lines 18 thru 21)	
23	Leased to Others	
24	Depreciation	
25	Amortization and Depletion	
26	TOTAL Leased to Others (Total of lines 24 and 25)	
27	Held for Future Use	
28	Depreciation	
29	Amortization	
30	TOTAL Held for Future Use (Total of lines 28 and 29)	
31	Abandonment of Leases (Natural Gas)	
32	Amortization of Plant Acquisition Adjustment	
33	TOTAL Accum. Provisions (Should agree with line 14 above)(Total of lines 22, 26, 30, 31, and 32)	(8,432)

Name of Respondent	This Report Is:	Date of Report (Mo, Da, Yr)	Year/Period of Report
Fort Cobb Fuel Authorithy, LLC.	(1) [X] An Original (2) [ ] A Resubmission	04/16/19	End of 2018

Summary of Utility Plant and Accumulated Provisions for Depreciation, Amortization and Depletion (continued)

ne No.	Electric (c)	Gas (d)	Other (specify) (e)	Common (f)
1				
2				
3		12,746		
4				
5				
6				
7				
8		12,746		
9				
10				
11				
12		2,164		
13		14,910		
14		(8,432)		
15		6,478		
16				
17				
18		(8,432)		
19				
20				
21				
22		(8,432)		
23				
24				
25				
26				
27				
28				
29				
30				
31				
32				
33		(8,432)		

Name of Respondent	This Report Is:	Date of Report (Mo, Da, Yr)	Year/Period of Report
Fort Cobb Fuel Authorithy, LLC.	(1) [X] An Original (2) [ ] A Resubmission	04/16/19	End of 2018

Gas Plant in Service (Accounts 101, 102, 103, and 106)

1. Report below the original cost of gas plant in service according to the prescribed accounts.
2. In addition to Account 101, Gas Plant in Service (Classified), this page and the next include Account 102, Gas Plant Purchased or Sold, Account 103, Experimental Gas Plant Unclassified, and Account 106, Completed Construction Not Classified-Gas.
3. Include in column (c) and (d), as appropriate corrections of additions and retirements for the current or preceding year.
4. Enclose in parenthesis credit adjustments of plant accounts to indicate the negative effect of such accounts.
5. Classify Account 106 according to prescribed accounts, on an estimated basis if necessary, and include the entries in column (c).Also to be included in column (c) are entries for reversals of tentative distributions of prior year reported in column (b). Likewise, if the respondent has a significant amount of plant retirements which have not been classified to primary accounts at the end of the year, include in column (d) a tentative distribution of such retirements, on an estimated basis, with appropriate contra entry to the account for accumulated depreciation provision. Include also in column (d) reversals of tentative distributions of prior year's unclassified retirements. Attach supplemental statement showing the account distributions of these tentative classifications in columns (c) and (d).

Line No.	Account (a)	Balance at Beginning of Year (b)	Additions (c)
1	INTANGIBLE PLANT		
2	301 Organization	84	
3	302 Franchises and Consents		
4	303 Miscellaneous Intangible Plant		
5	TOTAL Intangible Plant (Enter Total of lines 2 thru 4)		
6	PRODUCTION PLANT		
7	Natural Gas Production and Gathering Plant		
8	325.1 Producing Lands		
9	325.2 Producing Leaseholds		
10	325.3 Gas Rights		
11	325.4 Rights-of-Way		
12	325.5 Other Land and Land Rights		
13	326 Gas Well Structures		
14	327 Field Compressor Station Structures		
15	328 Field Measuring and Regulating Station Equipment		
16	329 Other Structures		
17	330 Producing Gas Wells-Well Construction		
18	331 Producing Gas Wells-Well Equipment		
19	332 Field Lines		
20	333 Field Compressor Station Equipment		
21	334 Field Measuring and Regulating Station Equipment		
22	335 Drilling and Cleaning Equipment		
23	336 Purification Equipment		
24	337 Other Equipment		
25	338 Unsuccessful Exploration and Development Costs		
26	339 Asset Retirement Costs for Natural Gas Production and		
27	TOTAL Production and Gathering Plant (Enter Total of lines 8		
28	PRODUCTS EXTRACTION PLANT		
29	340 Land and Land Rights		
30	341 Structures and Improvements		
31	342 Extraction and Refining Equipment		
32	343 Pipe Lines		
33	344 Extracted Products Storage Equipment		

Gas Plant in Service (Accounts 101, 102, 103, and 106) (continued)

Including the reversals of the prior years tentative account distributions of these amounts. Careful observance of the above instructions and the texts of Account 101 and 106 will avoid serious omissions of respondent's reported amount for plant actually in service at end of year.

6. Show in column (f) reclassifications or transfers within utility plant accounts. Include also in column (f) the additions or reductions of primary account classifications arising from distribution of amounts initially recorded in Account 102. In showing the clearance of Account 102, include in column (e) the amounts with respect to accumulated provision for depreciation, acquisition adjustments, etc., and show in column (f) only the offset to the debits or credits to primary account classifications.

7. For Account 399, state the nature and use of plant included in this account and if substantial in amount submit a supplementary statement showing subaccount classification of such plant conforming to the requirements of these pages.

8. For each amount comprising the reported balance and changes in Account 102, state the property purchased or sold, name of vendor or purchaser, and date of transaction. If proposed journal entries have been filed with the Commission as required by the Uniform System of Accounts, give date of such filing.

Line No.	Retirements (d)	Adjustments (e)	Transfers (f)	Balance at End of Year (g)
1				32
2	(52)			
3				
4				
5				
6				
7				
8				
9				
10				
11				
12				
13				
14				
15				
16				
17				
18				
19				
20				
21				
22				
23				
24				
25				
26				
27				
28				
29				
30				
31				
32				
33				

Name of Respondent	This Report Is:	Date of Report (Mo, Da, Yr)	Year/Period of Report
Fort Cobb Fuel Authorithy, LLC.	(1) [X] An Original (2) [ ] A Resubmission	04/16/19	End of 2018

Gas Plant in Service (Accounts 101, 102, 103, and 106) (continued)

Line No.	Account (a)	Balance at Beginning of Year (b)	Additions (c)
34	345 Compressor Equipment		
35	346 Gas Measuring and Regulating Equipment		
36	347 Other Equipment		
37	348 Asset Retirement Costs for Products Extraction Plant		
38	TOTAL Products Extraction Plant (Enter Total of lines 29 thru 37)		
39	TOTAL Natural Gas Production Plant (Enter Total of lines 27 and		
40	Manufactured Gas Production Plant (Submit Supplementary		
41	TOTAL Production Plant (Enter Total of lines 39 and 40)		
42	NATURAL GAS STORAGE AND PROCESSING PLANT		
43	Underground Storage Plant		
44	350.1 Land		
45	350.2 Rights-of-Way		
46	351 Structures and Improvements		
47	352 Wells		
48	352.1 Storage Leaseholds and Rights		
49	352.2 Reservoirs		
50	352.3 Non-recoverable Natural Gas		
51	353 Lines		
52	354 Compressor Station Equipment		
53	355 Other Equipment		
54	356 Purification Equipment		
55	357 Other Equipment		
56	358 Asset Retirement Costs for Underground Storage Plant		
57	TOTAL Underground Storage Plant (Enter Total of lines 44 thru		
58	Other Storage Plant		
59	360 Land and Land Rights		
60	361 Structures and Improvements		
61	362 Gas Holders		
62	363 Purification Equipment		
63	363.1 Liquefaction Equipment		
64	363.2 Vaporizing Equipment		
65	363.3 Compressor Equipment		
66	363.4 Measuring and Regulating Equipment		
67	363.5 Other Equipment		
68	363.6 Asset Retirement Costs for Other Storage Plant		
69	TOTAL Other Storage Plant (Enter Total of lines 58 thru 68)		
70	Base Load Liquefied Natural Gas Terminaling and Processing Plant		
71	364.1 Land and Land Rights		
72	364.2 Structures and Improvements		
73	364.3 LNG Processing Terminal Equipment		
74	364.4 LNG Transportation Equipment		
75	364.5 Measuring and Regulating Equipment		
76	364.6 Compressor Station Equipment		
77	364.7 Communications Equipment		
78	364.8 Other Equipment		
79	364.9 Asset Retirement Costs for Base Load Liquefied Natural Gas		
80	TOTAL Base Load Liquefied Nat'l Gas, Terminaling and		

Name of Respondent	This Report Is:	Date of Report (Mo, Da, Yr)	Year/Period of Report
Fort Cobb Fuel Authority, LLC	(1) [X] An Original (2) [ ] A Resubmission	04/16/19	End of 2018

Gas Plant in Service (Accounts 101, 102, 103, and 106) (continued)

Line No.	Retirements (d)	Adjustments (e)	Transfers (f)	Balance at End of Year (g)
34				
35				
36				
37				
38				
39				
40				
41				
42				
43				
44				
45				
46				
47				
48				
49				
50				
51				
52				
53				
54				
55				
56				
57				
58				
59				
60				
61				
62				
63				
64				
65				
66				
67				
68				
69				
70				
71				
72				
73				
74				
75				
76				
77				
78				
79				
80				

Name of Respondent	This Report Is:	Date of Report (Mo, Da, Yr)	Year/Period of Report
Fort Cobb Fuel Authorithy, LLC.	(1) [X] An Original (2) [ ] A Resubmission	04/16/19	End of 2018

Gas Plant in Service (Accounts 101, 102, 103, and 106) (continued)

Line No.	Account (a)	Balance at Beginning of Year (b)	Additions (c)
81	TOTAL Nat'l Gas Storage and Processing Plant (Total of lines 57,		
82	TRANSMISSION PLAN		
83	365.1 Land and Land Rights		
84	365.2 Rights-of-Way		
85	366 Structures and Improvements		
86	367 Mains		
87	368 Compressor Station Equipment		
88	369 Measuring and Regulating Station Equipment		
89	370 Communication Equipment		
90	371 Other Equipment		
91	372 Asset Retirement Costs for Transmission Plant		
92	TOTAL Transmission Plant (Enter Totals of lines 83 thru 91)		
93	DISTRIBUTION PLANT		
94	374 Land and Land Rights 1720	486	
95	375 Structures and Improvements 1606	793	86
96	376 Mains		78
97	377 Compressor Station Equipment 1721,24,27	12,223	
98	378 Measuring and Regulating Station Equipment-General		
99	379 Measuring and Regulating Station Equipment-City Gate		139
100	380 Services 1722,25,28	674	
101	381 Meters		
102	382 Meter Installations		
103	383 House Regulators		
104	384 House Regulator Installations		
105	385 Industrial Measuring and Regulating Station Equipment		
106	386 Other Property on Customers' Premises		
107	387 Other Equipment		
108	388 Asset Retirement Costs for Distribution Plant 177X	(7;503)	303
109	TOTAL Distribution Plant (Enter Total of lines 94 thru 108)	6,673	
110	GENERAL PLANT		
111	389 Land and Land Rights		
112	390 Structures and Improvements		
113	391 Office Furniture and Equipment		
114	392 Transportation Equipment	1,816	
115	393 Stores Equipment		
116	394 Tools, Shop, and Garage Equipment		
117	395 Laboratory Equipment		
118	396 Power Operated Equipment		
119	397 Communication Equipment		
120	398 Miscellaneous Equipment IRRIGATION ENGINES	361	17
121	Subtotal (Enter Total of lines 111 thru 120)	2,177	17
122	399 Other Tangible Property		
123	399.1 Asset Retirement Costs for General Plant	(847)	
124	TOTAL General Plant (Enter Total of lines 121, 122 and 123)	1,330	17
125	TOTAL (Accounts 101 and 106)		
126	Gas Plant Purchased (See Instruction 8)		
127	(Less) Gas Plant Sold (See Instruction 8)		
128	Experimental Gas Plant Unclassified		
129	TOTAL Gas Plant In Service (Enter Total of lines 125 thru 128)	8,003	320

Name of Respondent	This Report Is:	Date of Report (Mo, Da, Yr)	Year/Period of Report
Fort Cobb Fuel Authorithy, LLC.	(1) [X] An Original (2) [ ] A Resubmission	04/16/19	End of 2018

Gas Plant in Service (Accounts 101, 102, 103, and 106) (continued)

Line No.	Retirements (d)	Adjustments (e)	Transfers (f)	Balance at End of Year (g)
81				
82				
83				
84				
85				
86				
87				
88				
89				
90				
91				
92				
93				486
94				879
95				
96				12,301
97				
98				
99				813
100				
101				
102				
103				
104				
105				
106				
107				(7,838)
108		(335)		6,641
109		(335)		
110				
111				
112				
113				52
114	(1,764)			
115				
116				
117				
118				
119				378
120				430
121	(1,764)			(593)
122	308	(54)		
123				(163)
124	(1,456)	(54)		
125				
126				
127				
128				6,478
129	(1,456)	(389)		

Name of Respondent	This Report Is:	Date of Report (Mo, Da, Yr)	Year/Period of Report
Fort Cobb Fuel Authority, LLC	(1) [X] An Original (2) [ ] A Resubmission	04/17/19	End of 2018

Accumulated Provision for Depreciation of Gas Utility Plant (Account 108)

1. Explain in a footnote any important adjustments during year.
2. Explain in a footnote any difference between the amount for book cost of plant retired, line 10, column (c), and that reported for gas plant in service, page 204-209, column (d), excluding retirements of nondepreciable property.
3. The provisions of Account 108 in the Uniform System of Accounts require that retirements of depreciable plant be recorded when such plant is removed from service. If the respondent has a significant amount of plant retired at year end which has not been recorded and/or classified to the various reserve functional classifications, make preliminary closing entries to tentatively functionalize the book cost of the plant retired. In addition, include all costs included in retirement work in progress at year end in the appropriate functional classifications.
4. Show separately interest credits under a sinking fund or similar method of depreciation accounting.
5. At lines 7 and 14, add rows as necessary to report all data. Additional rows should be numbered in sequence, e.g., 7.01, 7.02, etc.

Line No.	Item (a)	Total (c+d+e) (b)	Gas Plant in Service (c)	Gas Plant Held for Future Use (d)	Gas Plant Leased to Others (e)
	Section A. BALANCES AND CHANGES DURING YEAR				
1	Balance Beginning of Year	8,350	8,350		
2	Depreciation Provisions for Year, Charged to				
3	(403) Depreciation Expense	389	389		
4	(403.1) Depreciation Expense for Asset Retirement Costs	(307)	(307)		
5	(413) Expense of Gas Plant Leased to Others				
6	Transportation Expenses - Clearing				
7	Other Clearing Accounts				
8	Other Clearing (Specify) (footnote details):				
9					
10	TOTAL Deprec. Prov. for Year (Total of lines 3 thru 8)				
11	Net Charges for Plant Retired:				
12	Book Cost of Plant Retired				
13	Cost of Removal				
14	Salvage (Credit)				
15	TOTAL Net Chrgs for Plant Ret. (Total of lines 12 thru 14)				
16	Other Debit or Credit Items (Describe) (footnote details):				
17					
18	Book Cost of Asset Retirement Costs				
19	Balance End of Year (Total of lines 1,10,15,16 and 18)				
	Section B. BALANCES AT END OF YEAR ACCORDING TO FUNCTIONAL CLASSIFICATIONS				
21	Productions-Manufactured Gas				
22	Production and Gathering-Natural Gas				
23	Products Extraction-Natural Gas				
24	Underground Gas Storage				
25	Other Storage Plant				
26	Base Load LNG Terminaling and Processing Plant				
27	Transmission				
28	Distribution				
29	General				
30	TOTAL (Total of lines 21 thru 29)	8,432	8,432		

Name of Respondent	This Report Is:	Date of Report (Mo, Da, Yr)	Year/Period of Report
Fort Cobb Fuel Authority, LLC	(1) [X] An Original (2) [ ] A Resubmission	04/18/19	End of 2018

Investments (Account 123, 124, and 136)

1. Report below investments in Accounts 123, Investments in Associated Companies, 124, Other Investments, and 136, Temporary Cash Investments.

2. Provide a subheading for each account and list thereunder the information called for:

(a) Investment in Securities-List and describe each security owned, giving name of issuer, date acquired and date of maturity. For bonds, also give principal amount, date of issue, maturity, and interest rate. For capital stock (including capital stock of respondent reacquired under a definite plan for resale pursuant to authorization by the Board of Directors, and included in Account 124, Other Investments) state number of shares, class, and series of stock. Minor investments may be grouped by classes. Investments included in Account 136, Temporary Cash Investments, also may be grouped by classes.

(b) Investment Advances-Report separately for each person or company the amounts of loans or investment advances that are properly includable in Account 123. Include advances subject to current repayment in Account 145 and 146. With respect to each advance, show whether the advance is a note or open account.

Line No.	Description of Investment (a)	* (b)	Book Cost at Beginning of Year (If book cost is different from cost to respondent, give cost to respondent in a footnote and explain difference) (c)	Purchases or Additions During the Year (d)
1	FCFA is the majority owner of its affiliates. Therefore,			
2	the financial statements of its affiliates are consolidated and			
3	the investment eliminated.			
4				
5				
6				
7				
8				
9				
10				
11				
12				
13				
14				
15				
16				
17				
18				
19				
20				
21				
22				
23				
24				
25				
26				
27				
28				
29				
30				
31				
32				
33				
34				
35				
36				
37				
38				
39				
40				

Name of Respondent	This Report Is:	Date of Report (Mo, Da, Yr)	Year/Period of Report
Fort Cobb Fuel Authority, LLC	(1) [X] An Original (2) [ ] A Resubmission	04/18/19	End of 2018

Prepayments (Acct 165), Extraordinary Property Losses (Acct 182.1), Unrecovered Plant and Regulatory Study Costs (Acct 182.2)

PREPAYMENTS (ACCOUNT 165)

1. Report below the particulars (details) on each prepayment.

Line No.	Nature of Payment (a)	Balance at End of Year (in dollars) (b)
1	Prepaid Insurance	
2	Prepaid Rents	
3	Prepaid Taxes	
4	Prepaid Interest	
5	Miscellaneous Prepayments Oklahoma Corporation Commission Fees	4
6	TOTAL	

Name of Respondent	This Report Is:	Date of Report (Mo, Da, Yr)	Year/Period of Report
Fort Cobb Fuel Authority LLC	(1) [X] An Original (2) [ ] A Resubmission	04/18/19	End of 2018

Other Regulatory Assets (Account 182.3)

1. Report below the details called for concerning other regulatory assets which are created through the ratemaking actions of regulatory agencies (and not includable in other accounts).
2. For regulatory assets being amortized, show period of amortization in column (a).
3. Minor items (5% of the Balance at End of Year for Account 182.3 or amounts less than $250,000, whichever is less) may be grouped by classes.
4. Report separately any "Deferred Regulatory Commission Expenses" that are also reported on pages 350-351, Regulatory Commission Expenses.
5. Provide in a footnote, for each line item, the regulatory citation where authorization for the regulatory asset has been granted (e.g. Commission Order, state commission order, court decision).

Line No.	Description and Purpose of Other Regulatory Assets (a)	Balance at Beginning Current Quarter/Year (b)	Debits (c)	Written off During Quarter/Year Account Charged (d)	Written off During Period Amount Recovered (e)	Written off During Period Amount Deemed Unrecoverable (f)	Balance at End of Current Quarter/Year (g)
1	Org. Costs / Rate Case	84		(52)			32
2							
3							
4							
5							
6							
7							
8							
9							
10							
11							
12							
13							
14							
15							
16							
17							
18							
19							
20							
21							
22							
23							
24							
25							
26							
27							
28							
29							
30							
31							
32							
33							
34							
35							
36							
37							
38							
39							
40	**Total**						

Name of Respondent	This Report Is:	Date of Report (Mo, Da, Yr)	Year/Period of Report
Fort Cobb Fuel Authority, LLC	(1) [X] An Original (2) [ ] A Resubmission	04/18/19	End of 2018

Long-Term Debt (Accounts 221, 222, 223, and 224)

1. Report by Balance Sheet Account the details concerning long-term debt included in Account 221, Bonds, 222, Reacquired Bonds, 223, Advances from Associated Companies, and 224, Other Long-Term Debt.
2. For bonds assumed by the respondent, include in column (a) the name of the issuing company as well as a description of the bonds.
3. For Advances from Associated Companies, report separately advances on notes and advances on open accounts. Designate demand notes as such. Include in column (a) names of associated companies from which advances were received.
4. For receivers' certificates, show in column (a) the name of the court and date of court order under which such certificates were issued.

Line No.	Class and Series of Obligation and Name of Stock Exchange (a)	Nominal Date of Issue (b)	Date of Maturity (c)	Outstanding (Total amount outstanding without reduction for amts held by respondent) (d)
1	Bank 7 - System Loan	10/13	10/33	3,858
2	Bank 7 LOC	10/18	10/19	750
3				
4				
5				
6				
7				
8				
9				
10				
11				
12				
13				
14				
15				
16				
17				
18				
19				
20				
21				
22				
23				
24				
25				
26				
27				
28				
29				
30				
31				
32				
33				
34				
35				
36				
37				
38				
39				4,608
40	TOTAL			

Name of Respondent	This Report Is:	Date of Report (Mo, Da, Yr)	Year/Period of Report
Fort Cobb Fuel Authority LLC	(1) [X] An Original (2) [ ] A Resubmission	04/18/19	End of 2018

Taxes Accrued, Prepaid and Charged During Year, Distribution of Taxes Charged (Show utility dept where applicable and acct charged)

1. Give details of the combined prepaid and accrued tax accounts and show the total taxes charged to operations and other accounts during the year. Do not include gasoline and other sales taxes which have been charged to the accounts to which the taxed material was charged. If the actual or estimated amounts of such taxes are known, show the amounts in a footnote and designate whether estimated or actual amounts.
2. Include on this page, taxes paid during the year and charged direct to final accounts, (not charged to prepaid or accrued taxes). Enter the amounts in both columns (d) and (e). The balancing of this page is not affected by the inclusion of these taxes.
3. Include in column (d) taxes charged during the year, taxes charged to operations and other accounts through (a) accruals credited to taxes accrued, (b) amounts credited to the portion of prepaid taxes charged to current year, and (c) taxes paid and charged direct to operations or accounts other than accrued and prepaid tax accounts.
4. List the aggregate of each kind of tax in such manner that the total tax for each State and subdivision can readily be ascertained.

Line No.	Kind of Tax (See Instruction 5) (a)	Balance at Beg. of Year Taxes Accrued (b)	Balance at Beg. of Year Prepaid Taxes (c)
1	Ad Valorem	87	
2	Sales Tax	6	
3	Franchise Tax	10	
4			
5	PrePaid 1406 Oklahoma Corp. Comm.		7
6			
7			
8			
9			
10			
11			
12			
13			
14			
15			
16			
17			
18			
19			
20			
21			
22			
23			
24			
25			
26			
27			
28			
29			
30			
31			
32			
33			
34			
35			
36			
37			
38			
39	TOTAL	103	7

Name of Respondent	This Report Is:	Date of Report (Mo, Da, Yr)	Year/Period of Report
Fort Cobb Fuel Authority, LLC	(1) [X] An Original (2) [ ] A Resubmission	04/18/19	End of 2018

Taxes Accrued, Prepaid and Charged During Year, Distribution of Taxes Charged (Show utility dept where applicable and acct charged)

(continued)

5. If any tax (exclude Federal and State income taxes) covers more than one year, show the required information separately for each tax year, identifying the year in column (a).
6. Enter all adjustments of the accrued and prepaid tax accounts in column (f) and explain each adjustment in a footnote. Designate debit adjustments by parentheses.
7. Do not include on this page entries with respect to deferred income taxes or taxes collected through payroll deductions or otherwise pending transmittal of such taxes to the taxing authority.
8. Show in columns (i) thru (p) how the taxes accounts were distributed. Show both the utility department and number of account charged. For taxes charged to utility plant, show the number of the appropriate balance sheet plant account or subaccount.
9. For any tax apportioned to more than one utility department or account, state in a footnote the basis (necessity) of apportioning such tax.
10. Items under $250,000 may be grouped.
11. Report in column (q) the applicable effective state income tax rate.

Line No.	Taxes Charged During Year (d)	Taxes Paid During Year (e)	Adjustments (f)	Balance at End of Year Taxes Accrued (Account 236) (g)	Balance at End of Year Prepaid Taxes (Included in Acct 165) (h)
1	164	(177)		72	
2	241	(263)		(16)	
3	45	(51)		4	
4			8		15
5					
6					
7					
8					
9					
10					
11					
12					
13					
14					
15					
16					
17					
18					
19					
20					
21					
22					
23					
24					
25					
26					
27					
28					
29					
30					
31					
32					
33					
34					
35					
36					
37					
38					
39	TOTAL 450	(493)	8	60	15

Name of Respondent	This Report Is:	Date of Report (Mo, Da, Yr)	Year/Period of Report
Fort Cobb Fuel Authority, LLC	(1) [X] An Original (2) [ ] A Resubmission	04/18/19	End of 2018

Other Regulatory Liabilities (Account 254)

1. Report below the details called for concerning other regulatory liabilities which are created through the ratemaking actions of regulatory agencies (and not includable in other amounts).
2. For regulatory liabilities being amortized, show period of amortization in column (a).
3. Minor items (5% of the Balance at End of Year for Account 254 or amounts less than $250,000, whichever is less) may be grouped by classes.
4. Provide in a footnote, for each line item, the regulatory citation where the respondent was directed to refund the regulatory liability (e.g. Commission Order, state commission order, court decision).

Line No.	Description and Purpose of Other Regulatory Liabilities (a)	Balance at Beginning of Current Quarter/Year (b)	Written off during Quarter/Period Account Credited (c)	Written off During Period Amount Refunded (d)	Written off During Period Amount Deemed Non-Refundable (e)	Credits (f)	Balance at End of Current Quarter/Year (g)
1	Def. Fuel Liability	0				0	0
2							
3							
4							
5							
6							
7							
8							
9							
10							
11							
12							
13							
14							
15							
16							
17							
18							
19							
20							
21							
22							
23							
24							
25							
26							
27							
28							
29							
30							
31							
32							
33							
34							
35							
36							
37							
38							
39							
40							
41							
42							
43							
44							
45	Total						

Name of Respondent	This Report Is:	Date of Report (Mo, Da, Yr)	Year/Period of Report
Fort Cobb Fuel Authority, LLC	(1) [X] An Original (2) [ ] A Resubmission	04/18/19	End of 2018

Gas Operating Revenues

1. Report below natural gas operating revenues for each prescribed account total. The amounts must be consistent with the detailed data on succeeding pages.
2. Revenues in columns (b) and (c) include transition costs from upstream pipelines.
3. Other Revenues in columns (f) and (g) include reservation charges received by the pipeline plus usage charges, less revenues reflected in columns (b) through (e). Include in columns (f) and (g) revenues for Accounts 480-495.

Line No.	Title of Account (a)	Revenues for Transition Costs and Take-or-Pay Amount for Current Year (b)	Revenues for Transition Costs and Take-or-Pay Amount for Previous Year (c)	Revenues for GRI and ACA Amount for Current Year (d)	Revenues for GRI and ACA Amount for Previous Year (e)
1	480 Residential Sales				
2	481 Commercial and Industrial Sales				
3	482 Other Sales to Public Authorities				
4	483 Sales for Resale				
5	484 Interdepartmental Sales				
6	485 Intracompany Transfers				
7	487 Forfeited Discounts				
8	488 Miscellaneous Service Revenues				
9	489.1 Revenues from Transportation of Gas of Others Through Gathering Facilities				
10	489.2 Revenues from Transportation of Gas of Others Through Transmission Facilities				
11	489.3 Revenues from Transportation of Gas of Others Through Distribution Facilities				
12	489.4 Revenues from Storing Gas of Others				
13	490 Sales of Prod. Ext. from Natural Gas				
14	491 Revenues from Natural Gas Proc. by Others				
15	492 Incidental Gasoline and Oil Sales				
16	493 Rent from Gas Property				
17	494 Interdepartmental Rents				
18	495 Other Gas Revenues				
19	Subtotal:				
20	496 (Less) Provision for Rate Refunds				
21	TOTAL:				

Name of Respondent	This Report Is:	Date of Report (Mo, Da, Yr)	Year/Period of Report
Fort Cobb Fuel Authority, LLC	(1) [X] An Original (2) [ ] A Resubmission	04/18/19	End of 2018

Gas Operating Revenues

4. If increases or decreases from previous year are not derived from previously reported figures, explain any inconsistencies in a footnote.
5. On Page 108, include information on major changes during the year, new service, and important rate increases or decreases.
6. Report the revenue from transportation services that are bundled with storage services as transportation service revenue.

Line No.	Other Revenues Amount for Current Year (f)	Other Revenues Amount for Previous Year (g)	Total Operating Revenues Amount for Current Year (h)	Total Operating Revenues Amount for Previous Year (i)	Dekatherm of Natural Gas Amount for Current Year (j)	Dekatherm of Natural Gas Amount for Previous Year (k)
1			3,674	2,985		
2			2,853	2,451		
3						
4						
5						
6						
7						
8			43	43		
9						
10						
11						
12						
13						
14						
15						
16						
17			28	5		
18			(36)	(40)		
19						
20						
21			6,562	5,443		

Name of Respondent	This Report Is: (1) [X] An Original (2) [ ] A Resubmission	Date of Report (Mo, Da, Yr) 04/18/19	Year/Period of Report End of 2018

Gas Operation and Maintenance Expenses

Line No.	Account (a)	Amount for Current Year (b)	Amount for Previous Year (c)
1	1. PRODUCTION EXPENSES		
2	A. Manufactured Gas Production		
3	Manufactured Gas Production (Submit Supplemental Statement)		
4	B. Natural Gas Production		
5	B1. Natural Gas Production and Gathering		
6	Operation		
7	750 Operation Supervision and Engineering		
8	751 Production Maps and Records		
9	752 Gas Well Expenses		
10	753 Field Lines Expenses		
11	754 Field Compressor Station Expenses		
12	755 Field Compressor Station Fuel and Power		
13	756 Field Measuring and Regulating Station Expenses		
14	757 Purification Expenses		
15	758 Gas Well Royalties		
16	759 Other Expenses		
17	760 Rents		
18	TOTAL Operation (Total of lines 7 thru 17)		
19	Maintenance		
20	761 Maintenance Supervision and Engineering		
21	762 Maintenance of Structures and Improvements		
22	763 Maintenance of Producing Gas Wells		
23	764 Maintenance of Field Lines		
24	765 Maintenance of Field Compressor Station Equipment		
25	766 Maintenance of Field Measuring and Regulating Station Equipment		
26	767 Maintenance of Purification Equipment		
27	768 Maintenance of Drilling and Cleaning Equipment		
28	769 Maintenance of Other Equipment		
29	TOTAL Maintenance (Total of lines 20 thru 28)		
30	TOTAL Natural Gas Production and Gathering (Total of lines 18 and 29)		

Name of Respondent	This Report Is: (1) [X] An Original (2) [ ] A Resubmission	Date of Report (Mo, Da, Yr) 04/18/19	Year/Period of Report End of 2018

Gas Operation and Maintenance Expenses(continued)

Line No.	Account (a)	Amount for Current Year (b)	Amount for Previous Year (c)
31	B2. Products Extraction		
32	Operation		
33	770 Operation Supervision and Engineering		
34	771 Operation Labor		
35	772 Gas Shrinkage		
36	773 Fuel		
37	774 Power		
38	775 Materials		
39	776 Operation Supplies and Expenses		
40	777 Gas Processed by Others		
41	778 Royalties on Products Extracted		
42	779 Marketing Expenses		
43	780 Products Purchased for Resale		
44	781 Variation in Products Inventory		
45	(Less) 782 Extracted Products Used by the Utility-Credit		
46	783 Rents		
47	TOTAL Operation (Total of lines 33 thru 46)		
48	Maintenance		
49	784 Maintenance Supervision and Engineering		
50	785 Maintenance of Structures and Improvements		
51	786 Maintenance of Extraction and Refining Equipment		
52	787 Maintenance of Pipe Lines		
53	788 Maintenance of Extracted Products Storage Equipment		
54	789 Maintenance of Compressor Equipment		
55	790 Maintenance of Gas Measuring and Regulating Equipment		
56	791 Maintenance of Other Equipment		
57	TOTAL Maintenance (Total of lines 49 thru 56)		
58	TOTAL Products Extraction (Total of lines 47 and 57)		

Name of Respondent	This Report Is:	Date of Report (Mo, Da, Yr)	Year/Period of Report
Fort Cobb Fuel Authority, LLC	(1) [X] An Original (2) [ ] A Resubmission	04/18/19	End of 2018

Gas Operation and Maintenance Expenses(continued)

Line No.	Account (a)	Amount for Current Year (b)	Amount for Previous Year (c)
59	C. Exploration and Development		
60	Operation		
61	795 Delay Rentals		
62	796 Nonproductive Well Drilling		
63	797 Abandoned Leases		
64	798 Other Exploration		
65	TOTAL Exploration and Development (Total of lines 61 thru 64)		
66	D. Other Gas Supply Expenses		
67	Operation		
68	800 Natural Gas Well Head Purchases LeAnn	13	18
69	800.1 Natural Gas Well Head Purchases, Intracompany Transfers		
70	801 Natural Gas Field Line Purchases		
71	802 Natural Gas Gasoline Plant Outlet Purchases		
72	803 Natural Gas Transmission Line Purchases		
73	804 Natural Gas City Gate Purchases All 4	1,700	1,607
74	804.1 Liquefied Natural Gas Purchases		
75	805 Other Gas Purchases		
76	(Less) 805.1 Purchases Gas Cost Adjustments FCFA 5098	25	119
77	TOTAL Purchased Gas (Total of lines 68 thru 76)	1,738	1,744
78	806 Exchange Gas		
79	Purchased Gas Expenses		
80	807.1 Well Expense-Purchased Gas		
81	807.2 Operation of Purchased Gas Measuring Stations		
82	807.3 Maintenance of Purchased Gas Measuring Stations		
83	807.4 Purchased Gas Calculations Expenses		
84	807.5 Other Purchased Gas Expenses		
85	TOTAL Purchased Gas Expenses (Total of lines 80 thru 84)		

Name of Respondent	This Report Is:	Date of Report (Mo, Da, Yr)	Year/Period of Report
Fort Cobb Fuel Authority, LLC	(1) [X] An Original (2) [ ] A Resubmission	04/18/19	End of 2018

Gas Operation and Maintenance Expenses(continued)

Line No.	Account (a)	Amount for Current Year (b)	Amount for Previous Year (c)
86	808.1 Gas Withdrawn from Storage-Debit		
87	(Less) 808.2 Gas Delivered to Storage-Credit		
88	809.1 Withdrawals of Liquefied Natural Gas for Processing-Debit		
89	(Less) 809.2 Deliveries of Natural Gas for Processing-Credit		
90	Gas used in Utility Operation-Credit		
91	810 Gas Used for Compressor Station Fuel-Credit		
92	811 Gas Used for Products Extraction-Credit		
93	812 Gas Used for Other Utility Operations-Credit FCFA	6	5
94	TOTAL Gas Used in Utility Operations-Credit (Total of lines 91 thru 93)	6	5
95	813 Other Gas Supply Expenses		
96	TOTAL Other Gas Supply Exp. (Total of lines 77,78,85,86 thru 89,94,95)	1,744	1,749
97	TOTAL Production Expenses (Total of lines 3, 30, 58, 65, and 96)	1,744	1,749
98	2. NATURAL GAS STORAGE, TERMINALING AND PROCESSING EXPENSES		
99	A. Underground Storage Expenses		
100	Operation		
101	814 Operation Supervision and Engineering		
102	815 Maps and Records		
103	816 Wells Expenses		
104	817 Lines Expense		
105	818 Compressor Station Expenses		
106	819 Compressor Station Fuel and Power		
107	820 Measuring and Regulating Station Expenses		
108	821 Purification Expenses		
109	822 Exploration and Development		
110	823 Gas Losses		
111	824 Other Expenses		
112	825 Storage Well Royalties		
113	826 Rents		
114	TOTAL Operation (Total of lines of 101 thru 113)		

Name of Respondent	This Report Is: (1) [X] An Original (2) [ ] A Resubmission	Date of Report (Mo, Da, Yr) 04/18/19	Year/Period of Report End of 2018

Gas Operation and Maintenance Expenses(continued)

Line No.	Account (a)	Amount for Current Year (b)	Amount for Previous Year (c)
115	Maintenance		
116	830 Maintenance Supervision and Engineering		
117	831 Maintenance of Structures and Improvements		
118	832 Maintenance of Reservoirs and Wells		
119	833 Maintenance of Lines		
120	834 Maintenance of Compressor Station Equipment		
121	835 Maintenance of Measuring and Regulating Station Equipment		
122	836 Maintenance of Purification Equipment		
123	837 Maintenance of Other Equipment		
124	TOTAL Maintenance (Total of lines 116 thru 123)		
125	TOTAL Underground Storage Expenses (Total of lines 114 and 124)		
126	B. Other Storage Expenses		
127	Operation		
128	840 Operation Supervision and Engineering		
129	841 Operation Labor and Expenses		
130	842 Rents		
131	842.1 Fuel		
132	842.2 Power		
133	842.3 Gas Losses		
134	TOTAL Operation (Total of lines 128 thru 133)		
135	Maintenance		
136	843.1 Maintenance Supervision and Engineering		
137	843.2 Maintenance of Structures		
138	843.3 Maintenance of Gas Holders		
139	843.4 Maintenance of Purification Equipment		
140	843.5 Maintenance of Liquefaction Equipment		
141	843.6 Maintenance of Vaporizing Equipment		
142	843.7 Maintenance of Compressor Equipment		
143	843.8 Maintenance of Measuring and Regulating Equipment		
144	843.9 Maintenance of Other Equipment		
145	TOTAL Maintenance (Total of lines 136 thru 144)		
146	TOTAL Other Storage Expenses (Total of lines 134 and 145)		

Name of Respondent	This Report Is: (1) [X] An Original (2) [ ] A Resubmission	Date of Report (Mo, Da, Yr) 04/18/19	Year/Period of Report End of 2018

Gas Operation and Maintenance Expenses(continued)

Line No.	Account (a)	Amount for Current Year (b)	Amount for Previous Year (c)
147	C. Liquefied Natural Gas Terminaling and Processing Expenses		
148	Operation		
149	844.1 Operation Supervision and Engineering		
150	844.2 LNG Processing Terminal Labor and Expenses		
151	844.3 Liquefaction Processing Labor and Expenses		
152	844.4 Liquefaction Transportation Labor and Expenses		
153	844.5 Measuring and Regulating Labor and Expenses		
154	844.6 Compressor Station Labor and Expenses		
155	844.7 Communication System Expenses		
156	844.8 System Control and Load Dispatching		
157	845.1 Fuel		
158	845.2 Power		
159	845.3 Rents		
160	845.4 Demurrage Charges		
161	(less) 845.5 Wharfage Receipts-Credit		
162	845.6 Processing Liquefied or Vaporized Gas by Others		
163	846.1 Gas Losses		
164	846.2 Other Expenses		
165	TOTAL Operation (Total of lines 149 thru 164)		
166	Maintenance		
167	847.1 Maintenance Supervision and Engineering		
168	847.2 Maintenance of Structures and Improvements		
169	847.3 Maintenance of LNG Processing Terminal Equipment		
170	847.4 Maintenance of LNG Transportation Equipment		
171	847.5 Maintenance of Measuring and Regulating Equipment		
172	847.6 Maintenance of Compressor Station Equipment		
173	847.7 Maintenance of Communication Equipment		
174	847.8 Maintenance of Other Equipment		
175	TOTAL Maintenance (Total of lines 167 thru 174)		
176	TOTAL Liquefied Nat Gas Terminaling and Proc Exp (Total of lines 165 and 175)		
177	TOTAL Natural Gas Storage (Total of lines 125, 146, and 176)		

Name of Respondent	This Report Is:	Date of Report (Mo, Da, Yr)	Year/Period of Report
Fort Cobb Fuel Authority, LLC	(1) [X] An Original (2) [ ] A Resubmission	04/18/19	End of 2018

Gas Operation and Maintenance Expenses(continued)

Line No.	Account (a)	Amount for Current Year (b)	Amount for Previous Year (c)
178	3. TRANSMISSION EXPENSES		
179	Operation		
180	850 Operation Supervision and Engineering	176	153
181	851 System Control and Load Dispatching		
182	852 Communication System Expenses		
183	853 Compressor Station Labor and Expenses		
184	854 Gas for Compressor Station Fuel		
185	855 Other Fuel and Power for Compressor Stations		
186	856 Mains Expenses		
187	857 Measuring and Regulating Station Expenses		
188	858 Transmission and Compression of Gas by Others		
189	859 Other Expenses		
190	860 Rents		
191	TOTAL Operation (Total of lines 180 thru 190)	176	153
192	Maintenance		
193	861 Maintenance Supervision and Engineering		
194	862 Maintenance of Structures and Improvements		
195	863 Maintenance of Mains		
196	864 Maintenance of Compressor Station Equipment		
197	865 Maintenance of Measuring and Regulating Station Equipment		
198	866 Maintenance of Communication Equipment		
199	867 Maintenance of Other Equipment		
200	TOTAL Maintenance (Total of lines 193 thru 199)		
201	TOTAL Transmission Expenses (Total of lines 191 and 200)	176	153
202	4. DISTRIBUTION EXPENSES		
203	Operation		
204	870 Operation Supervision and Engineering		
205	871 Distribution Load Dispatching		
206	872 Compressor Station Labor and Expenses		
207	873 Compressor Station Fuel and Power		

Name of Respondent: Fort Cobb Fuel Authority, LLC	This Report Is: (1) [X] An Original (2) [ ] A Resubmission	Date of Report (Mo, Da, Yr): 04/18/19	Year/Period of Report: End of 2018

Gas Operation and Maintenance Expenses(continued)

Line No.	Account (a)	Amount for Current Year (b)	Amount for Previous Year (c)
208	874 Mains and Services Expenses	603	613
209	875 Measuring and Regulating Station Expenses-General		
210	876 Measuring and Regulating Station Expenses-Industrial		
211	877 Measuring and Regulating Station Expenses-City Gas Check Station		
212	878 Meter and House Regulator Expenses		
213	879 Customer Installations Expenses		
214	880 Other Expenses		
215	881 Rents		
216	TOTAL Operation (Total of lines 204 thru 215)	603	613
217	Maintenance		
218	885 Maintenance Supervision and Engineering		
219	886 Maintenance of Structures and Improvements		
220	887 Maintenance of Mains	(60)	75
221	888 Maintenance of Compressor Station Equipment		
222	889 Maintenance of Measuring and Regulating Station Equipment-General		
223	890 Maintenance of Meas. and Reg. Station Equipment-Industrial		
224	891 Maintenance of Meas. and Reg. Station Equip-City Gate Check Station		
225	892 Maintenance of Services		
226	893 Maintenance of Meters and House Regulators	131	98
227	894 Maintenance of Other Equipment	49	46
228	TOTAL Maintenance (Total of lines 218 thru 227)	120	219
229	TOTAL Distribution Expenses (Total of lines 216 and 228)	723	832
230	5. CUSTOMER ACCOUNTS EXPENSES		
231	Operation		
232	901 Supervision		
233	902 Meter Reading Expenses		
234	903 Customer Records and Collection Expenses	82	13

Name of Respondent	This Report Is:	Date of Report (Mo, Da, Yr)	Year/Period of Report
Fort Cobb Fuel Authority, LLC	(1) [X] An Original (2) [ ] A Resubmission	04/19/19	End of 2018

Gas Operation and Maintenance Expenses(continued)

Line No.	Account (a)	Amount for Current Year (b)	Amount for Previous Year (c)
235	904 Uncollectible Accounts	4	33
236	905 Miscellaneous Customer Accounts Expenses		
237	TOTAL Customer Accounts Expenses (Total of lines 232 thru 236)	86	46
238	6. CUSTOMER SERVICE AND INFORMATIONAL EXPENSES		
239	Operation		
240	907 Supervision	202	213
241	908 Customer Assistance Expenses		
242	909 Informational and Instructional Expenses		
243	910 Miscellaneous Customer Service and Informational Expenses		
244	TOTAL Customer Service and Information Expenses (Total of lines 240 thru 243)	202	213
245	7. SALES EXPENSES		
246	Operation		
247	911 Supervision		
248	912 Demonstrating and Selling Expenses		
249	913 Advertising Expenses		
250	916 Miscellaneous Sales Expenses		
251	TOTAL Sales Expenses (Total of lines 247 thru 250)		
252	8. ADMINISTRATIVE AND GENERAL EXPENSES		
253	Operation		
254	920 Administrative and General Salaries	721	682
255	921 Office Supplies and Expenses	183	158
256	(Less) 922 Administrative Expenses Transferred-Credit		
257	923 Outside Services Employed	171	158
258	924 Property Insurance	122	115
259	925 Injuries and Damages	52	38
260	926 Employee Pensions and Benefits	346	373
261	927 Franchise Requirements		
262	928 Regulatory Commission Expenses	(35)	35
263	(Less) 929 Duplicate Charges-Credit		
264	930.1General Advertising Expenses		
265	930.2Miscellaneous General Expenses		
266	931 Rents	446	401
267	TOTAL Operation (Total of lines 254 thru 266)	2,006	1,961
268	Maintenance		
269	932 Maintenance of General Plant	9	8
270	TOTAL Administrative and General Expenses (Total of lines 267 and 269)	2,015	1,969
271	TOTAL Gas O&M Expenses (Total of lines 97,177,201,229,237,244,251, and 270)	4,940	4,959

Name of Respondent	This Report Is:	Date of Report (Mo, Da, Yr)	Year/Period of Report
Fort Cobb Fuel Authority, LLC	(1) [X] An Original (2) [ ] A Resubmission	04/19/19	End of 2018

Exchange and Imbalance Transactions

1. Report below details by zone and rate schedule concerning the gas quantities and related dollar amount of imbalances associated with system balancing and no-notice service. Also, report certificated natural gas exchange transactions during the year. Provide subtotals for imbalance and no-notice quantities for exchanges. If respondent does not have separate zones, provide totals by rate schedule. Minor exchange transactions (less than 100,000 Dth) may be grouped.

Line No.	Zone/Rate Schedule (a)	Gas Received from Others Amount (b)	Gas Received from Others Dth (c)	Gas Delivered to Others Amount (d)	Gas Delivered to Others Dth (e)
1					
2					
3					
4					
5					
6					
7					
8					
9					
10					
11					
12					
13					
14					
15					
16					
17					
18					
19					
20					
21					
22					
23					
24					
25	**Total**				

Name of Respondent	This Report Is: (1) ☐ An Original (2) ☐ A Resubmission	Date of Report (Mo, Da, Yr)	Year/Period of Report End of

Miscellaneous General Expenses (Account 930.2)

1. Provide the information requested below on miscellaneous general expenses.
2. For Other Expenses, show the (a) purpose, (b) recipient and (c) amount of such items. List separately amounts of $250,000 or more however, amounts less than $250,000 may be grouped if the number of items of so grouped is shown.

Line No.	Description (a)	Amount (in dollars) (b)
1	Industry association dues.	
2	Experimental and general research expenses.	
	a. Gas Research Institute (GRI)	
	b. Other	
3	Publishing and distributing information and reports to stockholders, trustee, registrar, and transfer agent fees and expenses, and other expenses of servicing outstanding securities of the respondent	
4		
5		
6		
7		
8		
9		
10		
11		
12		
13		
14		
15		
16		
17		
18		
19		
20		
21		
22		
23		
24		
25	**Total**	

Name of Respondent	This Report Is:	Date of Report (Mo, Da, Yr)	Year/Period of Report
Fort Cobb Fuel Authority, LLC	(1) [X] An Original (2) [ ] A Resubmission	04/19/19	End of 2018

Depreciation, Depletion and Amortization of Gas Plant (Accts 403, 404.1, 404.2, 404.3, 405) (Except Amortization of Acquisition Adjustments)

1. Report in Section A the amounts of depreciation expense, depletion and amortization for the accounts indicated and classified according to the plant functional groups shown.
2. Report in Section B, column (b) all depreciable or amortizable plant balances to which rates are applied and show a composite total. (If more desirable, report by plant account, subaccount or functional classifications other than those pre-printed in column (a). Indicate in a footnote the manner in which column (b) balances are

Section A. Summary of Depreciation, Depletion, and Amortization Charges

Line No.	Functional Classification (a)	Depreciation Expense (Account 403) (b)	Amortization Expense for Asset Retirement Costs (Account 403.1) (c)	Amortization and Depletion of Producing Natural Gas Land and Land Rights (Account 404.1) (d)	Amortization of Underground Storage Land and Land Rights (Account 404.2) (e)
1	Intangible plant				
2	Production plant, manufactured gas				
3	Production and gathering plant, natural gas				
4	Products extraction plant				
5	Underground gas storage plant				
6	Other storage plant				
7	Base load LNG terminaling and processing plant				
8	Transmission plant				
9	Distribution plant				
10	General plant	456			
11	Common plant-gas				
12	TOTAL	456			

Name of Respondent	This Report Is:	Date of Report (Mo, Da, Yr)	Year/Period of Report
Fort Cobb Fuel Authority, LLC	(1) [X] An Original (2) [ ] A Resubmission	04/19/19	End of 2018

Depreciation, Depletion and Amortization of Gas Plant (Accts 403, 404.1, 404.2, 404.3, 405) (Except Amortization of Acquisition Adjustments) (continued)

btained. If average balances are used, state the method of averaging used. For column (c) report available information for each plant functional classification listed in column (a). If composite depreciation accounting is used, report available information called for in columns (b) and (c) on this basis. Where the unit-of-production method is used to determine depreciation charges, show in a footnote any revisions made to estimated gas reserves.

3. If provisions for depreciation were made during the year in addition to depreciation provided by application of reported rates, state in a footnote the amounts and nature of the provisions and the plant items to which related.

Section A. Summary of Depreciation, Depletion, and Amortization Charges

Line No.	Amortization of Other Limited-term Gas Plant (Account 404.3) (f)	Amortization of Other Gas Plant (Account 405) (g)	Total (b to g) (h)	Functional Classification (a)
1				Intangible plant
2				Production plant, manufactured gas
3				Production and gathering plant, natural gas
4				Products extraction plant
5				Underground gas storage plant
6				Other storage plant
7				Base load LNG terminaling and processing plant
8				Transmission plant
9			456	Distribution plant
10				General plant
11				Common plant-gas
12			456	TOTAL

Name of Respondent	This Report Is: (1) ☐ An Original (2) ☐ A Resubmission	Date of Report (Mo, Da, Yr)	Year/Period of Report End of

Distribution of Salaries and Wages

Report below the distribution of total salaries and wages for the year. Segregate amounts originally charged to clearing accounts to Utility Departments, Construction, Plant Removals and Other Accounts, and enter such amounts in the appropriate lines and columns provided. Salaries and wages billed to the Respondent by an affiliated company must be assigned to the particular operating function(s) relating to the expenses.

In determining this segregation of salaries and wages originally charged to clearing accounts, a method of approximation giving substantially correct results may be used. When reporting detail of other accounts, enter as many rows as necessary numbered sequentially starting with 75.01, 75.02, etc.

Line No.	Classification (a)	Direct Payroll Distribution (b)	Payroll Billed by Affiliated Companies (c)	Allocation of Payroll Charged for Clearing Accounts (d)	Total (e)
1	Electric				
2	Operation				
3	Production				
4	Transmission				
5	Distribution				
6	Customer Accounts				
7	Customer Service and Informational				
8	Sales				
9	Administrative and General				
10	TOTAL Operation (Total of lines 3 thru 9)				
11	Maintenance				
12	Production				
13	Transmission				
14	Distribution				
15	Administrative and General				
16	TOTAL Maintenance (Total of lines 12 thru 15)				
17	Total Operation and Maintenance				
18	Production (Total of lines 3 and 12)				
19	Transmission (Total of lines 4 and 13)				
20	Distribution (Total of lines 5 and 14)				
21	Customer Accounts (line 6)				
22	Customer Service and Informational (line 7)				
23	Sales (line 8)				
24	Administrative and General (Total of lines 9 and 15)				
25	TOTAL Operation and Maintenance (Total of lines 18 thru 24)				
26	Gas				
27	Operation				
28	Production - Manufactured Gas				
29	Production - Natural Gas(Including Exploration and Development)				
30	Other Gas Supply				
31	Storage, LNG Terminaling and Processing				
32	Transmission				
33	Distribution				
34	Customer Accounts				
35	Customer Service and Informational				
36	Sales				
37	Administrative and General				
38	TOTAL Operation (Total of lines 28 thru 37)				
39	Maintenance				
40	Production - Manufactured Gas				
41	Production - Natural Gas(Including Exploration and Development)				
42	Other Gas Supply				
43	Storage, LNG Terminaling and Processing				
44	Transmission				
45	Distribution				

Name of Respondent	This Report Is: (1) ☐ An Original (2) ☐ A Resubmission	Date of Report (Mo, Da, Yr)	Year/Period of Report End of

Distribution of Salaries and Wages (continued)

Line No.	Classification (a)	Direct Payroll Distribution (b)	Payroll Billed by Affiliated Companies (c)	Allocation of Payroll Charged for Clearing Accounts (d)	Total (e)
46	Administrative and General				
47	TOTAL Maintenance (Total of lines 40 thru 46)				
48	Gas (Continued)				
49	Total Operation and Maintenance				
50	Production - Manufactured Gas (Total of lines 28 and 40)				
51	Production - Natural Gas (Including Expl. and Dev.)(ll. 29 and 41)				
52	Other Gas Supply (Total of lines 30 and 42)				
53	Storage, LNG Terminaling and Processing (Total of ll. 31 and 43)				
54	Transmission (Total of lines 32 and 44)				
55	Distribution (Total of lines 33 and 45)				
56	Customer Accounts (Total of line 34)				
57	Customer Service and Informational (Total of line 35)				
58	Sales (Total of line 36)				
59	Administrative and General (Total of lines 37 and 46)				
60	Total Operation and Maintenance (Total of lines 50 thru 59)				
61	Other Utility Departments				
62	Operation and Maintenance				
63	TOTAL ALL Utility Dept. (Total of lines 25, 60, and 62)				
64	Utility Plant				
65	Construction (By Utility Departments)				
66	Electric Plant				
67	Gas Plant				
68	Other				
69	TOTAL Construction (Total of lines 66 thru 68)				
70	Plant Removal (By Utility Departments)				
71	Electric Plant				
72	Gas Plant				
73	Other				
74	TOTAL Plant Removal (Total of lines 71 thru 73)				
75					
76	TOTAL Other Accounts				
77	TOTAL SALARIES AND WAGES				

Name of Respondent	This Report Is: (1) ☐ An Original (2) ☐ A Resubmission	Date of Report (Mo, Da, Yr)	Year/Period of Report End of

Charges for Outside Professional and Other Consultative Services

1. Report the information specified below for all charges made during the year included in any account (including plant accounts) for outside consultative and other professional services. These services include rate, management, construction, engineering, research, financial, valuation, legal, accounting, purchasing, advertising,labor relations, and public relations, rendered for the respondent under written or oral arrangement, for which aggregate payments were made during the year to any corporation partnership, organization of any kind, or individual (other than for services as an employee or for payments made for medical and related services) amounting to more than $250,000, including payments for legislative services, except those which should be reported in Account 426.4 Expenditures for Certain Civic, Political and Related Activities.
   (a) Name of person or organization rendering services.
   (b) Total charges for the year.
2. Sum under a description "Other", all of the aforementioned services amounting to $250,000 or less.
3. Total under a description "Total", the total of all of the aforementioned services.
4. Charges for outside professional and other consultative services provided by associated (affiliated) companies should be excluded from this schedule and be reported on Page 358, according to the instructions for that schedule.

Line No.	Description (a)	Amount (in dollars) (b)
1		
2		
3		
4		
5		
6		
7		
8		
9		
10		
11		
12		
13		
14		
15		
16		
17		
18		
19		
20		
21		
22		
23		
24		
25		
26		
27		
28		
29		
30		
31		
32		
33		
34		
35		

Name of Respondent	This Report Is:	Date of Report (Mo, Da, Yr)	Year/Period of Report
Fort Cobb Fuel Authority, LLC	(1) [X] An Original (2) [ ] A Resubmission	04/19/19	End of 2018

Transactions with Associated (Affiliated) Companies

1. Report below the information called for concerning all goods or services received from or provided to associated (affiliated) companies amounting to more than $250,000.
2. Sum under a description "Other", all of the aforementioned goods and services amounting to $250,000 or less.
3. Total under a description "Total", the total of all of the aforementioned goods and services.
4. Where amounts billed to or received from the associated (affiliated) company are based on an allocation process, explain in a footnote the basis of the allocation.

Line No.	Description of the Good or Service (a)	Name of Associated/Affiliated Company (b)	Account(s) Charged or Credited (c)	Amount Charged or Credited (d)
1	Goods or Services Provided by Affiliated Company			
2	Utility Operation	Navitas Utility Corp.	Comm/Direc/Overhead	4,863
3	Office Rent IDR Oklahoma	Navitas Assets LLC	494-46	78
4				
5				
6				
7				
8				
9				
10				
11				
12				
13				
14				
15				
16				
17				
18				
19				
20	Goods or Services Provided for Affiliated Company			
21				
22				
23				
24				
25				
26				
27				
28				
29				
30				
31				
32				
33				
34				
35				
36				
37				
38				
39				
40				

Name of Respondent	This Report Is:	Date of Report (Mo, Da, Yr)	Year/Period of Report
Fort Cobb Fuel Authority, LLC	(1) [X] An Original (2) [ ] A Resubmission	04/19/19	End of 2018

Gas Account - Natural Gas

1. The purpose of this schedule is to account for the quantity of natural gas received and delivered by the respondent.
Natural gas means either natural gas unmixed or any mixture of natural and manufactured gas.
Enter in column (c) the year to date Dth as reported in the schedules indicated for the items of receipts and deliveries.
4. Enter in column (d) the respective quarter's Dth as reported in the schedules indicated for the items of receipts and deliveries.
5. Indicate in a footnote the quantities of bundled sales and transportation gas and specify the line on which such quantities are listed.
6. If the respondent operates two or more systems which are not interconnected, submit separate pages for this purpose.
7. Indicate by footnote the quantities of gas not subject to Commission regulation which did not incur FERC regulatory costs by showing (1) the local distribution volumes another jurisdictional pipeline delivered to the local distribution company portion of the reporting pipeline (2) the quantities that the reporting pipeline transported or sold through its local distribution facilities or intrastate facilities and which the reporting pipeline received through gathering facilities or intrastate facilities, but not through any of the interstate portion of the reporting pipeline, and (3) the gathering line quantities that were not destined for interstate market or that were not transported through any interstate portion of the reporting pipeline.
8. Indicate in a footnote the specific gas purchase expense account(s) and related to which the aggregate volumes reported on line No. 3 relate.
9. Indicate in a footnote (1) the system supply quantities of gas that are stored by the reporting pipeline, during the reporting year and also reported as sales,transportation and compression volumes by the reporting pipeline during the same reporting year, (2) the system supply quantities of gas that are stored by the reporting pipeline during the reporting year which the reporting pipeline intends to sell or transport in a future reporting year, and (3) contract storage quantities.
10. Also indicate the volumes of pipeline production field sales that are included in both the company's total sales figure and the company's total transportation figure. Add additional information as necessary to the footnotes.

Line No.	Item (a)	Ref. Page No. of (FERC Form Nos. 2/2-A) (b)	Total Amount of Dth Year to Date (c)	Current Three Months Ended Amount of Dth Quarterly Only
01	Name of System:			
2	GAS RECEIVED			
3	Gas Purchases (Accounts 800-805)			444,000
4	Gas of Others Received for Gathering (Account 489.1)	303		
5	Gas of Others Received for Transmission (Account 489.2)	305		
6	Gas of Others Received for Distribution (Account 489.3)	301		33,000
7	Gas of Others Received for Contract Storage (Account 489.4)	307		
8	Gas of Others Received for Production/Extraction/Processing (Account 490 and 491)			
9	Exchanged Gas Received from Others (Account 806)	328		
10	Gas Received as Imbalances (Account 806)	328		
11	Receipts of Respondent's Gas Transported by Others (Account 858)	332		
12	Other Gas Withdrawn from Storage (Explain)			
13	Gas Received from Shippers as Compressor Station Fuel			
14	Gas Received from Shippers as Lost and Unaccounted for			
15				
16	Total Receipts (Total of lines 3 thru 15)		394,000	477,000
17	GAS DELIVERED			
18	Gas Sales (Accounts 480-484)			361,000
19	Deliveries of Gas Gathered for Others (Account 489.1)	303		
20	Deliveries of Gas Transported for Others (Account 489.2)	305		
21	Deliveries of Gas Distributed for Others (Account 489.3)	301		33,000
22	Deliveries of Contract Storage Gas (Account 489.4)	307		
23	Gas of Others Delivered for Production/Extraction/Processing (Account 490 and 491)			
24	Exchange Gas Delivered to Others (Account 806)	328		
25	Gas Delivered as Imbalances (Account 806)	328		
26	Deliveries of Gas to Others for Transportation (Account 858)	332		
27	Other Gas Delivered to Storage (Explain)			
28	Gas Used for Compressor Station Fuel	509		10,000
29				
30	Total Deliveries (Total of lines 18 thru 29)			
31	GAS LOSSES AND GAS UNACCOUNTED FOR			
32	Gas Losses and Gas Unaccounted For			
33	TOTALS			
34	Total Deliveries, Gas Losses & Unaccounted For (Total of lines 30 and 32)		394,000	477,000

Utility ID: 3002100

OATH

State of California)
) ss:
County of Orange)

Thomas Hartline makes oath and says
(Name of Officer)

that he/she is the Secretary of Navitas Assets, LLC, the parent company of
(Official title of officer)

Navitas KY NG, LLC
(Exact legal title or name of respondent)

that it is his/her duty to have supervision over the books of account of the respondent and to control the manner in which such books are kept; that he/she knows that such books have, during the period covered by the foregoing report, been kept in good faith in accordance with the accounting and other orders of the Public Service Commission of Kentucky, effective during the said period; that he/she has carefully examined the said report and to have the best of his/her knowledge and belief the entries contained in the said report have, so far as they relate to matters of account, been accurately taken from the said books of account and are in exact accordance therewith; that he/she believes that all other statements of fact contained in the said report are true; and that the said report is a correct and complete statement of the business and affairs of the above-named respondent during the period of time from and including

January 1, 2018 , to and including December 31, 2018

(Signature of Officer)

subscribed and sworn to before me, a Notary Public, in and for

the State and County named in the above this March 29, 2019

(Apply Seal Here)

My Commission expires May 15, 2020

CHRISTINE LYNN CURTIS
Notary Public - California
Orange County
Commission # 2153240
My Comm. Expires May 15, 2020

Christine Lynn Curtis
(Signature of officer authorized to administer oath)

[Persons making willful false statements in this report may be punished by fine or imprisonment under KRS 523.040 and 523.100.]

CALIFORNIA ALL- PURPOSE
CERTIFICATE OF ACKNOWLEDGMENT

A notary public or other officer completing this certificate verifies only the identity of the individual who signed the document to which this certificate is attached, and not the truthfulness, accuracy, or validity of that document.

State of California }

County of Orange }

On March 29, 2019 before me, Christine Lynn Curtis, (Here insert name and title of the officer),

personally appeared Thomas Hartline,

who proved to me on the basis of satisfactory evidence to be the person(s) whose name(s) is/~~are~~ subscribed to the within instrument and acknowledged to me that ~~he~~/she/~~they~~ executed the same in ~~his~~/her/~~their~~ authorized capacity(~~ies~~), and that by ~~his~~/her/~~their~~ signature(~~s~~) on the instrument the person(~~s~~), or the entity upon behalf of which the person(~~s~~) acted, executed the instrument.

I certify under PENALTY OF PERJURY under the laws of the State of California that the foregoing paragraph is true and correct.

WITNESS my hand and official seal.

Christine Lynn Curtis
Notary Public Signature

CHRISTINE LYNN CURTIS
Notary Public - California
Orange County
Commission # 2153240
My Comm. Expires May 15, 2020

(Notary Public Seal)

ADDITIONAL OPTIONAL INFORMATION

DESCRIPTION OF THE ATTACHED DOCUMENT

(Title or description of attached document)

(Title or description of attached document continued)

Number of Pages ____ Document Date____

CAPACITY CLAIMED BY THE SIGNER

- ☐ Individual (s)
- ☐ Corporate Officer

(Title)

- ☐ Partner(s)
- ☐ Attorney-in-Fact
- ☐ Trustee(s)
- ☐ Other ____

INSTRUCTIONS FOR COMPLETING THIS FORM

This form complies with current California statutes regarding notary wording and, if needed, should be completed and attached to the document. Acknowledgments from other states may be completed for documents being sent to that state so long as the wording does not require the California notary to violate California notary law.

- ☒ State and County information must be the State and County where the document signer(s) personally appeared before the notary public for acknowledgment.
- ☒ Date of notarization must be the date that the signer(s) personally appeared which must also be the same date the acknowledgment is completed.
- ☒ The notary public must print his or her name as it appears within his or her commission followed by a comma and then your title (notary public).
- ☒ Print the name(s) of document signer(s) who personally appear at the time of notarization.
- ☒ Indicate the correct singular or plural forms by crossing off incorrect forms (i.e. ~~he~~/she/~~they,~~ is /~~are~~) or circling the correct forms. Failure to correctly indicate this information may lead to rejection of document recording.
- ☒ The notary seal impression must be clear and photographically reproducible. Impression must not cover text or lines. If seal impression smudges, re-seal if a sufficient area permits, otherwise complete a different acknowledgment form.
- ☒ Signature of the notary public must match the signature on file with the office of the county clerk.
  - ☒ Additional information is not required but could help to ensure this acknowledgment is not misused or attached to a different document.
  - ☒ Indicate title or type of attached document, number of pages and date.
  - ☒ Indicate the capacity claimed by the signer. If the claimed capacity is a corporate officer, indicate the title (i.e. CEO, CFO, Secretary).
- ☒ Securely attach this document to the signed document with a staple.

Title Page

	Name of Respondent	Addr Line 1	Addr Line 2	City	State	Zip
Class C and D Natural Gas Companies						
Annual Report of						
Respondent	Navitas KY NG, LLC	3186-D Airway Avenue		Costa Mesa	CA	92626

COMPLETE & SUBMITTED ONLINE 4/1/19 @ 7:14 pm 4:14 pm (PST)

3002100 Navitas KY NG, [illegible] 01/01/2018 - 12/31/2018

Principal Payment and Interest Information

	Amount	Yes/No
Amount of Principal Payment During Calendar Year	$68,947.48	
Is Principal Current?		Y
Is Interest Current?		Y

3002100 Navitas KY NG, [illegible]C 01/01/2018 - 12/31/2018

Services Performed by Independent CPA

	Yes/No	A/C/R
Are your financial statements examined by a Certified Public Accountant?		
Enter Y for Yes or N for No	Y	
If yes, which service is performed?		
Enter an X on each appropriate line		
Audit		X
Compilation		
Review		
Please enclose a copy of the accountant's report with annual report.		

3002100 Navitas KY NG, [illegible] 01/01/2018 - 12/31/2018

Additional Information Required

Case Num	Date	Explain

3002100 Navitas KY NG, LLC 01/01/2018 - 12/31/2018

General Information 1 - 3 (Ref Page: 1)

	Name	Address		City	State	Phone
Give the location,including street and number, and TELEPHONE NUMBER of the principal office in KY.						
principal office in KY	Navitas KY NG, LLC	605 Sunset Trail		Jellico	TN	
Name,title, address and tlephone number with area code of the person to be contacted concerning this report						
	Vanessa Novak	Corporate Counsel	3186-D Airway Avenue	Costa Mesa	CA	
Give name and title of officer havnig custody of the books of account						
address of office and telephone number with area code where the books of account are kept						
	Thomas Hartline	Secretary of Navitas Assets, LLC (parent company)	3186-D Airway Avenue	Costa Mesa	CA	(714) 242-4064

3002100 Navitas KY NG, LLC 01/01/2018 - 12/31/2018

General Information 4,5 (Ref Page: 1)

	List
Name of State under the laws of which respondent is incorporated and date of incoporation. If incorporated under a special law, give reference to such law.	Kentucky; 11/9/2010
If respondent controls or is controlled by any other corporation, business trust or similar organization, give a concise explanation of the manner and extent of control.	Navitas KY NG, LLC is a wholly owned subsidiary of Navitas Assets, LLC.

General Information 6. (Ref Page: 1)

	Last Name	First Name	Percent Ownership	Bus. Address
Give the names and address of the ten major stockholders of the respondent and the voting pwers of each at the end of the year.				
	Navitas Assets, LLC		100.0000	3186-D Airway Avenue, Costa Mesa, CA 92626

General Information 7. (Ref Page: 1)

	Count
Number of Full-time employees	0
Number of Part-time employees	

General Information 8. (Ref Page: 1)

City or Town	Community	County
Corbin		Whitley
Albany		Clinton

3002100 Navitas KY NG, LLC 01/01/2018 - 12/31/2018

Principal Officers (Ref Page: 1)

Title	Last Name	First Name	Percent Ownership	Bus. Address	Salary or Fee
Manager	Hartline	Thomas	0.0000	3186-D Airway Avenue	$0.00
Manager	Varner	Richard	0.0000	3186-D Airway Avenue	$0.00

3002100 Navitas KY NG, [illegible] 01/01/2018 - 12/31/2018

Balance Sheet - Assets and Other Debts (Ref Page: 2)

	Balance First of Yr	Balance End of Yr
UTILITY PLANT		
Utility Plant (101-107, 114, 116)	$3,077,991.00	$3,089,626.23
Less: Accum. Prov. for Depr., Depl., and Amortization (108,111,115)	$1,056,230.00	$1,082,778.19
Net Utility Plant	$2,021,761.00	$2,006,848.04
OTHER PROPERTY AND INVESTMENTS		
Non-Utility Property-Net (121-122)		
Other Investments (124)		
Special Funds (128)		
Total Other Property and Investments	$0.00	
CURRENT AND ACCRUED ASSETS		
Cash (131)	$626,081.00	$613,420.27
Temporary Cash Investments (136)		
Notes Receivable (141)		
Customer Accounts Receivable (142)	$163,713.00	$241,754.32
Other Accounts Receivable (143)		
Accum. Prov. For Uncollectible Accts - CR (144)		
Plant Materials and Operating Supplies (154)		
Gas stored - Current (164.1)		
Prepayments (165)	$5,756.00	$6,064.00
Miscellaneous Current and Accrued Assets (174)		
(174)	$0.00	
Total Current and Accrued Assets	$795,550.00	$861,238.59
DEFERRED DEBITS		
Unamortized Debt Expense (181)		
Extraordinary Property Losses (182.1)		
Miscellaneous Deferred Debits (186)		
Def. Losses From Disposition of Util. Plt. (187)		
Unamort. Loss on Reacquired Debt (189)		
Accum. Deferred Income taxes (190)		
Unrecovered Purchased Gas Costs (191)	$16,838.00	
Total Deferred Debits	$16,838.00	

3002100 Navitas KY NG, LLC 01/01/2018 - 12/31/2018

Balance Sheet - Assets and Other Debts (Ref Page: 2)

	Balance First of Yr	Balance End of Yr
TOTAL ASSETS AND OTHER DEBITS	$2,834,149.00	$2,868,086.63

Balance Sheet - Liabilities and Other Credits (Ref Page: 3)

	Balance First of Yr.	Balance End of Yr.
PROPRIETARY CAPITAL		
Capital Stock Issued (201)		
Preferred Stock Issued (204)		
Miscellaneous Paid-In Capital (211)	$241,728.00	$241,727.72
Discount on Capital Stock (213)		
Capital Stock Expense (214)		
Appropriated Retained Earnings (215)		
Unappropriated Retained Earnings (216)	$269,897.00	$406,473.55
Reacquired Capital Stock (217)	($344,618.00)	($444,618.00)
Total Proprietary Capital	$167,007.00	$203,583.27
LONG-TERM DEBT		
Bonds (221)		
Advances From Associated Companies (223)		
Other Long-Term Debt (224)	$1,772,363.00	$1,703,415.01
Total Long-Term Debt	$1,772,363.00	$1,703,415.01
OTHER NONCURRENT LIABILITIES		
Accumulated Provision for Property Insurance (228.1)		
Accumulated Provision for Injuries and Damages (228.2)		
Accumulated Provision for Pensions and Benefits (228.3)		
Accumulated Miscellaneous Operating Provisions (228.4)		
Total Other Noncurrent Liabilities		
CURRENT AND ACCRUED LIABILITIES		
Notes Payable (231)	$250,000.00	$250,000.00
Accounts Payable (232)	($76,297.00)	$46,442.85
Notes Payable to Associated Companies (233)		
Accounts Payable to Associated Companies (234)		
Customer Deposits (235)	$5,257.00	$7,100.00
Taxes Accrued (236)	$152,723.00	$201,189.26
Interest Accrued (237)		
Miscellaneous Current and Accrued Liabilitis (242)	$133.00	$133.35
Total Current and Accrued Liabilities	$331,816.00	$504,865.46
DEFERRED CREDITS		

3002100 Navitas KY NG, LLC 01/01/2018 - 12/31/2018

Balance Sheet - Liabilities and Other Credits (Ref Page: 3)

	Balance First of Yr.	Balance End of Yr.
Customer Advances for Construction (252)	$562,963.00	$456,222.89
Other Deferred Credits (253)		
Accum. Deferred Investment Tax Credits (255)		
Accum. Deferred Income Taxes (281-283)		
Total Deferred Credits	$562,963.00	$456,222.89
TOTAL LIABILITIES AND OTHER CREDITS	$2,834,149.00	$2,868,086.63

Analysis of Gas Utility Plant and Accumulated Provisions for Depr., Depletion and Amort. (Ref Page: 4)

	Amount
Gas Plant In-Service - Classified (From pg 5 line 42) (101)	$3,089,626.23
Property Under Capital Leases (101.1)	
Gas Plant Purchased or Sold (102)	
Completed Construction Not Classified (106)	
Total	$3,089,626.23
Gas Plant Leased to Others (104)	
Gas Plant Held for Future Use (105)	
Construction Work in Progress - Gas (107)	
Gas Plant Acquisition Adjustments (114)	
Other Gas Plant Adjustments (116)	
Total Utility Plant (fwd to Balance Sheet pg 1 Utility Plant (101-107,114,116))	$3,089,626.23
Less:	
Accumulated Provision for Depreciation of Gas Utility Plant (108)	$1,082,778.19
Accumulated Provision for Amortization and Depletion of Gas Utility Plant (111)	
Accumulated Provision for Amortization of Gas Plant Acquisition Adjustments (115)	
Total (Forward to Balance Sheet pg 1 Line: Less:(108,111,115))	$1,082,778.19
Net Utility Plant (fwd. to Balance Sheet - Line Net Utility Plant)	$2,006,848.04
Detail of Accumulated Provision for depreciation, Depletion and Amortization of Gas Utility Plant	
In Service:	
Depreciation	$1,082,778.19
Depletion	
Amortization	
Total - In Service	$1,082,778.19
Leased to Others:	
Depreciation	
Depletion	
Amortization	
Total - Leased to Others	
Held for Future Use:	
Depreciation	
Amortization	
Total - Held for Future Use	

Analysis of Gas Utility Plant and Accumulated Provisions for Depr., Depletion and Amort. (Ref Page: 4)

	Amount
Amortization of Gas Plant Aquisition Adjustments	
TOTAL ACCUMULATED PROVISIONS (Same as line 15 above)	$1,082,778.19

3002100 Navitas KY NG, [illegible] 01/01/2018 - 12/31/2018

Gas Utility Plant In Service (Ref Page: 5)

	Balance First of Year (b)	Additions (c)	Retirements (d)	Adj.-Inc. or Dec (e)	Balance End of Year (f)
Intangible Plant (301-303)	$111,741.00	$1,518.97	$0.00	$0.00	$113,259.97
Gas Prod. Plant (304-363)					
TRANSMISSION PLANT					
Land and land Rights (365.1)					
Rights of Way (365.2)					
Structures and Improvements (366)					
Mains (367)					
Compressor Station Equipment (368)					
Measure and Regulating Station Equipment (369)					
Communication Equipment (370)					
Other Equipment (371)					
Total Transmission Plant					
DISTRIBUTION PLANT					
Land and Land Rights (374)	$1,000.00	$0.00	$0.00	$0.00	$1,000.00
Structures and Improvements (375)					
Mains (376)	$2,962,508.00	$12,858.26	$0.00	$0.00	$2,975,366.26
Compressor Station Equipment (377)					
Meas. and Regulating Station Equip. General (378)					
Meas. and Regulating Station Equip. City Gate (379)					
Services (380)	$71,893.00	$0.00	$0.00	$0.00	$0.00
Meters (381)					
Meter Installations (382)					
House Regulators (383)					
House Regulator Installations (384)					
Ind. Meas. and Regulating Station Equipment (385)					

3002100 Navitas KY NG, LLC 01/01/2018 - 12/31/2018

Gas Utility Plant In Service (Ref Page: 5)

	Balance First of Year (b)	Additions (c)	Retirements (d)	Adj.-Inc. or Dec (e)	Balance End of Year (f)
Other Prop. On Customers Premises (386)					
Other Equipment (387)					
Total Distribution Plant	$3,035,401.00	$12,858.26	$0.00	$0.00	$2,976,366.26
GENERAL PLANT					
Land and Land Rights (389)					
Structures and Improvements (390)					
Office Furniture and Quipment (391)					
Transportation Equipment (392)					
Stores Equipment (393)					
Tools, Shop and Garage Equipment (394)					
Laboratory Equipment (395)					
Power Operated Equipment (396)					
Communications Equipment (397)					
Miscellaneous Equipment (398)					
Other Tangible Plant (399)					
Total General Plant					
TOTAL GAS PLANT IN SERVICE	$3,147,142.00	$14,377.23	$0.00	$0.00	$3,089,626.23

Accumulated Provision for Depreciation, Depletion and Amortization of Gas Utility Plant (Ref Page: 6)

	Amount
Balance Beginning of Year	$1,056,229.25
Accruals for Year:	
Depreciation	$26,548.94
Depletion	
Amortiation	
Other Accounts (Detail)	
Total Accruals for Year	$26,548.94
Credit adjustments (describe) :	
Total Credits for the year	
Book Cost of Plant Ret. (same as Pg 5 line 42)	
Add: Cost of Removal	
Net Charges for Plant Retired	
Less: Salvage	
Net charges for Plant Retired	
Debit Adjustments (describe):	
Total Debit Adjustments for Year	
Balance End of Year	$1,082,778.19

Capital Stock (Ref Page: 6)

Class and Series (a)	No Shares Auth(b)	Par Val per share(c)	Stated Val of NonPar(d)	Outstanding Shares (e)	Outstanding Amount (f)
N/A	0	$0.00	0.0000	0	$0.00

3002100 Navitas KY NG, [illegible]C 01/01/2018 - 12/31/2018

Long-Term Debt (Ref Page: 7)

	Class and Series	Orig. Issue Amt	Date of Issue (b)	Date of Maturity (c)	Outstanding Balance	Interest Rate (e)	Interest Amt (f)
List each Original Issue Amount Class and Series of Obligation							
	Keystone - 1013681	$1,600,000.00	2/15/2015	2/15/1935	$1,416,465.00	6.0000	$1,151,095.26
	System -1010645	$301,969.00	11/15/2017	11/15/1932	$286,950.00	6.0000	$156,704.24
		$0.00			$0.01	0.0000	$0.01
Total		$0.00			$1,703,415.01	0.0000	$1,703,415.01

3002100 Navitas KY NG, LLC 01/01/2018 - 12/31/2018

Notes Payable (Ref Page: 7)

	Name of Payee (a)	Date Of Note (b)	Date of Maturity (c)	Interest Rate (d)	Balance End of Year (e)
	Bank 7			0.0000	$0.00
	FCFA			0.0000	$0.00
	Kentucky State Treasurer			0.0000	$0.00
	NUC			0.0000	$0.00
	Q3 PGA liability			0.0000	$0.00
	Bank 7 LOC			0.0000	$250,000.00
Total				0.0000	$250,000.00

3002100 Navitas KY NG, [illegible]C 01/01/2018 - 12/31/2018

Interest Accrued (Ref Page: 7)

	Description of Obligation (a)	Int. Accr. Balance First of Yr	Int. Accr. During Yr (c)	Int. Paid During Yr (d)	Int. Accr. Balance End of Yr
Long Term Debt					
	Loan 1010645	$0.00	$22,486.35	$22,486.35	$0.00
	Loan 1013681	$0.00	$105,842.61	$105,842.61	$0.00
	Loan 1032761	$0.00	$4,942.85	$4,942.85	$0.00
	Late Charges - Bank7	$0.00	$2,440.00	$2,440.00	$0.00
Note Payable					
Customer Deposits					
Other					
	Other Insterest paid / customer bills	$0.00	$357.90	$357.90	$0.00
Total		$0.00	$136,069.71	$136,069.71	$0.00

3002100 Navitas KY NG, [illegible] 01/01/2018 - 12/31/2018

Other Current and Accrued Liabilities (Ref Page: 8)

	Acct	Description	Amount
	2413	REFUND PAYABLE	$133.35
Total			$133.35

Statement of Retained Earnings for the Year (Ref Page: 8)

Item (a)	acct	This Year (b)	Last Year (c)
UNAPPROPRIATED RETAINED EARNINGS (216)			
Balance Beginning of Year		$269,897.95	$159,357.00
Balance Transferred from Income (433)		$136,575.60	$110,540.00
Miscellaneous Credits (specify Acct and Title)			
Total Credits to Unapprop. Retained earnings			
Dividends Declared - Preferred Stock (437)			
Dividends Declared - Common Stock (438)			
Adjustments to Retained Earnings (439)			
Miscellaneous Debits (Specify Acct No. and title)			
Total Debits to Unapprop. Retained Earnings			
Net Addition to Unapprop. Retained Earnings		$136,575.60	$110,540.00
Balance End of Year		$406,473.55	$269,897.00

Statement of Income for the Year (Ref Page: 9)

Description	Average No. Customers (b)	MFC of Nat. Gas sold (c)	Amount (d)
OPERATING REVENUES			
Residential Sales (480)	63	38,929	$54,093.21
Commercial and Industrial Sales (481)	65	1,115,653	$1,181,347.90
Interdepartmental Sales (484)	0	0	$6,282.62
Total Sales to Ultimate Consumers	128	1,154,582	$1,241,723.73
Sales for Resale (483)	0	0	$0.00
Total Gas Service Revenues	128	1,154,582	$1,241,723.73
OTHER OPERATING REVENUES			
Forfeited Discounts (487)			
Miscellaneous Service Revenues (488)			
Revenues From Transportation of Gas of Others (489)			
Revenues From Natural Gas Processed by Others (491)			
Rent From Gas Property (493)			
Other Gas Revenues (495)			$0.00
Total Other Operating Revenues			$0.00
Total Gas Operating Revenues			$1,241,723.73
OPERATING EXPENSES			
Total Gas Operation and Main. Expenses (from pg 11)			$911,722.30
Depreciation Expense (403)			$14,494.52
Amortization and Depletion Expense (from pg 12) (404-407)			$12,054.42
Taxes Other Than Income taxes (from pg 12) (408.1)			$30,807.18
Total Income Taxes-Utility Operations (from pg 12)			
Total Gas Operating Expenses			$969,078.42
Net Operating Income			$272,645.31
OTHER INCOME			
Other NonUtility Income - Net (415-418)			
Interest and dividend Income (419)			

Statement of Income for the Year (Ref Page: 9)

Description	Average No. Customers (b)	MFC of Nat. Gas sold (c)	Amount (d)
Miscellaneous Nonoperating Income (421)			
Other Accounts (Specify Acct. No & Title)			
Total Other Income			
OTHER DEDUCTIONS			
Interest on Long-Term Debt (427)			$136,069.71
Amort. of Debt Discount and Expense (428)			
Other Nonutility Deductions 426.1-426.5			
Other Interest Expense (431)			
Total Income Taxes-Nonutility Operations (from pg 12)			
Other Accounts (Specify Acct. No. and Title)			
Taxes Other than Income Taxes 408.2 (from pg 12)			
Total Other Deductions			$136,069.71
Net Income			$136,575.60

3002100 Navitas KY NG, [illegible] 01/01/2018 - 12/31/2018

Gas Operation and Maintenance Expenses (Ref Page: 10)

	Amount (b)
MANUFACTURED GAS PRODUCTION	
Total Acct. 710-742 (Attach Sched by Accounts)	
NATURAL GAS PRODUCTION AND GATHERING	
Total Acct. 750-791 (Attach Sched. by Accounts)	
EXPLORATION AND DEVELOPMENT EXPENSES	
Total Acct. 795-798 (Attach Sched by Accounts)	
STORAGE EXPENSES	
Total Acct. 740-747 (Attach Sched by Account)	
OTHER GAS SUPPLY EXPENSES	
Natural Gas City Gate Purchases (804)	$761,875.77
Other Gas Purchases (805)	
Purchased Gas Cost Adjustments (805.1)	
Purchased Gas Expenses (807)	
Gas Withdrawn From Storage-Debit (808.1)	
Gas Delivered to Storage-Credit (808.2)	
Gas Used for Other Utility Operations - Credit (812)	
Other Gas Supply Expenses (813)	
Total Other Gas Supply Expenses	$761,875.77
TRANSMISSION EXPENSES	
Operation Supervision and Engineering (850)	
Compressor Station Labor and Expenses (853)	
Measuring and Regulating Station Expenses (857)	
Transmission and Compression of Gas by Others (858)	
Rents (860)	
Maintenance of Mains (863)	$62,384.00
Maintenance of Compressor Station Equipment (864)	
Total Transmission Expenses	$62,384.00
DISTRIBUTION EXPENSES	
Operation Supervision and Engineering (870)	
Compressor Station Labor and Expenses (872)	
Mains and Services Expenses (874)	
Measuring and Regulating Station Expenses (875)	

3002100 Navitas KY NG, [illegible] 01/01/2018 - 12/31/2018

Gas Operation and Maintenance Expenses (Ref Page: 10)

	Amount (b)
Meter and House Regulator Expenses (878)	
Other Expenses (880)	$0.00
Rents (881)	
Maintenance Supervision and Engineering (885)	
Maintenance of Mains (887)	
Maintenance of Services (892)	
Maintenance of Meters and House Regulators (893)	
Maintenance of Other Equipment (894)	
Total Distribution Expenses	$0.00
CUSTOMER ACCOUNTS EXPENSE	
Meter Reading Labor (902)	
Customer Records and Collection Expenses (903)	$6,677.01
Uncollectible Accounts (904)	
Total Customer Accounts Expense	$6,677.01
CUSTOMER SERVICE AND INFORMATIONAL EXPENSES	
Miscellaneous Customer Service and Informational Expenses (910)	$0.00
ADMINISTRATIVE AND GENERAL EXPENSES	
Administrative and General Salaries (920)	$28,932.48
Office Supplies and Expenses (921)	$5,025.00
Administrative Expenses Transferred - Credit (922)	$3,748.00
Outside Services Employed (923)	$11,863.00
Property Insurance (924)	$11,020.00
Injuries and Damages (925)	$2,076.52
Employee Pensions and Benefits (926)	$13,801.00
Franchise Requirements (927)	
Regulatory Commission Expenses (928)	$708.67
Duplicate Charges - Credit (929)	
General Advertising Expenses (930.1)	
Miscellaneous General Expenses (930.2)	($8,125.15)
Rents (931)	$11,400.00
Maintenance of General Plant (932)	$336.00
Total Administrative and General Expenses	$80,785.52

3002100 Navitas KY NG, [illegible] 01/01/2018 - 12/31/2018

Gas Operation and Maintenance Expenses (Ref Page: 10)

	Amount (b)
TOTAL GAS OPERATION AND MAINT. EXPENSES (to pg 9)	$911,722.30

3002100 Navitas KY NG, [illegible] 01/01/2018 - 12/31/2018

Number of Customers - End of Year (Ref Page: 11)

	Total
Residential (480)	63
Commercial and INdustrial (481)	65
Interdepartmental Sales (484)	
Total - Ultimate Consumer	128
Sales for Resale (483)	
Total Gas Service Customers	128

3002100 Navitas KY NG, LLC 01/01/2018 - 12/31/2018

Taxes Other Than Income Taxes (408) (Ref Page: 12)

	Item (a)	Amount (b)
Payroll Taxes		
Public Service Commission Assessment		
Other (Specify)		
	KYNG Sales Tax	$0.00
	Franchise Tax Albani City	$0.00
	Utility Gross Receipts	$0.00
	Franchise Tax Clinton County	$0.00
	Sales Tax Payable Other	$0.00
	AD-VALOREM	$30,807.18
Total (Same as pg 9, lines 25 and 48)		$30,807.18

3002100 Navitas KY NG, [illegible] 01/01/2018 - 12/31/2018

Operating and Non-Opertating Income Taxes (Ref Page: 12)

	Amount (c)
Income Taxes,Utility Operating Income - Federal (409.1)	
Income Taxes, Utility Operating Income - State (409.1)	
Income Taxes, Utility Operating Income - Other (409.1)	
Provision for Deferred Income taxes,Utility Operating Income (410.1)	
Provision for Deferred Income Taxes - Credit,Utility Operating Income (411.1)	
Investment Tax Credit Adjustments, Utility Operations (411.4)	
Total Income Taxes - Utility Operat. Income (to pg 9, line 26)	
Income Taxes, Other Income and Deductions - Federal (409.2)	
Income Taxes, Other Income and Deductions - State (409.2)	
Income Taxes, Other Income and Deductions - Other (409.2)	
Provision for Deferred Income Taxes, Other Income and Deductions (410.2)	
Provision for Deferred Income Taxes - Credit, Other Income and Deductions (411.2)	
Investment Tax Credit Adjustments, Other Income and Deductions (411.5)	
Total Income Taxes - Nonutility Op. Income (to pg 9 line 44)	

3002100 Navitas KY NG, LLC 01/01/2018 - 12/31/2018

Amortization Expense (Ref Page: 12)

	Amount (c)
Amortization and Depletion of Producing Nat Gas Land and Land Rights (404.1)	
Amortization of Other Gas Plant (405)	
Amortization of Gas Plant Acquisition Adjustments (406)	
Amortization of Property Losses (407.1)	$12,054.42
Amortization of Conversion Expenses (407.2)	
Total Amortization Expense (same pg 9 line 24)	$12,054.42

3002100 Navitas KY NG, LLC 01/01/2018 - 12/31/2018

Sales for Resale Nat Gas (483) (Ref Page: 13)

	Utilty Name (a)	Point of Delivery (b)	FERC Rate (c)	Appx BTU per cu	MCF Gas Sold(e)	Rev for Year(f)	Ave Rev Per MCF(g)
				0	0	$0.00	$0.00
Total				0	0	$0.00	$0.00

3002100 Navitas KY NG, [illegible] 01/01/2018 - 12/31/2018

Gas Purchases (Accts 804,805) (Ref Page: 14)

	Name of	Point of	FERC rate(c)	(d)	(e)	(f)	(g)	BTU per cu	MCF of Gas	Amount (j)	cent/MCF (k)
	Spectra (Transportation)							0	0	$14,460.77	0.0000
	Petrol Energy - Supply							0	0	$452,972.45	0.0000
	B & W (Trans)							0	0	$119,892.49	0.0000
	Sparta (FWM) - Supply							0	0	$174,550.06	0.0000
								0	0	$0.00	0.0000
								0	0	$0.00	0.0000
Total								0	0	$761,875.77	0.0000

3002100 Navitas KY NG, [illegible] 01/01/2018 - 12/31/2018

Gas Account - Natural Gas (Ref Page: 15)

	MCF (14.73 psia at 60F)
GAS RECEIVED	
Natural Gas Produced	
Purchases:	
Natural Gas Purchases (804)	0
Other Gas Purchases (805)	
Other Receipts: (Specify)	
	1,154,582
Total Receipts	1,154,582
GAS DELIVERED	
Natural Gas Sales (same as pg 9 col c line 9)	1,154,582
Other Deliveries: (Specify)	
	0
	0
Total Deliveries	1,154,582
Unaccounted for Gas	0
Natural Gas Used by Respondent	
Total Deliveries and Unaccounted For	1,154,582

CheckList

Item	Value 1	Value 2	Agree	Explain
Balance Sheet Assets and Other Debts (ref pg 2)				
Utility Plant (101-107,114,116) agrees with Analysis of Gas Utility Plant (ref pg 4) Total Utility Plant	3089626.23	3089626.23	OK	
Net Utility Plant agrees with Analysis of Gas Utility Plant and Accumulated Provisions for Depr, Depletion and Amort. (ref. pg 4) Net Utility Plant	2006848.04	2006848.04	OK	
Accum. Prov. for Depr., Depletion and Amort (Acct 108-111,115) agrees with Analysis of Gas Utility Plant (ref 4) Accum Prov. for Depr Depletion and Amort.	1082778.19	1082778.19	OK	
Analysis of Gas Utility Plant and Accumulated Provisions (ref pg 4)				
Line Accum Prov for Depr. Depletion and Amort of Gas Util plant agrees with Line on same page Total Accumulated Provisions	1082778.19	1082778.19	OK	
Line Gas Plant In-Service agrees with Sched Gas Utility Plant in Service (ref pg 5) Line Total Gas Plant in Service	3089626.23	3089626.23	OK	
Line (Acct 108-111,115) agrees with Sched Accumulated Provision for Depreciation, Depletion and Amortization (ref pg 6) Balance End of Year	1082778.19	1082778.19	OK	
Line Total Assets and Other Debits agrees with Balance Sheet - Liabilities and Other Credits (ref pg 3) Line Total Liabilities and Other Credits	2868086.63	2868086.63	OK	
Balance Sheet Liabilities and Other Credits (ref pg 3)				
Common Capital Stock (Acct 201) plus Preferred Capital stock (Acct 204) agrees with Sched Capital Stock (ref pg 6) Total Col f	0	0.0000	OK	
Line Total Long-Term Debt agrees with Sched Long Term Debt (ref pg 7) Total Col d	1703415.01	1703415.01	OK	
The sum of Lines Notes Payable (Acct 231) plus Notes Payable (Acct 233) agrees with Sched Notes Payable (ref pg 7) Total col e	250000.00	250000.00	OK	
Line Interest Accrued (Acct 237) agrees with Sched Interest Accrued (ref pg 7) Total Col e	0	0.0000	OK	

CheckList

Item	Value 1	Value 2	Agree	Explain
Line Other Current and Accrued Liabilities (Acct 242) agrees with Sched Other Current and Accrued Liabilities (ref pg 8) Total	133.35	133.35	OK	
Unappropriated Retained Earnings (Acct 216) agrees with Sched Statement of Retained Earnings (ref pg 8) Balance End of Year Col b	406473.55	406473.55	OK	
Statement of Income for the Year (ref pg 9)				
Line Total Gas Operation and Maint. Expenses agrees with Sched Gas Opertation and Maintenance Expenses (ref pg 10) Total Amount Col b	911722.30	911722.30	OK	
Line Net Income agrees with Sched Statement of Income Line Balance Transferred from Income (Acct 433) Col b	136575.60	136575.60	OK	
The Sum of Taxes (Acct 408.1) plus Taxes (Acct 408.2) agrees with Sched Taxes Other than Income (ref pg 12) Total Col b	30807.18	30807.18	OK	
Line Interest on Long Term Debt (Acct 427) plus Line Other Interest (Acct 431) agrees with Sched Interest Accrued (ref pg 7) Total Interest Accrued During Year Col c	136069.71	136069.71	OK	
Line Total Income Taxes - Utility Operations agrees with Sched Operation and Non-Operationg Income Taxes (ref pg 12) Total Income Taxes - Utility Operating Income	0	0	OK	
Line Total Income Taxes - NonUtility Operations agrees with Sched Operation and Non-Operationg Income Taxes (ref pg 12) Total Income Taxes - NonUtility Operating Income	0	0	OK	
Line Amortization Expense (404-407) agrees with Sched Amortization Expense (ref pg 12) Total	12054.42	12054.42	OK	
Income Sales for Resale (Acct 483) agrees with Sched Sales for Resale Nat. Gas (ref pg 13) Total Col f	0.0000	0.0000	OK	
Gas Operation and Maintenance Expenses (ref pg 10)				

3002100 Navitas KY NG, [illegible] 01/01/2018 - 12/31/2018

CheckList

Item	Value 1	Value 2	Agree	Explain
Line Natural Gas Purchases (Acct 804) plus Line Other Gas Purchases (Acct 805) agrees with Sched Gas Account (ref pg 14) Natural Gas Purchases	761875.77	761875.77	OK	
Total SCHED Gas Purchases (Ref pg 14) Line Total MCF of Gas agrees with Natural Gas Purchases SUM of Natural Gas plus Other Gas Purchases	0	0	OK	
SCHED Gas Account - Natural Gas (ref pg 15) Line Total Receipts Col b agrees with Sched Gas Account - Natural Gas (ref pg 15) Line Total Delieveries and Unaccounted for Col b	1154582	1154582	OK	
SCHED Gas Account - Natural Gas (ref pg 15) Line Natural Gas Sales MCF agrees with Sched Statement of Income (ref pg 9) Line Total MCF of Gas Service Revenues	1154582	1154582	OK	

3002100 Navitas KY NG, [illegible]C 01/01/2018 - 12/31/2018

Upload supporting documents

Document	Description	Supports

3002100 Navitas KY NG, [illegible] 01/01/2018 - 12/31/2018

Oath Page not on File

Create and Upload Oath Pg

Item 68

Type	Entity	Institution	Inception	Amount	Term	Rate	Payment	Date	Posted	Current Principal End Q4 2(
System	FCFA	Bank 7	October-13	4,801,000	240	6%	34,626	15	Oct-13	4,212,408
System	NTNNG	Bank 7	October-13	561,000	240	6%	4,046	15	Oct-13	492,223
System	NKYNG	Bank 7	November-17	301,969	180	6%	2,570	15	Dec-17	300,930
Keystone	NKYNG	Bank 7	June-15	1,600,000	240	6%	12,200	15	Jun-15	1,472,009
Property	NALLC	F&M Bank	August-16	900,000	168 w/B@60	3.95%	7,008	30	Sep-16	834,062
Vehicle	NUC	ALLY	June-15	34,010	64	6.05%	625	7	Jun-15	18,898
Vehicle	NUC	ALLY	December-15	34,510	64	3.55%	594	14	Jan-16	22,327
Vehicle	NUC	ALLY	May-16	31,891	60	4.99%	603	18	May-16	22,130
Vehicle	NUC	ALLY	December-16	34,339	60	4.75%	645	25	Dec-16	28,106
Equipment	NUC	F&M	March-17	33,574	60	4.75%	631	7	Mar-17	28,516
Equipment	NCOMM	F&M	June-17	20,260	60	5.00%	383	21	Dec-17	18,454
Vehicle	NUC	ALLY	June-17	34,829	60	4.79%	655	8	Dec-17	31,709
Vehicle	NUC	ALLY	December-17	33,914	72	4.75%	543	23	Dec-17	33,914
				8,421,296			65,129			7,515,687
LOC	NUC	Bank 7	October-13	500,000	12	7%	-	15	Oct-13	500,000
LOC	Winstar	Bank 7	October-13	250,000	12	7%	-	15	Oct-13	220,000
LOC	KYNG	Bank 7	December-17	250,000	12	7%	-	15	Dec-17	250,000
LOC	TNNG	Bank 7	December-17	100,000	12	7%	-	15	Dec-17	-
LOC	TXNG	Bank 7	December-17	100,000	12	7%	-	15	Dec-17	-
				1,200,000			-			970,000
Plane	Navitas 1	Salem 5	November-09	1,200,000	240	6.95%	9,268	10	Nov-09	899,489
Grand Total	**ALL**	**ALL**		**10,821,296**		**5.986%**	**74,397**			**9,385,176**

ITEM 68

				As of 12/31/18						As of 12/31/18		
Type	Entity	Institution	Inception	Amount	Term	Rate	Payment	Date	Posted	2600 CPLTD	2700 LTD	TOTAL
System	FCFA	Bank 7	October-13	4,033,772	240	7.70%	35,900.00	15	Oct-13	175,497.98	3,858,273.67	**4,033,771.65**
System - 1010633	TNNG	Bank 7	October-13	471,349	240	7.70%	4,270.00	15	Oct-13	20,507.05	450,841.88	**471,348.93**
System -1010645	KYNG	Bank 7	November-17	286,950	180	6.00%	2,570.00	15	Dec-17	13,734.81	273,214.79	**286,949.60**
Keystone - 1013681	KYNG	Bank 7	June-15	1,416,465	240	6.00%	12,200.00	15	Jun-15	54,001.21	1,362,464.20	**1,416,465.41**
Property	NALLC	F&M Bank	August-16	782,283	168 w/	3.95%	7,008.21	30	Sep-16	53,861.76	728,421.44	**782,283.20**
Equipment	N.COMM	F&M	June-17	14,382	60	5.00%	383.01	21	Dec-17	3,958.78	10,422.83	**14,381.61**
Vehicle	NUC	ALLY - 17348	December-15	15,903	64	3.55%	593.55	14	Jan-16	6,655.02	9,248.43	**15,903.45**
Equipment	NUC	F&M	March-17	22,177	60	4.75%	630.87	7	Mar-17	6,646.97	15,529.76	**22,176.73**
Vehicle	NUC	ALLY - 84546	December-17	8,910	72	4.75%	543.33	23	Dec-17	5,247.17	3,662.77	**8,909.94**
Trucks	NUC	FMC - 85722	February-18	41,542	60	4.39%	912.53	25	Mar-18	9,289.57	32,252.13	**41,541.70**
Vehicle	NUC	GMF - 66930	February-18	29,717	60	5.65%	669.98	26	Feb-18	6,509.08	23,208.08	**29,717.16**
Trucks	NUC	FMC - 65305	May-18	64,253	60	4.99%	1,376.59	24	Jun-18	13,621.56	50,631.08	**64,252.64**
Trucks	NUC	FMC - 59706	July-18	51,129	60	5.94%	1,050.05	24	Jul-18	9,798.51	41,330.11	**51,128.62**
Vehicle	NUC	GMF - 22354	October-18	33,039	60	7.05%	675.82	9	Jul-18	5,946.60	27,092.31	**33,038.91**
Sub-Total				**7,271,870**			**68,783.94**			385,276.07	6,886,593.48	7,271,869.55
LOC - 1010669	FCFA	Bank 7	Yearly	500,000	12	7.00%	-	15	Oct-13	-	-	**-**
LOC - 1010621	Winstar	Bank 7	Yearly	250,000	12	7.00%	-	15	Oct-13	250,000.00	-	**250,000.00**
LOC - 1032761	KYNG	Bank 7	Yearly	250,000	12	7.00%	-	15	Dec-17	250,000.00	-	**250,000.00**
LOC - 1032785	TNNG	Bank 7	Yearly	100,000	12	7.00%	-	15	Dec-17	75,000.00	-	**75,000.00**
LOC - 1032773	TXNG	Bank 7	Yearly	100,000	12	7.00%	-	15	Dec-17	-	-	**-**
Sub-Total				**1,200,000**			-			575,000.00	-	575,000.00
Grand Total	**ALL**	**ALL**		**8,471,870**		**5.986%**	**68,784**			**960,276.07**	**6,886,593.48**	**7,846,869.55**

ITEM 68

				As of 12/31/18						As of 06/12/19		
Type	Entity	Institution	Inception	Amount	Term	Rate	Payment	Date	Posted	2600 CPLTD	2700 LTD	TOTAL
System	FCFA	Bank 7	October-13	4,033,772	240	7.70%	35,900.00	15	Oct-13	179,929.53	3,781,992.23	**3,961,921.76**
System - 1010633	TNNG	Bank 7	October-13	471,349	240	7.70%	4,270.00	15	Oct-13	21,024.88	441,928.35	**462,953.23**
System -1010645	KYNG	Bank 7	November-17	286,950	180	7.00%	2,570.00	15	Dec-17	14,081.63	267,245.14	**281,326.77**
Keystone - 1013681	KYNG	Bank 7	June-15	1,416,465	240	6.00%	12,200.00	15	Jun-15	55,364.82	1,338,992.30	**1,394,357.12**
System - Rosenberg	TXNG	Bank 7	May-19	550,000	240	5.50%	4,350.00	1	Mar-19	15,681.14	531,787.98	**547,469.12**
Property	NALLC	F&M Bank	August-16	782,283	168 w/	3.95%	7,008.21	30	Sep-16	54,754.09	705,344.55	**760,098.64**
Equipment	N.COMM	F&M	June-17	14,382	60	5.00%	383.01	21	Dec-17	4,041.93	8,714.16	**12,756.09**
Vehicle	NUC	ALLY - 17348	December-15	16,447	64	3.55%	593.55	14	Jan-16	6,754.04	6,405.11	**13,159.15**
Equipment	NUC	F&M	March-17	22,717	60	4.75%	630.87	7	Mar-17	6,833.35	11,504.31	**18,337.66**
Vehicle	NUC	GMF - 66930	February-18	28,766	60	5.65%	669.98	26	Feb-18	6,663.77	14,685.81	**21,349.58**
Trucks	NUC	FMC - 59706	July-18	51,129	60	5.94%	1,050.05	24	Jul-18	10,093.15	36,208.78	**46,301.93**
Vehicle	NUC	GMF - 22354	October-18	33,990	60	7.05%	675.82	9	Jul-18	117.86	-	**117.86**
Vehicle	NUC	ALLY - 44442	February-19	36,190	72	6.84%	615.96	28	Feb-19	5,167.91	29,376.30	**34,544.21**
Trucks	NUC	F&M - 11134100	May-19	101,292	59	5.00%	1,915.19	25	May-19	18,794.74	79,455.00	**98,249.74**
Vehicle	NUC	ALLY - 74746	June-19	39,070	60	5.99%	757.02	4	Jun-19	6,909.16	32,160.84	**39,070.00**
Sub-Total				**7,884,801**			**73,589.66**			406,212.00	7,285,800.86	7,692,012.86
LOC - 1010669	FCFA	Bank 7	Yearly	500,000	12	8.00%	-	15	Oct-13	130,000.00	-	**130,000.00**
LOC - 1010621	Winstar	Bank 7	Yearly	250,000	12	8.00%	-	15	Oct-13	-	-	**-**
LOC - 1032761	KYNG	Bank 7	Yearly	250,000	12	8.00%	-	15	Dec-17	100,000.00	-	**100,000.00**
LOC - 1032785	TNNG	Bank 7	Yearly	100,000	12	8.00%	-	15	Dec-17	10,000.00	-	**10,000.00**
LOC - 1032773	TXNG	Bank 7	Yearly	100,000	12	8.00%	-	15	Dec-17	-	-	**-**
LOC -	N.COMM	F&M	Yearly	500,000	12		-	15	May-19	260,000.00	-	**260,000.00**
Sub-Total				**1,700,000**			-			500,000.00	-	500,000.00
Grand Total	**ALL**	**ALL**		**9,584,801**		**6.99%**	**73,590**			**906,212.00**	**7,285,800.86**	**8,192,012.86**

Return of cash flow

	2016	2017	2018
Navitas Assets, LLC	-	-	-
Navitas Utility Corporation	-	-	-
Total	$ -	$ -	$ -

Navitas TN NG, LLC
Transactions by Account
As of December 31, 2018

Type	Date	Num	Name	Memo	Clr	Split	Debit	Credit	Balance
2700 · LTD									473,003.10
2707 · Bank 7 - System Loan									473,003.10
Bill	01/01/2018	180101	Bank 7	Loan 1010633		2233 · Other	1,654.16		471,348.94
Bill	02/01/2018	180201	Bank 7	Loan 1010633		2233 · Other	1,662.43		469,686.51
Bill	03/01/2018	180301	Bank 7	Loan 1010633		2233 · Other	1,670.75		468,015.76
Bill	04/01/2018	180401	Bank 7	Loan 1010633		2233 · Other	1,679.10		466,336.66
Bill	05/01/2018	180501	Bank 7	Loan 1010633		2233 · Other	1,687.50		464,649.16
Bill	05/29/2018	180529	Bank 7	Loan 1010633		2233 · Other	1,695.93		462,953.23
Bill	06/25/2018	18062...	Bank 7	Loan 1010633		2233 · Other	1,704.41		461,248.82
Bill	07/26/2018	18072...	Bank 7	Loan 1010633		2233 · Other	1,712.93		459,535.89
Bill	08/27/2018	18082...	Bank 7	Loan 1010633		2233 · Other	1,721.50		457,814.39
Bill	09/25/2018	18092...	Bank 7	Loan 1010633		2233 · Other	1,730.11		456,084.28
Bill	10/26/2018	18102...	Bank 7	Loan 1010633		2233 · Other	1,738.76		454,345.52
Bill	11/26/2018	18112...	Bank 7	Loan 1010633		2233 · Other	1,747.45		452,598.07
Bill	12/26/2018	18122...	Bank 7	Loan 1010633		2233 · Other	1,756.19		450,841.88
Total 2707 · Bank 7 - System Loan							22,161.22	0.00	450,841.88
Total 2700 · LTD							22,161.22	0.00	450,841.88
TOTAL							**22,161.22**	**0.00**	**450,841.88**

ITEM 72

EOM (pmt due 15th)		240	Bank 7 $4,046.11 Payment	Journal Entry LTD	CPLTD	6.00% Interest	561,000 Principle	Balance Sheet CPLTD	LTD
October	2013	0						14,977.57	546,022.43
November	2013	1	4,046.11	1,289.07	(74.89)	$2,805.00	$1,214.18	15,052.46	544,733.36
December	2013	2	4,046.11	1,295.51	(75.26)	$2,798.93	$1,220.25	15,127.72	543,437.85
January	2014	3	4,046.11	1,301.99	(75.64)	$2,792.83	$1,226.35	15,203.36	542,135.86
February	2014	4	4,046.11	1,308.50	(76.02)	$2,786.70	$1,232.48	15,279.38	540,827.36
March	2014	5	4,046.11	1,315.04	(76.40)	$2,780.53	$1,238.64	15,355.77	539,512.32
April	2014	6	4,046.11	1,321.62	(76.78)	$2,774.34	$1,244.84	15,432.55	538,190.71
May	2014	7	4,046.11	1,328.22	(77.16)	$2,768.12	$1,251.06	15,509.72	536,862.48
June	2014	8	4,046.11	1,334.87	(77.55)	$2,761.86	$1,257.32	15,587.26	535,527.61
July	2014	9	4,046.11	1,341.54	(77.94)	$2,755.57	$1,263.60	15,665.20	534,186.07
August	2014	10	4,046.11	1,348.25	(78.33)	$2,749.26	$1,269.92	15,743.53	532,837.83
September	2014	11	4,046.11	1,354.99	(78.72)	$2,742.91	$1,276.27	15,822.24	531,482.84
October	2014	12	4,046.11	1,361.76	(79.11)	$2,736.53	$1,282.65	15,901.36	530,121.07
November	2014	13	4,046.11	1,368.57	(79.51)	$2,730.11	$1,289.07	15,980.86	528,752.50
December	2014	14	4,046.11	1,375.42	(79.90)	$2,723.67	$1,295.51	16,060.77	527,377.08
January	2015	15	4,046.11	1,382.29	(80.30)	$2,717.19	$1,301.99	16,141.07	525,994.79
February	2015	16	4,046.11	1,389.20	(80.71)	$2,710.68	$1,308.50	16,221.78	524,605.59
March	2015	17	4,046.11	1,396.15	(81.11)	$2,704.14	$1,315.04	16,302.88	523,209.44
April	2015	18	4,046.11	1,403.13	(81.51)	$2,697.56	$1,321.62	16,384.40	521,806.31
May	2015	19	4,046.11	1,410.15	(81.92)	$2,690.95	$1,328.22	16,466.32	520,396.16
June	2015	20	4,046.11	1,417.20	(82.33)	$2,684.31	$1,334.87	16,548.65	518,978.96
July	2015	21	4,046.11	1,424.28	(82.74)	$2,677.64	$1,341.54	16,631.40	517,554.68
August	2015	22	4,046.11	1,431.40	(83.16)	$2,670.93	$1,348.25	16,714.55	516,123.27
September	2015	23	4,046.11	1,438.56	(83.57)	$2,664.19	$1,354.99	16,798.13	514,684.71
October	2015	24	4,046.11	1,445.75	(83.99)	$2,657.41	$1,361.76	16,882.12	513,238.96
November	2015	25	4,046.11	1,452.98	(84.41)	$2,650.61	$1,368.57	16,966.53	511,785.97
December	2015	26	4,046.11	1,460.25	(84.83)	$2,643.76	$1,375.42	17,051.36	510,325.73
January	2016	27	4,046.11	1,467.55	(85.26)	$2,636.89	$1,382.29	17,136.62	508,858.18
February	2016	28	4,046.11	1,474.89	(85.68)	$2,629.97	$1,389.20	17,222.30	507,383.29
March	2016	29	4,046.11	1,482.26	(86.11)	$2,623.03	$1,396.15	17,308.41	505,901.03
April	2016	30	4,046.11	1,489.67	(86.54)	$2,616.05	$1,403.13	17,394.95	504,411.35
May	2016	31	4,046.11	1,497.12	(86.97)	$2,609.03	$1,410.15	17,481.93	502,914.23
June	2016	32	4,046.11	1,504.61	(87.41)	$2,601.98	$1,417.20	17,569.34	501,409.63
July	2016	33	4,046.11	1,512.13	(87.85)	$2,594.89	$1,424.28	17,657.18	499,897.50
August	2016	34	4,046.11	1,519.69	(88.29)	$2,587.77	$1,431.40	17,745.47	498,377.80
September	2016	35	4,046.11	1,527.29	(88.73)	$2,580.62	$1,438.56	17,834.20	496,850.52
October	2016	36	4,046.11	1,534.93	(89.17)	$2,573.42	$1,445.75	17,923.37	495,315.59

EOM		240	$4,046.11	Journal Entry		6.00%	561,000	Balance Sheet	
(pmt due 15th)			Payment	LTD	CPLTD	Interest	Principle	CPLTD	LTD
November	2016	37	4,046.11	1,542.60	(89.62)	$2,566.19	$1,452.98	18,012.98	493,772.99
December	2016	38	4,046.11	1,550.31	(90.06)	$2,558.93	$1,460.25	18,103.05	492,222.68
January	2017	39	4,046.11	1,558.06	(90.52)	$2,551.63	$1,467.55	18,193.57	490,664.61
February	2017	40	4,046.11	1,565.86	(90.97)	$2,544.29	$1,474.89	18,284.53	489,098.76
March	2017	41	4,046.11	1,573.68	(91.42)	$2,536.92	$1,482.26	18,375.96	487,525.07
April	2017	42	4,046.11	1,581.55	(91.88)	$2,529.51	$1,489.67	18,467.84	485,943.52
May	2017	43	4,046.11	1,589.46	(92.34)	$2,522.06	$1,497.12	18,560.17	484,354.06
June	2017	44	4,046.11	1,597.41	(92.80)	$2,514.57	$1,504.61	18,652.98	482,756.65
July	2017	45	4,046.11	1,605.39	(93.26)	$2,507.05	$1,512.13	18,746.24	481,151.25
August	2017	46	4,046.11	1,613.42	(93.73)	$2,499.49	$1,519.69	18,839.97	479,537.83
September	2017	47	4,046.11	1,621.49	(94.20)	$2,491.89	$1,527.29	18,934.17	477,916.34
October	2017	48	4,046.11	1,629.60	(94.67)	$2,484.25	$1,534.93	19,028.84	476,286.75
November	2017	49	4,046.11	1,637.74	(95.14)	$2,476.58	$1,542.60	19,123.99	474,649.00
December	2017	50	4,046.11	1,645.93	(95.62)	$2,468.86	$1,550.31	19,219.61	473,003.07
January	2018	51	4,046.11	1,654.16	(96.10)	$2,461.11	$1,558.06	19,315.70	471,348.91
February	2018	52	4,046.11	1,662.43	(96.58)	$2,453.32	$1,565.86	19,412.28	469,686.47
March	2018	53	4,046.11	1,670.75	(97.06)	$2,445.49	$1,573.68	19,509.34	468,015.73
April	2018	54	4,046.11	1,679.10	(97.55)	$2,437.63	$1,581.55	19,606.89	466,336.63
May	2018	55	4,046.11	1,687.50	(98.03)	$2,429.72	$1,589.46	19,704.93	464,649.13
June	2018	56	4,046.11	1,695.93	(98.52)	$2,421.77	$1,597.41	19,803.45	462,953.20
July	2018	57	4,046.11	1,704.41	(99.02)	$2,413.78	$1,605.39	19,902.47	461,248.79
August	2018	58	4,046.11	1,712.93	(99.51)	$2,405.76	$1,613.42	20,001.98	459,535.85
September	2018	59	4,046.11	1,721.50	(100.01)	$2,397.69	$1,621.49	20,101.99	457,814.35
October	2018	60	4,046.11	1,730.11	(100.51)	$2,389.58	$1,629.60	20,202.50	456,084.25
November	2018	61	4,046.11	1,738.76	(101.01)	$2,381.43	$1,637.74	20,303.51	454,345.49
December	2018	62	4,046.11	1,747.45	(101.52)	$2,373.25	$1,645.93	20,405.03	452,598.04
January	2019	63	4,046.11	1,756.19	(102.03)	$2,365.02	$1,654.16	20,507.05	450,841.85
February	2019	64	4,046.11	1,764.97	(102.54)	$2,356.74	$1,662.43	20,609.59	449,076.88
March	2019	65	4,046.11	1,773.79	(103.05)	$2,348.43	$1,670.75	20,712.64	447,303.09
April	2019	66	4,046.11	1,782.66	(103.56)	$2,340.08	$1,679.10	20,816.20	445,520.43
May	2019	67	4,046.11	1,791.58	(104.08)	$2,331.68	$1,687.50	20,920.28	443,728.85
June	2019	68	4,046.11	1,800.53	(104.60)	$2,323.25	$1,695.93	21,024.88	441,928.32
July	2019	69	4,046.11	1,809.54	(105.12)	$2,314.77	$1,704.41	21,130.01	440,118.78
August	2019	70	4,046.11	1,818.58	(105.65)	$2,306.24	$1,712.93	21,235.66	438,300.20
September	2019	71	4,046.11	1,827.68	(106.18)	$2,297.68	$1,721.50	21,341.84	436,472.52
October	2019	72	4,046.11	1,836.82	(106.71)	$2,289.07	$1,730.11	21,448.55	434,635.70

EOM		240	$4,046.11	Journal Entry		6.00%	561,000	Balance Sheet	
(pmt due 15th)			Payment	LTD	CPLTD	Interest	Principle	CPLTD	LTD
November	2019	73	4,046.11	1,846.00	(107.24)	$2,280.42	$1,738.76	21,555.79	432,789.70
December	2019	74	4,046.11	1,855.23	(107.78)	$2,271.73	$1,747.45	21,663.57	430,934.47
January	2020	75	4,046.11	1,864.51	(108.32)	$2,262.99	$1,756.19	21,771.88	429,069.97
February	2020	76	4,046.11	1,873.83	(108.86)	$2,254.21	$1,764.97	21,880.74	427,196.14
March	2020	77	4,046.11	1,883.20	(109.40)	$2,245.38	$1,773.79	21,990.15	425,312.94
April	2020	78	4,046.11	1,892.61	(109.95)	$2,236.52	$1,782.66	22,100.10	423,420.33
May	2020	79	4,046.11	1,902.08	(110.50)	$2,227.60	$1,791.58	22,210.60	421,518.25
June	2020	80	4,046.11	1,911.59	(111.05)	$2,218.64	$1,800.53	22,321.65	419,606.66
July	2020	81	4,046.11	1,921.14	(111.61)	$2,209.64	$1,809.54	22,433.26	417,685.52
August	2020	82	4,046.11	1,930.75	(112.17)	$2,200.59	$1,818.58	22,545.43	415,754.77
September	2020	83	4,046.11	1,940.40	(112.73)	$2,191.50	$1,827.68	22,658.15	413,814.36
October	2020	84	4,046.11	1,950.11	(113.29)	$2,182.36	$1,836.82	22,771.44	411,864.26
November	2020	85	4,046.11	1,959.86	(113.86)	$2,173.18	$1,846.00	22,885.30	409,904.40
December	2020	86	4,046.11	1,969.66	(114.43)	$2,163.95	$1,855.23	22,999.73	407,934.74
January	2021	87	4,046.11	1,979.50	(115.00)	$2,154.67	$1,864.51	23,114.73	405,955.24
February	2021	88	4,046.11	1,989.40	(115.57)	$2,145.35	$1,873.83	23,230.30	403,965.84
March	2021	89	4,046.11	1,999.35	(116.15)	$2,135.98	$1,883.20	23,346.45	401,966.49
April	2021	90	4,046.11	2,009.35	(116.73)	$2,126.56	$1,892.61	23,463.18	399,957.14
May	2021	91	4,046.11	2,019.39	(117.32)	$2,117.10	$1,902.08	23,580.50	397,937.75
June	2021	92	4,046.11	2,029.49	(117.90)	$2,107.59	$1,911.59	23,698.40	395,908.26
July	2021	93	4,046.11	2,039.64	(118.49)	$2,098.03	$1,921.14	23,816.89	393,868.62
August	2021	94	4,046.11	2,049.84	(119.08)	$2,088.43	$1,930.75	23,935.98	391,818.79
September	2021	95	4,046.11	2,060.08	(119.68)	$2,078.77	$1,940.40	24,055.66	389,758.70
October	2021	96	4,046.11	2,070.38	(120.28)	$2,069.07	$1,950.11	24,175.94	387,688.32
November	2021	97	4,046.11	2,080.74	(120.88)	$2,059.32	$1,959.86	24,296.82	385,607.58
December	2021	98	4,046.11	2,091.14	(121.48)	$2,049.52	$1,969.66	24,418.30	383,516.44
January	2022	99	4,046.11	2,101.60	(122.09)	$2,039.67	$1,979.50	24,540.39	381,414.85
February	2022	100	4,046.11	2,112.10	(122.70)	$2,029.78	$1,989.40	24,663.09	379,302.74
March	2022	101	4,046.11	2,122.66	(123.32)	$2,019.83	$1,999.35	24,786.41	377,180.08
April	2022	102	4,046.11	2,133.28	(123.93)	$2,009.83	$2,009.35	24,910.34	375,046.80
May	2022	103	4,046.11	2,143.94	(124.55)	$1,999.79	$2,019.39	25,034.89	372,902.86
June	2022	104	4,046.11	2,154.66	(125.17)	$1,989.69	$2,029.49	25,160.07	370,748.19
July	2022	105	4,046.11	2,165.44	(125.80)	$1,979.54	$2,039.64	25,285.87	368,582.76
August	2022	106	4,046.11	2,176.26	(126.43)	$1,969.34	$2,049.84	25,412.30	366,406.49
September	2022	107	4,046.11	2,187.15	(127.06)	$1,959.09	$2,060.08	25,539.36	364,219.34
October	2022	108	4,046.11	2,198.08	(127.70)	$1,948.79	$2,070.38	25,667.06	362,021.26

EOM		240	$4,046.11	Journal Entry		6.00%	561,000	Balance Sheet	
(pmt due 15th)			Payment	LTD	CPLTD	Interest	Principle	CPLTD	LTD
November	2022	109	4,046.11	2,209.07	(128.34)	$1,938.44	$2,080.74	25,795.39	359,812.19
December	2022	110	4,046.11	2,220.12	(128.98)	$1,928.04	$2,091.14	25,924.37	357,592.07
January	2023	111	4,046.11	2,231.22	(129.62)	$1,917.58	$2,101.60	26,053.99	355,360.86
February	2023	112	4,046.11	2,242.37	(130.27)	$1,907.07	$2,112.10	26,184.26	353,118.48
March	2023	113	4,046.11	2,253.59	(130.92)	$1,896.51	$2,122.66	26,315.18	350,864.90
April	2023	114	4,046.11	2,264.85	(131.58)	$1,885.90	$2,133.28	26,446.76	348,600.04
May	2023	115	4,046.11	2,276.18	(132.23)	$1,875.23	$2,143.94	26,578.99	346,323.86
June	2023	116	4,046.11	2,287.56	(132.89)	$1,864.51	$2,154.66	26,711.89	344,036.31
July	2023	117	4,046.11	2,299.00	(133.56)	$1,853.74	$2,165.44	26,845.45	341,737.31
August	2023	118	4,046.11	2,310.49	(134.23)	$1,842.91	$2,176.26	26,979.67	339,426.82
September	2023	119	4,046.11	2,322.04	(134.90)	$1,832.03	$2,187.15	27,114.57	337,104.77
October	2023	120	4,046.11	2,333.65	(135.57)	$1,821.10	$2,198.08	27,250.14	334,771.12
November	2023	121	4,046.11	2,345.32	(136.25)	$1,810.11	$2,209.07	27,386.40	332,425.80
December	2023	122	4,046.11	2,357.05	(136.93)	$1,799.06	$2,220.12	27,523.33	330,068.75
January	2024	123	4,046.11	2,368.83	(137.62)	$1,787.96	$2,231.22	27,660.94	327,699.91
February	2024	124	4,046.11	2,380.68	(138.30)	$1,776.80	$2,242.37	27,799.25	325,319.23
March	2024	125	4,046.11	2,392.58	(139.00)	$1,765.59	$2,253.59	27,938.24	322,926.65
April	2024	126	4,046.11	2,404.54	(139.69)	$1,754.32	$2,264.85	28,077.94	320,522.11
May	2024	127	4,046.11	2,416.57	(140.39)	$1,743.00	$2,276.18	28,218.33	318,105.54
June	2024	128	4,046.11	2,428.65	(141.09)	$1,731.62	$2,287.56	28,359.42	315,676.89
July	2024	129	4,046.11	2,440.79	(141.80)	$1,720.18	$2,299.00	28,501.21	313,236.09
August	2024	130	4,046.11	2,453.00	(142.51)	$1,708.69	$2,310.49	28,643.72	310,783.10
September	2024	131	4,046.11	2,465.26	(143.22)	$1,697.13	$2,322.04	28,786.94	308,317.83
October	2024	132	4,046.11	2,477.59	(143.93)	$1,685.52	$2,333.65	28,930.87	305,840.25
November	2024	133	4,046.11	2,489.98	(144.65)	$1,673.86	$2,345.32	29,075.53	303,350.27
December	2024	134	4,046.11	2,502.43	(145.38)	$1,662.13	$2,357.05	29,220.91	300,847.84
January	2025	135	4,046.11	2,514.94	(146.10)	$1,650.34	$2,368.83	29,367.01	298,332.90
February	2025	136	4,046.11	2,527.51	(146.84)	$1,638.50	$2,380.68	29,513.85	295,805.39
March	2025	137	4,046.11	2,540.15	(147.57)	$1,626.60	$2,392.58	29,661.41	293,265.24
April	2025	138	4,046.11	2,552.85	(148.31)	$1,614.63	$2,404.54	29,809.72	290,712.39
May	2025	139	4,046.11	2,565.62	(149.05)	$1,602.61	$2,416.57	29,958.77	288,146.77
June	2025	140	4,046.11	2,578.44	(149.79)	$1,590.53	$2,428.65	30,108.56	285,568.32
July	2025	141	4,046.11	2,591.34	(150.54)	$1,578.38	$2,440.79	30,259.11	282,976.99
August	2025	142	4,046.11	2,604.29	(151.30)	$1,566.18	$2,453.00	30,410.40	280,372.69
September	2025	143	4,046.11	2,617.31	(152.05)	$1,553.92	$2,465.26	30,562.45	277,755.38
October	2025	144	4,046.11	2,630.40	(152.81)	$1,541.59	$2,477.59	30,715.27	275,124.98

EOM		240	$4,046.11	Journal Entry		6.00%	561,000	Balance Sheet	
(pmt due 15th)			Payment	LTD	CPLTD	Interest	Principle	CPLTD	LTD
November	2025	145	4,046.11	2,643.55	(153.58)	$1,529.20	$2,489.98	30,868.84	272,481.43
December	2025	146	4,046.11	2,656.77	(154.34)	$1,516.75	$2,502.43	31,023.19	269,824.65
January	2026	147	4,046.11	2,670.05	(155.12)	$1,504.24	$2,514.94	31,178.30	267,154.60
February	2026	148	4,046.11	2,683.41	(155.89)	$1,491.66	$2,527.51	31,334.19	264,471.19
March	2026	149	4,046.11	2,696.82	(156.67)	$1,479.03	$2,540.15	31,490.87	261,774.37
April	2026	150	4,046.11	2,710.31	(157.45)	$1,466.33	$2,552.85	31,648.32	259,064.07
May	2026	151	4,046.11	2,723.86	(158.24)	$1,453.56	$2,565.62	31,806.56	256,340.21
June	2026	152	4,046.11	2,737.48	(159.03)	$1,440.73	$2,578.44	31,965.59	253,602.73
July	2026	153	4,046.11	2,751.16	(159.83)	$1,427.84	$2,591.34	32,125.42	250,851.57
August	2026	154	4,046.11	2,764.92	(160.63)	$1,414.88	$2,604.29	32,286.05	248,086.65
September	2026	155	4,046.11	2,778.75	(161.43)	$1,401.86	$2,617.31	32,447.48	245,307.90
October	2026	156	4,046.11	2,792.64	(162.24)	$1,388.78	$2,630.40	32,609.72	242,515.26
November	2026	157	4,046.11	2,806.60	(163.05)	$1,375.62	$2,643.55	32,772.77	239,708.66
December	2026	158	4,046.11	2,820.63	(163.86)	$1,362.41	$2,656.77	32,936.63	236,888.02
January	2027	159	4,046.11	2,834.74	(164.68)	$1,349.12	$2,670.05	33,101.31	234,053.29
February	2027	160	4,046.11	2,848.91	(165.51)	$1,335.77	$2,683.41	33,266.82	231,204.37
March	2027	161	4,046.11	2,863.16	(166.33)	$1,322.36	$2,696.82	33,433.15	228,341.22
April	2027	162	4,046.11	2,877.47	(167.17)	$1,308.87	$2,710.31	33,600.32	225,463.75
May	2027	163	4,046.11	2,891.86	(168.00)	$1,295.32	$2,723.86	33,768.32	222,571.89
June	2027	164	4,046.11	2,906.32	(168.84)	$1,281.70	$2,737.48	33,937.16	219,665.57
July	2027	165	4,046.11	2,920.85	(169.69)	$1,268.01	$2,751.16	34,106.85	216,744.72
August	2027	166	4,046.11	2,935.45	(170.53)	$1,254.26	$2,764.92	34,277.38	213,809.26
September	2027	167	4,046.11	2,950.13	(171.39)	$1,240.43	$2,778.75	34,448.77	210,859.13
October	2027	168	4,046.11	2,964.88	(172.24)	$1,226.54	$2,792.64	34,621.01	207,894.25
November	2027	169	4,046.11	2,979.71	(173.11)	$1,212.58	$2,806.60	34,794.12	204,914.54
December	2027	170	4,046.11	2,994.61	(173.97)	$1,198.54	$2,820.63	34,968.09	201,919.94
January	2028	171	4,046.11	3,009.58	(174.84)	$1,184.44	$2,834.74	35,142.93	198,910.36
February	2028	172	4,046.11	3,024.63	(175.71)	$1,170.27	$2,848.91	35,318.64	195,885.73
March	2028	173	4,046.11	3,039.75	(176.59)	$1,156.02	$2,863.16	35,495.24	192,845.98
April	2028	174	4,046.11	3,054.95	(177.48)	$1,141.71	$2,877.47	35,672.71	189,791.03
May	2028	175	4,046.11	3,070.22	(178.36)	$1,127.32	$2,891.86	35,851.08	186,720.81
June	2028	176	4,046.11	3,085.57	(179.26)	$1,112.86	$2,906.32	36,030.33	183,635.24
July	2028	177	4,046.11	3,101.00	(180.15)	$1,098.33	$2,920.85	36,210.48	180,534.23
August	2028	178	4,046.11	3,116.51	(181.05)	$1,083.72	$2,935.45	36,391.54	177,417.73
September	2028	179	4,046.11	3,132.09	(181.96)	$1,069.05	$2,950.13	36,573.49	174,285.64
October	2028	180	4,046.11	3,147.75	(182.87)	$1,054.30	$2,964.88	36,756.36	171,137.89

EOM		240	$4,046.11	Journal Entry		6.00%	561,000	Balance Sheet	
(pmt due 15th)			Payment	LTD	CPLTD	Interest	Principle	CPLTD	LTD
November	2028	181	4,046.11	3,163.49	(183.78)	$1,039.47	$2,979.71	36,940.14	167,974.40
December	2028	182	4,046.11	3,179.31	(184.70)	$1,024.57	$2,994.61	37,124.84	164,795.09
January	2029	183	4,046.11	3,195.20	(185.62)	$1,009.60	$3,009.58	37,310.47	161,599.89
February	2029	184	4,046.11	3,211.18	(186.55)	$994.55	$3,024.63	37,497.02	158,388.71
March	2029	185	4,046.11	3,227.23	(187.49)	$979.43	$3,039.75	37,684.51	155,161.48
April	2029	186	4,046.11	3,243.37	(188.42)	$964.23	$3,054.95	37,872.93	151,918.10
May	2029	187	4,046.11	3,259.59	(189.36)	$948.96	$3,070.22	38,062.29	148,658.52
June	2029	188	4,046.11	3,275.89	(190.31)	$933.60	$3,085.57	38,252.60	145,382.63
July	2029	189	4,046.11	3,292.27	(191.26)	$918.18	$3,101.00	38,443.87	142,090.37
August	2029	190	4,046.11	3,308.73	(192.22)	$902.67	$3,116.51	38,636.09	138,781.64
September	2029	191	4,046.11	3,325.27	(193.18)	$887.09	$3,132.09	38,829.27	135,456.37
October	2029	192	4,046.11	3,341.90	(194.15)	$871.43	$3,147.75	39,023.41	132,114.47
November	2029	193	4,046.11	3,358.61	(195.12)	$855.69	$3,163.49	39,218.53	128,755.87
December	2029	194	4,046.11	3,375.40	(196.09)	$839.87	$3,179.31	39,414.62	125,380.47
January	2030	195	4,046.11	3,392.28	(197.07)	$823.98	$3,195.20	39,611.70	121,988.19
February	2030	196	4,046.11	3,409.24	(198.06)	$808.00	$3,211.18	39,809.75	118,578.96
March	2030	197	4,046.11	3,426.28	(199.05)	$791.94	$3,227.23	40,008.80	115,152.67
April	2030	198	4,046.11	3,443.41	(200.04)	$775.81	$3,243.37	40,208.85	111,709.26
May	2030	199	4,046.11	3,460.63	(201.04)	$759.59	$3,259.59	40,409.89	108,248.62
June	2030	200	4,046.11	3,477.94	(202.05)	$743.29	$3,275.89	40,611.94	104,770.69
July	2030	201	4,046.11	3,495.32	(203.06)	$726.91	$3,292.27	40,815.00	101,275.36
August	2030	202	4,046.11	3,512.80	(204.08)	$710.45	$3,308.73	41,019.08	97,762.56
September	2030	203	4,046.11	3,530.37	(205.10)	$693.91	$3,325.27	41,224.17	94,232.20
October	2030	204	4,046.11	3,548.02	(206.12)	$677.28	$3,341.90	41,430.29	90,684.18
November	2030	205	4,046.11	3,565.76	(207.15)	$660.57	$3,358.61	41,637.44	87,118.42
December	2030	206	4,046.11	3,583.59	(208.19)	$643.78	$3,375.40	41,845.63	83,534.84
January	2031	207	4,046.11	3,601.50	(209.23)	$626.90	$3,392.28	42,054.86	79,933.33
February	2031	208	4,046.11	3,619.51	(210.27)	$609.94	$3,409.24	42,265.13	76,313.82
March	2031	209	4,046.11	3,637.61	(211.33)	$592.89	$3,426.28	42,476.46	72,676.21
April	2031	210	4,046.11	3,655.80	(212.38)	$575.76	$3,443.41	42,688.84	69,020.42
May	2031	211	4,046.11	3,674.08	(213.44)	$558.55	$3,460.63	42,902.29	65,346.34
June	2031	212	4,046.11	3,692.45	(214.51)	$541.24	$3,477.94	43,116.80	61,653.89
July	2031	213	4,046.11	3,710.91	(215.58)	$523.85	$3,495.32	43,332.38	57,942.98
August	2031	214	4,046.11	3,729.46	(216.66)	$506.38	$3,512.80	43,549.04	54,213.52
September	2031	215	4,046.11	3,748.11	(217.75)	$488.81	$3,530.37	43,766.79	50,465.41
October	2031	216	4,046.11	3,766.85	(218.83)	$471.16	$3,548.02	43,985.62	46,698.56

EOM		240	$4,046.11	Journal Entry		6.00%	561,000	Balance Sheet	
(pmt due 15th)			Payment	LTD	CPLTD	Interest	Principle	CPLTD	LTD
November	2031	217	4,046.11	3,785.69	(219.93)	$453.42	$3,565.76	44,205.55	42,912.87
December	2031	218	4,046.11	3,804.61	(221.03)	$435.59	$3,583.59	44,426.58	39,108.26
January	2032	219	4,046.11	3,823.64	(222.13)	$417.67	$3,601.50	44,648.71	35,284.62
February	2032	220	4,046.11	3,842.76	(223.24)	$399.67	$3,619.51	44,871.95	31,441.87
March	2032	221	4,046.11	3,861.97	(224.36)	$381.57	$3,637.61	45,096.31	27,579.90
April	2032	222	4,046.11	3,881.28	(225.48)	$363.38	$3,655.80	45,321.80	23,698.62
May	2032	223	4,046.11	3,900.69	(226.61)	$345.10	$3,674.08	45,548.40	19,797.93
June	2032	224	4,046.11	3,920.19	(227.74)	$326.73	$3,692.45	45,776.15	15,877.75
July	2032	225	4,046.11	3,939.79	(228.88)	$308.27	$3,710.91	46,005.03	11,937.96
August	2032	226	4,046.11	3,959.49	(230.03)	$289.71	$3,729.46	46,235.05	7,978.47
September	2032	227	4,046.11	3,979.29	(231.18)	$271.07	$3,748.11	46,466.23	3,999.18
October	2032	228	4,046.11	3,999.18	(232.33)	$252.33	$3,766.85	46,698.56	(0.00)
November	2032	229	4,046.11	0.00	3,785.69	$233.49	$3,785.69	42,912.87	(0.00)
December	2032	230	4,046.11	-	3,804.61	$214.56	$3,804.61	39,108.26	(0.00)
January	2033	231	4,046.11	-	3,823.64	$195.54	$3,823.64	35,284.62	(0.00)
February	2033	232	4,046.11	-	3,842.76	$176.42	$3,842.76	31,441.87	(0.00)
March	2033	233	4,046.11	-	3,861.97	$157.21	$3,861.97	27,579.90	(0.00)
April	2033	234	4,046.11	-	3,881.28	$137.90	$3,881.28	23,698.62	(0.00)
May	2033	235	4,046.11	-	3,900.69	$118.49	$3,900.69	19,797.93	(0.00)
June	2033	236	4,046.11	-	3,920.19	$98.99	$3,920.19	15,877.75	(0.00)
July	2033	237	4,046.11	-	3,939.79	$79.39	$3,939.79	11,937.96	(0.00)
August	2033	238	4,046.11	-	3,959.49	$59.69	$3,959.49	7,978.47	(0.00)
September	2033	239	4,046.11	-	3,979.29	$39.89	$3,979.29	3,999.18	(0.00)
October	2033	240	4,046.11	-	3,999.18	$20.00	$3,999.18	-	(0.00)

Bank7 OKC
1039 NW 63rd St
Oklahoma City, OK 73116

Telephone:405-810-8600

007 001 00 00111 Page: 1
Loan: 1010633 12/26/2018

01/11/19

Navitas TN NG, LLC
3186-D Airway Ave.
Costa Mesa CA 92626

* L o a n P a y m e n t *

Loan Type:	C&I (Non RE)	Maturity Date:	10/15/2033
Principal Balance:	475,697.08	Current Rate:	7.700000
Interest Thru 12/26/2018:	101.74	Interest Paid 2018:	31,967.80
One Day's Interest:	101.74	Original Loan Date:	10/17/2013
Amount Past Due:	.00	Original Loan Amount:	561,000.00
Escrow Balance:	.00	Date of Last Payment:	12/26/2018
		Last Payment Amount:	4,200.00

Date Payment Due:	01/15/2019
Principal Due:	2,235.08
Interest Due:	2,034.92
Total Amount Due:	4,270.00

Add additional late charge of 213.50 if no payment is received by 01/25/2019

* * Please return this portion with your payment * *

L o a n P a y m e n t N o t i c e

Member interest contribution

Navitas Assets	2016	2017	2018
RV	-	80,000	-
TH	-	5,000	-
NUC	-	15,000	-
Total	$ -	$ 100,000	$ -

Note - posted November 16, 2017

Navitas companies pro forma consolidation

	2012	2013	2014	2015	2016	2017	2018	Proj
Total Assets	14,163	13,686	13,327	15,130	15,209	15,006	13,922	14,000
Member Loan	96	154	411	168	-	-	130	-
CPLTD	402	255	560	339	368	397	385	400
LTD	7,726	7,497	6,928	9,057	8,626	8,022	6,887	7,200
Equity	3,682	3,507	2,680	2,933	2,934	2,856	3,272	3,800
Total debt	8,128	7,752	7,488	9,396	8,994	8,419	7,272	7,600
Total equity	3,778	3,661	3,091	3,101	2,934	2,856	3,402	3,800
debt/equity ratio	2.15	2.12	2.42	3.03	3.07	2.95	2.14	2.00

Net dividend

	2012	2013	2014	2015	2016	2017	2018	2019
Navitas TNNG								
Investment from Assets	131,528	210,000	25,000					11,221
Cash returned to Assets		7,979		45,000				25,000
Total	(131,528)	(202,021)	(25,000)	45,000	-	-	-	13,779

In the five-years from 2014 through 2018, Navitas TNNG had a net dividend of $20,000
There is no apparent pattern of dividends.