BUTLER | SNOW

Electronically Filed in TPUC Docket Room on August 16, 2019 at 1:29 p.m.

August 16, 2019

VIA ELECTRONIC FILING
TPUC.DocketRoom@tn.gov

Hon. Robin L. Morrison, Chairman
c/o Ectory Lawless, Docket Room Manager
Tennessee Public Utilities Commission
502 Deaderick Street, 4th Floor
Nashville, TN 37243

RE: ***Petition of Tennessee-American Water Company in Support of the Calculation of the 2019 Capital Recovery Riders Reconciliation*, Docket No. 19-00031**

Dear Chairman Morrison:

Attached for filing please find *Tennessee American Water Company's Responses to the First Discovery Requests of the Consumer Advocate* in the above-captioned matter.

As required, an original of this filing, along with four (4) hard copies, will follow. Should you have any questions concerning this filing, or require additional information, please do not hesitate to contact me.

Very truly yours,

BUTLER SNOW LLP

Melvin J. Malone

clw
Attachments
cc: Elaine Chambers, Tennessee-American Water Company
Daniel P. Whitaker III, Assistant Attorney General, Financial Division, Consumer Advocate Unit
Karen H. Stachowski, Assistant Attorney General, Financial Division, Consumer Advocate Unit

The Pinnacle at Symphony Place
150 3rd Avenue South, Suite 1600
Nashville, TN 37201

MELVIN J. MALONE
615.651.6705
melvin.malone@butlersnow.com

T 615.651.6700
F 615.651.6701
www.butlersnow.com

BEFORE THE TENNESSEE PUBLIC UTILITY COMMISSION
NASHVILLE, TENNESSEE

PETITION OF TENNESSEE-AMERICAN WATER COMPANY REGARDING CHANGES TO THE QUALIFIED INFRASTRUCTURE INVESTMENT PROGRAM RIDER, THE ECONOMIC DEVELOPMENT INVESTMENT RIDER, AND THE SAFETY AND ENVIRONMENTAL COMPLIANCE RIDER AND IN SUPPORT OF THE CALCULATION OF THE 2019 CAPITAL RECOVERY RIDERS RECONCILIATION	)	**DOCKET NO. 19-00031**

TENNESSEE-AMERICAN WATER COMPANY'S RESPONSES TO FIRST DISCOVERY REQUESTS OF THE CONSUMER ADVOCATE

Tennessee-American Water Company ("TAWC"), by and through counsel, hereby submits its Responses to the First Discovery Requests propounded by the Consumer Advocate Unit in the Financial Division of the Attorney General's Office ("Consumer Advocate").

GENERAL OBJECTIONS

1. TAWC objects to all requests that seek information protected by the attorney-client privilege, the work-product doctrine and/or any other applicable privilege or restriction on disclosure.

2. TAWC objects to the definitions and instructions accompanying the requests to the extent the definitions and instructions contradict, are inconsistent with, or impose any obligations beyond those required by applicable provisions of the Tennessee Rules of Civil Procedure or the rules, regulations, or orders of the Tennessee Public Utility Commission ("TPUC" or "Authority").

3. The specific responses set forth below are based on information now available to TAWC, and TAWC reserves the right at any time to revise, correct, add to or clarify the objections or responses and supplement the information produced.

4. TAWC objects to each request to the extent that it is unreasonably cumulative or duplicative, speculative, unduly burdensome, irrelevant or seeks information obtainable from some other source that is more convenient, less burdensome or less expensive.

5. TAWC objects to each request to the extent it seeks information outside TAWC's custody or control.

6. TAWC's decision, now or in the future, to provide information or documents notwithstanding the objectionable nature of any of the definitions or instructions, or the requests themselves, should not be construed as: (a) a stipulation that the material is relevant or admissible, (b) a waiver of TAWC's General Objections or the objections asserted in response to specific discovery requests, or (c) an agreement that requests for similar information will be treated in a similar manner.

7. TAWC objects to those requests that seek the identification of "any" or "all" documents or witnesses (or similar language) related to a particular subject matter on the grounds that they are overbroad and unduly burdensome, and exceed the scope of permissible discovery.

8. TAWC objects to those requests that constitute a "fishing expedition," seeking information that is not relevant or reasonably calculated to lead to the discovery of admissible evidence and is not limited to this matter.

9. TAWC does not waive any previously submitted objections to the Consumer Advocate's discovery requests.

TENNESSEE AMERICAN WATER COMPANY
DOCKET NO. 19-00031
FIRST DISCOVERY REQUEST OF THE
CONSUMER ADVOCATE AND PROTECTION DIVISION

Responsible Witness: Brent E. O'Neill

Question:

1. The response to CPAD 1-9 in Docket No. 17-00020 outlined the process and coding used to determine eligibility for the inclusion of projects within the Capital Riders surcharge. Please review this response and indicate whether the process used within Docket No. 19-00031 is consistent with this response. To the extent any procedures or coding have been changed from this response, provide a comprehensive explanation identifying how the process has changed.

Response:

1. Yes, the response to CPAD 1-9 in Docket No. 17-00020 is consistent with the approach utilized in this Docket with the exception that Investment Projects I26-050002 Facility Upgrades at Whitwell WTP and I26-050004 Replace 0.1 MG Storage Tank at Whitwell have been included in this year's SEC rider filing amounts. These projects were included in the 2018 Capital Riders' surcharge filing, Docket No. 17-00124, of which is the basis of this reconciliation docket. These investment projects were not in-service for the reconciliation year in Docket No. 17-00020.

TENNESSEE AMERICAN WATER COMPANY
DOCKET NO. 19-00031
FIRST DISCOVERY REQUEST OF THE
CONSUMER ADVOCATE AND PROTECTION DIVISION

Responsible Witness: Brent E. O'Neill

Question:

2. Identify the amount of capitalized labor included within the Capital Riders split into the following categories: a) external labor, b) TAWC labor, and c) labor from any TAWC affiliate, including any service company or division, by year for the period 2016-2018.

Response:

2. Please refer to the table below for the capitalized labor by year that has been included in the capital rider filings.

Labor Categories	2016	2017	2018
TAWC Labor & Related	$2,411,719	$2,644,125	$1,830,926
Contracted Services	6,905,092	4,657,232	2,771,017
Service Company Labor	525,169	293,053	147,805
Keystone Solutions	410,709		
	$10,252,689	$7,594,410	$4,749,748

TENNESSEE AMERICAN WATER COMPANY
DOCKET NO. 19-00031
FIRST DISCOVERY REQUEST OF THE
CONSUMER ADVOCATE AND PROTECTION DIVISION

Responsible Witness: Elaine K. Chambers

Question:

3. Regarding the Supplemental Exhibit titled "Authorization of Tennessee American Water Capital Recovery Riders Since Last Rate Case", the rates associated with Docket No. 18-00022 are identified as "Pending." Provide a comprehensive explanation as to the status of implementing these rates. What needs to occur in order to implement rates consistent with the Commission's decision"

Response:

3. The effective date for Docket No. 18-00022 should have been April 15th, 2019 based on the deliberations on April 15th, 2019. Docket No. 18-00022 is the annual reconciliation filing for the calendar year of 2017 that was filed on March 2, 2018. Due to the length of the regulatory proceeding for Docket No. 18-00022, the revised date of issue for the annual reconciliation rate has surpassed the end of the calendar year 2018 for which it would have been effective. Because the tariff sheet for Docket No. 18-00022 expired December 31, 2018, any additional revenues to be received from or credited to the customers have been carried forward into this Docket No. 19-00031. Please refer to the exhibit "Petitioner's Exhibit – Capital Riders Reconciliation – Revised 5_16_19 – EKC", line 29, labeled "2017 Reconciliation Amount". This line reflects the Over-Under amount carried forward from the prior period reconciliation Docket No. 18-00022.

TENNESSEE AMERICAN WATER COMPANY
DOCKET NO. 19-00031
FIRST DISCOVERY REQUEST OF THE
CONSUMER ADVOCATE AND PROTECTION DIVISION

Responsible Witness: Elaine K. Chambers

Question:

4. The tab "WKP 2018 Tax Depreciation Balances within the TAWC Capital Riders Reconciliation file contains hard coded percentages for Repair Deductions for each year 2014 - 2018. Provide supporting workpapers and documentation for the hard-coded percentages contained within this worksheet by year.

Response:

Please see "TAW_R_CPADDR1_NUM004_081619_Attachment". For the repairs deductions in the Capital Rider Reconciliation, the Company used the percentage of actual repairs over total property per the tax returns for 2014-2016 (referenced as a, b & c in the attachment). For 2017 T&D, the repairs percentage is the deduction per the tax return over replacement property (referenced as d). For 2017 and 2018 non T&D, a 4 year average of repair deductions over replacement property was used (referenced as f). For 2018 T&D, a 10 year average of repair deductions over replacement property was used (referenced as e).

TENNESSEE AMERICAN WATER COMPANY
DOCKET NO. 19-00031
FIRST DISCOVERY REQUEST OF THE
CONSUMER ADVOCATE AND PROTECTION DIVISION

Responsible Witness: Brent E. O'Neill

Question:

5. Refer to the Company's Response to Consumer Advocate Discovery Request No. 3-1 in Docket No. 18-00022 referring to the Comprehensive Planning Study (CPS). The response indicates that the long-range report is the starting point for the "majority" of the strategy for infrastructure replacement. Provide a response indicating the source for the remaining portion of infrastructure replacement is developed, outside of the CPS.

Response:

As indicated in the Company's Response to Consumer Advocate Discovery Request No. 3-1 in Docket No. 18-00022, the Comprehensive Planning Study (CPS) is the starting point that identifies major improvements needs to ensure safe, dependable and reliable operations of the facilities and allows the facilities to meet the regulatory requirements for the production and distribution of drinking water. As also indicated in response to Consumer Advocate Discovery Request No. 3-1 in Docket No. 18-00022, the additional source for the remaining portion of infrastructure replacement is developed through the company's understanding of trends from historical and forecasted needs along with the knowledge of the process and equipment under the supervision of the area managers and supervisors. This process is explained in more detail in O'Neill's Direct Testimony in Docket No. 17-00124 on pages 4 through 6. In this testimony, it is indicated that proposed capital budget is developed with input by Operations Supervisors and Project Managers and then shares the plan with TAWC President and the TAWC Director of Operations for their review and approval. It is further explained that the identified work will enable TAWC to provide safe, adequate and reliable service to its Customers to meet their domestic, commercial and industrial needs; provide flows adequate for fire protection; and satisfy all regulatory and safety requirements. In addition, page 8 of O'Neill's direct testimony in Docket No. 19-00031 lines 7 to 21 provide an additional indication that a review of facility needs is conducted to establish a general guide for needed improvements over a short-term horizon. These improvements are prioritized by TAWC to allow it to: provide safe, adequate, and reliable service to its customers to meet their domestic, commercial, and industrial needs; provide flows adequate for fire protection; satisfy all regulatory requirements; and enhance economic growth.

TENNESSEE AMERICAN WATER COMPANY
DOCKET NO. 19-00031
FIRST DISCOVERY REQUEST OF THE
CONSUMER ADVOCATE AND PROTECTION DIVISION

Responsible Witness: Brent E. O'Neill

Question:

6. Refer to the Company's Response to Consumer Advocate Discovery Request No. 3-1 in Docket No. 18-00022 referring to the Comprehensive Planning Study. With respect tothis study please respond to the following:
   a. How often is the study updated?
   b. Provide a copy of any update study completed since November 2015.

Response:

a. Typically, the Company will update a Comprehensive Planning Study every 5 to 7 years. This allows the long-term strategy of the previous study to be completed and reduces the risk of changing objectives that could have an impact on the efficient deployment of financial resources.

b. There has not been an update to the study since November 2015.

TENNESSEE AMERICAN WATER COMPANY
DOCKET NO. 19-00031
FIRST DISCOVERY REQUEST OF THE
CONSUMER ADVOCATE AND PROTECTION DIVISION

Responsible Witness: Brent E. O'Neill

Question:

7. Refer to the Company's Response to Consumer Advocate Discovery Request No. 3-1 in Docket No. 18-00022 referring to the Comprehensive Planning Study, Attachment 3, regarding the Whitwell and Suck Creek Systems. On pages xii and xiii of the Key Findings-Whitwell section, there is a statement indicating that reducing NRW is an important project that is anticipated to have a large impact on reducing projected demand, while also providing potential avoided costs with production upgrades. With respect to this statement, provide the following information:

   a. Identify the ratio of NRW by year for the period 2014 - 2018;
   b. Identify the capital expenditures made and included in the Capital Riders which impact the NRW for the Whitwell area by year for the period 2016- 2018; and
   c. Provide a status update of priority projects Al - *AS,* within Table E-1, identifying costs incurred to date and estimated remaining costs, and identifying the portion of such project costs included within the Capital Riders by year. It is understood that projects A1 - *AS* would likely be included in response (b) above.

Response:

7a. The NRW ratios by year for 2014 – 2018 are 53.5%, 54.4%, 49.5%, 49.1% and 44.0%, respectively.

7b. The capital expenditures designated to help reduce NRW are related to infrastructure replacement and system performance monitoring. These expenditures fall under the Qualified Infrastructure Improvement Program (QIIP) and Safety and Environmental Compliance (SEC) Capital Riders. The replacement of aging water infrastructure ensures the reduction of NRW through leakage and maintains the efficiency and integrity of both the water production and distribution systems. Meter replacements covered under Line J – Meters – Replaced allows for the accurate measurement of water used by customers and contributes to the overall NRW calculation. Additionally, system performance monitoring, through Line L – SCADA Equipment and Systems, ensures the water system is managed in the most efficient way to reduce NRW. For example, SCADA systems are in place to ensure system storage tanks are run as efficiently as possible and do not overflow resulting in NRW. In general, expenditures designed to reduce NRW include Reoccurring Projects Line A – Main – New, Line B – Mains – Replaced/Restored, Line C – Mains – Unscheduled, Line D – Mains – Relocated, Line F – Hydrants, Valves, and

Manholes – Replaced, Line H – Services and Laterals – Replaced, Line J – Meters Replaced, Line L – SCADA Equipment and Systems, Line Q – Process Plant Facilities and Equipment and Line R – Capitalized Tank Rehabilitation/Painting.

7c. Project A-1, Whitwell NRW Reduction, has been ongoing since the system was acquired. Initially, all the water meters were replaced with automatic meter reading or AMR technology to ensure accurate readings. Both helium and satellite leak detection methods have been used along with more traditional sounding methods to identify and repair leaks. Additionally, the master meters at the water treatment plant, which measure the total flow leaving the plant, were replaced to ensure an accurate measurement of the total water produced. As noted in response 7(a), there has been an appreciable reduction in NRW from 2014 to 2018, dropping almost 10% over that time period. Project A-2, Reroute Finished Water Main Via Bridge, Install 9,300 ft of 8-inch Main, is a project which is slotted to be completed in 2019. Its contribution to NRW reduction is related to the eventual abandonment of a 4-inch main connecting the water treatment plant to the eastern portion of the Whitwell system. Project A-3, Whitwell Slope Stability Analysis and Erosion Control Improvements, has been rolled into a future project to rehabilitate and/or replace the intakes. Project A-4, Construct 150,000 Gal Reservoir and Install 5,500 ft of 8-inch Main on Valley View Drive Hwy, was essentially completed as part of the Prologue water main extension in 2017 which linked the ends of existing mains on Valley View Drive. Project A-5, Connect Customers to Ketner Cove Gradient and Install an In-Line Booster Pump, consisted of boosting pressure to customers in higher elevations. This was accomplished by shifting some customers off the water treatment plant repump zone and over to the crossroads repump zone to improve pressure.

TENNESSEE AMERICAN WATER COMPANY
DOCKET NO. 19-00031
FIRST DISCOVERY REQUEST OF THE
CONSUMER ADVOCATE AND PROTECTION DIVISION

Responsible Witness: Elaine K. Chambers

Question:

8. With respect to the customers served by the Company in Georgia, provide the following information:
    a. Identify the number of customers as of December 31, 2018;
    b. Indicate whether these customers are served pursuant to the Company's tariffs and rates, including the Capital Riders approved by TPUC; and
    c. Indicate whether revenues, expenses, and Rate Base utilized to serve these customers are incorporated into the monthly earnings reports provided to the Commission. If these are not incorporated, provide a comprehensive explanation indicating how the Tennessee portion of the revenue requirement is determined.

Response:

8. For the customers served by the Company in Georgia, please refer to the following information:
    a. 5,275 customers as of December 31, 2018;
    b. Yes. These customers are served pursuant to the Company's tariffs and rates, including the Capital Riders approved by TPUC.
    c. Yes. Revenues, expenses and rate base utilized to serve these customers are incorporated in the monthly earnings reports provided to the Commission.

TENNESSEE AMERICAN WATER COMPANY
DOCKET NO. 19-00031
FIRST DISCOVERY REQUEST OF THE
CONSUMER ADVOCATE AND PROTECTION DIVISION

Responsible Witness: Brent E. O'Neill

Question:

9. Refer to the Company's Response to Consumer Advocate Discovery Request No. 3-1 in Docket No. 18-00022 referring to the Comprehensive Planning Study. The Study references the need to complete certain projects to meet future growth, primarily the increased flows to Catoosa UD. Provide the amount of qualifying Capital Riders expenditures by year for the period 2016 - 2018 exclusively associated with the provision of wholesale service to Catoosa UD.

Response:

The 2015 Comprehensive Planning Study that was provided in Docket No. 18-00022 identified at least three potential projects that would improve service within Tennessee American Water's East Ridge gradient to address existing system deficiencies while providing future service reliability within the gradient. At this time, the Company has not started any of these recommended projects. In addition, the Company has not undertaken any projects that would qualify as a Capital Rider for the period of 2016-2018 that was exclusively associated with the provision of wholesale service to Catoosa UD.

TENNESSEE AMERICAN WATER COMPANY
DOCKET NO. 19-00031
FIRST DISCOVERY REQUEST OF THE
CONSUMER ADVOCATE AND PROTECTION DIVISION

Responsible Witness: Brent E. O'Neill

Question:

10. Refer to the Company's Response to Consumer Advocate Discovery Request No. 3-1 in Docket No. 18-00022 referring to the Comprehensive Planning Study. Page 15 of 384 refers to an energy study conducted in parallel with the CPS. With respect to the projects referenced on this page, provide the following information:
    a. Provide a copy of the referenced energy study;
    b. Were any projects identified within the energy study included as Capital Rider investment for the period 2016-2018;
    c. If so, provide the annual expenditures included in the Capital Riders associated with the energy study investments; and
    d. Provide an explanation justifying the eligibility of such investments within the Capital Riders revenue requirement.

Response:

10a. See attached energy study noted in the CPS on page 15 of 384 of the exhibit provided in response to No. 3-1 in Docket No. 18-00022. This study was included in the Company's Response to Consumer Advocate Discovery Request No. 3-1 in Docket No. 18-00022 as Project E-1 of the CPS on pages 96 of 384 to 103 of 384 of the exhibit.

10b. No

10c. None were included within the time period 2016-2018.

10d. Motor and pump replacement replacements would be capital rider under QIIP, primarily under the Q budget line. Supervisory Control and Data Acquisition or SCADA controls would be rider eligible under the L budget line.

TENNESSEE AMERICAN WATER COMPANY
DOCKET NO. 19-00031
FIRST DISCOVERY REQUEST OF THE
CONSUMER ADVOCATE AND PROTECTION DIVISION

Responsible Witness: Elaine K. Chambers

Question:

11. Refer to the Capital Riders Reconciliation file, specifically the WKP SAP revenue tab:

    a. Provide the title of each of the GL Accounts identified within column A;
    b. Provide the definition of the various rate numbers within column B (notwithstanding the identifiers QIIP, EDI and SEC);
    c. Identify any rate class which is not billed for the Capital Riders; and
    d. Provide the 2018 annual general ledger balances for each revenue account of TAWC.

Response:

11. a. 40111000 Residential Sales Billed
40111200 Residential Sales Billed DSIC
40121100 Commercial Sales Billed Surcharge
40121200 Commercial Sales Billed DSIC
40131100 Industrial Sales Billed Surcharge
40131200 Industrial Sales Billed DSIC
40145200 Private Fire Billed DSIC
40151200 Public Authority Billed DSIC
40161200 Sales for Resale Billed DSIC
40171100 Misc Sales Billed Surcharge

b. TNNRFEDI – Tennessee Non-Residential Private Fire EDI
TNNRFQIIP– Tennessee Non-Residential Private Fire QIIP
TNNRFSEC– Tennessee Non-Residential Private Fire SEC
TNNRWEDI– Tennessee Non-Residential Water EDI
TNNRWQIIP– Tennessee Non-Residential Water QIIP
TNNRWSEC– Tennessee Non-Residential Water SEC
TNRSWEDI– Tennessee Residential Water EDI
TNRSWQIIP– Tennessee Residential Water QIIP
TNRSWSEC– Tennessee Residential Water SEC

c. Miscellaneous and Other Fees.

d. Please refer to attachment file TAW_R_CPADDR1_NUM011_081619_Attachment.

TENNESSEE AMERICAN WATER COMPANY
DOCKET NO. 19-00031
FIRST DISCOVERY REQUEST OF THE
CONSUMER ADVOCATE AND PROTECTION DIVISION

Responsible Witness: Brent E. O'Neill

Question:

12. Refer to the Capital Riders Reconciliation file, specifically the WKP 2018 Tax Depreciation Balances tab, columns S - AA.
    a. Provide confirmation through the provision of the applicable portion of TAWC (or AWC) federal tax returns documenting the use of a 4% straight line tax depreciation rate for 25-year property (beginning the year subsequent to installation) and a 2.564% rate for 39 year property; and
    b. Provide confirming documentation that Transmission Mains are depreciated for tax purposes over a 39-year life.

Response:

a. Below is a portion of the IRS guidance on depreciating water property (25-year life property) and structures/building (39-year life property). The company is generally required to use the half year convention which assumes all the property is placed in service July 1. For 25-year property, the depreciation is a straight line rate of 4% per year except for year 1 and year 26 where it is half. For 39-year property, the depreciation is a straight line rate of 2.564% per year except for the first and last year.

   Per U.S. Master Depreciation Guide,¶113:

   > The cost of water utility property is recovered over a period of 25 years using the straight-line method (Code Sec. 168(b)(3) and Code Sec. 168(c), as amended by the Small Business Job Protection Act of 1996 (P.L. 104-188)).

   Per U.S. Master Depreciation Guide,¶116:

   > The cost of nonresidential real property is recovered under the straight-line method over a recovery period of 39 years for property generally placed in service after May 12, 1993.

b. Transmission mains used in a water system are considered water property and depreciated over 25 years for tax purposes. See below for an additional exert from U.S. Master Depreciation Guide,¶113:

   > Water utility property is defined as (1) property that is an integral part of the gathering, treatment, or commercial distribution of water, and that, would have a 20-year recovery period if the 25-year recovery period was not assigned to it, and (2) any municipal sewer (Code Sec. 168(e)(5), as added by the Small Business Job Protection Act of 1996 (P.L. 104-188), effective for property placed in service after June 12, 1996, other than property placed in service pursuant to a binding contract in effect before June 10, 1996, and at all

times thereafter before the property is placed in service). Water utility property is described in Asset Classes 49.3 and 51.0 of Rev. Proc. 87-56.

TENNESSEE AMERICAN WATER COMPANY
DOCKET NO. 19-00031
FIRST DISCOVERY REQUEST OF THE
CONSUMER ADVOCATE AND PROTECTION DIVISION

Responsible Witness: Elaine K. Chambers

Question:

13. Refer to the Capital Riders Reconciliation file, specifically the WPK NOLC Calculation tab. Provide the justification for the use of a 35% tax rate in cell J56, rather than the current effect federal rate of 21%.

Response:

The NOLC balance in cell J55 is a cumulative NOLC balance with no build after 12/31/2017 when the federal rate changed. For regulatory purposes, this balance should be tax effected at the rate it was generated at. The treatment of the excess deferred taxes due to the rate change is not addressed in this filing and should be considered, in its entirety, through the TCJA tax docket no. 18-00039. Any 2018 activity is being tax effected at the new rate but the pre-2018 activity should still be at the old tax rate.

TENNESSEE AMERICAN WATER COMPANY
DOCKET NO. 19-00031
FIRST DISCOVERY REQUEST OF THE
CONSUMER ADVOCATE AND PROTECTION DIVISION

Responsible Witness: Brent E. O'Neill

Question:

14. Refer to TAW_2018_Capital_Rider_Recon_Revised_5_16_19.xlsx. Specifically, refer to the tab "WKP 2018 Actuals". Provide a description of the work performed regarding the Camp Jordan Relocation under the relocated mains project.

Response:

The Camp Jordan Relocation project was associated with a Tennessee Department of Transportation (TDOT) project to rework the intersection of Camp Jordan Parkway and Ringgold Road. Due to the relocation and reconstruction of the intersection, an existing 8-inch main and 2-inch main was impacted due to changes in grade and the location of the new pavement. The Company installed approximately 1,000 lineal feet of 12-inch ductile iron main to replace the existing 8-inch and 2-inch main that was impacted by the work performed by TDOT.

TENNESSEE AMERICAN WATER COMPANY
DOCKET NO. 19-00031
FIRST DISCOVERY REQUEST OF THE
CONSUMER ADVOCATE AND PROTECTION DIVISION

Responsible Witness: Brent E. O'Neill

Question:

15. Refer "TAW_2018_Capital_Rider_Recon_Revised 5_16_19.xlsx" as filed with the Company's amended Petition. Specifically, refer to the tab "WKP 2018 Actuals". Provide invoice support for row 111: I26-050002091, facility upgrades at Whitwell WTP in the amount of $76,063.16.

Response:

15. Please refer to the attachment file TAW_R_CPADDR1_NUM015_081619_Attachment for the cost summary for the work order and amount of $76,063.16. The amount selected is part of unitization for work order I26-050002-01, Facility Upgrades at Whitwell WTP that occurred in August 2018. I26-050002-01, Facility Upgrades at Whitwell WTP was placed in-service in December 2017 and the costs were included in Docket #18-00022.

TENNESSEE AMERICAN WATER COMPANY
DOCKET NO. 19-00031
FIRST DISCOVERY REQUEST OF THE
CONSUMER ADVOCATE AND PROTECTION DIVISION

Responsible Witness: Brent E. O'Neill

Question:

16. Refer to "TAW_2018_Capital_Rider_Recon_Revised 5_16_19.xlsx" as filed with the Company's Amended Petition. Specifically, refer to the tab "WKP 2018 Actuals". Provide invoice support for row 113: R26-02B1.18-P-0002, Hanover 1300 blk in the amount of $75,700.01.

Response:

16. Please refer to the attachment file TAW_R_CPADDR1_NUM016_081619_Attachment for the cost and invoice support for the work order and amount of $75,700.01 referenced in the data request above.

TENNESSEE AMERICAN WATER COMPANY
DOCKET NO. 19-00031
FIRST DISCOVERY REQUEST OF THE
CONSUMER ADVOCATE AND PROTECTION DIVISION

Responsible Witness: Brent E. O'Neill

Question:

17. Refer "TAW_2018_Capital_Rider_Recon_Revised 5_16_19.xlsx" as filed with the Company's amended Petition. Specifically, refer to the tab "WKP 2018 Actuals". Provide invoice support for row 184: R26-02Ml.18-P-8001, ExacQ - TN in the amount of $42,810.05.

Response:

17. Please refer to the attachment file TAW_R_CPADDR1_NUM017_081619_Attachment for the cost and invoice support for the work order and amount of $42,810.05 referenced in the data request above.

TENNESSEE AMERICAN WATER COMPANY
DOCKET NO. 19-00031
FIRST DISCOVERY REQUEST OF THE
CONSUMER ADVOCATE AND PROTECTION DIVISION

Responsible Witness: Brent E. O'Neill

Question:

18. Refer "TAW_2018_Capital_Rider_ReconRevised 5_16_19.xlsx" as filed with the Company's amended Petition. Specifically, refer to the tab "WKP 2018 Actuals". Provide invoice support for row 693: Cost of Removal, R26-02Ql.18-P-0005, Repl. 10" Intake Flush Line Gate Vl in the amount of $7,193.72.

Response:

18. Please refer to the attachment file TAW_R_CPADDR1_NUM018_081619_Attachment for the cost and invoice support for the work order and amount of $7,193.72 referenced in the data request above.

TENNESSEE AMERICAN WATER COMPANY
DOCKET NO. 19-00031
FIRST DISCOVERY REQUEST OF THE
CONSUMER ADVOCATE AND PROTECTION DIVISION

Responsible Witness: Brent E. O'Neill

Question:

19. Refer "TAW_2018_Capital_Rider_Recon _Revised 5_16_19.xlsx" as filed with the Company's amended Petition. Specifically, refer to the tab "WKP 2018 Actuals". Provide invoice support for row 860: Addition, R26-02Ml .18-P-8006, CITICO Cabling, in the amount of $5,065.58.

Response:

19. Please refer to the attachment file TAW_R_CPADDR1_NUM019_081619_Attachment for the cost and invoice support for the work order and amount of $5,065.58 referenced in the data request above.

TENNESSEE AMERICAN WATER COMPANY
DOCKET NO. 19-00031
FIRST DISCOVERY REQUEST OF THE
CONSUMER ADVOCATE AND PROTECTION DIVISION

Responsible Witness: Brent E. O'Neill

Question:

20. Refer "TAW_2018_Capital_Rider_ReconRevised 5_16_19.xlsx" as filed with the Company's amended Petition. Specifically, refer to the tab "WKP 2018 Actuals". Provide a narrative description for the entries on rows 1157 and 6159 referencing offsetting entries for CIAC, R26-02El.18-P-0002-CN, Elam Lane North of Lifestyle Way, in the amount of
$2,800.00.

Response:

20. The cash receipt of ($2,800) was transferred from work order R26-02El.18-P-0002-CN to R26-02El.18-P-0009-CO. The offsetting entries on R26-02El.18-P-0002-CN reflect a zero balance for that work order. The cash receipt of ($2,800) is now reflected in the balance on work order R26-02El.18-P-0009-CO.

TENNESSEE AMERICAN WATER COMPANY
DOCKET NO. 19-00031
FIRST DISCOVERY REQUEST OF THE
CONSUMER ADVOCATE AND PROTECTION DIVISION

Responsible Witness: Elaine K. Chambers

Question:

21. Refer to "TAW_2018_Capital_Rider_Recon_Revised_5_16_19.xlsx." Specifically, refer to the tab "Exhibit Reconciliation". Please provide a narrative description along with source and support the amounts shown on this line for "APP Revenue Reduction" appearing on line 20.

Response:

21. Per the order in Docket No. 17-00020 and the approved 2018 capital surcharge filing in Docket No. 17-00124, the "APP Revenue Reduction" amount is reducing surcharge revenue related to capitalized incentive compensation. Incentive compensation from Service Company employees was inadvertently capitalized in the years 2013 – 2016. This Docket no. 19-00031 is reconciliation docket for the 2018 capital rider surcharges originally approved in Docket No. 17-00124. Attached, please find attachment file TAW_R_CPADDR1_NUM021_081619_Attachment which is a copy of the workpaper submitted in the original petition, Docket No. 17-00124.

TENNESSEE AMERICAN WATER COMPANY
DOCKET NO. 19-00031
FIRST DISCOVERY REQUEST OF THE
CONSUMER ADVOCATE AND PROTECTION DIVISION

Responsible Witness: Elaine K. Chambers

Question:

22. Refer to "TAW_2018_CapRider_Cost_Detail.xlsx" as filed with the Company's Petition. Specifically, refer to the tab "WKP-Charge Detail." Confirm that the entries coded "AIP Cap Credits" in the column E "cost element" are referencing capitalized annual incentive plan charges. If confirmed, provide evidence that the inclusion of this cost element is consistent with Commissions regulatory treatment of AIP in Docket No. 10-00189 and subsequent dockets.

Response:

22. Yes. Per Consumer Advocate Witness Buckner direct testimony in Docket #12-00049, page 10, CA recommended 50% reduction of "incentive payroll" that was consistent with Docket #10-00189. The amount of salaries and wage expense recommended by CA agrees to the amount in the Stipulation and Settlement for Docket #12-00049. The cost element titled "AIP Cap Credits" relates to TAWC's "incentive payroll" charges of which have been capitalized and is consistent with the 50% allowed in both dockets #10-00189 and 12-00049. The amount of capitalized "incentive payroll", from TAWC's employees, included in this docket is $15,980 for the 12 months ending December 31, 2018.

TENNESSEE AMERICAN WATER COMPANY
DOCKET NO. 19-00031
FIRST DISCOVERY REQUEST OF THE
CONSUMER ADVOCATE AND PROTECTION DIVISION

Responsible Witness: Elaine K. Chambers

Question:

23. Refer to "TAW_2018_CapRider_Cost_Detail.xlsx" as filed with the Company's Petition. Specifically, refer to the tab "WKP-Charge Detail." Confirm that the entries coded "Pension Cap Credits" in the column E "cost element" are referencing capitalized cash basis pension plan charges.

Response:

23. Yes. TAWC records cash basis pension costs to pension expense of which a portion is capitalized. The cost element titled "Pension Cap Credits" is the capitalized portion of cash basis pension costs. The amount of capitalized pension costs, from TAWC's employees, included in this docket is $34,440 for the 12 months ending December 31, 2018.

TENNESSEE AMERICAN WATER COMPANY
DOCKET NO. 19-00031
FIRST DISCOVERY REQUEST OF THE
CONSUMER ADVOCATE AND PROTECTION DIVISION

Responsible Witness: Elaine K. Chambers

Question:

24. Refer to "TAW_2018_CapRider_Cost_Detail.xlsx" as filed with the Company's Petition. Specifically, refer to the tab "WKP-Charge Detail." Provide a description of the following terms that are found in column E of this tab:

    a. "LaborNSOT CapCredits"
    b. "PBOP CapCredits"

Response:

24. Please refer to the descriptions provided below:

    a. "LaborNSOT CapCredits" – Capitalized non-scheduled overtime labor
    b. "PBOP CapCredits" – Capitalized Postretirement Benefits Other than Pensions ("PBOP") which also could be referred to as Capitalized Other Postemployment Benefits ("OPEB").

TENNESSEE AMERICAN WATER COMPANY
DOCKET NO. 19-00031
FIRST DISCOVERY REQUEST OF THE
CONSUMER ADVOCATE AND PROTECTION DIVISION

Responsible Witness: Elaine K. Chambers

Question:

25. Refer to the Capital Riders Reconciliation file, specifically the WPK NOLC Calculation tab. The NOLC Total Company of $4,117,546 is a hard-coded number.

    a. Provide General Ledger support for this balance; and
    b. Provide all supporting workpapers validating this balance.

Response:

a. The Company does not keep a separate account balance related to NOLC's. The related deferred tax asset is included in the same account as other deferred tax asset and liabilities.

b. Please see "TAW_R_CPADDR1_NUM025_081619_Attachment". This information was previously provided in Docket 18-00120 in TAW_R_CADDR1_NUM003_031519. The response was the following:

> *This is TN's cumulative gross temporary difference (before tax) starting at 12/31/2017 and ending at 12/31/2018. The activity includes the 2017 tax return true up, TBBS (tax basis balance sheet) adjustments and the current year (2018) provision estimate.*

TENNESSEE AMERICAN WATER COMPANY
DOCKET NO. 19-00031
FIRST DISCOVERY REQUEST OF THE
CONSUMER ADVOCATE AND PROTECTION DIVISION

Responsible Witness: Elaine K. Chambers

Question:

26. Refer to page 4 of Ms. Chambers testimony, specifically relating to the inclusion of estimated CIAC into the 2018 calculation of taxable income. Provide a comprehensive explanation justifying the inclusion of "estimated" CIAC into a historic reconciliation calculation, rather than limiting CIAC to known amounts.

Response:

26. The use of the word "estimated" CIAC on page 4 of Ms. Chambers was inadvertent. This capital rider reconciliation docket, Docket No. 19-00031, contains only actual CIAC amounts which have been included as taxable for the capital riders in 2018.

TENNESSEE AMERICAN WATER COMPANY
DOCKET NO. 19-00031
FIRST DISCOVERY REQUEST OF THE
CONSUMER ADVOCATE AND PROTECTION DIVISION

Responsible Witness: Elaine K. Chambers

Question:

27. Refer to page 4 of Ms. Chambers testimony, lines 5 and 6 where she indicates that "[t]he Bonus percentages are being applied to annual investments with tax lives less than or equal to 25 years.

a. Provide a comprehensive explanation supporting why Bonus is not applied to properties with a 39-year tax life for the period 2014 - 2017.
b. Provide the portions of American Water Company's federal tax return for 2017 which provide evidence that the Company did not take Bonus Depreciation associated with TAWC assets with 39-year lives.

Response:

a. Internal Revenue Code 168(k)(2)(A) defines what property qualifies for bonus depreciation and is provided below:

> **168(k)(2)(A)IN GENERAL.**—The term "qualified property" means property—
>
> **168(k)(2)(A)(i)**
>
> **168(k)(2)(A)(i)(I)** - to which this section applies which has a recovery period of 20 years or less,
>
> **168(k)(2)(A)(i)(II)** - which is computer software (as defined in section 167(f)(1)(B)) for which a deduction is allowable under section 167(a) without regard to this subsection,
>
> **168(k)(2)(A)(i)(III)** - which is water utility property, or
>
> **168(k)(2)(A)(IV)** - which is a qualified film or television production (as defined in subsection (d) of section 181) for which a deduction would have been allowable under section 181 without regard to subsections (a)(2) and (g) of such section or this subsection, or
>
> **168(k)(2)(A)(V)** - which is a qualified live theatrical production (as defined in subsection (e) of section 181) for which a deduction would have been allowable under section 181 without regard to subsections (a)(2) and (g) of such section or this subsection,
>
> **168(k)(2)(A)(ii)** - the original use of which begins with the taxpayer or the acquisition of which by the taxpayer meets the requirements of clause (ii) of subparagraph (E), and
>
> **168(k)(2)(A)(iii)** - which is placed in service by the taxpayer before January 1, 2027.

Because property with a recovery period greater than 20 years does not qualify for bonus depreciation, structures/buildings with a 39-year life does not qualify.

b. The Company did not take bonus depreciation on 39 year life property because the Internal Revenue Code does not allow it. The tax return does not have a schedule that shows bonus depreciation by property type or life. It is one lump number on Form 4562, line 14.

TENNESSEE AMERICAN WATER COMPANY
DOCKET NO. 19-00031
FIRST DISCOVERY REQUEST OF THE
CONSUMER ADVOCATE AND PROTECTION DIVISION

Responsible Witness: Elaine K. Chambers

Question:

28. Refer to the Capital Riders Reconciliation file, specifically the tab identified as WKP 2018 Tax Depreciation Balances. Excel row 142 titled Structures and Improvements - General contains a net addition in 2015 of $7.7 million, while the 2017 balance includes a credit of nearly $6.3 million. Provide an overview of the reasons for the volatility in these balances in 2015 and 2017.

Response:

28. Project I26-020032 - Wastewater Treatm't & Handling Impr is shown on excel rows 139 through 145 on the tab identified as "WKP 2018 Tax Depr Balances". These rows contain all utility accounts that the construction costs were distributed to for this project. Project I26-020032 was placed in-serviced in November of 2015. When this project was placed in-service in 2015, the costs were transferred to utility plant in service – completed construction not classified, USOA Account 106, using an estimated as-built. The estimated as-builts contained high-level estimates for cost distribution to utility accounts. Project I26-020032 was later completed in November 2016. At that time, a final as-built containing updated project cost distributions was created and reviewed based on final project expenditures. Once completed and approved, the project costs were unitized into utility plant in service, USOA Account 101. The unitization of the assets redistributed the costs between utility accounts based on the final approved as-built.

TENNESSEE AMERICAN WATER COMPANY
DOCKET NO. 19-00031
FIRST DISCOVERY REQUEST OF THE
CONSUMER ADVOCATE AND PROTECTION DIVISION

Responsible Witness: Elaine K. Chambers

Question:

29. Confirm that Costs of Removal have historically been estimated and included as a component of depreciation rates, which have then been included in revenue requirements recovered from ratepayers. If this is confirmed, provide the theoretical support for including such cost of removal charges as a component of the Capital Riders Rate Base. If this is not confirmed, provide documentation supporting the development of approved depreciation rates, which document that accrued removal costs are not a component of the depreciation rate for Mains.

Response:

29. Yes. The depreciation rates authorized in Docket No. 08-00039 contain net salvage amounts of which cost of removal is a component. The depreciation rates recover cost of removal through depreciation expense offsetting the expense with a reduction to rate base. In general terms, the company's depreciation rates, for some asset classes, are designed to recover the original cost of the asset minus salvage as well as future costs to remove the asset from service. This could result in negative rate base for the company until the cost to remove the asset is incurred by the company. The cost of removal charges included as part of the Capital Rider's Rate Base are the cash expenditures incurred during the eligible replacement projects in which the cost of removal portion of the depreciation reserve is being originally accrued for.

STATE OF Kentucky)

COUNTY OF Fayette)

BEFORE ME, the undersigned, duly commissioned and qualified in and for the State and County aforesaid, personally came and appeared Elaine Chambers, being by me first duly sworn deposed and said that:

She is appearing as a witness on behalf of Tennessee-American Water Company before the Tennessee Public Utility Commission, and duly sworn, verifies that the data requests and discovery responses are accurate to the best of her knowledge.

Elaine Chambers

Elaine Chambers

Sworn to and subscribed before me
this 16th day of August, 2019.

Sharon Miller

Notary Public

My Commission expires: 7/25/2020

CERTIFICATE OF SERVICE

I hereby certify that a true and correct copy of the foregoing was served via U.S. Mail or electronic mail upon:

Daniel P. Whitaker III
Karen H. Stachowski
Assistant Attorney General
Office of the Tennessee Attorney General
Consumer Advocate Unit, Financial Division
P.O. Box 20207
Nashville, TN 37202-0207
Daniel.Whitaker@ag.tn.gov
Karen.Stachowski@ag.tn.gov

This the 16th day of August, 2019.



Melvin J. Malone

Tennessee-Amercian Water
19-00031
CPADDR1_NUM004_081619

Repair Percentage per filing

	Repairs By Year									
	2014		**2015**		**2016**		**2017**		**2018**	
	Repairs %		**Repairs %**		**Repairs %**		**Repairs %**		**Repairs %**	
T&D	22.93%	a	17.71%	b	35.94%	c	51.98%	d	49.99%	e
Non T&D	22.93%	a	17.71%	b	35.94%	c	22.03%	f	22.03%	f

a - 2014 percentage of repairs deduction on the tax return over total property
b - 2015 percentage of repairs deduction on the tax return over total property
c - 2016 percentage of repairs deduction on the tax return over total property
d - The percentage of repairs over replacement property (T&D) for 2017 only
e - Estimated rate based on 10 year average of repairs over replacement property (T&D)
f - Estimated rate based on 4 year average of repairs over replacement property (Non T&D)

	2014	2015	2016
Repair Deduction	3,545,498	5,108,100	6,375,298
Property in Service	15,461,501	28,850,571	17,738,934
Percentage of Repairs	22.93%	17.71%	35.94%
	a	b	c

	2017	2018	2017/2018
Repair Deduction	4,829,695	2,066,617	1,973,266
Replacement Property	9,291,948	4,133,968	8,957,771
Percentage of Repairs	51.98%	49.99%	22.03%
	d	e	f

TENNESSEE AMERICAN WATER
CHATTANOOGA

Project E-1

ENERGY REDUCTION AND EFFICIENCY

Design and Permitting: 12 months
Construction: 12 months — Project Cost: $870,000

Need for Project:

An energy study conducted in parallel with this CPS ("Nov, 2015) identified several opportunities for projects that would decrease the overall energy use, energy costs and Greenhouse Gas ("GHG") emissions at the Citico facility and at one location in the distribution system. These projects are in addition to the recommended Priority A and Priority B projects and include:

- Select Motor and Pump Upgrades,
- Instrumentation and Monitoring,
- Solar Panels,
- Convert GSA3 tariff to TDGSA3 tariff.

The recommended projects will provide the following benefits to TNAW:

Potential Energy and Demand Savings
• ***1,000,000 kWh annual reduction in energy***
• ***$250,000 annual reduction in energy and demand costs,***
• ***1,337,150 ton annual reduction in GHG emissions.***

Background:

In conjunction with this CPS, and issued under a separate cover, TNAW authorized an energy study for the Chattanooga system. The study included the following components:

Energy Study Components	
• Review of one year of energy bills, • Tariff Analysis, • Energy and demand cost trending, • Peak Load Data Analysis, • Load Factor Analysis, • Motors, VFDs and Pumps	• SCADA Monitoring and Controls, • Alternate Energy Evaluation • Greenhouse Gas Emissions, • Project Financing • Recommendations

Several recommendations were made as part of the energy evaluation, ranging from operational recommendations to capital projects. The proposed projects are included as part of the CPS in order to capture potential capital expenditures for TNAW's budgeting. Three categories of capital projects were identified:

Select Motor and Pump Upgrades – A total of 31 pump and motor combinations exceeding 100 hp exist in TNAW's system, including distribution pumps. Of these pump and motor combinations, 8 of them have had wire to water testing with the past 6 years, providing an accurate and recent representation of wire to water efficiency. Utilizing this information, in combination with installation date and conversations with production personnel, four motor replacements have been identified. Rather than pump/motor combinations, motor replacements were identified because the difference in efficiencies between the current motor and a new NEMA high efficiency motor are known. The replacement cost is also more easily estimated than a combination motor/pump replacement. There is also less information available on the pumps and when/if they may have been rehabilitated. Two of the motor replacements are recommended for replacement solely for a gain in energy efficiency (the 500 hp motor driving Citico LS 12 and the 600 hp motor driving CItico HS 21). The remaining motor replacement (Lookout 4) has been identified as critical to the operations and is close to failing. A fourth motor (Citico HS 11) was identified has already been replaced earlier this year.

Replacing motors and/or pumps at the Citico station is partially dependent upon the timing of upgrading from the current 2,300V configuration to 480V, and assumes TNAW has opted to hold off on the larger switchgear and transformer upgrades. The motors that have been identified for replacement are standard efficiency motors. For the larger motors in TNAW's system, an efficiency Increase of 4.5% is feasible with an upgrade to a NEMA premium efficiency motor.

In addition to the motor upgrades, one of the pumps in the Citico plant (Citico HS 16) is operating at an inefficient point on its original pump curve. After discussion with TNAW operations, and a review of system head data and the original pump curve, it appears that smaller impellers would yield a 6% increase in efficiency. An impeller trim has been recommended for Citico HS 16.

The motors and pump that have been identified as candidates for replacement are shown below in **Table 1**, along with a short list of other motors with early installation dates that were screened. The short list was developed based on a combination of motor age wire to water testing results. Based on the replacement suggestions, approximately 1,000 MWH would be saved, and, roughly $80,000.

Note that the analysis utilizes current run times for the pumps. Should TNAW choose to utilize a pump more often, the analysis would change. As an example, if each of the motors below were run for 75% of the time, all of the financial metrics turn positive, except for Lookout 4.

Table 1
Motor Replacement and Impeller Trim Energy and Cost Savings

Facility	Pump ID	Install Date	HP	Run Time	Annual GHG Saved (tCO2)+	Cost	Annual kWh Saved	Annual Energy Costs Saved	Simple Payback	NPV(1)	BCR(2)	IRR(3)	Replacement Candidate?
Citico	LS 12	1996	500	88%	78	$73,954	129,058	$14,196	5	$84,293	2.14	16.52%	Yes
Citico	LS 14	1950	600	38%	41	$90,264	66,959	$7,365	12	-$8,162	0.91	5.34%	No
Citico	HS 11	2015	900	100%	160	$130,000	264,236	$29,066	4	$193,996	2.49	22.21%	Yes*
Citico	HS 19	1951	400	34%	24	$92,949	40,113	$4,412	21	-$43,764	0.53	1.36%	No
Citico	HS 20	1980	250	30%	13	$64,457	22,026	$2,423	27	-$37,450	0.42	0.00%	No
Lookout	4	N/A	250	5%	2	$35,993	3,671	$220	163	-$33,538	0.07	0.00%	Yes**
Lookout	6	N/A	450	20%	16	$94,306	26,538	$1,592	59	-$76,557	0.19	0.00%	No
Citico	HS 17	1951	600	8%	8	$105,717	13,432	$1,477	72	-$89,247	0.16	0.00%	No
Citico	HS 21	1953	600	61%	65	$96,311	107,487	$11,824	8	$35,485	1.37	11.46%	Yes
Citico	HS 16	2014	600	6%	7	$2,920	11,197	$1,232	2	$10,810	4.70	54.82%	Yes***
				Total:	**440**	**$879,838**	**724,657**	**$78,202**					
				Replacement Candidates:	**313**	**$339,179**	**515,649**	**$56,538**					

*Motor Replaced earlier this year.
**Reliability concern.
***Impeller Trim
+Metric Ton
(1) NPV - The diference in Net Present Values of the "do nothing" (current operations) and replacement. An NPV >0 indicates a beneficial project.
(2) BCR - Benefit Cost Ratio >1 indicates a beneficial project.
(3) IRR - Internal Rate of Return exceeding the discount rate of 7.5% indicates a beneficial project.

Instrumentation and Monitoring – Power meters are designed to capture demand peaks, energy use and a variety of other electrical metrics. This, in conjunction with pressure and flow monitoring, allows for real time efficiency monitoring, Instrumentation and monitoring provides value in terms of which pumps (or groups of pumps) to use to optimize energy use, as well as real time wire to water monitoring. Industry data indicates that 10 to 15% energy efficiency can be gained by optimizing equipment use through real time monitoring. A conservative estimate of 2% would yield 320,000 annual kWh saved for a total estimated cost of $30,000 at the Citico Station. The cost estimate is based on American Water experience at other systems. An example of the output and display from a PAW system is shown below in **Exhibit 1**.

Exhibit 1 – Pump Efficiency Dashboard Example

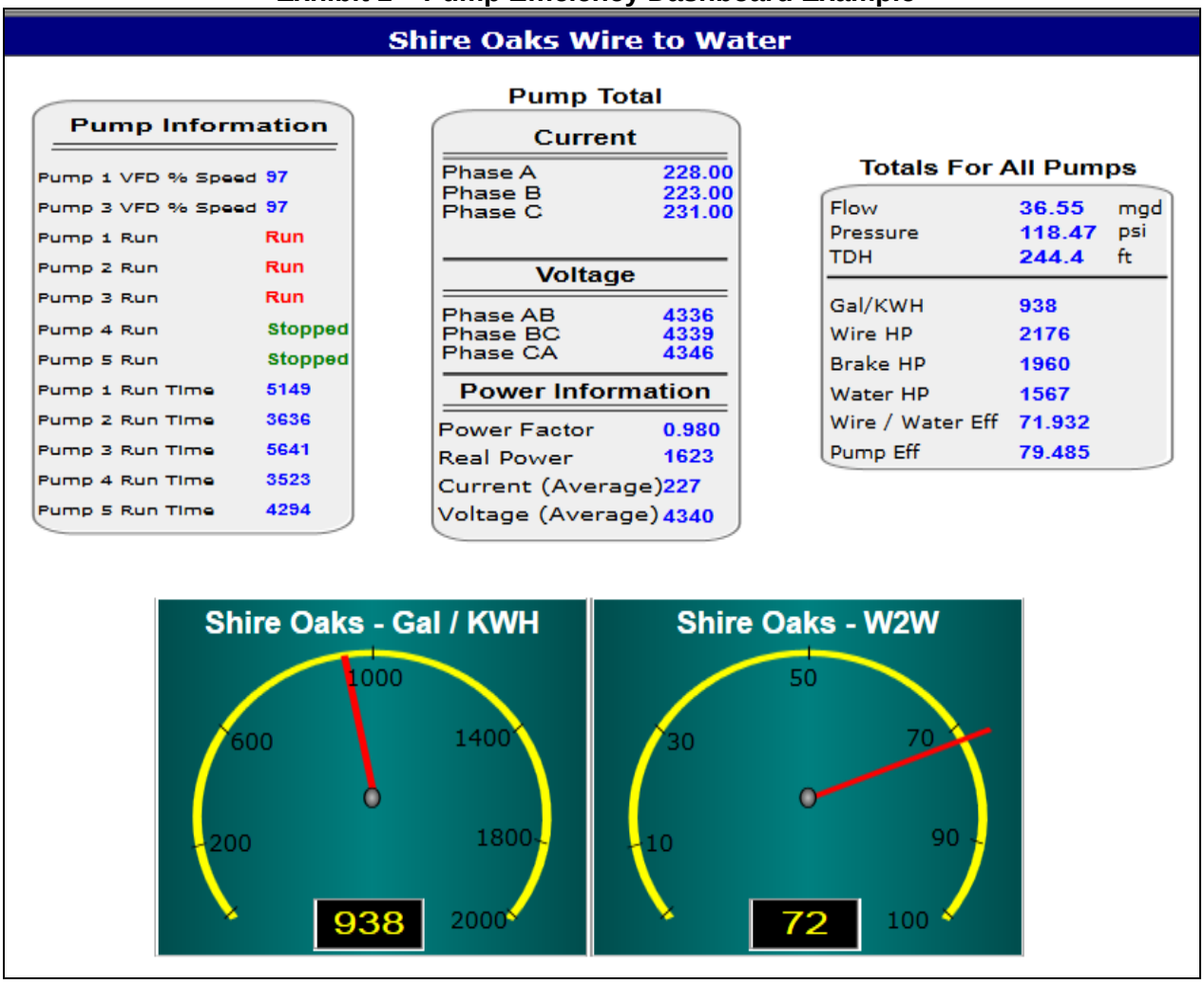

Solar Panels – Solar panel costs have come down substantially over the past ten years, and especially in the past five years. The decrease in cost increases the financial feasibility of solar installation, even in States such as Tennessee, where the price of electricity is low. The demolition of Filter Building No. 3 and Basin No. 1 provide potential sites for solar panels. There would be scaled cost savings if the panels were installed in conjunction with the demolition of these facilities. Assuming these sites were utilized for a solar array, approximately 18,000 square feet of area would be available for roughly 200,000 useable kWh/year. Assuming $0.11/kWh (including demand cost savings for an “all-in” cost), this equates to $22,000/year in saved electrical costs.

Solar panels currently qualify for a 30% Investment Tax Credit. Assuming this credit would be applied, the net system cost of the project for TNAW is estimated to be $400,000, with a total payback between 6 and 7 years. Simple payback for the solar panels, with SREC payments and the 30% Tax Credit, is approximately 6 years using the assumptions outlined below.

Exhibit 2
Proposed Solar Pane Locations

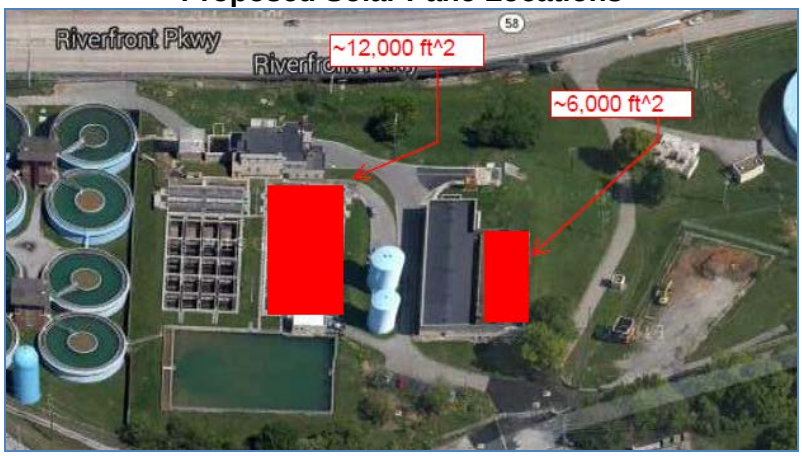

Table 2
Solar Panel Cost Analysis

Area Used	2013 Annual Useage	ac Demand*	Site Elect	Recom System Sized	kWh of Recom	Annual Est Energy Savings	Annual Est SREC Pmts*	Estimated System Cost/KW	Federal Tax Credit	TNAW Costs (AFUDC etc)	Est Net System Cost	25 year avg Depreciation	O&M	Simple Payback
sq ft	kWh	KW	($/kW)	KW	kWh	$	$0.11	$2,500	30%	20%	$			(yrs)
18000	201,705	150	0.11	150	201,705	$22,188		$375,000	$0	$75,000	$450,000	$15,000	$1,000	**12.4**
18000	201,705	150	0.11	150	201,705	$22,188		$375,000	$112,500	$75,000	$337,500	$15,000	$1,000	**9.3**
18000	201,705	150	0.11	150	201,705	$22,188	$22,188	$375,000	$0	$75,000	$450,000	$15,000	$1,000	**7.7**
18000	201,705	150	0.11	150	201,705	$22,188	$22,188	$375,000	$112,500	$75,000	$337,500	$15,000	$1,000	**5.8**

Convert GSA3 Tariff to the TDGSA3 Tariff – The Citico WTP and the Walden S Ridge Interconnect are the only facilities that are currently on the GSA3 tariff, shown below in **Table 3**.

Table 3
Current Tariff Summary

Tariff (1)	KW range	Monthly Demand Charge	Monthly Energy Use Charge
GSA2 (Commercial)	50 kW – 1000 kW	First 50 kW = No Charge Over 50 kW = $14.99/kW	First 15,000 kWh = $0.08583/kWh Over 15,000 kWH = $0.03563/kWh
GSA3 (Commercial/ Manufacturing) (2)	1000 kW – 5000 kW	First 1,000 kW = $14.86/kW Over 1,001 kW = $17.15/kW	$0.03563/kWh Over 15,000 kWH = $0.03563/kWh

Calculations indicate that TNAW could save up to $150,000/year if they converted to TDGSA3,

which is a Time Differentiated Hours of Demand structure. The analysis is based on 2014 operating conditions and assumes the same operating conditions going forward.

The primary difference between the current GSA-3 tariff and the proposed TDGSA tariff is that the latter is based on a Time of Day ("TOD") use for the demand (kW) charge. The kW charge ($/kW) varies between peak and off peak periods, and, in both cases is still less than the current kW charge of GSA3. The unit demand charge also varies seasonally.

The energy charge ($/kwH) varies depending on TOD use and also varies in declining blocks, with the first 200 hours of use being more expensive than the second, which is more expensive than the third etc, up to four blocks. While the unit charge for the first 200 hours is higher than the current rate, the remaining 200-hour blocks decrease significantly.

The decrease in the energy rate, combined with the lower demand charge, is where the savings is incurred (based on current operations). Technically, if the plant is run for less hours (all else being equal based on the base year of 2015), the savings will be less. However, in practice, and based on a review of projected CPS demands, this is expected to be insignificant.

Note that this recommendation does not reduce energy consumption or peak demand, but is crafted more toward the current Citico operations, yielding an overall financial savings.

Recommended Solution:

It is recommended that TNAW consider the energy-related projects identified above. Understanding there are competing facility needs, TNAW will benefit from assessing the cost/benefit of an energy efficiency program with other projects that are core to operations.

Output and Benefits:

The projects identified above will provide energy savings and improve overall operating efficiency, while at the same time, decreasing greenhouse gases.

Options:

Considering one of the projects above, or a combination of several smaller projects will also yield energy savings.

Budget Discussion:

Energy related projects provide the benefit of decreasing overall electrical costs and subsequently improving operational efficiency. The current regulatory climate is conducive to

providing financial incentives, providing an opportunity to make these projects more economically feasible.

The solar project cost estimate utilizes a 30% Federal Investment Tax Credit and a Tennessee Valley Authority ("TVA") Solar Renewable Energy Certificate ("SREC") program which provides $0.11/kWh. This, in conjunction with continually decreasing solar panel costs, has made an investment in solar panels more feasible from a simple payback perspective. Using the assumptions outlined above, the Simple Payback Period is estimated to be between 5 and 6 years. The estimate assumes an install cost of $3,000/kW, which should be confirmed prior to considering the project.

The motor replacement project utilizes several metrics to evaluate the cost effectiveness of a replacement project, and assumes the projects would conform to EPB's "custom" grant, which qualifies for $0.11/kWH saved (this was discussed with the EPB). Up to 97% of the total life cycle cost of a motor is from electrical costs, as illustrated below in **Exhibit 3**. Simple payback does not capture the entire life of the motor, so Net Present Value ("NPV"), Benefit Cost Ratio ("BCR") and Internal Rate of Return ("IRR") are other metrics that can be used that capture the life span of a motor. It is ultimately up to TNAW to determine which metric provides the best business value to their operation. A positive value for either NPV or BCR represents a viable project, assuming a 7.5% discount rate, current run times and a 25 year motor life.

Exhibit 3
Life Cycle Cost Breakdown for a Typical Motor

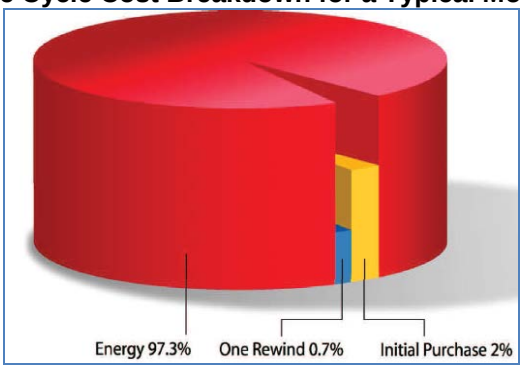

Risks:

The solar project is highly dependent upon the SREC program and the 30% federal ITC, which is expected to expire on December 31, 2016. Construction would need to be completed by that

time. This deadline has been extended several times in the past and may also be extended beyond 2016, however this is not certain.

The motor and pump program uses project cost assumptions that may change due to issues that come up during installation. Project costs hinged on a similar project that TNAW undertook earlier this year, where a 900 hp motor was replaced for a total cost (labor plus materials) of $130,000. The cost included a new motor, new conduit and new motor frame.

Purpose Codes and Drivers:

Asset Code	Purpose Code

Tennessee-American Water Company **Docket #19-00031**
Response to TAW_R_CADDR1_011, Part D
2018 Annual Revenue Balances by General Ledger Account

G/L Account	NARUC	G/L Account Description	Dec 2018
40111000	B4611	40111000 Residential Sales Billed	(20,326,037.18)
40111100	B4611	40111100 Residential Sales Billed Surcharge	(6.77)
40111200	B4611	40111200 Residential Sales Billed DSIC	(3,197,411.09)
40112000	B4611	40112000 Residential Sales Unbilled	(128,661.62)
		Total: Water revenues - residential	(23,652,116.66)
40121000	B4612	40121000 Commercial Sales Billed	(15,221,308.69)
40121100	B4612	40121100 Commercial Sales Billed Surcharge	(366.05)
40121200	B4612	40121200 Commercial Sales Billed DSIC	(2,392,879.17)
40122000	B4612	40122000 Commercial Sales Unbilled	(33,137.33)
		Total: Water revenues - commercial	(17,647,691.24)
40131000	B4613	40131000 Industrial Sales Billed	(3,844,453.04)
40131200	B4613	40131200 Industrial Sales Billed DSIC	(601,619.89)
40132000	B4613	40132000 Industiral Sales Unbilled	16,757.03
		Total: Water revenues - industrial	(4,429,315.90)
40145000	B4622	40145000 Private Fire Billed	(2,436,611.35)
40145200	B4622	40145200 Private Fire Billed DSIC	(341,843.89)
40146000	B4622	40146000 Private Fire Unbilled	5,585.58
		Total: Water revenues - private fire	(2,772,869.66)
40151000	B4614	40151000 Public Authority Billed	(3,209,385.27)
40151200	B4614	40151200 Public Authority Billed DSIC	(506,128.34)
40152000	B4614	40152000 Public Authority Unbilled	8,969.99
		Total: Water revenues - public authority	(3,706,543.62)
40161000	B466	40161000 Sales for Resale Billed	(1,096,303.49)
40161200	B466	40161200 Sales for Resale Billed DSIC	(173,105.03)
40162000	B466	40162000 Sales for Resale Unbilled	(13,838.75)
		Total: Water revenues - sales for resale	(1,283,247.27)
40171000	B474	40171000 Misc Sales Billed	(12,245.43)
40171100	B474	40171100 Misc Sales Billed Surcharge	(149.03)
40172000	B474	40172000 Misc Sales Unbilled	0.00
40180100	B471	40180100 Other Water Revenue - Temp Service	0.00
40189900	B474	40189900 Other Water Revenue	1,907,225.87
		Total: Water revenues - other	1,894,831.41
		Total: Water revenues	(51,596,952.94)
40310100	B470	40310100 Other Revenue - Late Payment Charge	(440,332.34)
40310200	B472	40310200 Other Revenue - Rent	(189,948.19)
40310400	B471	40310400 Other Revenue - NSF Check Charge	(31,960.00)
40310500	B471	40310500 Other Revenue - Application/Initiation Fee	(258,884.07)
40310600	B471	40310600 Other Revenue - Usage Data	(17,040.98)
40310700	B471	40310700 Other Revenue - Reconnection Fee	(230,476.00)
40319900	B471	40319900 Other Revenue - Misc Service	(1,913.04)
		Total: Other revenues	(1,170,554.62)
		Total: Operating revenues	(52,767,507.56)

Tennessee-American Water Company
Response to TAW_R_CADDR1_015
Cost Summary Related to Work Order I26-050002-01

Work Order	G/L Account	G/L Account Name	Utility Account	Utility Account Name	Amount
I26-050002-01	10130440	UPIS Struct & Imp - T&D	304400	Struct & Imp-T&D	$25,259.57
	10132010	UPIS - Water Treatment Equipment - Non-Media	320100	WT Equip Non-Media	171,113.96
	10134600	UPIS - Communication Equipment	346190	Remote Control & Instrument	13,480.69
	10630440	CCNC Struct & Imp - T&D	304400	Struct & Imp-T&D	16,881.63
	10632010	CCNC - Water Treatment Equipment - Non-Media	320100	WT Equip Non-Media	50,549.22
	10634600	CCNC - Communication Equipment	346190	Remote Control & Instrument	(277,285.07)
	25700000	Reg Liab - Cost of Removal			0.00
					$0.00

Work Order		General Cost Type	General Cost Description		Amount
I26-050002-01		Labor	Labor & Related Costs		$0.00
		Inventory	Materials Issued from Inventory		0.00
		Invoices	Contracted Services & Non-Inventory Materials		0.00
		AFUDC	Allowance for Funds Used During Construction		0.00
		Capital Accrual	Cost Accuals Related to Construction		0.00
		Overhead	Indirect Overhead		0.00
					$0.00

From recon file "TAW_2018_Capital_Rider_Recon_Revised 5_16_19.xlsx" and tab "WKP_2018_Actuals". Source: Powerplant

Type	Period	WBS	Description	In-Service Date	Profit center	Project #	Utility account	UA Naruc	Amount	Eligibility	Portion %	Adjusted Amount	Comments on Adjustments
ADDITION	8	I26-050002-01	Facility Upgrades at Whitwell WTP	12/29/2017	2605	I26-050002	320100	WT Equip Non-Media	76,063.16	SEC	100%	76,063.16	
ADDITION	8	I26-050002-01	Facility Upgrades at Whitwell WTP	12/29/2017	2605	I26-050002	320100	WT Equip Non-Media	10,117.50	SEC	100%	10,117.50	
ADDITION	8	I26-050002-01	Facility Upgrades at Whitwell WTP	12/29/2017	2605	I26-050002	346190	Remote Control & Instrument	13,480.69	SEC	100%	13,480.69	
ADDITION	8	I26-050002-01	Facility Upgrades at Whitwell WTP	12/29/2017	2605	I26-050002	320100	WT Equip Non-Media	74,789.25	SEC	100%	74,789.25	
ADDITION	8	I26-050002-01	Facility Upgrades at Whitwell WTP	12/29/2017	2605	I26-050002	304400	Struct & Imp-T&D	25,259.57	SEC	100%	25,259.57	
ADDITION	8	I26-050002-01	Facility Upgrades at Whitwell WTP	12/29/2017	2605	I26-050002	320100	WT Equip Non-Media	10,144.05	SEC	100%	10,144.05	
ADDITION	8	I26-050002-01	Facility Upgrades at Whitwell WTP	12/29/2017	2605	I26-050002	346190	Remote Control & Instrument	(277,285.07)	SEC	100%	(277,285.07)	
ADDITION	8	I26-050002-01	Facility Upgrades at Whitwell WTP	12/29/2017	2605	I26-050002	320100	WT Equip Non-Media	50,549.22	SEC	100%	50,549.22	
ADDITION	8	I26-050002-01	Facility Upgrades at Whitwell WTP	12/29/2017	2605	I26-050002	304400	Struct & Imp-T&D	16,881.63	SEC	100%	16,881.63	
ADDITION	8	I26-050002-01	Facility Upgrades at Whitwell WTP	12/29/2017	2605	I26-050002	346190	Remote Control & Instrument	0.00	SEC	100%	0.00	
ADDITION	8	I26-050002-01	Facility Upgrades at Whitwell WTP	12/29/2017	2605	I26-050002	304300	Struct & Imp-Treatment	0.00	SEC	100%	0.00	
ADDITION	8	I26-050002-01	Facility Upgrades at Whitwell WTP	12/29/2017	2605	I26-050002	304200	Struct & Imp-Pumping	0.00	SEC	100%	0.00	
ADDITION	8	I26-050002-01	Facility Upgrades at Whitwell WTP	12/29/2017	2605	I26-050002	304200	Struct & Imp-Pumping	0.00	SEC	100%	0.00	
ADDITION	8	I26-050002-01	Facility Upgrades at Whitwell WTP	12/29/2017	2605	I26-050002	304200	Struct & Imp-Pumping	0.00	SEC	100%	0.00	
									($0.00)			($0.00)	

Tennessee-American Water Company
Response to TAW_R_CADDR1_016
Cost Summary Related to Work Order R26-02B1.18-P-0002

Work Order	G/L Account	G/L Account Name	1006084661	Utility Account Name	Amount
R26-02B1.18-P-0002	10630440	CCNC - TD Mains Not Classified	331001	TD Mains Not Classified	$99,355.33
	10632010	CCNC - Services	333000	TD Mains Not Classified	8,203.69
	10634600	CCNC - Hydrants	335000	Hydrants	2,734.53
	25710000	Reg Liab - Cost of Removal RWIP			1,366.14
			1006261276		
					$111,659.69

Work Order		General Cost Type	General Cost Description		Amount
R26-02B1.18-P-0002		Labor	Labor & Related Costs		$192.24
		Inventory	Materials Issued from Inventory		10,909.44
		Invoices	Contracted Services & Non-Inventory Materials		90,984.16
		AFUDC	Allowance for Funds Used During Construction		90.09
		Capital Accrual	Cost Accuals Related to Construction		0.00
		Overhead	Indirect Overhead		9,483.76
					$111,659.69

From recon file "TAW_2018_Capital_Rider_Recon_Revised 5_16_19.xlsx" and tab "WKP_2018_Actuals". Source: Powerplant

Type	Period	WBS	Description	In-Service Date	Profit center	Project #	Utility account	UA Naruc	Amount	Eligibility	Portion %	Adjusted Amount	Comments on Adjustments
ADDITION	8	R26-02B1.18-P-0002	Hanover 1300 blk	3/28/2018	2602	B	331001	TD Mains Not Classified	(25.11)	QIIP	100%	(25.11)	
ADDITION	8	R26-02B1.18-P-0002	Hanover 1300 blk	3/28/2018	2602	B	333000	Services	(2.07)	QIIP	100%	(2.07)	
ADDITION	8	R26-02B1.18-P-0002	Hanover 1300 blk	3/28/2018	2602	B	333000	Services	(0.20)	QIIP	100%	(0.20)	
ADDITION	8	R26-02B1.18-P-0002	Hanover 1300 blk	3/28/2018	2602	B	335000	Hydrants	(0.69)	QIIP	100%	(0.69)	
ADDITION	8	R26-02B1.18-P-0002	Hanover 1300 blk	3/28/2018	2602	B	331001	TD Mains Not Classified	(2.33)	QIIP	100%	(2.33)	
ADDITION	3	R26-02B1.18-P-0002	Hanover 1300 blk	3/28/2018	2602	B	335000	Hydrants	465.92	QIIP	100%	465.92	
ADDITION	3	R26-02B1.18-P-0002	Hanover 1300 blk	3/28/2018	2602	B	331001	TD Mains Not Classified	16,928.92	QIIP	100%	16,928.92	
ADDITION	3	R26-02B1.18-P-0002	Hanover 1300 blk	3/28/2018	2602	B	333000	Services	1,397.83	QIIP	100%	1,397.83	
ADDITION	3	R26-02B1.18-P-0002	Hanover 1300 blk	3/28/2018	2602	B	335000	Hydrants	1,644.71	QIIP	100%	1,644.71	
ADDITION	3	R26-02B1.18-P-0002	Hanover 1300 blk	3/28/2018	2602	B	333000	Services	4,934.13	QIIP	100%	4,934.13	
ADDITION	6	R26-02B1.18-P-0002	Hanover 1300 blk	3/28/2018	2602	B	331001	TD Mains Not Classified	1,867.50	QIIP	100%	1,867.50	
ADDITION	3	R26-02B1.18-P-0002	Hanover 1300 blk	3/28/2018	2602	B	335000	Hydrants	12.13	QIIP	100%	12.13	
ADDITION	3	R26-02B1.18-P-0002	Hanover 1300 blk	3/28/2018	2602	B	331001	TD Mains Not Classified	440.80	QIIP	100%	440.80	
ADDITION	8	R26-02B1.18-P-0002	Hanover 1300 blk	3/28/2018	2602	B	335000	Hydrants	(0.06)	QIIP	100%	(0.06)	
ADDITION	3	R26-02B1.18-P-0002	Hanover 1300 blk	3/28/2018	2602	B	333000	Services	36.40	QIIP	100%	36.40	
ADDITION	4	R26-02B1.18-P-0002	Hanover 1300 blk	3/28/2018	2602	B	331001	TD Mains Not Classified	245.39	QIIP	100%	245.39	
ADDITION	4	R26-02B1.18-P-0002	Hanover 1300 blk	3/28/2018	2602	B	335000	Hydrants	6.75	QIIP	100%	6.75	
ADDITION	4	R26-02B1.18-P-0002	Hanover 1300 blk	3/28/2018	2602	B	333000	Services	20.27	QIIP	100%	20.27	
ADDITION	4	R26-02B1.18-P-0002	Hanover 1300 blk	3/28/2018	2602	B	335000	Hydrants	(1,572.01)	QIIP	100%	(1,572.01)	
ADDITION	4	R26-02B1.18-P-0002	Hanover 1300 blk	3/28/2018	2602	B	331001	TD Mains Not Classified	(57,116.27)	QIIP	100%	(57,116.27)	
ADDITION	4	R26-02B1.18-P-0002	Hanover 1300 blk	3/28/2018	2602	B	333000	Services	(4,716.03)	QIIP	100%	(4,716.03)	
ADDITION	4	R26-02B1.18-P-0002	Hanover 1300 blk	3/28/2018	2602	B	335000	Hydrants	2,083.49	QIIP	100%	2,083.49	
ADDITION	4	R26-02B1.18-P-0002	Hanover 1300 blk	3/28/2018	2602	B	331001	TD Mains Not Classified	75,700.01	QIIP	100%	75,700.01	
ADDITION	4	R26-02B1.18-P-0002	Hanover 1300 blk	3/28/2018	2602	B	333000	Services	6,250.46	QIIP	100%	6,250.46	
ADDITION	5	R26-02B1.18-P-0002	Hanover 1300 blk	3/28/2018	2602	B	333000	Services	1,521.44	QIIP	100%	1,521.44	
ADDITION	5	R26-02B1.18-P-0002	Hanover 1300 blk	3/28/2018	2602	B	331001	TD Mains Not Classified	18,426.25	QIIP	100%	18,426.25	
ADDITION	5	R26-02B1.18-P-0002	Hanover 1300 blk	3/28/2018	2602	B	335000	Hydrants	507.14	QIIP	100%	507.14	
ADDITION	5	R26-02B1.18-P-0002	Hanover 1300 blk	3/28/2018	2602	B	335000	Hydrants	456.90	QIIP	100%	456.90	
ADDITION	5	R26-02B1.18-P-0002	Hanover 1300 blk	3/28/2018	2602	B	331001	TD Mains Not Classified	16,600.65	QIIP	100%	16,600.65	
ADDITION	5	R26-02B1.18-P-0002	Hanover 1300 blk	3/28/2018	2602	B	333000	Services	1,370.69	QIIP	100%	1,370.69	
ADDITION	5	R26-02B1.18-P-0002	Hanover 1300 blk	3/28/2018	2602	B	335000	Hydrants	164.17	QIIP	100%	164.17	
ADDITION	5	R26-02B1.18-P-0002	Hanover 1300 blk	3/28/2018	2602	B	331001	TD Mains Not Classified	5,965.02	QIIP	100%	5,965.02	
ADDITION	5	R26-02B1.18-P-0002	Hanover 1300 blk	3/28/2018	2602	B	333000	Services	492.53	QIIP	100%	492.53	
ADDITION	5	R26-02B1.18-P-0002	Hanover 1300 blk	3/28/2018	2602	B	335000	Hydrants	(823.41)	QIIP	100%	(823.41)	
ADDITION	5	R26-02B1.18-P-0002	Hanover 1300 blk	3/28/2018	2602	B	331001	TD Mains Not Classified	(29,917.26)	QIIP	100%	(29,917.26)	
ADDITION	5	R26-02B1.18-P-0002	Hanover 1300 blk	3/28/2018	2602	B	333000	Services	(2,470.23)	QIIP	100%	(2,470.23)	
ADDITION	3	R26-02B1.18-P-0002	Hanover 1300 blk	3/28/2018	2602	B	331001	TD Mains Not Classified	59,757.80	QIIP	100%	59,757.80	
ADDITION	3	R26-02B1.18-P-0002	Hanover 1300 blk	3/28/2018	2602	B	335000	Hydrants	1.22	QIIP	100%	1.22	
ADDITION	3	R26-02B1.18-P-0002	Hanover 1300 blk	3/28/2018	2602	B	331001	TD Mains Not Classified	44.54	QIIP	100%	44.54	
ADDITION	3	R26-02B1.18-P-0002	Hanover 1300 blk	3/28/2018	2602	B	333000	Services	3.68	QIIP	100%	3.68	
ADDITION	6	R26-02B1.18-P-0002	Hanover 1300 blk	3/28/2018	2602	B	335000	Hydrants	51.40	QIIP	100%	51.40	

Work Order	G/L Account	G/L Account Name	1006084661	Utility Account Name	Amount
R26-02B1.18-P-0002	10630440	CCNC - TD Mains Not Classified	331001	TD Mains Not Classified	$99,355.33
	10632010	CCNC - Services	333000	TD Mains Not Classified	8,203.69
	10634600	CCNC - Hydrants	335000	Hydrants	2,734.53
	25710000	Reg Liab - Cost of Removal RWIP			1,366.14
			1006261276		
					$111,659.69

Work Order		General Cost Type	General Cost Description		Amount
R26-02B1.18-P-0002		Labor	Labor & Related Costs		$192.24
		Inventory	Materials Issued from Inventory		10,909.44
		Invoices	Contracted Services & Non-Inventory Materials		90,984.16
		AFUDC	Allowance for Funds Used During Construction		90.09
		Capital Accrual	Cost Accuals Related to Construction		0.00
		Overhead	Indirect Overhead		9,483.76
					$111,659.69

From recon file "TAW_2018_Capital_Rider_Recon_Revised 5_16_19.xlsx" and tab "WKP_2018_Actuals". Source: Powerplant

Type	Period	WBS	Description	In-Service Date	Profit center	Project #	Utility account	UA Naruc	Amount	Eligibility	Portion %	Adjusted Amount	Comments on Adjustments
ADDITION	6	R26-02B1.18-P-0002	Hanover 1300 blk	3/28/2018	2602	B	333000	Services	154.20	QIIP	100%	154.20	
ADDITION	6	R26-02B1.18-P-0002	Hanover 1300 blk	3/28/2018	2602	B	335000	Hydrants	(288.08)	QIIP	100%	(288.08)	
ADDITION	6	R26-02B1.18-P-0002	Hanover 1300 blk	3/28/2018	2602	B	331001	TD Mains Not Classified	(10,467.06)	QIIP	100%	(10,467.06)	
ADDITION	6	R26-02B1.18-P-0002	Hanover 1300 blk	3/28/2018	2602	B	333000	Services	(864.26)	QIIP	100%	(864.26)	
ADDITION	6	R26-02B1.18-P-0002	Hanover 1300 blk	3/28/2018	2602	B	335000	Hydrants	15.68	QIIP	100%	15.68	
ADDITION	6	R26-02B1.18-P-0002	Hanover 1300 blk	3/28/2018	2602	B	331001	TD Mains Not Classified	569.81	QIIP	100%	569.81	
ADDITION	6	R26-02B1.18-P-0002	Hanover 1300 blk	3/28/2018	2602	B	333000	Services	47.05	QIIP	100%	47.05	
ADDITION	7	R26-02B1.18-P-0002	Hanover 1300 blk	3/28/2018	2602	B	335000	Hydrants	4.11	QIIP	100%	4.11	
ADDITION	7	R26-02B1.18-P-0002	Hanover 1300 blk	3/28/2018	2602	B	331001	TD Mains Not Classified	149.31	QIIP	100%	149.31	
ADDITION	7	R26-02B1.18-P-0002	Hanover 1300 blk	3/28/2018	2602	B	333000	Services	12.33	QIIP	100%	12.33	
ADDITION	7	R26-02B1.18-P-0002	Hanover 1300 blk	3/28/2018	2602	B	335000	Hydrants	0.00	QIIP	100%	0.00	
ADDITION	7	R26-02B1.18-P-0002	Hanover 1300 blk	3/28/2018	2602	B	331001	TD Mains Not Classified	0.00	QIIP	100%	0.00	
ADDITION	7	R26-02B1.18-P-0002	Hanover 1300 blk	3/28/2018	2602	B	333000	Services	0.00	QIIP	100%	0.00	
ADDITION	7	R26-02B1.18-P-0002	Hanover 1300 blk	3/28/2018	2602	B	335000	Hydrants	5.16	QIIP	100%	5.16	
ADDITION	7	R26-02B1.18-P-0002	Hanover 1300 blk	3/28/2018	2602	B	331001	TD Mains Not Classified	187.36	QIIP	100%	187.36	
ADDITION	7	R26-02B1.18-P-0002	Hanover 1300 blk	3/28/2018	2602	B	333000	Services	15.47	QIIP	100%	15.47	
									$110,293.55			$110,293.55	

Tennessee-American Water Company
Response to TAW_R_CADDR1_016
Invoices Related to Work Order R26-02B1.18-P-0002

Source: SAP

Company Code	Object	Document type	Document Number	Cost Element	Cost element descr.	Val/COArea Crcy	Sales/Use Tax	Other Amounts	Actual Invoice	Posting Date	Offsetting acct no.	Name of offsetting account
1026	R26-02B1.18-P-0002	KR	1005993521	62520800	Misc Maint Permits - Natural Account	615.00			615.00	2/21/2018	201986	CHATTANOOGA CITY OF
1026	R26-02B1.18-P-0002	WE	1006084661	53150000	Contract Svc-Other - Natural Account	2,970.00			2,970.00	3/16/2018	23436000	A/P-GRIR CapSvc
1026	R26-02B1.18-P-0002	WE	1006084662	62520700	Misc Maint Paving/Backfill	1,743.00			1,743.00	3/16/2018	23436000	A/P-GRIR CapSvc
1026	R26-02B1.18-P-0002	WE	1006171960	53110000	Contract Svc-Eng - Natural Account	4,334.80			4,334.80	4/12/2018	23436000	A/P-GRIR CapSvc
1026	R26-02B1.18-P-0002	WE	1006217589	53110000	Contract Svc-Eng - Natural Account	5,303.85			5,303.85	5/1/2018	23436000	A/P-GRIR CapSvc
1026	R26-02B1.18-P-0002	WE	1006261273	53150000	Contract Svc-Other - Natural Account	11,165.00			11,165.00	5/8/2018	23436000	A/P-GRIR CapSvc
1026	R26-02B1.18-P-0002	WE	1006261274	62520700	Misc Maint Paving/Backfill	8,757.00			8,757.00	5/8/2018	23436000	A/P-GRIR CapSvc
1026	R26-02B1.18-P-0002	WE	1006261276	62520700	Misc Maint Paving/Backfill	26,227.25			26,227.25	5/8/2018	23436000	A/P-GRIR CapSvc
1026	R26-02B1.18-P-0002	WE	1006278310	53150000	Contract Svc-Other - Natural Account	12,291.25			12,291.25	5/14/2018	23436000	A/P-GRIR CapSvc
1026	R26-02B1.18-P-0002	WE	1006278311	62520700	Misc Maint Paving/Backfill	8,295.00			8,295.00	5/14/2018	23436000	A/P-GRIR CapSvc
1026	R26-02B1.18-P-0002	WE	1006278312	52000000	M & S (O&M) - Natural Account	122.16			122.16	5/14/2018	23436000	A/P-GRIR CapSvc
1026	R26-02B1.18-P-0002	WE	1006356206	62520700	Misc Maint Paving/Backfill	6,893.25			6,893.25	6/8/2018	23436000	A/P-GRIR CapSvc
1026	R26-02B1.18-P-0002	WE	1006410944	53110000	Contract Svc-Eng - Natural Account	2,098.80			2,098.80	7/2/2018	23436000	A/P-GRIR CapSvc
1026	R26-02B1.18-P-0002	WE	1006470412	53110000	Contract Svc-Eng - Natural Account	167.80			167.80	7/16/2018	23436000	A/P-GRIR CapSvc
						$90,984.16			$90,984.16			

Tennessee-American Water Company
Response to TAW_R_CADDR1_016
Invoices Related to Work Order R26-02B1.18-P-0002

Period	Fiscal Year	Document Header Text	Name	Purchasing Document	Item	Purchase order text
2	2018				0	
3	2018	Inv# 15361 2/28/18	Inv# 15361 2/28/18	5000097612	10	Hanover Main Install
3	2018	Inv# 15361 2/28/18	Inv# 15361 2/28/18	5000097612	20	Hanover Paving/Restoration
4	2018	Inv# 18022669 3/14/18	Inv# 18022669 3/14/18	5000097615	10	Hanover Inspections
5	2018	Inv# 18032666 4/12/18	Inv# 18032666 4/12/18	5000097615	10	Hanover Inspections
5	2018	Inv# 15372 3/15/18	Inv# 15372 3/15/18	5000097612	10	Hanover Main Install
5	2018	Inv# 15372 3/15/18	Inv# 15372 3/15/18	5000097612	20	Hanover Paving/Restoration
5	2018	Inv# 15399 4/15/18	Inv# 15399 4/15/18	5000097612	20	Hanover Paving/Restoration
5	2018	Inv# 15384 3/31/18	Inv# 15384 3/31/18	5000097612	10	Hanover Main Install
5	2018	Inv# 15384 3/31/18	Inv# 15384 3/31/18	5000097612	20	Hanover Paving/Restoration
5	2018	Inv# 15384 3/31/18	Inv# 15384 3/31/18	5000097612	40	Material by Contractor
6	2018	Inv# 15410 4/30/18	Inv# 15410 4/30/18	5000097612	20	Hanover Paving/Restoration
7	2018	Inv# 18042664 5/9/18	Inv# 18042664 5/9/18	5000097615	10	Hanover Inspections
7	2018	Inv# 18052665 6/14/18	Inv# 18052665 6/14/18	5000097615	10	Hanover Inspections

KR 1005993521

INVOICE (18-CAP-00011) **VENDER #201986**

CITY OF CHATTANOOGA

LAND DEVELOPMENT OFFICE
DEVELOPMENT RESOURCE CENTER
1250 MARKET STREET, SUITE 1000
CHATTANOOGA, TN 37402

DATE: JANUARY 31, 2018

TENNESSEE AMERICAN WATER
SHARED SERVICES
C/O ACCOUNTS PAYABLE
P.O. BOX 5608
CHERRY HILL, NJ 08034

RE: Cynthia.steed@amwater.com

ATTENTION: CINDY STEED

36 Street Cut - In Permits for the Month of JANUARY

1 Permits at $350.00 each	$	350.00
1 Permits at $600.00 each	$	600.00
1 Permits at $1,945.00 each	$	1,945.00
1 Permits at $1,380.00 each	$	1,380.00
2 Permits at $50.00 each	$	100.00
1 Permits at $400.00	$	400.00
3 Permits at $350.00	$	1,050.00
26 Permits at $300.00 each	$	7,800.00
36 Administrative Fee at $15.00 each	$	540.00
TOTAL	**$**	**14,165.00**

WE 1006084661
WE 1006084662
PO 5000097612

INVOICE FROM:

ESLINGER CONTRACTING CO., INC.
4849 Cloud Springs Rd.
Ringgold, Ga. 30736 (706) 891-0001

Vendor 102423

Invoice number 15361 Date 2/28/2018

Purchase Order 5000097612

Job Description PROJECT: Hanover Street - Install 615'-6" main & 1 Fire Hydrant from Hixson Pike to Barton Ave

E-mail GRADY.STOUT@AMWATER.COM

10	5000097612	Pipe Install Labor	$	2,970.00
20	5000097612	Paving	$	1,743.00
30	5000097612	Landscaping	$	-
40	5000097612	Materials	$	-
		Total	$	4,713.00

WE 1006084661
WE 1006084662
PO 5000097612

INVOICE FROM:
ESLINGER CONTRACTING CO., INC.
4849 Cloud Springs Rd.
Ringgold, Ga. 30736 **(706) 891-0001**

ACCOUNTING INFORMATION

WBS# R26-02B1.18-P-0002	
PO #	5000097612

PROJECT: Hanover Street - Install 615'-6" Main & 1 Fire Hydrant from Hixson Pike to Barton Ave

TO: Tennessee American Water
P.O. Box 5608
Cherry Hill, NJ 08034
GRADY.STOUT@AMWATER.COM

For Period From: 2/16/2018 TO 2/28/2018
ECC Inv. #: 15361
Invoice Date: 2/28/2018

CONTRACT ESTIMATE					PAY QUANTITIES			
ITEM	QUANTITY	UNIT	UNIT PRICE	AMOUNT	PREVIOUS ESTIMATE	THIS ESTIMATE	TOTAL TO DATE	AMOUNT DOLLARS / CENTS
EXCAVATE & LAYING 4" DI *		L.F.	$16.25	$ -			0	$0.00
EXCAVATE & LAYING 6" DI*	615	L.F.	$18.25	$ 11,223.75		60	60	$1,095.00
EXCAVATE & LAYING 8" DI*		L.F.	$17.50	$ -			0	$0.00
FH INSTALLATION AS MAIN LAID	1	EA.	$825.00	$ 825.00		1	1	$825.00
WET TAP	2	EA.	$900.00	$ 1,800.00		1	1	$900.00
ROCK EXCAVATION		C.Y.	$185.00	$ -			0	$0.00
EXTRA DEPTH	75	FT./FT.	$3.00	$ 225.00			0	$0.00
SERVICE TRANSFERS(3' PAVE)	9	EA.	$675.00	$ 6,075.00			0	$0.00
SERVICE TRANSFERS-2"	1	EA.	$750.00	$ 750.00			0	$0.00
CROSS TIE TO SMALL MAIN		EA.	$1,275.00	$ -			0	$0.00
TRAFFIC CONTROL	4	EA.	$150.00	$ 600.00			0	$0.00
INS 4" OR LARGER TEE & VLV		EA.	$145.00	$ -			0	$0.00
BLOW OFF INSTALLATION		EA.	$145.00	$ -			0	$0.00
PIPE CUTTING	5	EA.	$75.00	$ 375.00		2	2	$150.00
FLUSHING		CF	$0.05	$ -			0	$0.00
KILL OLD MAIN		EA.	$1,175.00	$0.00			0	$0.00
72141121 Pipe Install Labor				**$21,873.75**				**$2,970.00**
GRANULAR BACKFILL	15	TON	$30.00	$ 450.00			0	$0.00
FLOWABLE BACKFILL	103	C.Y.	$210.00	$ 21,630.00		8.3	8.3	$1,743.00
MILL & PAVE ASPHALT	2040	L.F.	$8.75	$ 17,850.00			0	$0.00
LANE PAVING	515	L.F.	$45.50	$ 23,432.50			0	$0.00
ASPHALT ON FLOWABLE		L.F.	$19.00	$ -			0	$0.00
REPLACE CONCRET SIDEWALK		S.F.	$10.00	$ -			0	$0.00
REPLACE 8" DRIVES		S.F.	$13.50	$ -			0	$0.00
72141105 Pipe Restor.Paving				**$63,362.50**				**$1,743.00**
SEEDING, STRAW, MULCHING		L.F.	$5.25	$ -			0	$0.00
EROSION CONTROL		EA.	$1.00	$ -			0	$0.00
72141102 LANDSCAPE REST.				**$ -**				**$0.00**
MATERIAL		EA.	$1.00	$ -			0	$0.00
MATERIAL		EA.	$1.00	$ -			0	$0.00
MATERIAL		EA.	$1.00	$ -			0	$0.00
30191801 PIPE MATERIAL				**$ -**				**$0.00**
		TOTAL		**$85,236.25**				**$4,713.00**

AMOUNT OF ALL ESTIMATES TO CONTRACTOR TO DATE

*varies per project (ft/developed)

ESTIMATE NO.	AMT. OF ESTIMATE
1)	$ 4,713.00
2)	
3)	
4)	
5)	
TOTAL TO DATE	$ 4,713.00
LESS PREVIOUS PAYMENTS	$0.00
PAY THIS AMOUNT	**$ 4,713.00**

ESTIMATE SUBMITTED.....CONTRACTOR

ESTIMATE CHECKED.....INSPECTOR

ESTIMATE APPROVED.....ENGINEER

Partial Invoice

WE 1006084661
WE 1006084662
PO 5000097612

Eslinger Contracting Company, Inc

Stone Ticket Tonnage for TAWC Projects

Date: 2/28/2018
Job: Hanover Street
WBS #: R26-02B1.18-P-0002
ECC Inv. #: 15361

Vulcan Ticket #'s	***Tons***			
4262460	0.00		Dust w/ Flowable	

Line Total Tons = 0 0

Reference Only

Flowable Backfill Tickets

TNT # 9478 8.3 CY
TNT # CY
TNT # CY
TNT # CY
TNT # CY

Total = 8.3 CY

A Mobile Mixing Co.

TNT Concrete LLC
996 County Road 20
Calhoun, TN 37309
(423) 648-2813

09469

Date: 2/16/18
Sold to: Eslinger Const.
Address: 998 Barton Ave.

METER READING-END
METER READING-START
UNITS DELIVERED

Purchase 5722 303

QUANTITY	DESCRIPTION	PRICE	AMOUNT
6.6 yds.	Flowable Fill		
		TAX	
		TOTAL	

Purchaser assumes full responsibility for strength, slump, and quality of concrete when additional water or other material is requested on job.

I, the undersigned, will assume all responsibility for any damages where delivery is made inside of the curb.

Signature:

A Mobile Mixing Co.

TNT Concrete LLC
996 County Road 20
Calhoun, TN 37309
(423) 648-2813

09478

Date: 2/22/18
Sold to: Eslinger Const
Address: 921 Barton Ave.
Hanover St.

METER READING-END
METER READING-START
UNITS DELIVERED

QUANTITY	DESCRIPTION	PRICE	AMOUNT
8.3 yds.	Flowable Fill		
		TAX	
		TOTAL	

Purchaser assumes full responsibility for strength, slump, and quality of concrete when additional water or other material is requested on job.

I, the undersigned, will assume all responsibility for any damages where delivery is made inside of the curb.

Signature:

WE 1006084661
WE 1006084662
PO 5000097612

WE 1006171960
PO 5000097615

thompson
ENGINEERING

Tennessee American Water Company
PO Box 5608
Cherry Hill NJ 08034
Attention: Grady.Stout@amwater.com

Invoice # : 18022669
Project : 1811090001
Project Name : TAW - 2018 Chattanooga Inspectic
Invoice Group : 03
Invoice Date : 3/14/2018
P.M. : RANDY FRANKLIN BROWN

For Professional Services Rendered through: 3/2/2018

PO #5000097615; R26-02B1.18-P-0002 - Hanover Inspections

Salaries		
Rate Schedule Labor	4,080.00	
Total Salaries		4,080.00
Expenses		
Unit Pricing - Rate	254.80	
Total Expenses		254.80
Amount Due This Invoice **		4,334.80

Please reference invoice number 18022669 when remitting payment.

All charges are due and payable thirty (30) days from the date of this invoice. If the invoice is not paid within 30 days, contractual interest (or, if not specified in the contract, the maximum interest rate allowed by law) will be charged. In addition to interest, the payor will be responsible for payment of all collection expenses, including court costs and attorney fees for collection of any past

2970 Cottage Hill Road, Suite 190
Mobile, AL 36606
251.666.2443 ph / 251.666.6422 fax
www.thompsonengineering.com

WE 1006171960
PO 5000097615

Project : 1811090001 -- TAW - 2018 Chattanooga Inspections **Invoice # : 18022669**

Phase : 03 -- Hanover Inspections

Rate Schedule Labor

Class / Employee Name	*Date*	*Hours*	*Rate*	*Amount*
Level II Inspector				
LARRY STANLEY	2/16/2018	1.00	80.00	80.00
	2/20/2018	3.00	80.00	240.00
	2/21/2018	2.00	80.00	160.00
	2/27/2018	4.00	80.00	320.00
		10.00		800.00
DONALD WALKER	2/16/2018	2.00	80.00	160.00
	2/19/2018	2.00	80.00	160.00
	2/20/2018	3.00	80.00	240.00
	2/21/2018	3.00	80.00	240.00
	2/22/2018	3.00	80.00	240.00
		13.00		1,040.00
STEVEN BETTY	2/15/2018	2.00	80.00	160.00
	2/16/2018	3.00	80.00	240.00
	2/22/2018	2.00	80.00	160.00
	2/23/2018	3.00	80.00	240.00
	2/26/2018	6.00	80.00	480.00
	2/27/2018	3.00	80.00	240.00
	2/28/2018	1.00	80.00	80.00
	3/1/2018	5.00	80.00	400.00
	3/2/2018	3.00	80.00	240.00
		28.00		2,240.00
Total: Level II Inspector		51.00		4,080.00
		Rate Schedule Labor		***4,080.00***

Unit Pricing Expenses

Vendor / Employee Name	*Doc Nbr*	*Date*	*Units*	*Rate*	*Amount*
Unit Pricing - Mileage					
Federal Rate Mileage					
LARRY STANLEY	101368	2/16/2018	13.00	0.6500	8.45
	101479	2/20/2018	9.00	0.6500	5.85
	101479	2/21/2018	10.00	0.6500	6.50
	101736	2/27/2018	23.00	0.6500	14.95
			55.00		35.75
DONALD WALKER	101369	2/16/2018	25.00	0.6500	16.25
	101483	2/19/2018	32.00	0.6500	20.80
	101483	2/20/2018	25.00	0.6500	16.25
	101483	2/21/2018	38.00	0.6500	24.70
	101483	2/22/2018	25.00	0.6500	16.25
			145.00		94.25
STEVEN BETTY	101371	2/15/2018	23.00	0.6500	14.95
	101371	2/16/2018	17.00	0.6500	11.05
	101491	2/22/2018	23.00	0.6500	14.95
	101491	2/23/2018	17.00	0.6500	11.05
	101734	2/26/2018	25.00	0.6500	16.25
	101734	2/27/2018	21.00	0.6500	13.65
	101734	2/28/2018	21.00	0.6500	13.65

Project : 1811090001 -- TAW - 2018 Chattanooga Inspections **Invoice # : 18022669**

Phase : 03 -- Hanover Inspections

Unit Pricing Expenses

Vendor / Employee Name	*Doc Nbr*	*Date*	*Units*	*Rate*	*Amount*
Unit Pricing - Mileage					
Federal Rate Mileage					
STEVEN BETTY	101734	3/1/2018	19.00	0.6500	12.35
	101734	3/2/2018	26.00	0.6500	16.90
			192.00		124.80
Total: Unit Pricing - Mileage					254.80
		Unit Pricing			***254.80***

Total Phase : 03 -- Hanover Inspections

Labor :	**4,080.00**
Expense :	**254.80**

Total Project: 1811090001 -- TAW - 2018 Chattanooga Inspections **4,334.80**

WE 1006171960
PO 5000097615

WEEKLY TIME LOG

Employee #089269 **Larry K. Stanley** **Week Ending: 02/16/18**

Work Order #'s	PO Number	TE Phase	Work Order Description	SAT 2/10	SUN 2/11	MON 2/12	TUE 2/13	WED 2/14	THU 2/15	FRI 2/16	TOTALS
R26-02B1.17-P-0004	5000069451	06	Cain Ave. - 8", 6", 4" & FHs						1.00		1.00
R26-02B1.16-P-0006	5000087581	34	Semi Circle - 8", 6", 4" & FHs								0.00
R26-02B1.17-P-0016	5000084649	30	Paden Lane - 6", 4" & FH								0.00
D26-0201-P-0532	5000090356	38	Camp Jordan Parkway - 12" Main & Stub-out								0.00
R26-02B1.17-P-0015	5000088705	35	Edgemon Forrest Lane - 6" & 4" Mains & FHs						1.00		1.00
R26-02D1.17-P-0009	5000092370	42	ML King Blvd. - Relocate 12" Main						1.00		1.00
R26-02A1.17-P-0003	5000092088	40	804 Riverfront Parkway - 6" Main & FH								0.00
D26-0201-P-0534	5000092694	43	Elam/Publix - 8" Main & FH							1.00	1.00
D26-0201-P-0529	5000087236	32	Carnell Court - 8" & 6" Main & FH								0.00
D26-0201-P-0533	5000097337	02	Dorchester Road - 4" Main				5.00			3.00	8.00
R26-02B1.18-P-0002	5000097615	03	Hanover St. - 6" Main & Fh							1.00	1.00
R26-02D1.18-P-0008	5000090435		Camp Jordan Parkway - Relocate 12"								0.00
	5000093510	****	Non-Work Order Related			8.00	3.00	8.00	5.00	3.00	27.00
TOTAL WORK ORDER LABOR				**0.00**	**0.00**	**8.00**	**8.00**	**8.00**	**8.00**	**8.00**	**40.00**

Work Order #'s	PO Number	TE Phase	Mileage Description	SAT 2/10	SUN 2/11	MON 2/12	TUE 2/13	WED 2/14	THU 2/15	FRI 2/16	TOTALS
R26-02B1.17-P-0004	5000069451	06	Cain Ave. - 8", 6", 4" & FHs						3.00		3.00
R26-02B1.16-P-0006	5000087581	34	Semi Circle - 8", 6", 4" & FHs								0.00
R26-02B1.17-P-0016	5000084649	30	Paden Lane - 6", 4" & FH								0.00
D26-0201-P-0532	5000090356	38	Camp Jordan Parkway - 12" Main & Stub-out								0.00
R26-02B1.17-P-0015	5000088705	35	Edgemon Forrest Lane - 6" & 4" Mains & FHs						3.00		3.00
R26-02D1.17-P-0009	5000092370	42	ML King Blvd. - Relocate 12" Main						3.00		3.00
R26-02A1.17-P-0003	5000092088	40	804 Riverfront Parkway - 6" Main & FH								0.00
D26-0201-P-0534	5000092694	43	Elam/Publix - 8" Main & FH							13.00	13.00
D26-0201-P-0529	5000087236	32	Carnell Court - 8" & 6" Main & FH								0.00
D26-0201-P-0533	5000097337	02	Dorchester Road - 4" Main ✓				36.00			14.00	50.00
R26-02B1.18-P-0002	5000097615	03	Hanover St. - 6" Main & Fh ✓							13.00	13.00
R26-02D1.18-P-0008	5000090435	0	Camp Jordan Parkway - Relocate 12"								0.00
	5000093510	****	Non-Work Order Related ✓			21.00	3.00	21.00	33.00	14.00	92.00
TOTAL WORK ORDER MILEAGE				**0.00**	**0.00**	**21.00**	**39.00**	**21.00**	**42.00**	**54.00**	**177.00**

THOMPSON DIRECT & INDIRECT LABOR

PROJECT NAME	PROJECT #	PHASE	CLASS	DESCRIPTION	SAT 2/10	SUN 2/11	MON 2/12	TUE 2/13	WED 2/14	THU 2/15	FRI 2/16	TOTALS
Tennessee American Water	18-1109-0001	1			0.00	0.00	8.00	8.00	8.00	8.00	8.00	40.00
Arnold AFB Water Main	15-1109-0018	*****	003									0.00
Chickamauga Creek Grnwy	10-4030-0002											0.00
THOMPSON DIRECT LABOR TOTAL					0.00	0.00	8.00	8.00	8.00	8.00	8.00	40.00

THOMPSON DIRECT PROJECT MILEAGE

Arnold AFB Water Main	15-1109-0018		003									0.00
Chickamauga Creek Grnwy	10-4030-0002		0									0.00
TOTAL WORK ORDER MILEAGE					**0.00**	**0.00**	**0.00**	**0.00**	**0.00**	**0.00**	**0.00**	**0.00**
SUBTOTAL DIRECT LABOR					**0.00**	**0.00**	**8.00**	**8.00**	**8.00**	**8.00**	**8.00**	**40.00**
Indirect Labor	18-9999-0000	999										0.00
Indirect Labor	18-9999-0004	999		Floating Holiday								0.00
Annual Leave	18-9999-0001	999		Vacation								0.00
Holiday Leave	18-9999-0003	999		New Years Day								0.00
SUBTOTALS INDIRECT LABOR:					**0.00**	**0.00**	**0.00**	**0.00**	**0.00**	**0.00**	**0.00**	**0.00**
				TOTAL HOURS	**0.00**	**0.00**	**8.00**	**8.00**	**8.00**	**8.00**	**8.00**	**40.00**

Larry K. Stanley

Larry K. Stanley (Employee)

Randy Brown

Randy Brown - Supervisor

REGULAR HOURS: 40.00
OVERTIME O/T HOURS: 0.00
HOLIDAY/LEAVE HOURS: 0.00

WE 1006171960
PO 5000097615

WEEKLY TIME LOG

Employee #089269 **Larry K. Stanley** **Week Ending: 02/23/18**

Work Order #'s	PO Number	TE Phase	Work Order Description	SAT 2/17	SUN 2/18	MON 2/19	TUE 2/20	WED 2/21	THU 2/22	FRI 2/23	TOTALS
R26-02B1.17-P-0004	5000069451	06	Cain Ave. - 8", 6", 4" & FHs						3.00		3.00
R26-02B1.16-P-0006	5000087581	34	Semi Circle - 8", 6", 4" & FHs					3.00	4.00	6.00	13.00
R26-02B1.17-P-0016	5000084649	30	Paden Lane - 6", 4" & FH				2.00				2.00
D26-0201-P-0532	5000090356	38	Camp Jordan Parkway - 12" Main & Stub-out								0.00
R26-02B1.17-P-0015	5000088705	35	Edgemon Forrest Lane - 6" & 4" Mains & FHs			3.00	1.00				4.00
R26-02D1.17-P-0009	5000092370	42	ML King Blvd. - Relocate 12" Main								0.00
R26-02A1.17-P-0003	5000092088	40	804 Riverfront Parkway - 6" Main & FH								0.00
D26-0201-P-0534	5000092694	43	Elam/Publix - 8" Main & FH			4.00	2.00				6.00
D26-0201-P-0529	5000087236	32	Carnell Court - 8" & 6" Main & FH								0.00
D26-0201-P-0533	5000097337	02	Dorchester Road - 4" Main								0.00
R26-02B1.18-P-0002	5000097615	03	Hanover St. - 6" Main & Fh				3.00	2.00			5.00
R26-02D1.18-P-0008	5000090435		Camp Jordan Parkway - Relocate 12"								0.00
	5000093510	****	Non-Work Order Related			1.00		3.00	1.00	2.00	7.00
TOTAL WORK ORDER LABOR				**0.00**	**0.00**	**8.00**	**8.00**	**8.00**	**8.00**	**8.00**	**40.00**

Work Order #'s	PO Number	TE Phase	Mileage Description	SAT 2/17	SUN 2/18	MON 2/19	TUE 2/20	WED 2/21	THU 2/22	FRI 2/23	TOTALS
R26-02B1.17-P-0004	5000069451	06	Cain Ave. - 8", 6", 4" & FHs						21.00		21.00
R26-02B1.16-P-0006	5000087581	34	Semi Circle - 8", 6", 4" & FHs					29.00	22.00	40.00	91.00
R26-02B1.17-P-0016	5000084649	30	Paden Lane - 6", 4" & FH				27.00				27.00
D26-0201-P-0532	5000090356	38	Camp Jordan Parkway - 12" Main & Stub-out								0.00
R26-02B1.17-P-0015	5000088705	35	Edgemon Forrest Lane - 6" & 4" Mains & FHs			18.00	3.00				21.00
R26-02D1.17-P-0009	5000092370	42	ML King Blvd. - Relocate 12" Main								0.00
R26-02A1.17-P-0003	5000092088	40	804 Riverfront Parkway - 6" Main & FH								0.00
D26-0201-P-0534	5000092694	43	Elam/Publix - 8" Main & FH			31.00	10.00				41.00
D26-0201-P-0529	5000087236	32	Carnell Court - 8" & 6" Main & FH								0.00
D26-0201-P-0533	5000097337	02	Dorchester Road - 4" Main								0.00
R26-02B1.18-P-0002	5000097615	03	Hanover St. - 6" Main & Fh				9.00	10.00			19.00
R26-02D1.18-P-0008	5000090435	0	Camp Jordan Parkway - Relocate 12"								0.00
	5000093510	****	Non-Work Order Related			3.00		14.00	3.00	16.00	36.00
TOTAL WORK ORDER MILEAGE				**0.00**	**0.00**	**52.00**	**49.00**	**53.00**	**46.00**	**56.00**	**256.00**

THOMPSON DIRECT & INDIRECT LABOR

PROJECT NAME	PROJECT #	PHASE	CLASS	DESCRIPTION	SAT 2/17	SUN 2/18	MON 2/19	TUE 2/20	WED 2/21	THU 2/22	FRI 2/23	TOTALS
Tennessee American Water	18-1109-0001	1			0.00	0.00	8.00	8.00	8.00	8.00	8.00	40.00
Arnold AFB Water Main	15-1109-0018	*****	003									0.00
Chickamauga Creek Grnwy	10-4030-0002											0.00
THOMPSON DIRECT LABOR TOTAL					0.00	0.00	8.00	8.00	8.00	8.00	8.00	40.00
THOMPSON DIRECT PROJECT MILEAGE												
Arnold AFB Water Main	15-1109-0018		003									0.00
Chickamauga Creek Grnwy	10-4030-0002		0									0.00
TOTAL WORK ORDER MILEAGE					**0.00**	**0.00**	**0.00**	**0.00**	**0.00**	**0.00**	**0.00**	**0.00**
SUBTOTAL DIRECT LABOR					**0.00**	**0.00**	**8.00**	**8.00**	**8.00**	**8.00**	**8.00**	**40.00**
Indirect Labor	18-9999-0000	999										0.00
Indirect Labor	18-9999-0004	999		Floating Holiday								0.00
Annual Leave	18-9999-0001	999		Vacation								0.00
Holiday Leave	18-9999-0003	999		New Years Day								0.00
SUBTOTALS INDIRECT LABOR:					**0.00**	**0.00**	**0.00**	**0.00**	**0.00**	**0.00**	**0.00**	**0.00**
				TOTAL HOURS	**0.00**	**0.00**	**8.00**	**8.00**	**8.00**	**8.00**	**8.00**	**40.00**

Larry K. Stanley

Larry K. Stanley (Employee)

Randy Brown

Randy Brown - Supervisor

REGULAR HOURS: 40.00
OVERTIME O/T HOURS: 0.00
HOLIDAY/LEAVE HOURS: 0.00

WE 1006171960
PO 5000097615

WEEKLY TIME LOG

Employee #089269 **Larry K. Stanley** **Week Ending: 03/02/18**

Work Order #'s	PO Number	TE Phase	Work Order Description	SAT 2/24	SUN 2/25	MON 2/26	TUE 2/27	WED 2/28	THU 3/1	FRI 3/2	TOTALS
R26-02B1.17-P-0004	5000069451	06	Cain Ave. - 8", 6", 4" & FHs								0.00
R26-02B1.16-P-0006	5000087581	34	Semi Circle - 8", 6", 4" & FHs			4.00	4.00	4.00		1.00	13.00
R26-02B1.17-P-0016	5000084649	30	Paden Lane - 6", 4" & FH								0.00
D26-0201-P-0532	5000090356	38	Camp Jordan Parkway - 12" Main & Stub-out								0.00
R26-02B1.17-P-0015	5000088705	35	Edgemon Forrest Lane - 6" & 4" Mains & FHs							4.00	4.00
R26-02D1.17-P-0009	5000092370	42	ML King Blvd. - Relocate 12" Main								0.00
R26-02A1.17-P-0003	5000092088	40	804 Riverfront Parkway - 6" Main & FH								0.00
D26-0201-P-0534	5000092694	43	Elam/Publix - 8" Main & FH	5.00				3.00			8.00
D26-0201-P-0529	5000087236	32	Carnell Court - 8" & 6" Main & FH								0.00
D26-0201-P-0533	5000097337	02	Dorchester Road - 4" Main								0.00
R26-02B1.18-P-0002	5000097615	03	Hanover St. - 6" Main & Fh				4.00				4.00
R26-02D1.18-P-0008	5000090435	39	Camp Jordan Parkway - Relocate 12"			4.00					4.00
	5000093510	****	Non-Work Order Related					1.00	8.00	3.00	12.00
TOTAL WORK ORDER LABOR				**5.00**	**0.00**	**8.00**	**8.00**	**8.00**	**8.00**	**8.00**	**45.00**

Work Order #'s	PO Number	TE Phase	Mileage Description	SAT 2/24	SUN 2/25	MON 2/26	TUE 2/27	WED 2/28	THU 3/1	FRI 3/2	TOTALS
R26-02B1.17-P-0004	5000069451	06	Cain Ave. - 8", 6", 4" & FHs								0.00
R26-02B1.16-P-0006	5000087581	34	Semi Circle - 8", 6", 4" & FHs			8.00	40.00	9.00		13.00	70.00
R26-02B1.17-P-0016	5000084649	30	Paden Lane - 6", 4" & FH								0.00
D26-0201-P-0532	5000090356	38	Camp Jordan Parkway - 12" Main & Stub-out								0.00
R26-02B1.17-P-0015	5000088705	35	Edgemon Forrest Lane - 6" & 4" Mains & FHs							13.00	13.00
R26-02D1.17-P-0009	5000092370	42	ML King Blvd. - Relocate 12" Main								0.00
R26-02A1.17-P-0003	5000092088	40	804 Riverfront Parkway - 6" Main & FH								0.00
D26-0201-P-0534	5000092694	43	Elam/Publix - 8" Main & FH	38.00				7.00			45.00
D26-0201-P-0529	5000087236	32	Carnell Court - 8" & 6" Main & FH								0.00
D26-0201-P-0533	5000097337	02	Dorchester Road - 4" Main								0.00
R26-02B1.18-P-0002	5000097615	03	Hanover St. - 6" Main & Fh				23.00				23.00
R26-02D1.18-P-0008	5000090435	39	Camp Jordan Parkway - Relocate 12"			8.00					8.00
	5000093510	****	Non-Work Order Related					3.00	43.00	24.00	70.00
TOTAL WORK ORDER MILEAGE				**38.00**	**0.00**	**16.00**	**63.00**	**19.00**	**43.00**	**50.00**	**229.00**

THOMPSON DIRECT & INDIRECT LABOR

PROJECT NAME	PROJECT #	PHASE	CLASS	DESCRIPTION	SAT 2/24	SUN 2/25	MON 2/26	TUE 2/27	WED 2/28	THU 3/1	FRI 3/2	TOTALS
Tennessee American Water	18-1109-0001	1			5.00	0.00	8.00	8.00	8.00	8.00	8.00	45.00
Arnold AFB Water Main	15-1109-0018	*****	003									0.00
Chickamauga Creek Grnwy	10-4030-0002											0.00
THOMPSON DIRECT LABOR TOTAL					5.00	0.00	8.00	8.00	8.00	8.00	8.00	45.00

THOMPSON DIRECT PROJECT MILEAGE

Arnold AFB Water Main	15-1109-0018		003									0.00
Chickamauga Creek Grnwy	10-4030-0002		0									0.00
TOTAL WORK ORDER MILEAGE					**0.00**	**0.00**	**0.00**	**0.00**	**0.00**	**0.00**	**0.00**	**0.00**
SUBTOTAL DIRECT LABOR					**5.00**	**0.00**	**8.00**	**8.00**	**8.00**	**8.00**	**8.00**	**45.00**
Indirect Labor	18-9999-0000	999										0.00
Indirect Labor	18-9999-0004	999		Floating Holiday								0.00
Annual Leave	18-9999-0001	999		Vacation								0.00
Holiday Leave	18-9999-0003	999		New Years Day								0.00
SUBTOTALS INDIRECT LABOR:					**0.00**	**0.00**	**0.00**	**0.00**	**0.00**	**0.00**	**0.00**	**0.00**
				TOTAL HOURS	**5.00**	**0.00**	**8.00**	**8.00**	**8.00**	**8.00**	**8.00**	**45.00**

Larry K. Stanley (Employee)

Randy Brown - Supervisor

REGULAR HOURS: 40.00
OVERTIME O/T HOURS: 5.00
HOLIDAY/LEAVE HOURS: 0.00

WE 1006171960
PO 5000097615

WEEKLY TIME LOG

Employee #090097 **Donnie Walker** **Week Ending: 02/16/18**

TENNESSEE AMERICAN WATER WORK ORDER INFORMATION

Work Order #'s	PO Number	TE Phase	Work Order Description	SAT 2/10	SUN 2/11	MON 2/12	TUE 2/13	WED 2/14	THU 2/15	FRI 2/16	TOTALS
R26-02B1.16-P-0005	5000075518	15	Center Street Main Replacement								0.00
R26-05A1.17-P-0002	5000078833	20	Valley View								0.00
R26-02B1.17-P-0004	5000069451	06	Cain Ave.8",6"4"&FHs			3.00	3.00	3.00			9.00
R26-02B1.18-P-0002	5000097615	03	Hanover Main Repl.							2.00	2.00
R26-O2B1.17-P-0015	5000088705	35	Edgemon Forrest			3.00	3.00	3.00	4.00	4.00	17.00
D26-0201-P-0529			Carnell Court								0.00
D26-0201-P-O533			Dorchester Rd.								0.00
R26-02B1.16-P-0006	5000087581	34	Semi Cir.								0.00
D26-0201-P-0532	5000090356	38	Camp Jordan Parkway 12"Main Stub Out						2.00		2.00
R26-02D1.17-P-0009	5000092370	42	MLK Remove @Replace 12" Main								0.00
		41	River Rock Cove F/H Inspection								0.00
D26-0201-P-0534	5000092694	43	Elam Publix								0.00
	5000093510	****	Non-Work Order Related			2.00	2.00	2.00	2.00	2.00	10.00
TOTAL WORK ORDER LABOR				**0.00**	**0.00**	**8.00**	**8.00**	**8.00**	**8.00**	**8.00**	**40.00**

Work Order #'s	PO Number	TE Phase	Mileage Description	SAT 2/10	SUN 2/11	MON 2/12	TUE 2/13	WED 2/14	THU 2/15	FRI 2/16	TOTALS
R26-02B1.16-P-0005	5000075518	15	Center Street Main Replacement								0.00
R26-05A1.17-P-0002	5000078833	20	Valley View								0.00
R26-02B1.17-P-0004	5000069451	06	Cain Ave.8",6"4"&FHs								0.00
R26-02B1.18-P-0002	5000097615	03	Hanover Main Repl.			36	31	40			107.00
R26-O2B1.17-P-0015	5000088705	35	Edgemon Forrest							25	25.00
D26-0201-P-0529	0	0	Carnell Court			35.00	20.00	20.00	25.00	35.00	135.00
D26-0201-P-O533	0	0	Dorchester Rd.								0.00
R26-02B1.16-P-0006	5000087581	34	Semi Cir.								0.00
D26-0201-P-0532	5000090356	38	Camp Jordan Parkway 12"Main Stub Out								0.00
R26-02D1.17-P-0009	5000092370	42	MLK Remove @Replace 12" Main						21.00		21.00
0	0	41	River Rock Cove F/H Inspection								0.00
D26-0201-P-0534	5000092694	43	Elam Publix								0.00
0	5000093510	01	Non-Work Order Related								0.00
						46.00	52.00	46.00	46.00	45.00	235.00
TOTAL WORK ORDER MILEAGE				**0.00**	**0.00**	**117.00**	**103.00**	**106.00**	**92.00**	**105.00**	**523.00**

THOMPSON DIRECT & INDIRECT LABOR

PROJECT NAME	PROJECT #	PHASE	CLASS	DESCRIPTION	SAT 2/10	SUN 2/11	MON 2/12	TUE 2/13	WED 2/14	THU 2/15	FRI 2/16	TOTALS
Tennessee American Water	18-1109-0001	1			0.00	0.00	8.00	8.00	8.00	8.00	8.00	40.00
												0.00
THOMPSON DIRECT LABOR TOTAL												0.00

THOMPSON DIRECT PROJECT MILEAGE

0	0		0									0.00
0	0		0									0.00
TOTAL WORK ORDER MILEAGE					**0.00**	**0.00**	**0.00**	**0.00**	**0.00**	**0.00**	**0.00**	**0.00**
SUBTOTAL DIRECT LABOR					**0.00**	**0.00**						**0.00**
Indirect Labor	18-9999-0000	999										0.00
Indirect Labor	18-9999-0001	999		Vacation Leave								0.00
Holiday Leave	18-9999-0003	999		Holiday Leave								0.00
Holiday Leave	18-9999-0000	999		Floating Holiday								0.00
SUBTOTALS INDIRECT LABOR:					**0.00**	**0.00**	**0.00**	**0.00**	**0.00**	**0.00**	**0.00**	**0.00**
				TOTAL HOURS	**0.00**	**0.00**	**8.00**	**8.00**	**8.00**	**8.00**	**8.00**	**40.00**

Donald L Walker - Employee

Randy Brown - Supervisor

REGULAR HOURS: 40.00
OVERTIME O/T HOURS: 0.00
HOLIDAY/LEAVE HOURS: 0.00

WE 1006171960
PO 5000097615

WEEKLY TIME LOG

Employee #090097 **Donnie Walker** **Week Ending: 02/23/18**

TENNESSEE AMERICAN WATER WORK ORDER INFORMATION

Work Order #'s	PO Number	TE Phase	Work Order Description	SAT 2/17	SUN 2/18	MON 2/19	TUE 2/20	WED 2/21	THU 2/22	FRI 2/23	TOTALS
R26-02B1.16-P-0005	5000075518	15	Center Street Main Replacement								0.00
R26-05A1.17-P-0002	5000078833	20	Valley View								0.00
R26-02B1.17-P-0004	5000069451	06	Cain Ave.8",6"4"&FHs								0.00
R26-02B1.18-P-0002	5000097615	03	Hanover Main Repl.			2.00	3.00	3.00	3.00		11.00
R26-O2B1.17-P-0015	5000088705	35	Edgemon Forrest			4.00	3.00	3.00	3.00	3.00	16.00
D26-0201-P-0529			Carnell Court								0.00
D26-0201-P-O533	5000097337	02	Dorchester Rd.							3.00	3.00
R26-02B1.16-P-0006	5000087581	34	Semi Cir.								0.00
D26-0201-P-0532	5000090356	38	Camp Jordan Parkway 12"Main Stub Out								0.00
R26-02D1.17-P-0009	5000092370	42	MLK Remove @Replace 12" Main								0.00
		41	River Rock Cove F/H Inspection								0.00
D26-0201-P-0534	5000092694	43	Elam Publix								0.00
	5000093510	****	Non-Work Order Related			2.00	2.00	2.00	2.00	2.00	10.00
TOTAL WORK ORDER LABOR				0.00	0.00	8.00	8.00	8.00	8.00	8.00	40.00

Work Order #'s	PO Number	TE Phase	Mileage Description	SAT 2/17	SUN 2/18	MON 2/19	TUE 2/20	WED 2/21	THU 2/22	FRI 2/23	TOTALS
R26-02B1.16-P-0005	5000075518	15	Center Street Main Replacement								0.00
R26-05A1.17-P-0002	5000078833	20	Valley View								0.00
R26-02B1.17-P-0004	5000069451	06	Cain Ave.8",6"4"&FHs								0.00
R26-02B1.18-P-0002	5000097615	03	Hanover Main Repl.			32	25	38	25	~~25~~	~~120.00~~ 120.00
R26-O2B1.17-P-0015	5000088705	35	Edgemon Forrest			45.00	48.00	34.00	35.00	40.00	202.00
D26-0201-P-0529	0	0	Carnell Court								0.00
D26-0201-P-O533	5000097337	02	Dorchester Rd.							25	~~0.00~~ 25
R26-02B1.16-P-0006	5000087581	34	Semi Cir.								0.00
D26-0201-P-0532	5000090356	38	Camp Jordan Parkway 12"Main Stub Out								0.00
R26-02D1.17-P-0009	5000092370	42	MLK Remove @Replace 12" Main								0.00
0	0	41	River Rock Cove F/H Inspection								0.00
D26-0201-P-0534	5000092694	43	Elam Publix								0.00
0	5000093510	****	Non-Work Order Related								0.00
TOTAL WORK ORDER MILEAGE				0.00	0.00	77	73	72	60	65	342 / 689

THOMPSON DIRECT & INDIRECT LABOR

PROJECT NAME	PROJECT #	PHASE	CLASS	DESCRIPTION	SAT 2/17	SUN 2/18	MON 2/19	TUE 2/20	WED 2/21	THU 2/22	FRI 2/23	TOTALS
Tennessee American Water	18-1109-0001	1			0.00	0.00	8.00	8.00	8.00	8.00	8.00	40.00
												0.00
THOMPSON DIRECT LABOR TOTAL												0.00
THOMPSON DIRECT PROJECT MILEAGE												
0	0		0									0.00
0	0		0									0.00
TOTAL THOMPSON DIRECT MILEAGE					0.00	0.00	0.00	0.00	0.00	0.00	0.00	0.00
SUBTOTAL DIRECT LABOR					0.00	0.00						0.00
Indirect Labor	18-9999-0000	999										0.00
Indirect Labor	18-9999-0001	999		Vacation Leave								0.00
Holiday Leave	18-9999-0003	999		Holiday Leave								0.00
Holiday Leave	18-9999-0000	999		Floating Holiday								0.00
SUBTOTALS INDIRECT LABOR:					0.00	0.00	0.00	0.00	0.00	0.00	0.00	0.00
TOTAL HOURS					0.00	0.00	8.00	8.00	8.00	8.00	8.00	40.00

Donald L Walker - Employee

Randy Brown - Supervisor

REGULAR HOURS: 40.00
OVERTIME O/T HOURS: 0.00
HOLIDAY/LEAVE HOURS: 0.00

WE 1006171960
PO 5000097615

WEEKLY TIME LOG

Employee # 090299 **Steven Betty** **Week Ending: 02/16/18** **Page 1 of 3**

Work Order #'s	PO Number	TE Phase	Work Order Description	SAT 2/10	SUN 2/11	MON 2/12	TUE 2/13	WED 2/14	THU 2/15	FRI 2/16	TOTALS
R26-02B1.17-P-0004	5000069451	06	Cain Ave. - 8", 6", 4" & FHs			2.00	3.00	2.00	2.00		9.00
											0.00
R26-02B1.17-P-0017	5000087397	33	Edgefield Drive - 4" Main								0.00
R26-02B1.16-P-0006	5000087581	34	Semi Circle - 8", 6", 4" & FHs								0.00
R26-02B1.17-P-0016	5000084649	30	Paden Lane - 6", 4" & FH			2.00				2.00	4.00
D26-0201.P-0534	5000092694	43	Elam Publix							2.00	2.00
D26-0201-P-0532	5000090356	38	Camp Jordan Parkway - 12" Main & Stub-out								0.00
R26-02B1.17-P-0015	5000088705	35	Edgemon Forrest Lane - 6" & 4" Mains & FHs						2.00		2.00
R26-02D1.17-P.0009	5000092370	42	MLK Remove and replace 12" main								0.00
R26-02A1-17-P-0003	5000092088	40	804 Riverfront Parkway 4" main								0.00
		41	River Rock Cove FH Inspection								0.00
D26-0201-P-0533	5000097337	02	Dorchester			2.00	3.00	4.00			9.00
R26-02B1.18-P-0002	5000097615	03	Hanover Main Replacement						2.00	3.00	5.00
	5000093510	01	Non-Work Order Related			2.00	2.00	2.00	2.00	1.00	9.00
TOTAL WORK ORDER LABOR				**0.00**	**0.00**	**8.00**	**8.00**	**8.00**	**8.00**	**8.00**	**40.00**

Work Order #'s	PO Number	TE Phase	Mileage Description	SAT 2/10	SUN 2/11	MON 2/12	TUE 2/13	WED 2/14	THU 2/15	FRI 2/16	TOTALS
R26-02B1.17-P-0004	5000069451	06	Cain Ave. - 8", 6", 4" & FHs			17.00	25.00	27.00	21.00		90.00
											0.00
R26-02B1.17-P-0017	5000087397	33	Edgefield Drive - 4" Main								0.00
R26-02B1.16-P-0006	5000087581	34	Semi Circle - 8", 6", 4" & FHs								0.00
R26-02B1.17-P-0016	5000084649	30	Paden Lane - 6", 4" & FH			21.00				22.00	43.00
D26-0201.P-0534	5000092694	42	Elam Publix								0.00
D26-0201-P-0532	5000090356	38	Camp Jordan Parkway - 12" Main & Stub-out							26.00	26.00
R26-02B1.17-P-0015	5000088705	35	Edgemon Forrest Lane - 6" & 4" Mains & FHs						19.00		19.00
R26-02D1.17-P.0009	5000092370	42	MLK Remove and replace 12" main								0.00
R26-02A1-17-P-0003	5000092088	40	804 Riverfront Parkway 4" main								0.00
		41	River Rock Cove FH Inspection								0.00
D26-0201-P-0533	5000097337	02	Dorchester			24.00	33.00	21.00			78.00
R26-02B1.18-P-0002	5000097615	D3	Hanover Main Replacement						23.00	17.00	40.00
	5000093510	****	Non-Work Order Related			13.00	12.00	17.00	14.00	12.00	68.00
TOTAL WORK ORDER MILEAGE				**0.00**	**0.00**	**75.00**	**70.00**	**65.00**	**77.00**	**77.00**	**364.00**

THOMPSON DIRECT & INDIRECT LABOR

PROJECT NAME	PROJECT #	PHASE	CLASS	DESCRIPTION	SAT 2/10	SUN 2/11	MON 2/12	TUE 2/13	WED 2/14	THU 2/15	FRI 2/16	TOTALS
Tennessee American Water	18-1109-0001	1			0.00	0.00	0.00	0.00	0.00	0.00	0.00	0.00
												0.00
THOMPSON DIRECT LABOR TOTAL					0.00	0.00	0.00	0.00	0.00	0.00	0.00	0.00
THOMPSON DIRECT PROJECT MILEAGE												
												0.00
												0.00
TOTAL WORK ORDER MILEAGE					**0.00**	**0.00**	**0.00**	**0.00**	**0.00**	**0.00**	**0.00**	**0.00**
SUBTOTAL DIRECT LABOR					**0.00**	**0.00**	**0.00**	**0.00**	**0.00**	**0.00**	**0.00**	**0.00**
Indirect Labor	18-9999-0000	999										0.00
Indirect Labor	18-9999-0004	999		Floating Holiday								0.00
Annual Leave	18-9999-0001	999		Vacation								0.00
Holiday Leave	18-9999-0003	999										0.00
SUBTOTALS INDIRECT LABOR:					**0.00**	**0.00**	**0.00**	**0.00**	**0.00**	**0.00**	**0.00**	**0.00**
				TOTAL HOURS	**0.00**	**0.00**	**0.00**	**0.00**	**0.00**	**0.00**	**0.00**	**40.00**

REGULAR HOURS: 40.00
OVERTIME O/T HOURS:
HOLIDAY/LEAVE HOURS:

Steven W. Betty
Steven W Betty (Employeee)

Randy Brown
Randy Brown - Supervisor

WE 1006171960
PO 5000097615

WEEKLY TIME LOG

Employee # 090299 **Steven Betty** **Week Ending: 02/23/18**

Work Order #'s	PO Number	TE Phase	Work Order Description	SAT 2/17	SUN 2/18	MON 2/19	TUE 2/20	WED 2/21	THU 2/22	FRI 2/23	TOTALS
R26-02B1.17-P-0004	5000069451	06	Cain Ave. - 8", 6", 4" & FHs				1.00		2.00		3.00
		41	River Rock Cove FH Inspection								0.00
R26-02B1.17-P-0017	5000087397	33	Edgefield Drive - 4" Main								0.00
R26-02B1.16-P-0006	5000087581	34	Semi Circle - 8", 6", 4" & FHs								0.00
R26-02B1.17-P-0016	5000084649	30	Paden Lane - 6", 4" & FH							2.00	2.00
D26-0201.P-0534	5000092694	43	Elam Publix			2.00	2.00				4.00
D26-0201-P-0532	5000090356	38	Camp Jordan Parkway - 12" Main & Stub-out							2.00	2.00
R26-02B1.17-P-0015	5000088705	35	Edgemon Forrest Lane - 6" & 4" Mains & FHs								0.00
R26-02D1.17-P.0009	5000092370	42	MLK Remove and replace 12" main			2.00		2.00	2.00		6.00
R26-02A1-17-P-0003	5000092088	40	804 Riverfront Parkway 4" main								0.00
D26-0201-P-0533	5000097337	02	Dorchester								0.00
R26-02B1.18-P-0002	5000097615	03	Hanover Main Replacement			2.00	3.00	4.00			9.00
									2.00	3.00	5.00
	5000093510	01	Non-Work Order Related								0.00
TOTAL WORK ORDER LABOR				0.00	0.00	2.00	2.00	2.00	2.00	1.00	9.00
				0.00	0.00	8.00	8.00	8.00	8.00	8.00	40.00

Work Order #'s	PO Number	TE Phase	Mileage Description	SAT 2/17	SUN 2/18	MON 2/19	TUE 2/20	WED 2/21	THU 2/22	FRI 2/23	TOTALS
R26-02B1.17-P-0004	5000069451	06	Cain Ave. - 8", 6", 4" & FHs				14.00		17.00		31.00
		41	River Rock Cove FH Inspection								0.00
R26-02B1.17-P-0017	5000087397	33	Edgefield Drive - 4" Main								0.00
R26-02B1.16-P-0006	5000087581	34	Semi Circle - 8", 6", 4" & FHs								0.00
R26-02B1.17-P-0016	5000084649	30	Paden Lane - 6", 4" & FH							22.00	22.00
D26-0201.P-0534	5000092694	43	Elam Publix			21.00	16.00				37.00
D26-0201-P-0532	5000090356	38	Camp Jordan Parkway - 12" Main & Stub-out							26.00	26.00
R26-02B1.17-P-0015	5000088705	35	Edgemon Forrest Lane - 6" & 4" Mains & FHs								0.00
R26-02D1.17-P.0009	5000092370	42	MLK Remove and replace 12" main			20.00		22.00	19.00		61.00
R26-02A1-17-P-0003	5000092088	40	804 Riverfront Parkway 4" main								0.00
D26-0201-P-0533	5000097337	02	Dorchester								0.00
R26-02B1.18-P-0002	5000097615	03	Hanover Main Replacement			24.00	33.00	21.00			78.00
									23.00	17.00	40.00
	5000093510	01	Non-Work Order Related								0.00
TOTAL WORK ORDER MILEAGE				0.00	0.00	13.00	12.00	17.00	14.00	12.00	68.00
				0.00	0.00	78.00	75.00	60.00	73.00	77.00	363.00

THOMPSON DIRECT & INDIRECT LABOR

PROJECT NAME	PROJECT #	PHASE	CLASS	DESCRIPTION	SAT 2/17	SUN 2/18	MON 2/19	TUE 2/20	WED 2/21	THU 2/22	FRI 2/23	TOTALS
Tennessee American Water	18-1109-0001	1			0.00	0.00	0.00	0.00	0.00	0.00	0.00	0.00
												0.00
THOMPSON DIRECT LABOR TOTAL					0.00	0.00	0.00	0.00	0.00	0.00	0.00	0.00
THOMPSON DIRECT PROJECT MILEAGE												
												0.00
												0.00
TOTAL WORK ORDER MILEAGE					0.00	0.00	0.00	0.00	0.00	0.00	0.00	0.00
SUBTOTAL DIRECT LABOR					0.00	0.00	0.00	0.00	0.00	0.00	0.00	0.00
Indirect Labor	18-9999-0000	999										0.00
Indirect Labor	18-9999-0004	999		Floating Holiday								0.00
Annual Leave	18-9999-0001	999		Vacation								0.00
Holiday Leave	18-9999-0003	999										0.00
SUBTOTALS INDIRECT LABOR:					0.00	0.00	0.00	0.00	0.00	0.00	0.00	0.00
				TOTAL HOURS	0.00	0.00	0.00	0.00	0.00	0.00	0.00	40.00

Steven W. Betty — Steven W Betty (Employeee)

Randy Brown — Randy Brown - Supervisor

REGULAR HOURS: 40.00
OVERTIME O/T HOURS:
HOLIDAY/LEAVE HOURS:

WE 1006171960
PO 5000097615

WEEKLY TIME LOG

Employee #090299 **Steven W Betty** **Week Ending: 03/02/18** **Page 1 of 3**

Work Order #'s	PO Number	TE Phase	Work Order Description	SAT 2/24	SUN 2/25	MON 2/26	TUE 2/27	WED 2/28	THU 3/1	FRI 3/2	TOTALS
R26-02B1.17-P-0004	5000069451	06	Cain Ave. - 8", 6", 4" & FHs								0.00
R26-02B1.16-P-0006	5000087581	34	Semi Circle - 8", 6", 4" & FHs								0.00
R26-02B1.17-P-0016	5000084649	30	Paden Lane - 6", 4" & FH				2.00	3.00		2.00	7.00
D26-0201-P-0532	5000090356	38	Camp Jordan Parkway - 12" Main & Stub-out				2.00	2.00			4.00
R26-02B1.17-P-0015	5000088705	35	Edgemon Forrest Lane - 6" & 4" Mains & FHs								0.00
R26-02D1.17-P-0009	5000092370	42	ML King Blvd. - Relocate 12" Main								0.00
R26-02A1.17-P-0003	5000092088	40	804 Riverfront Parkway - 6" Main & FH								0.00
D26-0201-P-0534	5000092694	43	Elam/Publix - 8" Main & FH								0.00
D26-0201-P-0529	5000087236	32	Carnell Court - 8" & 6" Main & FH								0.00
D26-0201-P-0533	5000097337	02	Dorchester Road - 4" Main						1.00		1.00
R26-02B1.18-P-0002	5000097615	03	Hanover St. - 6" Main & Fh			6.00	3.00	1.00	5.00	3.00	18.00
R26-02D1.18-P-0008	5000090435	39	Camp Jordan Parkway - Relocate 12"							2.00	2.00
	5000093510	****	Non-Work Order Related			2.00	1.00	2.00	2.00	1.00	8.00
TOTAL WORK ORDER LABOR				**0.00**	**0.00**	**8.00**	**8.00**	**8.00**	**8.00**	**8.00**	**40.00**

Work Order #'s	PO Number	TE Phase	Mileage Description	SAT 2/24	SUN 2/25	MON 2/26	TUE 2/27	WED 2/28	THU 3/1	FRI 3/2	TOTALS
R26-02B1.17-P-0004	5000069451	06	Cain Ave. - 8", 6", 4" & FHs								0.00
R26-02B1.16-P-0006	5000087581	34	Semi Circle - 8", 6", 4" & FHs								0.00
R26-02B1.17-P-0016	5000084649	30	Paden Lane - 6", 4" & FH				24.00	21.00		27.00	72.00
D26-0201-P-0532	5000090356	38	Camp Jordan Parkway - 12" Main & Stub-out				31.00	18.00			49.00
R26-02B1.17-P-0015	5000088705	35	Edgemon Forrest Lane - 6" & 4" Mains & FHs								0.00
R26-02D1.17-P-0009	5000092370	42	ML King Blvd. - Relocate 12" Main								0.00
R26-02A1.17-P-0003	5000092088	40	804 Riverfront Parkway - 6" Main & FH								0.00
D26-0201-P-0534	5000092694	43	Elam/Publix - 8" Main & FH								0.00
D26-0201-P-0529	5000087236	32	Carnell Court - 8" & 6" Main & FH								0.00
D26-0201-P-0533	5000097337	02	Dorchester Road - 4" Main						21.00		21.00
R26-02B1.18-P-0002	5000097615	03	Hanover St. - 6" Main & Fh			25.00	21.00	21.00	19.00	26.00	112.00
R26-02D1.18-P-0008	5000090435	39	Camp Jordan Parkway - Relocate 12"							24.00	24.00
	5000093510	****	Non-Work Order Related			15.00	17.00	11.00	19.00	14.00	76.00
TOTAL WORK ORDER MILEAGE				**0.00**	**0.00**	**40.00**	**93.00**	**71.00**	**59.00**	**91.00**	**354.00**

THOMPSON DIRECT & INDIRECT LABOR

PROJECT NAME	PROJECT #	PHASE	CLASS	DESCRIPTION	SAT 2/24	SUN 2/25	MON 2/26	TUE 2/27	WED 2/28	THU 3/1	FRI 3/2	TOTALS
Tennessee American Water	18-1109-0001	1			0.00	0.00	8.00	8.00	8.00	8.00	8.00	40.00
												0.00
												0.00
THOMPSON DIRECT LABOR TOTAL					0.00	0.00	8.00	8.00	8.00	8.00	8.00	40.00

THOMPSON DIRECT PROJECT MILEAGE

			0									0.00
TOTAL WORK ORDER MILEAGE					**0.00**	**0.00**	**0.00**	**0.00**	**0.00**	**0.00**	**0.00**	**0.00**
SUBTOTAL DIRECT LABOR					**0.00**	**0.00**	**8.00**	**8.00**	**8.00**	**8.00**	**8.00**	**40.00**
Indirect Labor	18-9999-0000	999										**0.00**
Indirect Labor	18-9999-0004	999		Floating Holiday								**0.00**
Annual Leave	18-9999-0001	999		Vacation								**0.00**
Holiday Leave	18-9999-0003	999		New Years Day								**0.00**
SUBTOTALS INDIRECT LABOR:					**0.00**	**0.00**	**0.00**	**0.00**	**0.00**	**0.00**	**0.00**	**0.00**
				TOTAL HOURS	**0.00**	**0.00**	**8.00**	**8.00**	**8.00**	**8.00**	**8.00**	**40.00**

REGULAR HOURS: 40.00
OVERTIME O/T HOURS: 0.00
HOLIDAY/LEAVE HOURS: 0.00

Steven W. Betty
Steven W Betty (Employee)

Randy Brown
Randy Brown - Supervisor

WE 1006217589
PO 5000097615

thompson
ENGINEERING

Tennessee American Water Company
PO Box 5608
Cherry Hill NJ 08034
Attention: Grady.Stout@amwater.com

Invoice # : 18032666
Project : 1811090001
Project Name : TAW - 2018 Chattanooga Inspectic
Invoice Group : 03
Invoice Date : 4/12/2018
P.M. : RANDY FRANKLIN BROWN

For Professional Services Rendered through: 3/30/2018

PO #5000097615; R26-02B1.18-P-0002 - Hanover Inspections

Salaries		
Rate Schedule Labor	4,960.00	
Total Salaries		4,960.00
Expenses		
Unit Pricing - Rate	343.85	
Total Expenses		343.85
Amount Due This Invoice **		5,303.85

Please reference invoice number 18032666 when remitting payment.

All charges are due and payable thirty (30) days from the date of this invoice. If the invoice is not paid within 30 days, contractual interest (or, if not specified in the contract, the maximum interest rate allowed by law) will be charged. In addition to interest, the payor will be responsible for payment of all collection expenses, including court costs and attorney fees for collection of any past

2970 Cottage Hill Road, Suite 190
Mobile, AL 36606
251.666.2443 ph / 251.666.6422 fax
www.thompsonengineering.com

WE 1006217589
PO 5000097615

Project : 1811090001 -- TAW - 2018 Chattanooga Inspections **Invoice # : 18032666**

Phase : 03 -- Hanover Inspections

Rate Schedule Labor

Class / Employee Name	*Date*	*Hours*	*Rate*	*Amount*
Level II Inspector				
LARRY STANLEY	3/6/2018	3.00	80.00	240.00
	3/8/2018	2.00	80.00	160.00
	3/9/2018	4.00	80.00	320.00
		9.00		720.00
DONALD WALKER	3/7/2018	4.00	80.00	320.00
STEVEN BETTY	3/5/2018	6.00	80.00	480.00
	3/6/2018	3.00	80.00	240.00
	3/7/2018	2.00	80.00	160.00
	3/8/2018	2.00	80.00	160.00
	3/9/2018	2.00	80.00	160.00
	3/12/2018	6.00	80.00	480.00
	3/13/2018	2.00	80.00	160.00
	3/15/2018	2.00	80.00	160.00
	3/16/2018	3.00	80.00	240.00
	3/19/2018	3.00	80.00	240.00
	3/20/2018	3.00	80.00	240.00
	3/21/2018	2.00	80.00	160.00
	3/22/2018	2.00	80.00	160.00
	3/23/2018	2.00	80.00	160.00
	3/26/2018	3.00	80.00	240.00
	3/27/2018	2.00	80.00	160.00
	3/28/2018	2.00	80.00	160.00
	3/29/2018	2.00	80.00	160.00
		49.00		3,920.00
Total: Level II Inspector		62.00		4,960.00
			Rate Schedule Labor	***4,960.00***

Unit Pricing Expenses

Vendor / Employee Name	*Doc Nbr*	*Date*	*Units*	*Rate*	*Amount*
Unit Pricing - Mileage					
Federal Rate Mileage					
LARRY STANLEY	101790	3/6/2018	29.00	0.6500	18.85
	101790	3/8/2018	7.00	0.6500	4.55
	101790	3/9/2018	30.00	0.6500	19.50
	101957	3/16/2018	21.00	0.6500	13.65
			87.00		56.55
DONALD WALKER	101789	3/7/2018	20.00	0.6500	13.00
STEVEN BETTY	101796	3/5/2018	25.00	0.6500	16.25
	101796	3/6/2018	29.00	0.6500	18.85
	101796	3/7/2018	9.00	0.6500	5.85
	101796	3/8/2018	19.00	0.6500	12.35
	101796	3/9/2018	20.00	0.6500	13.00
	101959	3/12/2018	25.00	0.6500	16.25
	101959	3/13/2018	21.00	0.6500	13.65
	101959	3/15/2018	16.00	0.6500	10.40
	101959	3/16/2018	23.00	0.6500	14.95
	102107	3/19/2018	26.00	0.6500	16.90

WE 1006217589
PO 5000097615

Project : 1811090001 -- TAW - 2018 Chattanooga Inspections **Invoice # : 18032666**

Phase : 03 -- Hanover Inspections

Unit Pricing Expenses

Vendor / Employee Name	*Doc Nbr*	*Date*	*Units*	*Rate*	*Amount*
Unit Pricing - Mileage					
Federal Rate Mileage					
STEVEN BETTY	102107	3/20/2018	31.00	0.6500	20.15
	102107	3/21/2018	22.00	0.6500	14.30
	102107	3/22/2018	29.00	0.6500	18.85
	102107	3/23/2018	22.00	0.6500	14.30
	102346	3/26/2018	26.00	0.6500	16.90
	102346	3/27/2018	31.00	0.6500	20.15
	102346	3/28/2018	22.00	0.6500	14.30
	102346	3/29/2018	26.00	0.6500	16.90
			422.00		274.30
Total: Unit Pricing - Mileage					343.85
		Unit Pricing			***343.85***

Total Phase : 03 -- Hanover Inspections

Labor :	**4,960.00**
Expense :	**343.85**

Total Project: 1811090001 -- TAW - 2018 Chattanooga Inspections **5,303.85**

WE 1006217589
PO 5000097615

WEEKLY TIME LOG

Employee #089269 Larry K. Stanley — **Week Ending:** 03/09/18 —

Work Order #'s	PO Number	TE Phase	Work Order Description	SAT 3/3	SUN 3/4	MON 3/5	TUE 3/6	WED 3/7	THU 3/8	FRI 3/9	TOTALS
R26-02B1.17-P-0004	5000069451	06	Cain Ave. - 8", 6", 4" & FHs					1.00	2.00		3.00
R26-02B1.16-P-0006	5000087581	34	Semi Circle - 8", 6", 4" & FHs				3.00	2.00	2.00		7.00
R26-02B1.17-P-0016	5000084649	30	Paden Lane - 6", 4" & FH			3.00					3.00
D26-0201-P-0532	5000090356	38	Camp Jordan Parkway - 12" Main & Stub-out								0.00
R26-02B1.17-P-0015	5000088705	35	Edgemon Forrest Lane - 6" & 4" Mains & FHs			1.00		1.00	1.00		3.00
R26-02D1.17-P-0009	5000092370	42	ML King Blvd. - Relocate 12" Main						1.00		1.00
R26-02A1.17-P-0003	5000092088	40	804 Riverfront Parkway - 6" Main & FH					1.00			1.00
D26-0201-P-0534	5000092694	43	Elam/Publix - 8" Main & FH					1.00		2.00	3.00
D26-0201-P-0533	5000097337	02	Dorchester Road - 4" Main								0.00
R26-02B1.18-P-0002	5000097615	03	Hanover St. - 6" Main & Fh				3.00		2.00	4.00	9.00
R26-02D1.18-P-0008	5000090435	39	Camp Jordan Parkway - Relocate 12"			4.00	1.00	1.00			6.00
											0.00
	5000093510	****	Non-Work Order Related				1.00	1.00		2.00	4.00
TOTAL WORK ORDER LABOR				**0.00**	**0.00**	**8.00**	**8.00**	**8.00**	**8.00**	**8.00**	**40.00**

Work Order #'s	PO Number	TE Phase	Mileage Description	SAT 3/3	SUN 3/4	MON 3/5	TUE 3/6	WED 3/7	THU 3/8	FRI 3/9	TOTALS
R26-02B1.17-P-0004	5000069451	06	Cain Ave. - 8", 6", 4" & FHs					3.00	15.00		18.00
R26-02B1.16-P-0006	5000087581	34	Semi Circle - 8", 6", 4" & FHs				29.00	23.00	5.00		57.00
R26-02B1.17-P-0016	5000084649	30	Paden Lane - 6", 4" & FH			27.00					27.00
D26-0201-P-0532	5000090356	38	Camp Jordan Parkway - 12" Main & Stub-out								0.00
R26-02B1.17-P-0015	5000088705	35	Edgemon Forrest Lane - 6" & 4" Mains & FHs			9.00		3.00	3.00		15.00
R26-02D1.17-P-0009	5000092370	42	ML King Blvd. - Relocate 12" Main						3.00		3.00
R26-02A1.17-P-0003	5000092088	40	804 Riverfront Parkway - 6" Main & FH					3.00			3.00
D26-0201-P-0534	5000092694	43	Elam/Publix - 8" Main & FH					3.00		25.00	28.00
D26-0201-P-0533	5000097337	02	Dorchester Road - 4" Main								0.00
R26-02B1.18-P-0002	5000097615	03	Hanover St. - 6" Main & Fh				29.00		7.00	30.00	66.00
R26-02D1.18-P-0008	5000090435	39	Camp Jordan Parkway - Relocate 12"			33.00	3.00				36.00
0	0	0	0							~~6.00~~	~~6.00~~
	5000093510	****	Non-Work Order Related				3.00	3.00		5.00	~~6.00~~ 11.00
TOTAL WORK ORDER MILEAGE				**0.00**	**0.00**	**69.00**	**64.00**	**38.00**	**33.00**	**60.00**	~~264.00~~ 264.00 Total

THOMPSON DIRECT & INDIRECT LABOR

PROJECT NAME	PROJECT #	PHASE	CLASS	DESCRIPTION	SAT 3/3	SUN 3/4	MON 3/5	TUE 3/6	WED 3/7	THU 3/8	FRI 3/9	TOTALS
Tennessee American Water	18-1109-0001	1			0.00	0.00	8.00	8.00	8.00	8.00	8.00	40.00
Arnold AFB Water Main	15-1109-0018	*****	003									0.00
Chickamauga Creek Grnwy	10-4030-0002											0.00
THOMPSON DIRECT LABOR TOTAL					0.00	0.00	8.00	8.00	8.00	8.00	8.00	40.00
THOMPSON DIRECT PROJECT MILEAGE												
Arnold AFB Water Main	15-1109-0018		003									0.00
Chickamauga Creek Grnwy	10-4030-0002		0									0.00
TOTAL WORK ORDER MILEAGE					**0.00**	**0.00**	**0.00**	**0.00**	**0.00**	**0.00**	**0.00**	**0.00**
SUBTOTAL DIRECT LABOR					**0.00**	**0.00**	**8.00**	**8.00**	**8.00**	**8.00**	**8.00**	**40.00**
Indirect Labor	18-9999-0000	999										0.00
Indirect Labor	18-9999-0004	999		Floating Holiday								0.00
Annual Leave	18-9999-0001	999		Vacation								0.00
Holiday Leave	18-9999-0003	999		New Years Day								0.00
SUBTOTALS INDIRECT LABOR:					**0.00**	**0.00**	**0.00**	**0.00**	**0.00**	**0.00**	**0.00**	**0.00**
				TOTAL HOURS	**0.00**	**0.00**	**8.00**	**8.00**	**8.00**	**8.00**	**8.00**	**40.00**

REGULAR HOURS: 40.00
OVERTIME O/T HOURS: 0.00
HOLIDAY/LEAVE HOURS: 0.00

Larry K. Stanley (Employee)

Randy Brown - Supervisor

WE 1006217589
PO 5000097615

WEEKLY TIME LOG

Employee #090097 Donnie Walker — Week Ending: 03/09/18 — Page 1 of 3

TENNESSEE AMERICAN WATER WORK ORDER INFORMATION

Work Order #'s	PO Number	TE Phase	Work Order Description	SAT 3/3	SUN 3/4	MON 3/5	TUE 3/6	WED 3/7	THU 3/8	FRI 3/9	TOTALS
R26-02B1.16-P-0005	5000075518	15	Center Street Main Replacement								0.00
R26-05A1.17-P-0002	5000078833	20	Valley View								0.00
R26-02B1.17-P-0004	5000069451	06	Cain Ave.8",6"4"&FHs								0.00
R26-02B1.18-P-0002	5000097615	03	Hanover Main Repl.					4.00			4.00
R26-O2B1.17-P-0015	5000088705	35	Edgemon Forrest								0.00
D26-0201-P-0529			Carnell Court								0.00
D26-0201-P-O533	5000097337	02	Dorchester Rd.								0.00
R26-02B1.16-P-0006	5000087581	34	Semi Cir.								0.00
D26-0201-P-0532	5000090356	38	Camp Jordan Parkway 12"Main Stub Out						6.00		6.00
R26-02B1.17-P-0016	5000084643	30	Paden Lane Main Replacement					4.00		3.00	7.00
		41	River Rock Cove F/H Inspection								0.00
D26-0201-P-0534	5000092694	43	Elam Publix							3.00	3.00
	5000093510	01	Non-Work Order Related						2.00	2.00	4.00
TOTAL WORK ORDER LABOR				**0.00**	**0.00**	**0.00**	**0.00**	**8.00**	**8.00**	**8.00**	**24.00**

Work Order #'s	PO Number	TE Phase	Mileage Description	SAT 3/3	SUN 3/4	MON 3/5	TUE 3/6	WED 3/7	THU 3/8	FRI 3/9	TOTALS
R26-02B1.16-P-0005	5000075518	15	Center Street Main Replacement								0.00
R26-05A1.17-P-0002	5000078833	20	Valley View								0.00
R26-02B1.17-P-0004	5000069451	06	Cain Ave.8",6"4"&FHs								0.00
R26-02B1.18-P-0002	5000097615	03	Hanover Main Repl.					20			20.00
R26-O2B1.17-P-0015	5000088705	35	Edgemon Forrest								0.00
D26-0201-P-0529	0	0	Carnell Court								0.00
D26-0201-P-O533	5000097337	02	Dorchester Rd.								0.00
R26-02B1.16-P-0006	5000087581	34	Semi Cir.								0.00
D26-0201-P-0532	5000090356	38	Camp Jordan Parkway 12"Main Stub Out						35.00		35.00
R26-02B1.17-P-0016	5000084643	30	Paden Lane Main Replacement					37.00		35.00	72.00
0	0	41	River Rock Cove F/H Inspection								0.00
D26-0201-P-0534	5000092694	43	Elam Publix							25.00	25.00
0	5000093510	01	Non-Work Order Related						30.00	24.00	54.00
TOTAL WORK ORDER MILEAGE				**0.00**	**0.00**	**0.00**	**0.00**	**57.00**	**65.00**	**84.00**	**206.00**

THOMPSON DIRECT & INDIRECT LABOR

PROJECT NAME	PROJECT #	PHASE	CLASS	DESCRIPTION	SAT 3/3	SUN 3/4	MON 3/5	TUE 3/6	WED 3/7	THU 3/8	FRI 3/9	TOTALS
Tennessee American Water	18-1109-0001	1			0.00	0.00	0.00	0.00	8.00	8.00	8.00	24.00
												0.00
												0.00
THOMPSON DIRECT LABOR TOTAL												

THOMPSON DIRECT PROJECT MILEAGE

0	0		0									0.00
0	0		0									0.00
TOTAL WORK ORDER MILEAGE					**0.00**	**0.00**	**0.00**	**0.00**	**0.00**	**0.00**	**0.00**	**0.00**
SUBTOTAL DIRECT LABOR					**0.00**	**0.00**						**0.00**
Indirect Labor	18-9999-0002	999		bereaberment			8.00	8.00				**16.00**
Indirect Labor	18-9999-0001	999		Vacation Leave								**0.00**
Holiday Leave	18-9999-0003	999		Holiday Leave								**0.00**
Holiday Leave	18-9999-0000	999		Floating Holiday								**0.00**
SUBTOTALS INDIRECT LABOR:					**0.00**	**0.00**	**8.00**	**8.00**	**0.00**	**0.00**	**0.00**	**16.00**
				TOTAL HOURS	**0.00**	**0.00**	**8.00**	**8.00**	**8.00**	**8.00**	**8.00**	**40.00**

REGULAR HOURS: 40.00
OVERTIME O/T HOURS: 0.00
HOLIDAY/LEAVE HOURS: 0.00

Donald L Walker - Employee

Randy Brown - Supervisor

WE 1006217589
PO 5000097615

WEEKLY TIME LOG

Employee #090299	Steven W Betty			Week Ending:	03/09/18						Page 1 of 3
Work Order #'s	**PO Number**	**TE Phase**	**Work Order Description**	**SAT 3/3**	**SUN 3/4**	**MON 3/5**	**TUE 3/6**	**WED 3/7**	**THU 3/8**	**FRI 3/9**	**TOTALS**
R26-02B1.17-P-0004	5000069451	06	Cain Ave. - 8", 6", 4" & FHs					1.00			1.00
R26-02B1.16-P-0006	5000087581	34	Semi Circle - 8", 6", 4" & FHs								0.00
R26-02B1.17-P-0016	5000084649	30	Paden Lane - 6", 4" & FH				2.00	1.00	1.00	2.00	6.00
D26-0201-P-0532	5000090356	38	Camp Jordan Parkway - 12" Main & Stub-out				2.00				2.00
R26-02B1.17-P-0015	5000088705	35	Edgemon Forrest Lane - 6" & 4" Mains & FHs					1.00			1.00
R26-02D1.17-P-0009	5000092370	42	ML King Blvd. - Relocate 12" Main					1.00			1.00
R26-02A1.17-P-0003	5000092088	40	804 Riverfront Parkway - 6" Main & FH					1.00			1.00
D26-0201-P-0534	5000092694	43	Elam/Publix - 8" Main & FH					1.00			1.00
D26-0201-P-0529	5000087236	32	Carnell Court - 8" & 6" Main & FH								0.00
D26-0201-P-0533	5000097337	02	Dorchester Road - 4" Main						1.00	1.00	2.00
R26-02B1.18-P-0002	5000097615	03	Hanover St. - 6" Main & Fh			6.00	3.00	2.00	2.00	2.00	15.00
R26-02D1.18-P-0008	5000090435	39	Camp Jordan Parkway - Relocate 12"						2.00	2.00	4.00
	5000093510	****	Non-Work Order Related			2.00	1.00		2.00	1.00	6.00
TOTAL WORK ORDER LABOR				**0.00**	**0.00**	**8.00**	**8.00**	**8.00**	**8.00**	**8.00**	**40.00**
Work Order #'s	**PO Number**	**TE Phase**	**Mileage Description**	**SAT 3/3**	**SUN 3/4**	**MON 3/5**	**TUE 3/6**	**WED 3/7**	**THU 3/8**	**FRI 3/9**	**TOTALS**
R26-02B1.17-P-0004	5000069451	06	Cain Ave. - 8", 6", 4" & FHs					19.00			19.00
R26-02B1.16-P-0006	5000087581	34	Semi Circle - 8", 6", 4" & FHs								0.00
R26-02B1.17-P-0016	5000084649	30	Paden Lane - 6", 4" & FH				21.00	10.00	11.00	13.00	55.00
D26-0201-P-0532	5000090356	38	Camp Jordan Parkway - 12" Main & Stub-out				17.00				17.00
R26-02B1.17-P-0015	5000088705	35	Edgemon Forrest Lane - 6" & 4" Mains & FHs					8.00			8.00
R26-02D1.17-P-0009	5000092370	42	ML King Blvd. - Relocate 12" Main					14.00			14.00
R26-02A1.17-P-0003	5000092088	40	804 Riverfront Parkway - 6" Main & FH					11.00			11.00
D26-0201-P-0534	5000092694	43	Elam/Publix - 8" Main & FH					7.00			7.00
D26-0201-P-0529	5000087236	32	Carnell Court - 8" & 6" Main & FH								0.00
D26-0201-P-0533	5000097337	02	Dorchester Road - 4" Main						14.00	17.00	31.00
R26-02B1.18-P-0002	5000097615	03	Hanover St. - 6" Main & Fh			25.00	29.00	9.00	19.00	20.00	102.00
R26-02D1.18-P-0008	5000090435	39	Camp Jordan Parkway - Relocate 12"						17.00	18.00	35.00
	5000093510	****	Non-Work Order Related			15.00	17.00		19.00	14.00	65.00
TOTAL WORK ORDER MILEAGE				**0.00**	**0.00**	**40.00**	**84.00**	**78.00**	**80.00**	**82.00**	**364.00**
THOMPSON DIRECT & INDIRECT LABOR											
PROJECT NAME	**PROJECT #**	**PHASE**	**CLASS**	**DESCRIPTION**	**SAT 3/3**	**SUN 3/4**	**MON 3/5**	**TUE 3/6**	**WED 3/7**	**THU 3/8**	**FRI 3/9**	**TOTALS**
Tennessee American Water	18-1109-0001	1			0.00	0.00	8.00	8.00	8.00	8.00	8.00	40.00
												0.00
												0.00
THOMPSON DIRECT LABOR TOTAL					0.00	0.00	8.00	8.00	8.00	8.00	8.00	40.00
THOMPSON DIRECT PROJECT MILEAGE												
			0									0.00
												0.00
TOTAL WORK ORDER MILEAGE					**0.00**	**0.00**	**0.00**	**0.00**	**0.00**	**0.00**	**0.00**	**0.00**
SUBTOTAL DIRECT LABOR					**0.00**	**0.00**	**8.00**	**8.00**	**8.00**	**8.00**	**8.00**	**40.00**
Indirect Labor	18-9999-0000	999										0.00
Indirect Labor	18-9999-0004	999		Floating Holiday								0.00
Annual Leave	18-9999-0001	999		Vacation								0.00
Holiday Leave	18-9999-0003	999		New Years Day								0.00
SUBTOTALS INDIRECT LABOR:					**0.00**	**0.00**	**0.00**	**0.00**	**0.00**	**0.00**	**0.00**	**0.00**
				TOTAL HOURS	**0.00**	**0.00**	**8.00**	**8.00**	**8.00**	**8.00**	**8.00**	**40.00**

Steven W. Betty — Steven W Betty (Employee)

Randy Brown — Randy Brown - Supervisor

REGULAR HOURS:	**40.00**
OVERTIME O/T HOURS:	**0.00**
HOLIDAY/LEAVE HOURS:	**0.00**

WE 1006217589
PO 5000097615

WEEKLY TIME LOG

Employee #090299 **Steven W Betty** **Week Ending: 03/16/18** **Page 1 of 3**

Work Order #'s	PO Number	TE Phase	Work Order Description	SAT 3/10	SUN 3/11	MON 3/12	TUE 3/13	WED 3/14	THU 3/15	FRI 3/16	TOTALS
R26-02B1.17-P-0004	5000069451	06	Cain Ave. - 8", 6", 4" & FHs								0.00
R26-02B1.16-P-0006	5000087581	34	Semi Circle - 8", 6", 4" & FHs								0.00
R26-02B1.17-P-0016	5000084649	30	Paden Lane - 6", 4" & FH				2.00	2.00	2.00	2.00	8.00
D26-0201-P-0532	5000090356	38	Camp Jordan Parkway - 12" Main & Stub-out								0.00
R26-02B1.17-P-0015	5000088705	35	Edgemon Forrest Lane - 6" & 4" Mains & FHs								0.00
R26-02D1.17-P-0009	5000092370	42	ML King Blvd. - Relocate 12" Main								0.00
R26-02A1.17-P-0003	5000092088	40	804 Riverfront Parkway - 6" Main & FH								0.00
D26-0201-P-0534	5000092694	43	Elam/Publix - 8" Main & FH								0.00
D26-0201-P-0529	5000087236	32	Carnell Court - 8" & 6" Main & FH								0.00
D26-0201-P-0533	5000097337	02	Dorchester Road - 4" Main								0.00
R26-02B1.18-P-0002	5000097615	03	Hanover St. - 6" Main & Fh			6.00	2.00		2.00	3.00	13.00
R26-02D1.18-P-0008	5000090435	39	Camp Jordan Parkway - Relocate 12"					2.00	2.00		4.00
	5000093510	****	Non-Work Order Related			2.00	4.00	4.00	2.00	3.00	15.00
TOTAL WORK ORDER LABOR				**0.00**	**0.00**	**8.00**	**8.00**	**8.00**	**8.00**	**8.00**	**40.00**

Work Order #'s	PO Number	TE Phase	Mileage Description	SAT 3/10	SUN 3/11	MON 3/12	TUE 3/13	WED 3/14	THU 3/15	FRI 3/16	TOTALS
R26-02B1.17-P-0004	5000069451	06	Cain Ave. - 8", 6", 4" & FHs								0.00
R26-02B1.16-P-0006	5000087581	34	Semi Circle - 8", 6", 4" & FHs								0.00
R26-02B1.17-P-0016	5000084649	30	Paden Lane - 6", 4" & FH				19.00	14.00	26.00	29.00	88.00
D26-0201-P-0532	5000090356	38	Camp Jordan Parkway - 12" Main & Stub-out								0.00
R26-02B1.17-P-0015	5000088705	35	Edgemon Forrest Lane - 6" & 4" Mains & FHs								0.00
R26-02D1.17-P-0009	5000092370	42	ML King Blvd. - Relocate 12" Main								0.00
R26-02A1.17-P-0003	5000092088	40	804 Riverfront Parkway - 6" Main & FH								0.00
D26-0201-P-0534	5000092694	43	Elam/Publix - 8" Main & FH								0.00
D26-0201-P-0529	5000087236	32	Carnell Court - 8" & 6" Main & FH								0.00
D26-0201-P-0533	5000097337	02	Dorchester Road - 4" Main								0.00
R26-02B1.18-P-0002	5000097615	03	Hanover St. - 6" Main & Fh			25.00	21.00		16.00	23.00	85.00
R26-02D1.18-P-0008	5000090435	39	Camp Jordan Parkway - Relocate 12"					19.00	12.00		31.00
	5000093510	****	Non-Work Order Related			15.00	39.00	44.00	21.00	18.00	137.00
TOTAL WORK ORDER MILEAGE				**0.00**	**0.00**	**40.00**	**79.00**	**77.00**	**75.00**	**70.00**	**341.00**

THOMPSON DIRECT & INDIRECT LABOR

PROJECT NAME	PROJECT #	PHASE	CLASS	DESCRIPTION	SAT 3/10	SUN 3/11	MON 3/12	TUE 3/13	WED 3/14	THU 3/15	FRI 3/16	TOTALS
Tennessee American Water	18-1109-0001	1			0.00	0.00	8.00	8.00	8.00	8.00	8.00	40.00
												0.00
												0.00
THOMPSON DIRECT LABOR TOTAL					0.00	0.00	8.00	8.00	8.00	8.00	8.00	40.00
THOMPSON DIRECT PROJECT MILEAGE												
												0.00
			0									0.00
TOTAL WORK ORDER MILEAGE					**0.00**	**0.00**	**0.00**	**0.00**	**0.00**	**0.00**	**0.00**	**0.00**
SUBTOTAL DIRECT LABOR					**0.00**	**0.00**	**8.00**	**8.00**	**8.00**	**8.00**	**8.00**	**40.00**
Indirect Labor	18-9999-0000	999										0.00
Indirect Labor	18-9999-0004	999		Floating Holiday								0.00
Annual Leave	18-9999-0001	999		Vacation								0.00
Holiday Leave	18-9999-0003	999		New Years Day								0.00
SUBTOTALS INDIRECT LABOR:					**0.00**	**0.00**	**0.00**	**0.00**	**0.00**	**0.00**	**0.00**	**0.00**
				TOTAL HOURS	**0.00**	**0.00**	**8.00**	**8.00**	**8.00**	**8.00**	**8.00**	**40.00**

Steven W Betty (Employee)

Randy Brown - Supervisor

REGULAR HOURS: 40.00
OVERTIME O/T HOURS: 0.00
HOLIDAY/LEAVE HOURS: 0.00

WE 1006217589
PO 5000097615

WEEKLY TIME LOG

Employee #090299 **Steven W Betty** **Week Ending: 03/23/18**

Work Order #'s	PO Number	TE Phase	Work Order Description	SAT 3/17	SUN 3/18	MON 3/19	TUE 3/20	WED 3/21	THU 3/22	FRI 3/23	TOTALS
R26-02B1.17-P-0004	5000069451	06	Cain Ave. - 8", 6", 4" & FHs								0.00
R26-02B1.16-P-0006	5000087581	34	Semi Circle - 8", 6", 4" & FHs								0.00
R26-02B1.17-P-0016	5000084649	30	Paden Lane - 6", 4" & FH			2.00	3.00		2.00	2.00	9.00
D26-0201-P-0532	5000090356	38	Camp Jordan Parkway - 12" Main & Stub-out								0.00
R26-02B1.17-P-0015	5000088705	35	Edgemon Forrest Lane - 6" & 4" Mains & FHs					3.00			3.00
R26-02D1.17-P-0009	5000092370	42	ML King Blvd. - Relocate 12" Main								0.00
											0.00
D26-0201-P-0534	5000092694	43	Elam/Publix - 8" Main & FH								0.00
D26-0201-P-0529	5000087236	32	Carnell Court - 8" & 6" Main & FH								0.00
D26-0201-P-0533	5000097337	02	Dorchester Road - 4" Main					1.00	4.00		5.00
R26-02B1.18-P-0002	5000097615	03	Hanover St. - 6" Main & Fh			3.00	3.00	2.00	2.00	2.00	12.00
R26-02D1.18-P-0008	5000090435	39	Camp Jordan Parkway - Relocate 12"								0.00
	5000093510	****	Non-Work Order Related			3.00	2.00	2.00		4.00	11.00
TOTAL WORK ORDER LABOR				**0.00**	**0.00**	**8.00**	**8.00**	**8.00**	**8.00**	**8.00**	**40.00**

Work Order #'s	PO Number	TE Phase	Mileage Description	SAT 3/17	SUN 3/18	MON 3/19	TUE 3/20	WED 3/21	THU 3/22	FRI 3/23	TOTALS
R26-02B1.17-P-0004	5000069451	06	Cain Ave. - 8", 6", 4" & FHs								0.00
R26-02B1.16-P-0006	5000087581	34	Semi Circle - 8", 6", 4" & FHs								0.00
R26-02B1.17-P-0016	5000084649	30	Paden Lane - 6", 4" & FH			32.00	36.00		35.00	31.00	134.00
D26-0201-P-0532	5000090356	38	Camp Jordan Parkway - 12" Main & Stub-out								0.00
R26-02B1.17-P-0015	5000088705	35	Edgemon Forrest Lane - 6" & 4" Mains & FHs					31.00			31.00
R26-02D1.17-P-0009	5000092370	42	ML King Blvd. - Relocate 12" Main								0.00
											0.00
D26-0201-P-0534	5000092694	43	Elam/Publix - 8" Main & FH								0.00
D26-0201-P-0529	5000087236	32	Carnell Court - 8" & 6" Main & FH								0.00
D26-0201-P-0533	5000097337	02	Dorchester Road - 4" Main					12.00	21.00		33.00
R26-02B1.18-P-0002	5000097615	03	Hanover St. - 6" Main & Fh			26.00	31.00	22.00	29.00	22.00	130.00
R26-02D1.18-P-0008	5000090435	39	Camp Jordan Parkway - Relocate 12"								0.00
	5000093510	****	Non-Work Order Related			22.00	21.00	19.00		28.00	90.00
TOTAL WORK ORDER MILEAGE				**0.00**	**0.00**	**80.00**	**88.00**	**84.00**	**85.00**	**81.00**	**418.00**

THOMPSON DIRECT & INDIRECT LABOR

PROJECT NAME	PROJECT #	PHASE	CLASS	DESCRIPTION	SAT 3/17	SUN 3/18	MON 3/19	TUE 3/20	WED 3/21	THU 3/22	FRI 3/23	TOTALS
Tennessee American Water	18-1109-0001	1			0.00	0.00	8.00	8.00	8.00	8.00	8.00	40.00
												0.00
												0.00
THOMPSON DIRECT LABOR TOTAL					0.00	0.00	8.00	8.00	8.00	8.00	8.00	40.00

THOMPSON DIRECT PROJECT MILEAGE

												0.00
			0									0.00
TOTAL WORK ORDER MILEAGE					**0.00**	**0.00**	**0.00**	**0.00**	**0.00**	**0.00**	**0.00**	**0.00**
SUBTOTAL DIRECT LABOR					**0.00**	**0.00**	**8.00**	**8.00**	**8.00**	**8.00**	**8.00**	**40.00**
Indirect Labor	18-9999-0000	999										0.00
Indirect Labor	18-9999-0004	999		Floating Holiday								0.00
Annual Leave	18-9999-0001	999		Vacation								0.00
Holiday Leave	18-9999-0003	999		New Years Day								0.00
SUBTOTALS INDIRECT LABOR:					**0.00**	**0.00**	**0.00**	**0.00**	**0.00**	**0.00**	**0.00**	**0.00**
				TOTAL HOURS	**0.00**	**0.00**	**8.00**	**8.00**	**8.00**	**8.00**	**8.00**	**40.00**

REGULAR HOURS: 40.00
OVERTIME O/T HOURS: 0.00
HOLIDAY/LEAVE HOURS: 0.00

Steven W. Betty
Steven W Betty (Employee)

Randy Brown
Randy Brown - Supervisor

WE 1006217589
PO 5000097615

WEEKLY TIME LOG

Employee #090299 Steven W Betty — Week Ending: 03/30/18 —

Work Order #'s	PO Number	TE Phase	Work Order Description	SAT 3/24	SUN 3/25	MON 3/26	TUE 3/27	WED 3/28	THU 3/29	FRI 3/30	TOTALS
R26-02B1.17-P-0004	5000069451	06	Cain Ave. - 8", 6", 4" & FHs								0.00
R26-02B1.16-P-0006	5000087581	34	Semi Circle - 8", 6", 4" & FHs								0.00
R26-02B1.17-P-0016	5000084649	30	Paden Lane - 6", 4" & FH			2.00	3.00				5.00
D26-0201-P-0532	5000090356	38	Camp Jordan Parkway - 12" Main & Stub-out								0.00
R26-02B1.17-P-0015	5000088705	35	Edgemon Forrest Lane - 6" & 4" Mains & FHs								0.00
D26-0201-P-0537	5000101005	06	River Gorge 7						2.00	3.00	5.00
R26-02D1.18-P-0005	5000101092	07	Swan RD				1.00	2.00	2.00	3.00	8.00
D26-0201-P-0534	5000092694	43	Elam/Publix - 8" Main & FH								0.00
D26-0201-P-0529	5000087236	32	Carnell Court - 8" & 6" Main & FH								0.00
R26-02D1.18-P-0004	5000101162	08	Somerville St					2.00			2.00
R26-02B1.18-P-0002	5000097615	03	Hanover St. - 6" Main & Fh			3.00	2.00	2.00	2.00		9.00
R26-02D1.18-P-0008	5000090435	39	Camp Jordan Parkway - Relocate 12"								0.00
	5000093510	****	Non-Work Order Related			3.00	2.00	2.00	2.00	2.00	11.00
TOTAL WORK ORDER LABOR				0.00	0.00	8.00	8.00	8.00	8.00	8.00	40.00

Work Order #'s	PO Number	TE Phase	Mileage Description	SAT 3/24	SUN 3/25	MON 3/26	TUE 3/27	WED 3/28	THU 3/29	FRI 3/30	TOTALS
R26-02B1.17-P-0004	5000069451	06	Cain Ave. - 8", 6", 4" & FHs								0.00
R26-02B1.16-P-0006	5000087581	34	Semi Circle - 8", 6", 4" & FHs								0.00
R26-02B1.17-P-0016	5000084649	30	Paden Lane - 6", 4" & FH			32.00	36.00				68.00
D26-0201-P-0532	5000090356	38	Camp Jordan Parkway - 12" Main & Stub-out								0.00
R26-02B1.17-P-0015	5000088705	35	Edgemon Forrest Lane - 6" & 4" Mains & FHs								0.00
D26-0201-P-0537	5000101005	06	River Gorge 7						21.00	23.00	44.00
R26-02D1.18-P-0005	5000101092	07	Swan RD					22.00	25.00	29.00	76.00
D26-0201-P-0534	5000092694	43	Elam/Publix - 8" Main & FH								0.00
D26-0201-P-0529	5000087236	32	Carnell Court - 8" & 6" Main & FH								0.00
R26-02D1.18-P-0004	5000101162	08	Somerville St					19.00			19.00
R26-02B1.18-P-0002	5000097615	03	Hanover St. - 6" Main & Fh			26.00	31.00	22.00	26.00		105.00
R26-02D1.18-P-0008	5000090435	39	Camp Jordan Parkway - Relocate 12"								0.00
R26-02D1.18-P-0004	5000101162	****	Non-Work Order Related			22.00	21.00	19.00	14.00	17.00	93.00
TOTAL WORK ORDER MILEAGE				0.00	0.00	80.00	88.00	82.00	86.00	69.00	405.00

THOMPSON DIRECT & INDIRECT LABOR

PROJECT NAME	PROJECT #	PHASE	CLASS	DESCRIPTION	SAT 3/24	SUN 3/25	MON 3/26	TUE 3/27	WED 3/28	THU 3/29	FRI 3/30	TOTALS
Tennessee American Water	18-1109-0001	1			0.00	0.00	8.00	8.00	8.00	8.00	8.00	40.00
												0.00
												0.00
THOMPSON DIRECT LABOR TOTAL					0.00	0.00	8.00	8.00	8.00	8.00	8.00	40.00
THOMPSON DIRECT PROJECT MILEAGE												
												0.00
			0									0.00
TOTAL WORK ORDER MILEAGE					0.00	0.00	0.00	0.00	0.00	0.00	0.00	0.00
SUBTOTAL DIRECT LABOR					0.00	0.00	8.00	8.00	8.00	8.00	8.00	40.00
Indirect Labor	18-9999-0000	999										0.00
Indirect Labor	18-9999-0004	999		Floating Holiday								0.00
Annual Leave	18-9999-0001	999		Vacation								0.00
Holiday Leave	18-9999-0003	999		New Years Day								0.00
SUBTOTALS INDIRECT LABOR:					0.00	0.00	0.00	0.00	0.00	0.00	0.00	0.00
				TOTAL HOURS	0.00	0.00	8.00	8.00	8.00	8.00	8.00	40.00

REGULAR HOURS: 40.00
OVERTIME O/T HOURS: 0.00
HOLIDAY/LEAVE HOURS: 0.00

Steven W. Betty
Steven W Betty (Employee)

Randy Brown
Randy Brown - Supervisor

WE 1006261273
WE 1006261274
PO 5000097612

INVOICE FROM:

ESLINGER CONTRACTING CO., INC.
4849 Cloud Springs Rd.
Ringgold, Ga. 30736 (706) 891-0001

Vendor 102423

Invoice number 15372 Date 3/15/2018

Purchase Order 5000097612

Job Description PROJECT: Hanover Street - Install 615'-6" Main & 1 Fire Hydrant from Hixson Pike to Barton Ave

E-mail GRADY.STOUT@AMWATER.COM

10	5000097612	Pipe Install Labor	$ 11,165.00
20	5000097612	Paving	$ 8,757.00
30	5000097612	Landscaping	$ -
40	5000097612	Materials	$ -
		Total	$ 19,922.00

WE 1006261273
WE 1006261274
PO 5000097612

INVOICE FROM:
ESLINGER CONTRACTING CO., INC.
4849 Cloud Springs Rd.
Ringgold, Ga. 30736 (706) 891-0001

ACCOUNTING INFORMATION

WBS# R26-02B1.18-P-0002	
PO #	5000097612

PROJECT: Hanover Street - Install 615'-6" Main & 1 Fire Hydrant from Hixson Pike to Barton Ave

TO: Tennessee American Water
P.O. Box 5608
Cherry Hill, NJ 08034
GRADY.STOUT@AMWATER.COM

For Period From: 3/1/2018 TO 3/15/2018
ECC Inv. #: 15372
Invoice Date: 3/15/2018

CONTRACT ESTIMATE					PAY QUANTITIES			
ITEM	QUANTITY	UNIT	UNIT PRICE	AMOUNT	PREVIOUS ESTIMATE	THIS ESTIMATE	TOTAL TO DATE	AMOUNT DOLLARS / CENTS
EXCAVATE & LAYING 4" DI *		L.F.	$16.25	$ -			0	$0.00
EXCAVATE & LAYING 6" DI*	615	L.F.	$18.25	$ 11,223.75	60	320	380	$6,935.00
EXCAVATE & LAYING 8" DI*		L.F.	$17.50	$ -			0	$0.00
SPECIAL BOX CULVERT X-ING		*L.S*	*$5,325.00*	*$ -*		*1*	1	$5,325.00
FH INSTALLATION AS MAIN LAID	1	EA.	$825.00	$ 825.00	1		1	$825.00
WET TAP	2	EA.	$900.00	$ 1,800.00	1		1	$900.00
ROCK EXCAVATION		C.Y.	$185.00	$ -			0	$0.00
EXTRA DEPTH	75	FT./FT.	$3.00	$ 225.00			0	$0.00
SERVICE TRANSFERS(3' PAVE)	9	EA.	$675.00	$ 6,075.00			0	$0.00
SERVICE TRANSFERS-2"	1	EA.	$750.00	$ 750.00			0	$0.00
CROSS TIE TO SMALL MAIN		EA.	$1,275.00	$ -			0	$0.00
TRAFFIC CONTROL	4	EA.	$150.00	$ 600.00			0	$0.00
INS 4" OR LARGER TEE & VLV		EA.	$145.00	$ -			0	$0.00
BLOW OFF INSTALLATION		EA.	$145.00	$ -			0	$0.00
PIPE CUTTING	5	EA.	$75.00	$ 375.00	2		2	$150.00
KILL OLD MAIN		EA.	$1,175.00	$0.00			0	$0.00
72141121 Pipe Install Labor				**$21,873.75**				**$14,135.00**
GRANULAR BACKFILL	15	TON	$30.00	$ 450.00			0	$0.00
FLOWABLE BACKFILL	103	C.Y.	$210.00	$ 21,630.00	8.3	41.7	50	$10,500.00
MILL & PAVE ASPHALT	2040	L.F.	$8.75	$ 17,850.00			0	$0.00
LANE PAVING	515	L.F.	$45.50	$ 23,432.50			0	$0.00
ASPHALT ON FLOWABLE		L.F.	$19.00	$ -			0	$0.00
REPLACE CONCRET SIDEWALK		S.F.	$10.00	$ -			0	$0.00
REPLACE 8" DRIVES		S.F.	$13.50	$ -			0	$0.00
72141105 Pipe Restor.Paving				**$63,362.50**				**$10,500.00**
SEEDING, STRAW, MULCHING		L.F.	$5.25	$ -			0	$0.00
EROSION CONTROL		EA.	$1.00	$ -			0	$0.00
72141102 LANDSCAPE REST.				**$ -**				**$0.00**
MATERIAL		EA.	$1.00	$ -			0	$0.00
MATERIAL		EA.	$1.00	$ -			0	$0.00
MATERIAL		EA.	$1.00	$ -			0	$0.00
30191801 PIPE MATERIAL				**$ -**				**$0.00**
		TOTAL		**$85,236.25**				**$24,635.00**

AMOUNT OF ALL ESTIMATES TO CONTRACTOR TO DATE

*varies per project (ft/developed)

ESTIMATE SUBMITTED.....CONTRACTOR

ESTIMATE CHECKED.....INSPECTOR

ESTIMATE APPROVED.....ENGINEER

ESTIMATE NO.	AMT. OF ESTIMATE
1)	$ 4,713.00
2)	$ 19,922.00
3)	
4)	
5)	
TOTAL TO DATE	$ 24,635.00
LESS PREVIOUS PAYMENTS	$4,713.00
PAY THIS AMOUNT	**$ 19,922.00**

Partial Invoice

WE 1006261273
WE 1006261274
PO 5000097612

Eslinger Contracting Company, Inc

Stone Ticket Tonnage for TAWC Projects

Date: 3/15/2018
Job: Hanover Street
WBS #: R26-02B1.18-P-0002
ECC Inv. #: 15372

Vulcan Ticket #'s	***Tons***			
4263532	0.00		Dust w/ Flowable	
4263632	0.00		Dust w/ Flowable	
4263712	0.00		Dust w/ Flowable	

Line Total Tons = 0 0

Reference Only

Flowable Backfill Tickets

TNT # 9486	6.1 CY
TNT # 9488	12.1 CY
TNT # 9495	10.4 CY
TNT # 9053	13.1 CY
TNT #	CY

Total = 41.7 CY

WE 1006261273
WE 1006261274
PO 5000097612

TNT Concrete LLC
996 County Road 20
Calhoun, TN 37309
(423) 648-2813

09486

Date: 3/05/18
Sold to: Eslinger Const.
Address: Hanover

METER READING-END
METER READING-START
UNITS DELIVERED

QUANTITY	DESCRIPTION	PRICE	AMOUNT
6. lyds.	Flowable Fill		
		TAX	
		TOTAL	

Purchaser assumes full responsibility for strength, slump, and quality of concrete when additional water or other material is requested on job.

I, the undersigned, will assume all responsibility for any damages where delivery is made inside of the curb.

Signature: Matt Aaron

TNT Concrete LLC
996 County Road 20
Calhoun, TN 37309
(423) 648-2813

09488

Date: 3/06/18
Sold to: Eslinger Const.
Address: Hanover St.

METER READING-END
METER READING-START
UNITS DELIVERED

QUANTITY	DESCRIPTION	PRICE	AMOUNT
12. lyds.	Flowable Fill		
		TAX	
		TOTAL	

Purchaser assumes full responsibility for strength, slump, and quality of concrete when additional water or other material is requested on job.

I, the undersigned, will assume all responsibility for any damages where delivery is made inside of the curb.

Signature:

WE 1006261273
WE 1006261274
PO 5000097612

TNT Concrete LLC
996 County Road 20
Calhoun, TN 37309
(423) 648-2813

09495

Date: 3/09/18

Sold to: Esinger Const.

Address: Hanover St -

METER READING-END

METER READING-START

UNITS DELIVERED

QUANTITY	DESCRIPTION	PRICE	AMOUNT
10.4yds.	Flowable Fill		
		TAX	
		TOTAL	

Purchaser assumes full responsibility for strength, slump, and quality of concrete when additional water or other material is requested on job.

I, the undersigned, will assume all responsibility for any damages where delivery is made inside of the curb.

Signature:

TNT Concrete LLC
996 County Road 20
Calhoun, TN 37309
(423) 648-2813

09053

Date: 8-15-18

Sold to: ESinger

Address: Hanover

METER READING-END

METER READING-START

UNITS DELIVERED

QUANTITY	DESCRIPTION	PRICE	AMOUNT
13.1yds	Flow Fill		
		TAX	
		TOTAL	

Purchaser assumes full responsibility for strength, slump, and quality of concrete when additional water or other material is requested on job.

I, the undersigned, will assume all responsibility for any damages where delivery is made inside of the curb.

Signature:

WE 1006261273
WE 1006261274
PO 5000097612

Eslinger Contracting Company - Reference Sheeet
REFERENCE BACKUP INFO

TO:

Tennessee American Water Company
1500 Riverside Drive
Chattanooga, TN 37406

ECC Job #: 10810
Date of Billing: 3/15/2018
ECC Reference Inv. # : 15372

Qty.	Unit	Price	Description	Total
			Work to Make Special Box Culvert Crossing On Hanover Street Using Casing in Roof of Concrete.	
			LABOR	
1.5	Hour	$50.00	Supervisor w/ Truck	$75.00
22	Hour	$38.00	Forman and/or Operator	$836.00
20	Hour	$26.50	Truck Driver	$530.00
41.5	Hour	$23.50	Labor	$975.25
			EQUIPMENT	
22	Hour	$16.00	Job Trucks w/ Small Tools	$352.00
9	Hour	$43.50	Single-Axle Dump Truck & Trailer	$391.50
4.5	Hour	$45.00	Rubber Tired Backhoe	$202.50
13	Hour	$68.50	Track- Hoe, 80 Class	$890.50
			MATERIAL	
1	Ticket	$300.00	Williams # 6182	$300.00
1	Ticket	$300.00	Consolidated Pipe # 2981529-000-000	$300.00
1	Ticket	$38.63	Lowe's # 32463313	$38.63
1	Ticket	$285.88	Sequatchie Concrete # 789044-IN	$285.88
				$0.00
				$0.00
		Material Sub Total:	$924.51	
1	LS	$92.45	10% on Above Material	$92.45
1	LS	$85.52	9.25% TN Sales Tax on Above Material	$85.52
1	LS	($27.75)	Tax Credit on Williams Saw Cutting	($27.75)

Total Amount: $5,327.48

TOTAL DUE (Rounded): $5,325.00

WE 1006261273
WE 1006261274
PO 5000097612

Eslinger Contracting Company, Inc.

Labor & Equipment Hourly Breakdown

Date: 3/15/2018
Job: Hanover - Box Culvert
WBS #: R26-02B1.18-P-0002
ECC Inv. #: 15372

Date	Superv. w/Truck	Operator Regular	T. Driver Regular	Labor Regular	Job Truck	2-Ton Job Truck	Skid Steer	RTBH	S/A Dump Truck	T/A Dump Truck	80 Class Track Hoe	200 Class Track Hoe	
UCC													
3/7		10	10	19.5	10			4.5	5		5		
3/8		8	8	16	8				2		4		
3/9		2		2	2						2		
3/13		2	2	4	2				2		2		
ECC													
All	1.5												
Totals:	1.5	22	20	41.5	22	0	0	4.5	9	0	13	0	0
ECC	1.5												
UCC	0	22	20	41.5	22	0	0	4.5	9	0	13	0	0

WE 1006261273
WE 1006261274
PO 5000097612

ESLINGER CONTRACTING COMPANY

WATER • SEWER • TELEPHONE • GAS

4849 CLOUD SPRINGS RD. • RINGGOLD, GA. 30736 • 891-0001

DAILY TIME SHEET

FOREMAN Travis Anderson

LOCATION Hanover

JOB #

DAY Tuesday

DATE Tuesday 3-13-18

LABOR

NAME	START AM	TIME PM	QUIT AM	TIME PM	TOTAL HOURS	REMARKS
Travis					2	
Alvin					2	
Tristen					2	
Loyd					2	
RAY ESLINGER					1½	TOTAL TIME ON PROJECT

EQUIPMENT

TYPE	EQUIP. #	# HOURS	REMARKS
TK		2	
SE		2	
DT		2	
~~Ecc DT~~		2	

WORK ACOMPLISHED

Pour + Finished Concrete on Colvert

WE 1006261273
WE 1006261274
PO 5000097612

Williams Concrete Cutting Services, LLC
PO Box 8858
Chattanooga, TN 37414
423-954-2787
williamscutting@gmail.com

Invoice

BILL TO
Eslinger Contracting
4849 Cloud Springs Road
Ringgold, GA 30736

INVOICE #	DATE	TOTAL DUE	DUE DATE	TERMS	ENCLOSED
6182	03/12/2018	$300.00	04/11/2018	Net 30	

P.O. NUMBER	TECHNICIAN	LOCATION
Vault Cut	Troy	Riverview, N. Chatt Hanover

ACTIVITY	QTY	RATE	AMOUNT
05 Slabsaw- Concrete: A total of 40' lineal feet of 15" thick concrete was cut with the 42" thick blade.	40	0.00	0.00
10 Note two technicians furnished	1	0.00	0.00
12 TOTAL:	1	300.00	300.00
14:14 A Job ordered and approved at completion by: Travis and Ray	1	0.00	0.00

Thank you for your business!

BALANCE DUE **$300.00**

WE 1006261273
WE 1006261274
PO 5000097612

Consolidated Pipe & Supply Co., Inc.

1332 STUART ST.
CHATTANOOGA TN 37406

INVOICE DATE
3/05/2018

INVOICE NUMBER
2981529-000-000

PAGE
1 OF 1

Fax / Email Copy

Account No.
295317

SOLD TO:

ESLINGER CONTRACTING
4849 CLOUD SPRINGS R

RINGGOLD GA 30736

SHIP TO:
ESLINGER CONTRACTING
4849 CLOUD SPRINGS R
RINGGOLD GA 30736

JOB: STOCK

Customer Order No.	Terms of Sale	Ship Via
HANDOVER	NET 30	WILL CALL
PREPAID	F.O.B. SHIPPING POINT	Ship Date 3/02/2018
		Ship From CPS-CHATTANOOGA

Line No.	Ordered	Shipped	Back Ordered	Product No.		Unit Price	Per	
1	20.0	20.0		635055	10-3/4 OD .250 STRUCTURAL CASING 20NM BXS	1500.00	CFT	300.00
					STATE SALES TAX - GEORGIA			12.00
					COUNTY SALES TAX- CATOOSA LSE			9.00

This Sale is Governed by Consolidated Pipe & Supply's terms & conditions of sale found at www.Consolidatedpipe.com

Invoice Amount 321.00

REMIT TO: DEPT. 3147 P.O. BOX 2153 BIRMINGHAM, AL. 35287-3147

INVCPSEF

WE 1006261273
WE 1006261274
PO 5000097612

LOWE'S HOME CENTERS, LLC
2180 GUNBARREL RD.
CHATTANOOGA, TN 37421 (423) 954-2400

- SALE -

SALES#: S0425LE1 1868828 TRANS#: 32463313 03-07-18

13617 GREAT STUFF 12-FL OZ GAP/	12.09
4.25 DISCOUNT EACH	-0.22
3 @ 4.03	
468972 5/4-6-8 PREMIUM DECKING	6.34
6.67 DISCOUNT EACH	-0.33
468930 2-4-8 TOP CHOICE TREATED	17.96
4.73 DISCOUNT EACH	-0.24
4 @ 4.49	
635539 5/8-5-1/2-8 DE PT PICKET	2.24
2.32 DISCOUNT EACH	-0.08

SUBTOTAL:	38.63
TAX:	3.57
INVOICE 24674 TOTAL:	42.20
LCC:	42.20
TOTAL DISCOUNT:	**2.03**

LCC:XXXXXXXXXXX2924 AMOUNT:42.20 AUTHCD:000400
SWIPED REFID:803338 03/07/18 17:54:37
LBA/PO: NO

STORE: 0425 TERMINAL: 24 03/07/18 17:55:42

 # OF ITEMS PURCHASED: 9

EXCLUDES FEES, SERVICES AND SPECIAL ORDER ITEMS

THANK YOU FOR SHOPPING LOWE'S.
SEE REVERSE SIDE FOR RETURN POLICY.
STORE MANAGER: DUSTY MULLINS

LOWE'S PRICE MATCH GUARANTEE
FOR MORE DETAILS, VISIT LOWES.COM/PRICEMATCH

```
**************************************************
*              YOUR OPINIONS COUNT!              *
*          REGISTER FOR A CHANCE TO BE           *
*       ONE OF FIVE $300 WINNERS DRAWN MONTHLY!  *
*          ¡REGISTRESE EN EL SORTEO MENSUAL      *
*     PARA SER UNO DE LOS CINCO GANADORES DE $300! *
*                                                *
*  REGISTER BY COMPLETING A GUEST SATISFACTION SURVEY *
*       WITHIN ONE WEEK AT: www.lowes.com/survey *
*            Y O U R   I D #  24674 0425 066     *
*                                                *
*        NO PURCHASE NECESSARY TO ENTER OR WIN.  *
* VOID WHERE PROHIBITED. MUST BE 18 OR OLDER TO ENTER. *
*  OFFICIAL RULES & WINNERS AT: www.lowes.com/survey *
**************************************************
```

STORE: 0425 TERMINAL: 24

WE 1006261273
WE 1006261274
PO 5000097612

Sequatchie Concrete Service, Inc.
P.O. Box 129
South Pittsburg, TN 37380
(423) 837-7913

Plant : 214

Invoice

CUSTOMER NO.	DATE	INVOICE NO.	PAGE
00-0001844	03/13/2018	0789044-IN	1

TERMS: 1% 10th of the Month

DUE: 04/10/2018

A discount will be applied in the amount of $ 2.86
if the invoice is paid on or before 04/10/2018

Sold To :
ESLINGER CONTRACTING CO INC
4849 CLOUD SPRINGS RD
RINGGOLD, GA 30736

Ship To :
ESLINGER CONTRACTING CO INC
1301 HANOVER ST

JOB: 8 JOB NAME: 1301 HANOVER ST PO:

DATE	TICKET NO.	QUANTITY	UNIT	ITEM CODE	DESCRIPTION	PRICE	AMOUNT
03/13/2018	123303	1.25	CY	EXC50	5000 PSI CONCRETE EXT	128.00	160.00
03/13/2018	123303	1.25	PY	RS-FIBERMICROBUC	MICROFIBER BUCKEYE MONOFILAMEN	5.50	6.88
03/13/2018	123303	1.00	EA	SC-ENVIRONMENTA	ENVIRONMENTAL FEE READY MIX	4.00	4.00
03/13/2018	123303	1.00	EA	SC-FUELSURCHARG	FUEL SURCHARGE RMX	15.00	15.00
03/13/2018	123303	1.00	EA	SC-LESSTHAN5YD	LESS THAN MINIMUM QTY RMX	100.00	100.00

Item Recap:

1.25	EXC50	5000 PSI CONCRETE EXT
1.25	RS-FIBERMICROBL	MICROFIBER BUCKEYE MONOFILAM
1.00	SC-ENVIRONMENT	ENVIRONMENTAL FEE READY MIX
1.00	SC-FUELSURCHAR	FUEL SURCHARGE RMX
1.00	SC-LESSTHAN5YD	LESS THAN MINIMUM QTY RMX

Net Invoice:	285.88
Less Discount:	0.00
Freight:	0.00
Sales Tax:	26.44
Invoice Total	312.32

WE 1006261273
WE 1006261274
PO 5000097612

ESLINGER CONTRACTING COMPANY

WATER • SEWER • TELEPHONE • GAS

4849 CLOUD SPRINGS RD. • RINGGOLD, GA. 30736 • 891-0001

DAILY TIME SHEET

FOREMAN Travis Anderson

DAY Wenday

LOCATION Hanover St

DATE 3-1-18

JOB #

LABOR

NAME	START AM	TIME PM	QUIT AM	TIME PM	TOTAL HOURS	REMARKS
Travis					10	
Matt					8½	
Michael F					7	
Tristan					10	
Alvin					10	

EQUIPMENT

TYPE	EQUIP. #	# HOURS	REMARKS
TH		5	
DT		5	
BH		4½	
ST		10	

WORK ACOMPLISHED

WE 1006261273
WE 1006261274
PO 5000097612

ESLINGER CONTRACTING COMPANY

WATER • SEWER • TELEPHONE • GAS

4849 CLOUD SPRINGS RD. • RINGGOLD, GA. 30736 • 891-0001

DAILY TIME SHEET

FOREMAN Travis Anderson

DAY Thursday

LOCATION Hanover St

DATE 3-8-18

JOB #

LABOR

NAME	START AM	TIME PM	QUIT AM	TIME PM	TOTAL HOURS	REMARKS
Travis					8	
Alvin					8	
Michael F					8	
Tristan					8	

EQUIPMENT

TYPE	EQUIP. #	# HOURS	REMARKS
TH		4	
BH		2	
DT		2	
ST		8	

WORK ACOMPLISHED

Cut pipe 6" up to Culvert + new + past Culvert

Dusted pipe plated Pitch

WE 1006261273
WE 1006261274
PO 5000097612

ESLINGER CONTRACTING COMPANY

WATER • SEWER • TELEPHONE • GAS

4849 CLOUD SPRINGS RD. • RINGGOLD, GA. 30736 • 891-0001

DAILY TIME SHEET

FOREMAN Travis Anderson

DAY 3-9-18

LOCATION Hanover St.

DATE Friday

JOB #

LABOR

NAME	START AM	TIME PM	QUIT AM	TIME PM	TOTAL HOURS	REMARKS
Travis					3	
Alvin					2	

EQUIPMENT

TYPE	EQUIP. #	# HOURS	REMARKS
TH		3	
SG		2	

WORK ACOMPLISHED

Formed & Foamed around casing in Culvert.

WE 1006261276
PO 5000097612

INVOICE FROM:

ESLINGER CONTRACTING CO., INC.
4849 Cloud Springs Rd.
Ringgold, Ga. 30736 (706) 891-0001

Vendor 102423

Invoice number 15399 Date 4/15/2018

Purchase Order 5000097612

Job Description PROJECT: Hanover Street - Install 615'-6" Main & 1 Fire Hydrant from Hixson Pike to Barton Ave

E-mail GRADY.STOUT@AMWATER.COM

10	5000097612	Pipe Install Labor	$	-
20	5000097612	Paving	$	26,227.25
30	5000097612	Landscaping	$	-
40	5000097612	Materials	$	-
		Total	$	26,227.25

WE 1006261276
PO 5000097612

INVOICE

ESLINGER CONTRACTING CO., INC.
4849 Cloud Springs Rd.
Ringgold, Ga. 30736 **(706) 891-0001**

ACCOUNTING INFORMATION

WBS# R26-02B1.18-P-0002	
PO #	5000097612

PROJECT: Hanover Street - Install 615'-6" Main & 1 Fire Hydrant from Hixson Pike to Barton Ave

TO: Tennessee American Water
P.O. Box 5608
Cherry Hill, NJ 08034
GRADY.STOUT@AMWATER.COM

For Period From: 4/1/2018 TO 4/15/2018
ECC Inv. #: 15399
Invoice Date: 4/15/2018

CONTRACT ESTIMATE					PAY QUANTITIES			
ITEM	QUANTITY	UNIT	UNIT PRICE	AMOUNT	PREVIOUS ESTIMATE	THIS ESTIMATE	TOTAL TO DATE	AMOUNT DOLLARS / CENTS
TRENCH IN SERVICE LINE		L.F.	$12.75	$ -	7		7	$89.25
EXCAVATE & LAYING 6" DI*	615	L.F.	$18.25	$ 11,223.75	516		516	$9,417.00
EXCAVATE & LAYING 8" DI*		L.F.	$17.50	$ -			0	$0.00
SPECIAL BOX CULVERT X-ING		*L.S*	*$5,325.00*	*$ -*	*1*		1	$5,325.00
FH INSTALLATION AS MAIN LAID	1	EA.	$825.00	$ 825.00	1		1	$825.00
WET TAP	2	EA.	$900.00	$ 1,800.00	1		1	$900.00
ROCK EXCAVATION		C.Y.	$185.00	$ -			0	$0.00
EXTRA DEPTH	75	FT./FT.	$3.00	$ 225.00			0	$0.00
SERVICE TRANSFERS(3' PAVE)	9	EA.	$675.00	$ 6,075.00	9		9	$6,075.00
SERVICE TRANSFERS-2"	1	EA.	$750.00	$ 750.00	1		1	$750.00
CROSS TIE TO SMALL MAIN		EA.	$1,325.00	$ -	1		1	$1,325.00
TRAFFIC/PEDESTRIAN CONTROL	4	EA.	$150.00	$ 600.00	4		4	$600.00
INS 4" OR LARGER TEE & VLV		EA.	$150.00	$ -	1		1	$150.00
BLOW OFF INSTALLATION		EA.	$145.00	$ -	1		1	$145.00
PIPE CUTTING	5	EA.	$75.00	$ 375.00	9		9	$675.00
UNCOVER AND CLEAN OUT VB		*EA.*	*$150.00*	*$ -*	*1*		*1*	*$150.00*
KILL OLD MAIN		EA.	$1,175.00	$0.00			0	$0.00
72141121 Pipe Install Labor				**$21,873.75**				**$26,426.25**
GRANULAR BACKFILL	15	TON	$30.00	$ 450.00			0	$0.00
FLOWABLE BACKFILL	103	C.Y.	$210.00	$ 21,630.00	89.5		89.5	$18,795.00
MILL & PAVE ASPHALT	2040	L.F.	$8.75	$ 17,850.00		127	127	$1,111.25
LANE PAVING	515	L.F.	$45.50	$ 23,432.50		552	552	$25,116.00
ASPHALT ON FLOWABLE		L.F.	$19.00	$ -			0	$0.00
REPLACE CONCRET SIDEWALK		S.F.	$10.00	$ -			0	$0.00
REPLACE 8" DRIVES		S.F.	$13.50	$ -			0	$0.00
72141105 Pipe Restor.Paving				**$63,362.50**				**$45,022.25**
SEEDING, STRAW, MULCHING		L.F.	$5.25	$ -			0	$0.00
EROSION CONTROL		EA.	$1.00	$ -			0	$0.00
72141102 LANDSCAPE REST.				**$ -**				**$0.00**
MATERIAL		EA.	$122.16	$ -	1		1	$122.16
MATERIAL		EA.	$0.00	$ -			0	$0.00
MATERIAL		EA.	$0.00	$ -			0	$0.00
30191801 PIPE MATERIAL				**$ -**				**$122.16**
		TOTAL		**$85,236.25**				**$71,570.66**

AMOUNT OF ALL ESTIMATES TO CONTRACTOR TO DATE

*varies per project (ft/developed)

ESTIMATE SUBMITTED.....CONTRACTOR

ESTIMATE CHECKED.....INSPECTOR

ESTIMATE APPROVED.....ENGINEER

ESTIMATE NO.	AMT. OF ESTIMATE
1)	$ 4,713.00
2)	$ 19,922.00
3)	$ 20,708.41
4)	$ 26,227.25
5)	

TOTAL TO DATE	$ 71,570.66
LESS PREVIOUS PAYMENTS	$45,343.41
PAY THIS AMOUNT	**$ 26,227.25**

Final Invoice

WE 1006261276
PO 5000097612

Eslinger Contracting Company, Inc - Phaltless Paving

Job: Hanover

Date: 4/15/2018

ECC Inv. # 15399

Mill & Pave

Width	Length	SF
3.5	13	45.50
2	5.5	11.00
4	6.5	26.00
2	3	6.00
2	5.5	11.00
2.5	3	7.50
4	5	20.00
		0.00

M&P TOTAL SF = 127.00

Lane Pave

Units	Length	LF
1	319	319.00
1	155	155.00
2	39	78.00
		0.00
		0.00
		0.00
		0.00
		0.00

LP TOTAL LF = 552.00

Driveways

Units	Length	LF
		0.00
		0.00
		0.00
		0.00
		0.00
		0.00
		0.00
		0.00
		0.00
		0.00

DW TOTAL LF= 0.00

WE 1006278310
WE 1006278311
WE 1006278312
PO 5000097612

INVOICE FROM:

ESLINGER CONTRACTING CO., INC.
4849 Cloud Springs Rd.
Ringgold, Ga. 30736 (706) 891-0001

Vendor 102423

Invoice number 15384 Date 3/31/2018

Purchase Order 5000097612

Job Description PROJECT: Hanover Street - Install 615'-6" Main & 1 Fire Hydrant from Hixson Pike to Barton Ave

E-mail GRADY.STOUT@AMWATER.COM

10	5000097612	Pipe Install Labor	$	12,291.25
20	5000097612	Paving	$	8,295.00
30	5000097612	Landscaping	$	-
40	5000097612	Materials	$	122.16
		Total	$	20,708.41

WE 1006278310
WE 1006278311
WE 1006278312
PO 5000097612

INVOICE FROM:

ESLINGER PAVING CO., INC.
4849 Cloud Springs Rd.
Ringgold, Ga. 30736 **(706) 891-0001**

ACCOUNTING INFORMATION

WBS# R26-02B1.18-P-0002	
PO #	5000097612

PROJECT: Hanover Street - Install 615'-6" Main & 1 Fire Hydrant from Hixson Pike to Barton Ave

TO: Tennessee American Water
P.O. Box 5608
Cherry Hill, NJ 08034
GRADY.STOUT@AMWATER.COM

For Period From: 3/16/2018 TO 3/31/2018
ECC Inv. #: 15384
Invoice Date: 3/31/2018

CONTRACT ESTIMATE					PAY QUANTITIES			
ITEM	QUANTITY	UNIT	UNIT PRICE	AMOUNT	PREVIOUS ESTIMATE	THIS ESTIMATE	TOTAL TO DATE	AMOUNT DOLLARS / CENTS
TRENCH IN SERVICE LINE		L.F.	$12.75	$ -		7	7	$89.25
EXCAVATE & LAYING 6" DI*	615	L.F.	$18.25	$ 11,223.75	380	136	516	$9,417.00
EXCAVATE & LAYING 8" DI*		L.F.	$17.50	$ -			0	$0.00
SPECIAL BOX CULVERT X-ING		*L.S*	*$5,325.00*	*$ -*	*1*		1	$5,325.00
FH INSTALLATION AS MAIN LAID	1	EA.	$825.00	$ 825.00	1		1	$825.00
WET TAP	2	EA.	$900.00	$ 1,800.00	1		1	$900.00
ROCK EXCAVATION		C.Y.	$185.00	$ -			0	$0.00
EXTRA DEPTH	75	FT./FT.	$3.00	$ 225.00			0	$0.00
SERVICE TRANSFERS(3' PAVE)	9	EA.	$675.00	$ 6,075.00		9	9	$6,075.00
SERVICE TRANSFERS-2"	1	EA.	$750.00	$ 750.00		1	1	$750.00
CROSS TIE TO SMALL MAIN		EA.	$1,325.00	$ -		1	1	$1,325.00
TRAFFIC/PEDESTRIAN CONTROL	4	EA.	$150.00	$ 600.00		4	4	$600.00
INS 4" OR LARGER TEE & VLV		EA.	$150.00	$ -		1	1	$150.00
BLOW OFF INSTALLATION		EA.	$145.00	$ -		1	1	$145.00
PIPE CUTTING	5	EA.	$75.00	$ 375.00	2	7	9	$675.00
UNCOVER AND CLEAN OUT VB		*EA.*	*$150.00*	*$ -*		*1*	*1*	*$150.00*
KILL OLD MAIN		EA.	$1,175.00	$0.00			0	$0.00
72141121 Pipe Install Labor				**$21,873.75**				**$26,426.25**
GRANULAR BACKFILL	15	TON	$30.00	$ 450.00			0	$0.00
FLOWABLE BACKFILL	103	C.Y.	$210.00	$ 21,630.00	50	39.5	89.5	$18,795.00
MILL & PAVE ASPHALT	2040	L.F.	$8.75	$ 17,850.00			0	$0.00
LANE PAVING	515	L.F.	$45.50	$ 23,432.50			0	$0.00
ASPHALT ON FLOWABLE		L.F.	$19.00	$ -			0	$0.00
REPLACE CONCRET SIDEWALK		S.F.	$10.00	$ -			0	$0.00
REPLACE 8" DRIVES		S.F.	$13.50	$ -			0	$0.00
72141105 Pipe Restor.Paving				**$63,362.50**				**$18,795.00**
SEEDING, STRAW, MULCHING		L.F.	$5.25	$ -			0	$0.00
EROSION CONTROL		EA.	$1.00	$ -			0	$0.00
72141102 LANDSCAPE REST.				$ -				~~$0.00~~
MATERIAL		EA.	$122.16	$ -		1	1	$122.16
MATERIAL		EA.	$0.00	$ -			0	$0.00
MATERIAL		EA.	$0.00	$ -			0	$0.00
30191801 PIPE MATERIAL				$ -				**$122.16**
		TOTAL		**$85,236.25**				**$45,343.41**

AMOUNT OF ALL ESTIMATES TO CONTRACTOR TO DATE

*varies per project (ft/developed)

ESTIMATE SUBMITTED.....CONTRACTOR

ESTIMATE CHECKED.....INSPECTOR

ESTIMATE APPROVED.....ENGINEER

ESTIMATE NO.	AMT. OF ESTIMATE
1)	$ 4,713.00
2)	$ 19,922.00
3)	$ 20,708.41
4)	
5)	
TOTAL TO DATE	$ 45,343.41
LESS PREVIOUS PAYMENTS	$24,635.00
PAY THIS AMOUNT	**$ 20,708.41**

Partial Invoice

WE 1006278310
WE 1006278311
WE 1006278312
PO 5000097612

Eslinger Contracting Company, Inc

Stone Ticket Tonnage for TAWC Projects

Date: 3/31/2018
Job: Hanover Street
WBS #: R26-02B1.18-P-0002
ECC Inv. #: 15384

Vulcan Ticket #'s	***Tons***			
4264880	0.00		Dust w/ Flowable	
4265188	0.00		Dust w/ Flowable	

Line Total Tons = 0 0

Reference Only

Flowable Backfill Tickets

TNT # 9507	12.1 CY
TNT # 9511	7.8 CY
TNT # 9524	11.9 CY
TNT # 9531	7.7 CY
TNT #	CY
Total =	39.5 CY

WE 1006278310
WE 1006278311
WE 1006278312
PO 5000097612

TNT Concrete LLC
996 County Road 20
Calhoun, TN 37309
(423) 648-2813

09507

Date: 3/19/18

Sold to: Eslinger Const.

Address: Barton Ave @ Hanover St.

METER READING-END

METER READING-START

UNITS DELIVERED

QUANTITY	DESCRIPTION	PRICE	AMOUNT
12.1 yds.	Flowable Fill		
		TAX	
		TOTAL	

Purchaser assumes full responsibility for strength, slump, and quality of concrete when additional water or other material is requested on job.

I, the undersigned, will assume all responsibility for any damages where delivery is made inside of the curb.

Signature:

TNT Concrete LLC
996 County Road 20
Calhoun, TN 37309
(423) 648-2813

09524

Date: 3/28/18

Sold to: Eslinger Const.

Address: 921 Barton Ave

METER READING-END

METER READING-START

UNITS DELIVERED

QUANTITY	DESCRIPTION	PRICE	AMOUNT
11.9 yds.	Flowable Fill		
		TAX	
		TOTAL	

Purchaser assumes full responsibility for strength, slump, and quality of concrete when additional water or other material is requested on job.

I, the undersigned, will assume all responsibility for any damages where delivery is made inside of the curb.

Signature:

WE 1006278310
WE 1006278311
WE 1006278312
PO 5000097612

TNT Concrete LLC
996 County Road 20
Calhoun, TN 37309
(423) 648-2813

09511

Date: 3/21/18

Sold to: Eslinger Const,

Address: 921 Barton Ave,

METER READING-END

METER READING-START

UNITS DELIVERED

QUANTITY	DESCRIPTION	PRICE	AMOUNT
7.8yds,	Flowable Fill		
		TAX	
		TOTAL	

Purchaser assumes full responsibility for strength, slump, and quality of concrete when additional water or other material is requested on job.

I, the undersigned, will assume all responsibility for any damages where delivery is made inside of the curb.

Signature:

TNT Concrete LLC
996 County Road 20
Calhoun, TN 37309
(423) 648-2813

09531

Date: 3/30/18

Sold to: Eslinger Const.

Address: 921 Barton Ave

METER READING-END

METER READING-START

UNITS DELIVERED

QUANTITY	DESCRIPTION	PRICE	AMOUNT
7.7yds,	Flowable Fill		
		TAX	
		TOTAL	

Purchaser assumes full responsibility for strength, slump, and quality of concrete when additional water or other material is requested on job.

I, the undersigned, will assume all responsibility for any damages where delivery is made inside of the curb.

Signature: Matt Hanson

WE 1006278310
WE 1006278311
WE 1006278312
PO 5000097612

Eslinger Contracting Company, Inc

Material Charges for TAWC Projects

Date: 3/31/2018
Job: Hanover Street
WBS #: R26-02B1.18-P-0002
ECC Inv. #: 15384

Company	Description	Qty.	Unit	Unit Total	Total
Walter A. Woods					
2127150-01	2" Hymax Couplings	1	Each	$102.44	$102.44
					$0.00
					$0.00
					$0.00
					$0.00
					$0.00
					$0.00
					$0.00
					$0.00
					$0.00
					$0.00

Unit Total:	$102.44
10% OH Charges =	$10.24
TN Tax 9.25%:	$9.48
Invoice Total:	$122.16

WE 1006278310
WE 1006278311
WE 1006278312
PO 5000097612

Remit To:
P.O. Box 100
Rossville, GA 30741
Phone: 423-867-1033
Fax: 423-308-1054

WALTER WOOD SUPPLY CO., INC.

Corporate Info:
4509 Rossville Boulevard
Chattanooga, Tennessee 37407
Toll Free: 800-476-1415
WebSite: www.walterwood.com

SHIP/TR/INVOICE NUMBER
E00239 2127150-01

SHIP/TR/INVOICE NUMBER
2127150-01

BILL TO:
ESLINGER CONTRACTING COMPANY
4849 CLOUD SPRINGS ROAD
RINGGOLD GA 30736

SHIP TO:
CUSTOMER PICKED UP
TN 9999999999

CUSTOMER P.O.NO. HANOVER

CUSTOMER P.O.NO. HANOVER

SHIP/TR/INVOICE NUMBER	SLSMN	ORDER DATE	TAKER	CUSTOMER P.O. NUMBER	DATE
2127150-01	778	03/29/18	104	HANOVER	03/30/18

INSTRUCTIONS	FRT.	PAGE NO.
W/C	P	1

QUANTITY ORDERED	QUANTITY B.O./RET.	QUANTITY SHIPPED	DISP.	ITEM CODE AND DESCRIPTION	U/M	UNIT PRICE	AMOUNT
1		1	*	TPS860-56-0054-16 2" HYMAX COUPLING	EA	102.4400	102.44

CODE EXPLANATION
* - STATE TAX APPLICABLE
\# - FED./OTHER TAX APPLICABLE
= - STATE & FEDERAL TAX
B - BALANCE BACK ORDERED
C - CONSIDER COMPLETE
D - DIRECT SHIPMENT
F - FACTORY MINIMUM
rt - RETURNED CYL.

*** THIS IS YOUR INVOICE ***

FREIGHT IN	FREIGHT OUT
0.00	0.00

NET TERMS: INV 30 DUE: 04/29/18

NET T

YOU MAY DEDUCT A CASH DISCOUNT
OF 1.02 IF PAID BY 04/09/18

SUB TOTAL	102.44
SURC.	
TELE. CHARGE	
FREIGHT TOTAL	0.00
FED./OTHER TAX	
STATE TAX	9.48
PAYMENT REC'D.	0.00

TOTAL AMT DUE
111.92

XLOPTB 8/88

CUSTOMER COPY

WE 1006356206
PO 5000097612

INVOICE FROM:

ESLINGER CONTRACTING CO., INC.
4849 Cloud Springs Rd.
Ringgold, Ga. 30736 (706) 891-0001

Vendor 102423

Invoice number 15410 Date 4/30/2018

Purchase Order 5000097612

Job Description PROJECT: Hanover Street - Install 615'-6" Main & 1 Fire Hydrant from Hixson Pike to Barton Ave

E-mail GRADY.STOUT@AMWATER.COM

10	5000097612	Pipe Install Labor	$	-
20	5000097612	Paving	$	6,893.25
30	5000097612	Landscaping	$	-
40	5000097612	Materials	$	-
		Total	$	6,893.25

INVOICE FROM:

ESLINGER CONTRACTING CO., INC.
4849 Cloud Springs Rd.
Ringgold, Ga. 30736 **(706) 891-0001**

ACCOUNTING INFORMATION

WBS# R26-02B1.18-P-0002	
PO #	5000097612

PROJECT: Hanover Street - Install 615'-6" Main & 1 Fire Hydrant from Hixson Pike to Barton Ave

TO: Tennessee American Water
P.O. Box 5608
Cherry Hill, NJ 08034
GRADY.STOUT@AMWATER.COM

For Period From: 4/16/2018 TO 4/30/2018
ECC Inv. #: 15410
Invoice Date: 4/30/2018

CONTRACT ESTIMATE					PAY QUANTITIES			
ITEM	QUANTITY	UNIT	UNIT PRICE	AMOUNT	PREVIOUS ESTIMATE	THIS ESTIMATE	TOTAL TO DATE	AMOUNT DOLLARS / CENTS
TRENCH IN SERVICE LINE		L.F.	$12.75	$ -	7		7	$89.25
EXCAVATE & LAYING 6" DI*	615	L.F.	$18.25	$ 11,223.75	516		516	$9,417.00
EXCAVATE & LAYING 8" DI*		L.F.	$17.50	$ -			0	$0.00
SPECIAL BOX CULVERT X-ING		*L.S*	*$5,325.00*	*$ -*	*1*		1	$5,325.00
FH INSTALLATION AS MAIN LAID	1	EA.	$825.00	$ 825.00	1		1	$825.00
WET TAP	2	EA.	$900.00	$ 1,800.00	1		1	$900.00
ROCK EXCAVATION		C.Y.	$185.00	$ -			0	$0.00
EXTRA DEPTH	75	FT./FT.	$3.00	$ 225.00			0	$0.00
SERVICE TRANSFERS(3' PAVE)	9	EA.	$675.00	$ 6,075.00	9		9	$6,075.00
SERVICE TRANSFERS-2"	1	EA.	$750.00	$ 750.00	1		1	$750.00
CROSS TIE TO SMALL MAIN		EA.	$1,325.00	$ -	1		1	$1,325.00
TRAFFIC/PEDESTRIAN CONTROL	4	EA.	$150.00	$ 600.00	4		4	$600.00
INS 4" OR LARGER TEE & VLV		EA.	$150.00	$ -	1		1	$150.00
BLOW OFF INSTALLATION		EA.	$145.00	$ -	1		1	$145.00
PIPE CUTTING	5	EA.	$75.00	$ 375.00	9		9	$675.00
UNCOVER AND CLEAN OUT VB		*EA.*	*$150.00*	*$ -*	*1*		*1*	*$150.00*
KILL OLD MAIN		EA.	$1,175.00	$0.00			0	$0.00
72141121 Pipe Install Labor				**$21,873.75**				**$26,426.25**
GRANULAR BACKFILL	15	TON	$30.00	$ 450.00			0	$0.00
FLOWABLE BACKFILL	103	C.Y.	$210.00	$ 21,630.00	89.5		89.5	$18,795.00
MILL & PAVE ASPHALT	2040	L.F.	$8.75	$ 17,850.00	127		127	$1,111.25
LANE PAVING	515	L.F.	$45.50	$ 23,432.50	552		552	$25,116.00
SPECIAL PAVING REQUIRED BY CITY		L.S.	$6,893.25	$ -		1	1	$6,893.25
REPLACE CONCRET SIDEWALK		S.F.	$10.00	$ -			0	$0.00
REPLACE 8" DRIVES		S.F.	$13.50	$ -			0	$0.00
72141105 Pipe Restor.Paving				**$63,362.50**				**$51,915.50**
SEEDING, STRAW, MULCHING		L.F.	$5.25	$ -			0	$0.00
EROSION CONTROL		EA.	$1.00	$ -			0	$0.00
72141102 LANDSCAPE REST.				**$ -**				**$0.00**
MATERIAL		EA.	$122.16	$ -	1		1	$122.16
MATERIAL		EA.	$0.00	$ -			0	$0.00
MATERIAL		EA.	$0.00	$ -			0	$0.00
30191801 PIPE MATERIAL				**$ -**				**$122.16**
		TOTAL		**$85,236.25**				**$78,463.91**

AMOUNT OF ALL ESTIMATES TO CONTRACTOR TO DATE

*varies per project (ft/developed)

ESTIMATE SUBMITTED.....CONTRACTOR

ESTIMATE CHECKED.....INSPECTOR

ESTIMATE APPROVED.....ENGINEER

ESTIMATE NO.	AMT. OF ESTIMATE
1)	$ 4,713.00
2)	$ 19,922.00
3)	$ 20,708.41
4)	$ 26,227.25
5)	$ 6,893.25
TOTAL TO DATE	$ 78,463.91
LESS PREVIOUS PAYMENTS	$71,570.66
PAY THIS AMOUNT	**$ 6,893.25**

Final Invoice (2nd)

WE 1006356206
PO 5000097612

Phaltless,Inc.
2611 Riverside Drive
Chattanooga, 37406
(423)622-1037
1(888)622-1037 Fax (423)622-9823

Invoice

DATE	INVOICE N...
4/30/18	10780

BILL TO
Eslinger Contracting Company 4849 Cloud Spring Rd. Ringgold, GA 30736

P.O. NO.	TERMS
	Due on receipt

DESCRIPTION	AMOUNT
Job: Hanober St.- Mill & Pave -	6,565.00
Thank you for your business.	**Total** $6,565.00

5% SPECIAL ON COST $328.25

TOTAL $6,893.25

WE 1006410944
PO 5000097615

thompson
ENGINEERING

Tennessee American Water Company
PO Box 5608
Cherry Hill NJ 08034
Attention: Grady.Stout@amwater.com

Invoice # : 18042664
Project : 1811090001
Project Name : TAW - 2018 Chattanooga Inspectic
Invoice Group : 03
Invoice Date : 5/9/2018
P.M. : RANDY FRANKLIN BROWN

For Professional Services Rendered through: 4/27/2018

PO #5000097615; R26-02B1.18-P-0002 - Hanover Inspections

Salaries		
Rate Schedule Labor	2,000.00	
Total Salaries		2,000.00
Expenses		
Unit Pricing - Rate	98.80	
Total Expenses		98.80
Amount Due This Invoice **		2,098.80

Please reference invoice number 18042664 when remitting payment.

All charges are due and payable thirty (30) days from the date of this invoice. If the invoice is not paid within 30 days, contractual interest (or, if not specified in the contract, the maximum interest rate allowed by law) will be charged. In addition to interest, the payor will be responsible for payment of all collection expenses, including court costs and attorney fees for collection of any past

2970 Cottage Hill Road, Suite 190
Mobile, AL 36606
251.666.2443 ph / 251.666.6422 fax
www.thompsonengineering.com

WE 1006410944
PO 5000097615

Project : 1811090001 -- TAW - 2018 Chattanooga Inspections **Invoice # : 18042664**

Phase : 03 -- Hanover Inspections

Rate Schedule Labor

Class / Employee Name	*Date*	*Hours*	*Rate*	*Amount*
Level II Inspector				
LARRY STANLEY	4/2/2018	2.00	80.00	160.00
	4/3/2018	1.00	80.00	80.00
	4/9/2018	1.00	80.00	80.00
	4/10/2018	1.00	80.00	80.00
	4/11/2018	1.00	80.00	80.00
	4/25/2018	3.00	80.00	240.00
		9.00		720.00
STEVEN BETTY	4/5/2018	4.00	80.00	320.00
	4/11/2018	2.00	80.00	160.00
	4/12/2018	2.00	80.00	160.00
	4/18/2018	2.00	80.00	160.00
	4/20/2018	2.00	80.00	160.00
	4/23/2018	2.00	80.00	160.00
	4/25/2018	2.00	80.00	160.00
		16.00		1,280.00
Total: Level II Inspector		25.00		2,000.00
		Rate Schedule Labor		***2,000.00***

Unit Pricing Expenses

Vendor / Employee Name	*Doc Nbr*	*Date*	*Units*	*Rate*	*Amount*
Unit Pricing - Mileage					
Federal Rate Mileage					
LARRY STANLEY	102470	4/2/2018	3.00	0.6500	1.95
	102470	4/3/2018	3.00	0.6500	1.95
	102634	4/9/2018	3.00	0.6500	1.95
	102634	4/10/2018	3.00	0.6500	1.95
	102634	4/11/2018	3.00	0.6500	1.95
	102943	4/25/2018	14.00	0.6500	9.10
			29.00		18.85
STEVEN BETTY	102469	4/5/2018	24.00	0.6500	15.60
	102633	4/11/2018	27.00	0.6500	17.55
	102633	4/12/2018	22.00	0.6500	14.30
	102782	4/20/2018	12.00	0.6500	7.80
	102945	4/23/2018	21.00	0.6500	13.65
	102945	4/25/2018	17.00	0.6500	11.05
			123.00		79.95
Total: Unit Pricing - Mileage					98.80
		Unit Pricing			***98.80***

Total Phase : 03 -- Hanover Inspections

Labor : 2,000.00
Expense : 98.80

Total Project: 1811090001 -- TAW - 2018 Chattanooga Inspections **2,098.80**

WE 1006410944
PO 5000097615

WEEKLY TIME LOG

Employee #089269 **Larry K. Stanley** **Week Ending: 04/06/18**

Work Order #'s	PO Number	TE Phase	Work Order Description	SAT 3/31	SUN 4/1	MON 4/2	TUE 4/3	WED 4/4	THU 4/5	FRI 4/6	TOTALS
R26-02B1.17-P-0004	5000069451	06	Cain Ave. - 8", 6", 4" & FHs								0.00
R26-02B1.16-P-0006	5000087581	34	Semi Circle - 8", 6", 4" & FHs				1.00				1.00
R26-02B1.17-P-0016	5000084649	30	Paden Lane - 6", 4" & FH			3.00			2.00		5.00
R26-02B1.17-P-0015	5000088705	35	Edgemon Forrest Lane - 6" & 4" Mains & FHs							3.00	3.00
R26-02D1.17-P-0009	5000092370	42	ML King Blvd. - Relocate 12" Main								0.00
D26-0201-P-0534	5000092694	43	Elam/Publix - 8" Main & FH								0.00
R26-02B1.18-P-0002	5000097615	03	Hanover St. - 6" Main & Fh			2.00	1.00				3.00
R26-02D1.18-P-0008	5000090435	39	Camp Jordan Parkway - Relocate 12"								0.00
R26-02D1.17-P-0006	5000100116	04	Fulton St. - Reinstall 8" Main					3.00			3.00
D26-0201-P-0537	5000101005	06	River Gorge Rd. Phase 7 - 12" Main & FHs			3.00	2.00	4.00	3.00	3.00	15.00
D26-0201-P-0539	5000100123	05	Camber Hill - 6" Main & FHs				2.00				2.00
R26-02D1.18-P-0005		07	Swan Road - Relocate 8" Main				2.00	1.00	3.00		6.00
	5000093510	****	Non-Work Order Related							2.00	2.00

Work Order #'s	PO Number	TE Phase	Mileage Description	SAT 3/31	SUN 4/1	MON 4/2	TUE 4/3	WED 4/4	THU 4/5	FRI 4/6	TOTALS
R26-02B1.17-P-0004	5000069451	06	Cain Ave. - 8", 6", 4" & FHs								0.00
R26-02B1.16-P-0006	5000087581	34	Semi Circle - 8", 6", 4" & FHs				10.00				10.00
R26-02B1.17-P-0016	5000084649	30	Paden Lane - 6", 4" & FH			26.00			16.00		42.00
R26-02B1.17-P-0015	5000088705	35	Edgemon Forrest Lane - 6" & 4" Mains & FHs							6.00	6.00
R26-02D1.17-P-0009	5000092370	42	ML King Blvd. - Relocate 12" Main								0.00
D26-0201-P-0534	5000092694	43	Elam/Publix - 8" Main & FH								0.00
R26-02B1.18-P-0002	5000097615	03	Hanover St. - 6" Main & Fh			3.00	3.00				6.00
R26-02D1.18-P-0008	5000090435	39	Camp Jordan Parkway - Relocate 12"								0.00
R26-02D1.17-P-0006	5000100116	04	Fulton St. - Reinstall 8" Main					9.00			9.00
D26-0201-P-0537	5000101005	06	River Gorge Rd. Phase 7 - 12" Main & FHs			3.00	3.00	29.00	15.00	7.00	57.00
D26-0201-P-0539	5000100123	05	Camber Hill - 6" Main & FHs				12.00				12.00
R26-02D1.18-P-0005	0	07	Swan Road - Relocate 8" Main				12.00	3.00	16.00		31.00
	5000093510	****	Non-Work Order Related							3.00	3.00

THOMPSON DIRECT & INDIRECT LABOR

PROJECT NAME	PROJECT #	PHASE	CLASS	DESCRIPTION	SAT 3/31	SUN 4/1	MON 4/2	TUE 4/3	WED 4/4	THU 4/5	FRI 4/6	TOTALS
Tennessee American Water	18-1109-0001	1			0.00	0.00	8.00	8.00	8.00	8.00	8.00	40.00
Arnold AFB Water Main	15-1109-0018	*****	003									0.00
Chickamauga Creek Gmwy	10-4030-0002											0.00
THOMPSON DIRECT LABOR TOTAL					0.00	0.00	8.00	8.00	8.00	8.00	8.00	40.00
Arnold AFB Water Main	15-1109-0018		003									0.00
Chickamauga Creek Gmwy	10-4030-0002		0									0.00
SUBTOTAL DIRECT LABOR					0.00	0.00	8.00	8.00	8.00	8.00	8.00	40.00
Indirect Labor	18-9999-0000	999		Attended a meeting with Chad Brown								0.00
Indirect Labor	18-9999-0004	999		Floating Holiday								0.00
Annual Leave	18-9999-0001	999		Vacation								0.00
Holiday Leave	18-9999-0003	999		New Years Day								0.00
SUBTOTALS INDIRECT LABOR					0.00	0.00	0.00	0.00	0.00	0.00	0.00	0.00
TOTAL HOURS					0.00	0.00	8.00	8.00	8.00	8.00	8.00	40.00

Larry K. Stanley

Larry K. Stanley (Employee)

Randy Brown

Randy Brown - Supervisor

REGULAR HOURS: 40.00
OVERTIME O/T HOURS: 0.00
HOLIDAY/LEAVE HOURS: 0.00

WE 1006410944
PO 5000097615

WEEKLY TIME LOG

Employee #089269 **Larry K. Stanley** **Week Ending: 04/13/18**

Work Order #'s	PO Number	TE Phase	Work Order Description	SAT 4/7	SUN 4/8	MON 4/9	TUE 4/10	WED 4/11	THU 4/12	FRI 4/13	TOTALS
R26-02B1.17-P-0004	5000069451	06	Cain Ave. - 8", 6", 4" & FHs								0.00
R26-02B1.16-P-0006	5000087581	34	Semi Circle - 8", 6", 4" & FHs						1.00		1.00
R26-02B1.17-P-0016	5000084649	30	Paden Lane - 6", 4" & FH			1.00	1.00				2.00
R26-02B1.17-P-0015	5000088705	35	Edgemon Forrest Lane - 6" & 4" Mains & FHs			2.00	1.00	1.00	1.00		5.00
R26-02D1.17-P-0009	5000092370	42	ML King Blvd. - Relocate 12" Main								0.00
D26-0201-P-0534	5000092694	43	Elam/Publix - 8" Main & FH								0.00
R26-02B1.18-P-0002	5000097615	03	Hanover St. - 6" Main & Fh			1.00	1.00	1.00			3.00
R26-02D1.18-P-0008	5000090435	39	Camp Jordan Parkway - Relocate 12"								0.00
R26-02D1.17-P-0006	5000100116	04	Fulton St. - Reinstall 8" Main			3.00	1.00				4.00
D26-0201-P-0537	5000101005	06	River Gorge Rd. Phase 7 - 12" Main & FHs				2.00	2.00	4.00		8.00
D26-0201-P-0539	5000100123	05	Camber Hill - 6" Main & FHs			1.00	2.00	2.00	2.00		7.00
R26-02D1.18-P-0005	5000101091	07	Swan Road - Relocate 8" Main							8.00	8.00
	5000093510	****	Non-Work Order Related					2.00			2.00
											0.00

Work Order #'s	PO Number	TE Phase	Mileage Description	SAT 4/7	SUN 4/8	MON 4/9	TUE 4/10	WED 4/11	THU 4/12	FRI 4/13	TOTALS
R26-02B1.17-P-0004	5000069451	06	Cain Ave. - 8", 6", 4" & FHs								0.00
R26-02B1.16-P-0006	5000087581	34	Semi Circle - 8", 6", 4" & FHs						7.00		7.00
R26-02B1.17-P-0016	5000084649	30	Paden Lane - 6", 4" & FH			3.00	3.00				6.00
R26-02B1.17-P-0015	5000088705	35	Edgemon Forrest Lane - 6" & 4" Mains & FHs			3.00	3.00	3.00	3.00		12.00
R26-02D1.17-P-0009	5000092370	42	ML King Blvd. - Relocate 12" Main								0.00
D26-0201-P-0534	5000092694	43	Elam/Publix - 8" Main & FH								0.00
R26-02B1.18-P-0002	5000097615	03	Hanover St. - 6" Main & Fh			3.00	3.00	3.00			9.00
R26-02D1.18-P-0008	5000090435	39	Camp Jordan Parkway - Relocate 12"								0.00
R26-02D1.17-P-0006	5000100116	04	Fulton St. - Reinstall 8" Main			13.00	10.00	~~13.00~~			~~36.00~~ 23
D26-0201-P-0537	5000101005	06	River Gorge Rd. Phase 7 - 12" Main & FHs				10.00	3.00	34.00		47.00
D26-0201-P-0539	5000100123	05	Camber Hill - 6" Main & FHs			3.00	12.00	15.00	3.00		33.00
R26-02D1.18-P-0005	5000101091	07	Swan Road - Relocate 8" Main							18.00	18.00
	5000093510	****	Non-Work Order Related					3.00			3.00
											158.00

THOMPSON DIRECT & INDIRECT LABOR

PROJECT NAME	PROJECT #	PHASE	CLASS	DESCRIPTION	SAT 4/7	SUN 4/8	MON 4/9	TUE 4/10	WED 4/11	THU 4/12	FRI 4/13	TOTALS
Tennessee American Water	18-1109-0001	1			0.00	0.00	8.00	8.00	8.00	8.00	8.00	40.00
Arnold AFB Water Main	15-1109-0018	*****	003									0.00
Chickamauga Creek Grnwy	10-4030-0002											0.00
THOMPSON DIRECT LABOR TOTAL					0.00	0.00	8.00	8.00	8.00	8.00	8.00	40.00
Arnold AFB Water Main	15-1109-0018		003									0.00
Chickamauga Creek Grnwy	10-4030-0002		0									0.00
SUBTOTAL DIRECT LABOR:					0.00	0.00	8.00	8.00	8.00	8.00	8.00	40.00
Indirect Labor	18-9999-0000	999		Attended a meeting with Chad Brown								0.00
Indirect Labor	18-9999-0004	999		Floating Holiday								0.00
Annual Leave	18-9999-0001	999		Vacation								0.00
Holiday Leave	18-9999-0003	999		New Years Day								0.00
SUBTOTALS INDIRECT LABOR:					0.00	0.00	0.00	0.00	0.00	0.00	0.00	0.00
TOTAL HOURS					0.00	0.00	8.00	8.00	8.00	8.00	8.00	40.00

Larry K. Stanley

Larry K. Stanley (Employee)

Randy Brown - Supervisor

REGULAR HOURS: 40.00
OVERTIME O/T HOURS: 0.00
HOLIDAY/LEAVE HOURS: 0.00

WE 1006410944
PO 5000097615

WEEKLY TIME LOG

Employee #089269 **Larry K. Stanley** **Week Ending: 04/27/18**

Work Order #'s	PO Number	TE Phase	Work Order Description	SAT 4/21	SUN 4/22	MON 4/23	TUE 4/24	WED 4/25	THU 4/26	FRI 4/27	TOTALS
R26-02B1.17-P-0004	5000069451	06	Cain Ave. - 8", 6", 4" & FHs						1.00		1.00
R26-02B1.16-P-0006	5000087581	34	Semi Circle - 8", 6", 4" & FHs						1.00	2.00	3.00
R26-02B1.17-P-0016	5000084649	30	Paden Lane - 6", 4" & FH					3.00			3.00
R26-02B1.17-P-0015	5000088705	35	Edgemon Forrest Lane - 6" & 4" Mains & FHs			2.00	2.00				4.00
R26-02D1.17-P-0009	5000092370	42	ML King Blvd. - Relocate 12" Main								0.00
D26-0201-P-0534	5000092694	43	Elam/Publix - 8" Main & FH						1.00	3.00	4.00
R26-02B1.18-P-0002	5000097615	03	Hanover St. - 6" Main & Fh					3.00			3.00
R26-02D1.18-P-0008	5000090435	39	Camp Jordan Parkway - Relocate 12"			3.00	3.00		2.00		8.00
R26-02D1.17-P-0006	5000100116	04	Fulton St. - Reinstall 8" Main						1.00	2.00	3.00
D26-0201-P-0537	5000101005	06	River Gorge Rd. Phase 7 - 12" Main & FHs								0.00
D26-0201-P-0539	5000100123	05	Camber Hill - 6" Main & FHs								0.00
R26-02D1.18-P-0005	5000101091	07	Swan Road - Relocate 8" Main						2.00		2.00
	5000093510	****	Non-Work Order Related			3.00	3.00	2.00		1.00	9.00

Work Order #'s	PO Number	TE Phase	Mileage Description	SAT 4/21	SUN 4/22	MON 4/23	TUE 4/24	WED 4/25	THU 4/26	FRI 4/27	TOTALS
R26-02B1.17-P-0004	5000069451	06	Cain Ave. - 8", 6", 4" & FHs						5.00		5.00
R26-02B1.16-P-0006	5000087581	34	Semi Circle - 8", 6", 4" & FHs						3.00	13.00	16.00
R26-02B1.17-P-0016	5000084649	30	Paden Lane - 6", 4" & FH					14.00			14.00
R26-02B1.17-P-0015	5000088705	35	Edgemon Forrest Lane - 6" & 4" Mains & FHs			3.00	18.00				21.00
R26-02D1.17-P-0009	5000092370	42	ML King Blvd. - Relocate 12" Main								0.00
D26-0201-P-0534	5000092694	43	Elam/Publix - 8" Main & FH						3.00	28.00	31.00
R26-02B1.18-P-0002	5000097615	03	Hanover St. - 6" Main & Fh					14.00			14.00
R26-02D1.18-P-0008	5000090435	39	Camp Jordan Parkway - Relocate 12"			3.00	16.00		3.00		22.00
R26-02D1.17-P-0006	5000100116	04	Fulton St. - Reinstall 8" Main						3.00	8.00	11.00
D26-0201-P-0537	5000101005	06	River Gorge Rd. Phase 7 - 12" Main & FHs								0.00
D26-0201-P-0539	5000100123	05	Camber Hill - 6" Main & FHs								0.00
R26-02D1.18-P-0005	5000101091	07	Swan Road - Relocate 8" Main						3.00		3.00
	5000093510	****	Non-Work Order Related			32.00	16.00	26.00		3.00	77.00

THOMPSON DIRECT & INDIRECT LABOR

PROJECT NAME	PROJECT #	PHASE	CLASS	DESCRIPTION	SAT 4/21	SUN 4/22	MON 4/23	TUE 4/24	WED 4/25	THU 4/26	FRI 4/27	TOTALS
Tennessee American Water	18-1109-0001	1			0.00	0.00	8.00	8.00	8.00	8.00	8.00	40.00
Arnold AFB Water Main	15-1109-0018	*****	003									0.00
Chickamauga Creek Gmwy	10-4030-0002											0.00
THOMPSON DIRECT LABOR TOTAL					0.00	0.00	8.00	8.00	8.00	8.00	8.00	40.00
Arnold AFB Water Main	15-1109-0018		003									0.00
Chickamauga Creek Gmwy	10-4030-0002		0									0.00
SUBTOTAL DIRECT LABOR:					0.00	0.00	8.00	8.00	8.00	8.00	8.00	40.00
Indirect Labor	18-9999-0000	999		Volunteered at Autism Conference								0.00
Indirect Labor	18-9999-0004	999		Floating Holiday								0.00
Annual Leave	18-9999-0001	999		Vacation								0.00
Holiday Leave	18-9999-0003	999		New Years Day								0.00
SUBTOTALS INDIRECT LABOR:					0.00	0.00	0.00	0.00	0.00	0.00	0.00	0.00
TOTAL HOURS					0.00	0.00	8.00	8.00	8.00	8.00	8.00	40.00

Larry K. Stanley

Larry K. Stanley (Employee)

Randy Brown

Randy Brown - Supervisor

REGULAR HOURS: 40.00
OVERTIME O/T HOURS: 0.00
HOLIDAY/LEAVE HOURS: 0.00

WE 1006410944
PO 5000097615

WEEKLY TIME LOG

Employee #090299 **Steven W Betty** **Week Ending: 04/06/18**

Work Order #'s	PO Number	TE Phase	Work Order Description	SAT 3/31	SUN 4/1	MON 4/2	TUE 4/3	WED 4/4	THU 4/5	FRI 4/6	TOTALS
R26-02B1.17-P-0004	5000069451	06	Cain Ave. - 8", 6", 4" & FHs								0.00
R26-02B1.16-P-0006	5000087581	34	Semi Circle - 8", 6", 4" & FHs								0.00
R26-02B1.17-P-0016	5000084649	30	Paden Lane - 6", 4" & FH								0.00
D26-0201-P-0532	5000090356	38	Camp Jordan Parkway - 12" Main & Stub-out							1.00	1.00
R26-02B1.17-P-0015	5000088705	35	Edgemon Forrest Lane - 6" & 4" Mains & FHs								0.00
D26-0201-P-0537	5000101005	06	River Gorge 7								0.00
R26-02D1.18-P-0005	5000101092	07	Swan RD						2.00	3.00	5.00
D26-0201-P-0534	5000092694	43	Elam/Publix - 8" Main & FH						2.00	2.00	4.00
D26-0201-P-0529	5000087236	32	Carnell Court - 8" & 6" Main & FH								0.00
R26-02D1.18-P-0004	5000101162	08	Somerville St								0.00
R26-02B1.18-P-0002	5000097615	03	Hanover St. - 6" Main & Fh								0.00
R26-02D1.18-P-0008	5000090435	39	Camp Jordan Parkway - Relocate 12"						4.00		4.00
	5000093510	****	Non-Work Order Related								0.00
										2.00	2.00

Work Order #'s	PO Number	TE Phase	Mileage Description	SAT 3/31	SUN 4/1	MON 4/2	TUE 4/3	WED 4/4	THU 4/5	FRI 4/6	TOTALS
R26-02B1.17-P-0004	5000069451	06	Cain Ave. - 8", 6", 4" & FHs								0.00
R26-02B1.16-P-0006	5000087581	34	Semi Circle - 8", 6", 4" & FHs								0.00
R26-02B1.17-P-0016	5000084649	30	Paden Lane - 6", 4" & FH								0.00
D26-0201-P-0532	5000090356	38	Camp Jordan Parkway - 12" Main & Stub-out							13.00	13.00
R26-02B1.17-P-0015	5000088705	35	Edgemon Forrest Lane - 6" & 4" Mains & FHs								0.00
D26-0201-P-0537	5000101005	06	River Gorge 7								0.00
R26-02D1.18-P-0005	5000101092	07	Swan RD						26.00	23.00	49.00
D26-0201-P-0534	5000092694	43	Elam/Publix - 8" Main & FH						24.00	26.00	50.00
D26-0201-P-0529	5000087236	32	Carnell Court - 8" & 6" Main & FH								0.00
R26-02D1.18-P-0004	5000101162	08	Somerville St								0.00
R26-02B1.18-P-0002	5000097615	03	Hanover St. - 6" Main & Fh								0.00
R26-02D1.18-P-0008	5000090435	39	Camp Jordan Parkway - Relocate 12"						24.00		24.00
	5000093510	****	Non-Work Order Related								0.00
										22.00	22.00

THOMPSON DIRECT & INDIRECT LABOR

PROJECT NAME	PROJECT #	PHASE	CLASS	DESCRIPTION	SAT 3/31	SUN 4/1	MON 4/2	TUE 4/3	WED 4/4	THU 4/5	FRI 4/6	TOTALS
Tennessee American Water	18-1109-0001	1			0.00	0.00	0.00	0.00	0.00	8.00	8.00	16.00
												0.00
THOMPSON DIRECT LABOR TOTAL					0.00	0.00	0.00	0.00	0.00	8.00	8.00	0.00 16.00
			0									0.00
												0.00
SUBTOTAL DIRECT LABOR					0:00	0:00	0:00	0:00	0:00	8:00	8:00	16:00
Indirect Labor	18-9999-0000	999										0.00
Indirect Labor	18-9999-0004	999		Floating Holiday								0.00
Annual Leave	18-9999-0001	999		Vacation			8.00	8.00	8.00			24.00
Holiday Leave	18-9999-0003	999		New Years Day								0.00
SUBTOTALS INDIRECT LABOR					0:00	0:00	8:00	8:00	8:00	0:00	0:00	24:00
TOTAL HOURS					0:00	0:00	8:00	8:00	8:00	8:00	8:00	40:00

Steven W Betty
Steven W Betty (Employee)

Randy Brown
Randy Brown - Supervisor

REGULAR HOURS: 16.00
OVERTIME O/T HOURS: 0.00
HOLIDAY/LEAVE HOURS: 24.00

WE 1006410944
PO 5000097615

WEEKLY TIME LOG

Employee #090299 **Steven W Betty** **Week Ending: 04/13/18**

Work Order #'s	PO Number	TE Phase	Work Order Description	SAT 4/7	SUN 4/8	MON 4/9	TUE 4/10	WED 4/11	THU 4/12	FRI 4/13	TOTALS
R26-02B1.17-P-0004	5000069451	06	Cain Ave. - 8", 6", 4" & FHs								0.00
R26-02B1.16-P-0006	5000087581	34	Semi Circle - 8", 6", 4" & FHs								0.00
R26-02B1.17-P-0016	5000084649	30	Paden Lane - 6", 4" & FH								0.00
D26-0201-P-0532	5000090356	38	Camp Jordan Parkway - 12" Main & Stub-out								0.00
R26-02B1.17-P-0015	5000088705	35	Edgemon Forrest Lane - 6" & 4" Mains & FHs				2.00				2.00
D26-0201-P-0537	5000101005	06	River Gorge 7			4.00			3.00		7.00
R26-02D1.18-P-0005	5000101092	07	Swan RD			2.00	3.00		2.00	2.00	9.00
R26-02D1.17-P-0006	5000100116	04	Fulton Street Main Relocation			2.00	2.00	2.00		2.00	8.00
D26-0201-P-0539	5000100123	05	CamberHill					2.00		2.00	4.00
D26-0201-P-0538		09	One Riverside								0.00
R26-02B1.18-P-0002	5000097615	03	Hanover St. - 6" Main & Fh					2.00	2.00		4.00
R26-02D1.18-P-0008	5000090435	39	Camp Jordan Parkway - Relocate 12"								0.00
	5000093510	****	Non-Work Order Related				1.00	2.00	1.00	2.00	6.00
				0.00	0.00	8.00	8.00	8.00	8.00	8.00	40.00

Work Order #'s	PO Number	TE Phase	Mileage Description	SAT 4/7	SUN 4/8	MON 4/9	TUE 4/10	WED 4/11	THU 4/12	FRI 4/13	TOTALS
R26-02B1.17-P-0004	5000069451	06	Cain Ave. - 8", 6", 4" & FHs								0.00
R26-02B1.16-P-0006	5000087581	34	Semi Circle - 8", 6", 4" & FHs								0.00
R26-02B1.17-P-0016	5000084649	30	Paden Lane - 6", 4" & FH								0.00
D26-0201-P-0532	5000090356	38	Camp Jordan Parkway - 12" Main & Stub-out								0.00
R26-02B1.17-P-0015	5000088705	35	Edgemon Forrest Lane - 6" & 4" Mains & FHs				14.00				14.00
D26-0201-P-0537	5000101005	06	River Gorge 7			28.00			26.00		54.00
R26-02D1.18-P-0005	5000101092	07	Swan RD			24.00	17.00	12.00	23.00	16.00	93.00
R26-02D1.17-P-0006	5000100116	04	Fulton Street Main Relocation			22.00	21.00	21.00		17.00	81.00
D26-0201-P-0539	5000100123	05	CamberHill							15.00	15.00
D26-0201-P-0538		09	One Riverside								0.00
R26-02B1.18-P-0002	5000097615	03	Hanover St. - 6" Main & Fh					27.00	22.00		49.00
R26-02D1.18-P-0008	5000090435	39	Camp Jordan Parkway - Relocate 12"								0.00
	5000093510	****	Non-Work Order Related				12.00	17.00	15.00	13.00	57.00

93.00 80

350

THOMPSON DIRECT & INDIRECT LABOR

PROJECT NAME	PROJECT #	PHASE	CLASS	DESCRIPTION	SAT 4/7	SUN 4/8	MON 4/9	TUE 4/10	WED 4/11	THU 4/12	FRI 4/13	TOTALS
Tennessee American Water	18-1109-0001	1			0.00	0.00	8.00	8.00	8.00	8.00	8.00	40.00
												0.00
THOMPSON DIRECT LABOR TOTAL					0.00	0.00	8.00	8.00	8.00	8.00	8.00	0.00 40.00
			0									0.00
												0.00
SUBTOTAL DIRECT LABOR					0.00	0.00	8.00	8.00	8.00	8.00	8.00	40.00
Indirect Labor	18-9999-0000	999										0.00
Indirect Labor	18-9999-0004	999		Floating Holiday								0.00
Annual Leave	18-9999-0001	999		Vacation								0.00
Holiday Leave	18-9999-0003	999		New Years Day								0.00
SUBTOTALS INDIRECT LABOR:					0.00	0.00	0.00	0.00	0.00	0.00	0.00	0.00
				TOTAL HOURS	0.00	0.00	8.00	8.00	8.00	8.00	8.00	40.00

REGULAR HOURS: 40.00
OVERTIME O/T HOURS: 0.00
HOLIDAY/LEAVE HOURS: 0.00

Steven W. Betty
Steven W Betty (Employee)

Randy Brown
Randy Brown - Supervisor

WE 1006410944
PO 5000097615

WEEKLY TIME LOG

Employee #090299 **Steven W Betty** **Week Ending:** 04/20/18

Work Order #'s	PO Number	TE Phase	Work Order Description	SAT 4/14	SUN 4/15	MON 4/16	TUE 4/17	WED 4/18	THU 4/19	FRI 4/20	TOTALS
R26-02B1.17-P-0004	5000069451	06	Cain Ave. - 8", 6", 4" & FHs								0.00
R26-02B1.16-P-0006	5000087581	34	Semi Circle - 8", 6", 4" & FHs								0.00
R26-02B1.17-P-0016	5000084649	30	Paden Lane - 6", 4" & FH								0.00
D26-0201-P-0532	5000090356	38	Camp Jordan Parkway - 12" Main & Stub-out								0.00
R26-02B1.17-P-0015	5000088705	35	Edgemon Forrest Lane - 6" & 4" Mains & FHs								0.00
D26-0201-P-0537	5000101005	06	River Gorge 7								0.00
R26-02D1.18-P-0005	5000101092	07	Swan RD			4.00			3.00		7.00
R26-02D1.17-P-0006	5000100116	04	Fulton Street Main Relocation			2.00			2.00	2.00	6.00
D26-0201-P-0539	5000100123	05	CamberHill			2.00					2.00
D26-0201-P-0538		09	One Riverside				3.00	2.00	1.00	2.00	8.00
R26-02B1.18-P-0002	5000097615	03	Hanover St. - 6" Main & Fh				2.00	2.00			4.00
R26-02D1.18-P-0008	5000090435	39	Camp Jordan Parkway - Relocate 12"					2.00		2.00	4.00
	5000093510	****	Non-Work Order Related								0.00
							3.00	2.00	2.00	2.00	9.00

Work Order #'s	PO Number	TE Phase	Mileage Description	SAT 4/14	SUN 4/15	MON 4/16	TUE 4/17	WED 4/18	THU 4/19	FRI 4/20	TOTALS
R26-02B1.17-P-0004	5000069451	06	Cain Ave. - 8", 6", 4" & FHs								0.00
R26-02B1.16-P-0006	5000087581	34	Semi Circle - 8", 6", 4" & FHs								0.00
R26-02B1.17-P-0016	5000084649	30	Paden Lane - 6", 4" & FH								0.00
D26-0201-P-0532	5000090356	38	Camp Jordan Parkway - 12" Main & Stub-out						4		0.00
R26-02B1.17-P-0015	5000088705	35	Edgemon Forrest Lane - 6" & 4" Mains & FHs								0.00
D26-0201-P-0537	5000101005	06	River Gorge 7								0.00
R26-02D1.18-P-0005	5000101092	07	Swan RD			28.00			12.00		40.00
R26-02D1.17-P-0006	5000100116	04	Fulton Street Main Relocation			24.00		~~19.00~~	23.00	16.00	~~82.00~~ 63.00
D26-0201-P-0539	5000100123	05	CamberHill			22.00		~~10.00~~			~~32.00~~ 22.00
D26-0201-P-0538		09	One Riverside				24.00	15.00	13.00	15.00	67.00
R26-02B1.18-P-0002	5000097615	03	Hanover St. - 6" Main & Fh				21.00				21.00
R26-02D1.18-P-0008	5000090435	39	Camp Jordan Parkway - Relocate 12"							12.00	12.00
	5000093510	****	Non-Work Order Related								0.00
							12.00	17.00	15.00	13.00	57.00

282.00

THOMPSON DIRECT & INDIRECT LABOR

PROJECT NAME	PROJECT #	PHASE	CLASS	DESCRIPTION	SAT 4/14	SUN 4/15	MON 4/16	TUE 4/17	WED 4/18	THU 4/19	FRI 4/20	TOTALS
Tennessee American Water	18-1109-0001	1			0.00	0.00	8.00	8.00	8.00	8.00	8.00	40.00
												0.00
THOMPSON DIRECT LABOR TOTAL					0.00	0.00	8.00	8.00	8.00	8.00	8.00	0.00 40.00
			0									0.00
SUBTOTAL DIRECT LABOR												0.00
Indirect Labor	18-9999-0000	999			0.00	0.00	8.00	8.00	8.00	8.00	8.00	40.00
Indirect Labor	18-9999-0004	999		Floating Holiday								0.00
Annual Leave	18-9999-0001	999		Vacation								0.00
Holiday Leave	18-9999-0003	999		New Years Day								0.00
SUBTOTALS INDIRECT LABOR:					0.00	0.00	0.00	0.00	0.00	0.00	0.00	0.00
				TOTAL HOURS	0.00	0.00	8.00	8.00	8.00	8.00	8.00	40.00

Steven W. Betty
Steven W Betty (Employee)

Randy Brown
Randy Brown - Supervisor

REGULAR HOURS: 40.00
OVERTIME O/T HOURS: 0.00
HOLIDAY/LEAVE HOURS: 0.00

WE 1006410944
PO 5000097615

WEEKLY TIME LOG

Employee #090299 **Steven W Betty** **Week Ending:** 04/27/18

Work Order #'s	PO Number	TE Phase	Work Order Description	SAT 4/21	SUN 4/22	MON 4/23	TUE 4/24	WED 4/25	THU 4/26	FRI 4/27	TOTALS
R26-02B1.17-P-0004	5000069451	06	Cain Ave. - 8", 6", 4" & FHs								0.00
R26-02B1.16-P-0006	5000087581	34	Semi Circle - 8", 6", 4" & FHs								0.00
R26-02B1.17-P-0016	5000084649	30	Paden Lane - 6", 4" & FH					2.00	2.00		4.00
D26-0201-P-0532	5000090356	38	Camp Jordan Parkway - 12" Main & Stub-out								0.00
R26-02D1.18-P-0008	5000090435	39	Camp Jordan Parkway - Relocate 12"								0.00
D26-0201-P-0537	5000101005	06	River Gorge 7			4.00				2.00	6.00
R26-02D1.18-P-0005	5000101092	07	Swan RD						3.00	2.00	5.00
R26-02D1.17-P-0006	5000100116	04	Fulton Street Main Relocation			2.00			3.00	2.00	7.00
D26-0201-P-0539	5000100123	05	CamberHill				3.00	2.00			5.00
D26-0201-P-0538	5000101538	09	One Riverside				2.00				2.00
R26-02B1.18-P-0002	5000097615	03	Hanover St. - 6" Main & Fh			2.00		2.00			4.00
	5000093510	****	Non-Work Order Related								0.00
							3.00	2.00		2.00	7.00

Work Order #'s	PO Number	TE Phase	Mileage Description	SAT 4/14	SUN 4/22	MON 4/23	TUE 4/24	WED 4/25	THU 4/26	FRI 4/27	TOTALS
R26-02B1.17-P-0004	5000069451	06	Cain Ave. - 8", 6", 4" & FHs								0.00
R26-02B1.16-P-0006	5000087581	34	Semi Circle - 8", 6", 4" & FHs								0.00
R26-02B1.17-P-0016	5000084649	30	Paden Lane - 6", 4" & FH					21.00	24.00		45.00
D26-0201-P-0532	5000090356	38	Camp Jordan Parkway - 12" Main & Stub-out								0.00
R26-02D1.18-P-0008	5000090435	39	Camp Jordan Parkway - Relocate 12"								0.00
D26-0201-P-0537	5000101005	06	River Gorge 7			28.00				26.00	54.00
R26-02D1.18-P-0005	5000101092	07	Swan RD						19.00	18.00	37.00
R26-02D1.17-P-0006	5000100116	04	Fulton Street Main Relocation			22.00			24.00	22.00	68.00
D26-0201-P-0539	5000100123	05	CamberHill				29.00	19.00			48.00
D26-0201-P-0538	5000101538	09	One Riverside				26.00				26.00
R26-02B1.18-P-0002	5000097615	03	Hanover St. - 6" Main & Fh			21.00		17.00			38.00
	5000093510	****	Non-Work Order Related								0.00
							22.00	20.00		12.00	54.00

THOMPSON DIRECT & INDIRECT LABOR

PROJECT NAME	PROJECT #	PHASE	CLASS	DESCRIPTION	SAT 4/14	SUN 4/22	MON 4/23	TUE 4/24	WED 4/25	THU 4/26	FRI 4/27	TOTALS
Tennessee American Water	18-1109-0001	1			0.00	0.00	8.00	8.00	8.00	8.00	8.00	40.00
												0.00
THOMPSON DIRECT LABOR TOTAL												0.00
					0.00	0.00	8.00	8.00	8.00	8.00	8.00	40.00
			0									0.00
												0.00
SUBTOTAL DIRECT LABOR					0.00	0.00	8.00	8.00	8.00	8.00	8.00	40.00
Indirect Labor	18-9999-0000	999										0.00
Indirect Labor	18-9999-0004	999		Floating Holiday								0.00
Annual Leave	18-9999-0001	999		Vacation								0.00
Holiday Leave	18-9999-0003	999		New Years Day								0.00
SUBTOTALS INDIRECT LABOR					0.00	0.00	0.00	0.00	0.00	0.00	0.00	0.00
TOTAL HOURS					0.00	0.00	8.00	8.00	8.00	8.00	8.00	40.00

Steven W. Betty
Steven W Betty (Employee)

Randy Brown
Randy Brown - Supervisor

REGULAR HOURS: 40.00
OVERTIME O/T HOURS: 0.00
HOLIDAY/LEAVE HOURS: 0.00

WE 1006470412
PO 5000097615

thompson
ENGINEERING

Tennessee American Water Company
PO Box 5608
Cherry Hill NJ 08034
Attention: Grady.Stout@amwater.com

Invoice # : 18052665
Project : 1811090001
Project Name : TAW - 2018 Chattanooga Inspectic
Invoice Group : 03
Invoice Date : 6/14/2018
P.M. : RANDY FRANKLIN BROWN

For Professional Services Rendered through: 6/1/2018

PO #5000097615; R26-02B1.18-P-0002 - Hanover Inspections

Salaries		
Rate Schedule Labor	160.00	
Total Salaries		160.00
Expenses		
Unit Pricing - Rate	7.80	
Total Expenses		7.80
Amount Due This Invoice **		167.80

Please reference invoice number 18052665 when remitting payment.

All charges are due and payable thirty (30) days from the date of this invoice. If the invoice is not paid within 30 days, contractual interest (or, if not specified in the contract, the maximum interest rate allowed by law) will be charged. In addition to interest, the payor will be responsible for payment of all collection expenses, including court costs and attorney fees for collection of any past

2970 Cottage Hill Road, Suite 190
Mobile, AL 36606
251.666.2443 ph / 251.666.6422 fax
www.thompsonengineering.com

WE 1006470412
PO 5000097615

Project : 1811090001 -- TAW - 2018 Chattanooga Inspections **Invoice # : 18052665**

Phase : 03 -- Hanover Inspections

Rate Schedule Labor

Class / Employee Name	*Date*	*Hours*	*Rate*	*Amount*
Level II Inspector				
LARRY STANLEY	5/9/2018	2.00	80.00	160.00
	Rate Schedule Labor			***160.00***

Unit Pricing Expenses

Vendor / Employee Name	*Doc Nbr*	*Date*	*Units*	*Rate*	*Amount*
Unit Pricing - Mileage					
Federal Rate Mileage					
LARRY STANLEY	103327	5/9/2018	12.00	0.6500	7.80
	Unit Pricing				***7.80***

Total Phase : 03 -- Hanover Inspections

Labor :	**160.00**
Expense :	**7.80**

Total Project: 1811090001 -- TAW - 2018 Chattanooga Inspections **167.80**

WEEKLY TIME LOG

Employee #089269 **Larry K. Stanley** **Week Ending: 05/11/18**

Work Order #'s	PO Number	TE Phase	Work Order Description	SAT 5/5	SUN 5/6	MON 5/7	TUE 5/8	WED 5/9	THU 5/10	FRI 5/11	TOTALS
R26-02B1.17-P-0004	5000069451	06	Cain Ave. - 8", 6", 4" & FHs								0.00
R26-02B1.16-P-0006	5000087581	34	Semi Circle - 8", 6", 4" & FHs								0.00
R26-02B1.17-P-0016	5000084649	30	Paden Lane - 6", 4" & FH			2.00		2.00	1.50		5.50
D26-0201-P-0534	5000092694	43	Elam/Publix - 8" Main & FH			4.00			2.00	4.00	10.00
R26-02B1.18-P-0002	5000097615	03	Hanover St. - 6" Main & Fh					2.00			2.00
R26-02D1.18-P-0008	5000090435	39	Camp Jordan Parkway - Relocate 12"			2.00	3.00	4.00	2.00		11.00
D26-0201-P-0537	5000101005	06	River Gorge Rd. Phase 7 - 12" Main & FHs				2.00				2.00
D26-0201-P-0539	5000100123	05	Camber Hill - 6" Main & FHs								0.00
R26-02D1.18-P-0005	5000101091	07	Swan Road - Relocate 8" Main				3.00		1.00		4.00
D26-0201-P-0538	5000101538	09	One Riverside - 8" Main & FHs								0.00
D26-0201-P-0529	5000087236	32	Carnell Court - 8" & 6" Mains & FH								0.00
											0.00
	5000093510	****	Non-Work Order Related						1.50	4.00	5.50
			TOTAL WORK ORDER LABOR	0.00	0.00	8.00	5.00	8.00	4.50	4.00	40.00

Work Order #'s	PO Number	TE Phase	Mileage Description	SAT 5/5	SUN 5/6	MON 5/7	TUE 5/8	WED 5/9	THU 5/10	FRI 5/11	TOTALS
R26-02B1.17-P-0004	5000069451	06	Cain Ave. - 8", 6", 4" & FHs								0.00
R26-02B1.16-P-0006	5000087581	34	Semi Circle - 8", 6", 4" & FHs								0.00
R26-02B1.17-P-0016	5000084649	30	Paden Lane - 6", 4" & FH			7.00		13.00	10.00		30.00
D26-0201-P-0534	5000092694	43	Elam/Publix - 8" Main & FH			9.00			10.00	10.00	29.00
R26-02B1.18-P-0002	5000097615	03	Hanover St. - 6" Main & Fh					12.00			12.00
R26-02D1.18-P-0008	5000090435	39	Camp Jordan Parkway - Relocate 12"			7.00	24.00	12.00	10.00		53.00
D26-0201-P-0537	5000101005	06	River Gorge Rd. Phase 7 - 12" Main & FHs				24.00				24.00
D26-0201-P-0539	5000100123	05	Camber Hill - 6" Main & FHs								0.00
R26-02D1.18-P-0005	5000101091	07	Swan Road - Relocate 8" Main				23.00		8.00		31.00
D26-0201-P-0538	5000101538	09	One Riverside - 8" Main & FHs								0.00
D26-0201-P-0529	5000087236	32	Carnell Court - 8" & 6" Mains & FH								0.00
0	0	0	0								0.00
	5000093510	****	Non-Work Order Related							9.00	9.00
			TOTAL MILEAGE	0.00	0.00	23.00	47.00	37.00	28.00	19.00	154.00

THOMPSON DIRECT & INDIRECT LABOR

PROJECT NAME	PROJECT #	PHASE	CLASS	DESCRIPTION	SAT 5/5	SUN 5/6	MON 5/7	TUE 5/8	WED 5/9	THU 5/10	FRI 5/11	TOTALS
Tennessee American Water	18-1109-0001	1			0.00	0.00	8.00	8.00	8.00	8.00	8.00	40.00
Arnold AFB Water Main	15-1109-0018	*****	003									0.00
Chickamauga Creek Gmwy	10-4030-0002											0.00
THOMPSON DIRECT LABOR TOTAL					0.00	0.00	8.00	8.00	8.00	8.00	8.00	40.00
				TOTAL DIRECT LABOR								
Arnold AFB Water Main	15-1109-0018		003									0.00
Chickamauga Creek Gmwy	10-4030-0002		0									0.00
				SUBTOTAL DIRECT LABOR	0.00	0.00	8.00	8.00	8.00	8.00	8.00	40.00
Indirect Labor	18-9999-0000	999		Lunch & Learn - Kodi Klip								0.00
Indirect Labor	18-9999-0004	999		Floating Holiday								0.00
Annual Leave	18-9999-0001	999		Vacation								0.00
Holiday Leave	18-9999-0003	999		New Years Day								0.00
				SUBTOTALS INDIRECT LABOR:	0.00	0.00	0.00	0.00	0.00	0.00	0.00	0.00
				TOTAL HOURS	0.00	0.00	8.00	8.00	8.00	8.00	8.00	40.00

Larry K. Stanley (Employee)

Randy Brown - Supervisor

REGULAR HOURS: 40.00

OVERTIME O/T HOURS: 0.00

HOLIDAY/LEAVE HOURS: 0.00

WE 1006470412
PO 5000097615

Tennessee-American Water Company
Response to TAW_R_CADDR1_017
Cost Summary Related to Work Order R26-02M1.18-P-8001

Work Order	G/L Account	G/L Account Name	Utility Account	Utility Account Name	Amount
R26-02M1.18-P-8001	10630430	CCNC - Struct & Imp-Treatment	304300	Struct & Imp-Treatment	$42,810.05
					0.00
					0.00
	25710000	Reg Liab - Cost of Removal RWIP			(0.00)
					$42,810.05

Work Order		General Cost Type	General Cost Description		Amount
R26-02M1.18-P-8001		Labor	Labor & Related Costs		$0.00
		Inventory	Materials Issued from Inventory		0.00
		Invoices	Contracted Services & Non-Inventory Materials		37,801.20
		AFUDC	Allowance for Funds Used During Construction		1,480.65
		Capital Accrual	Cost Accuals Related to Construction		0.00
		Overhead	Indirect Overhead		3,528.20
					$42,810.05

From recon file "TAW_2018_Capital_Rider_Recon_Revised 5_16_19.xlsx" and tab "WKP_2018_Actuals". Source: Powerplant

Type	Period	WBS	Description	In-Service Date	Profit center	Project #	Utility account	UA Naruc	Amount	Eligibility	Portion %	Adjusted Amount	Comments on Adjustments
ADDITION	12	R26-02M1.18-P-8001	ExacQ - TN	12/17/2018	2602	M	304300	Struct & Imp-Treatment	42,810.05	SEC	100%	42,810.05	
									$42,810.05			$42,810.05	

Tennessee-American Water Company
Response to TAW_R_CADDR1_017
Invoices Related to Work Order R26-02M1.18-P-8001

Source: SAP

Company Code	Object	Document type	Document Number	Cost Element	Cost element descr.	Val/COArea Crcy	Sales/Use Tax	Other Amounts	Actual Invoice	Posting Date	Offsetting acct no.	Name of offsetting account
1026	R26-02M1.18-P-8001	WE	1006262699	52000000	M & S (O&M) - Natural Account	2,744.00	253.82		2,997.82	5/9/2018	23436000	A/P-GRIR CapSvc
1026	R26-02M1.18-P-8001	WE	1006311736	53150000	Contract Svc-Other - Natural Account	3,557.00	329.02		3,886.02	5/29/2018	23436000	A/P-GRIR CapSvc
1026	R26-02M1.18-P-8001	WE	1006349012	53150000	Contract Svc-Other - Natural Account	1,001.00	92.59		1,093.59	6/4/2018	23436000	A/P-GRIR CapSvc
1026	R26-02M1.18-P-8001	KP	1006357354	52000000	M & S (O&M) - Natural Account	253.82	-253.82		0.00	6/8/2018	23436000	A/P-GRIR CapSvc
1026	R26-02M1.18-P-8001	KP	1006357354	53150000	Contract Svc-Other - Natural Account	329.02	-329.02		0.00	6/8/2018	23436000	A/P-GRIR CapSvc
1026	R26-02M1.18-P-8001	KP	1006357356	53150000	Contract Svc-Other - Natural Account	92.59	-92.59		0.00	6/8/2018	23436000	A/P-GRIR CapSvc
1026	R26-02M1.18-P-8001	WE	1006362081	52000000	M & S (O&M) - Natural Account	23,588.00	2,181.89		25,769.89	6/11/2018	23436000	A/P-GRIR CapSvc
1026	R26-02M1.18-P-8001	WE	1006410436	52000000	M & S (O&M) - Natural Account	3,802.00	251.88		4,053.88	7/2/2018	23436000	A/P-GRIR CapSvc
1026	R26-02M1.18-P-8001	KP	1006712159	52000000	M & S (O&M) - Natural Account	2,181.89	-2,181.89		0.00	9/10/2018	23436000	A/P-GRIR CapSvc
1026	R26-02M1.18-P-8001	KP	1007079154	52000000	M & S (O&M) - Natural Account	251.88	-251.88		0.00	12/29/2018	23436000	A/P-GRIR CapSvc
						$37,801.20			$37,801.20			

Tennessee-American Water Company
Response to TAW_R_CADDR1_017
Invoices Related to Work Order R26-02M1.18-P-8001

Period	Fiscal Year	Document Header Text	Name	Purchasing Document	Item	Purchase order text
5	2018		ExacQ - TN - Update Licenses, 2017-743	5000094176	10	ExacQ - TN - Update Licenses, 2017-743
5	2018		ExacQ - Suck Creek, 2018-290	5000098424	10	ExacQ - Suck Creek, 2018-290
6	2018		ExacQ - CITICO & Wiehl St. Add-On, 2018-	5000101431	10	ExacQ - CITICO & Wiehl St. Add-On, 2018-
6	2018			5000094176	10	ExacQ - TN - Update Licenses, 2017-743
6	2018			5000098424	10	ExacQ - Suck Creek, 2018-290
6	2018			5000101431	10	ExacQ - CITICO & Wiehl St. Add-On, 2018-
6	2018		ExacQ - CITICO & Wiehl St. 2018-292	5000098427	10	ExacQ - CITICO & Weihl St. 2018-292
7	2018		ExacQ - TN-Staging, 2018-296	5000098421	10	ExacQ - TN-Staging, 2018-296
9	2018			5000098427	10	ExacQ - CITICO & Weihl St. 2018-292
12	2018			5000098421	10	ExacQ - TN-Staging, 2018-296

WE 1006262699
PO 5000094176

Invoice

Invoice Number	30426201
Invoice Date	May 8, 2018
Supply Date	May 7, 2018
Currency	USD (US Dollar)
Purchase Order	5000094176
Payment Terms	45 days net

Supplier
Tyco Integrated Security LLC
10405 Crosspoint Blvd
Indianapolis, IN 46256-3323
US (United States)

Customer
Tennessee American Water Company
131 Woodcrest Road
Cherry Hill, NJ 08003
US (United States)

Ship To
Chattanooga Prod
1003 Riverside Dr
Chattanooga, TN 37406-4304
US (United States)

#	PO Item	Description	Unit	Qty	Unit Price	Line Total
1	10	ExacQ - TN - Update Licenses, 2017-743	AU	1	$2,744.00	$2,744.00

Subtotal	$2,744.00
Total Tax Amount	$253.82
Invoice Amount	$2,997.82

Powered by taulia®

WE 1006262699
PO 5000094176

tyco Integrated Security

RIDER **RIDER #2017-743**

For Additional Service

THIS RIDER made this 18TH day of December, 2017, is part of and is to be attached to Agreement made the 24th day of November, 2014 by and between TYCO INTEGRATED SECURITY LLC.

Hereinafter called "T.I.S.", and AMERICAN WATER

Hereinafter called "Customer", for EXACQ UPDATE
Service in the premises of the Customer at 7 WHIEL ST

CHATTANOOGA State of, TENNESSEE

EXACQ UPDATE BLOCK OF LICENSES

R26-02M1.18-P-8001
PO 5000094176

The Customer hereby agrees to pay Tyco, its Agents or Assigns, the sum of
Twenty Seven Hundred Forty Four Dollars (plus tax) ($2744.00)
Payable upon signing of this agreement and the balance payable upon completions of the installation, and to pay in addition the additional sum of Dollars (plus tax) (.00)
Per annum payable in advance.

The parties hereto mutually agree that the aforesaid Agreement, of which this Rider is made a part, is ad shall be and remain in full
Force and effect in accordance with all the terms and conditions thereof, modified only as in this Rider specifically provided
It is further agreed to that the original expiration date of the referenced Agreement shall be extended for a period of 5 Years.

Tyco Integrated Security, LLC.

By Bill Glover
Agent

APPROVED
Authorized Representative

American Water

By
Customer

Jeffrey Mondelli JAN 0 9 2018
Title

WE 1006311736
PO 5000098424

Invoice

Invoice Number	30554343
Invoice Date	May 29, 2018
Supply Date	May 25, 2018
Currency	USD (US Dollar)
Purchase Order	5000098424
Payment Terms	45 days net

Supplier
Tyco Integrated Security LLC
10405 Crosspoint Blvd
Indianapolis, IN 46256-3323
US (United States)

Customer
Tennessee American Water Company
131 Woodcrest Road
Cherry Hill, NJ 08003
US (United States)

Ship To
Chattanooga Prod
1003 Riverside Dr
Chattanooga, TN 37406-4304
US (United States)

#	PO Item	Description	Unit	Qty	Unit Price	Line Total
1	10	ExacQ - Suck Creek, 2018-290	AU	1	$3,557.00	$3,557.00

Subtotal	$3,557.00
Total Tax Amount	$329.02
Invoice Amount	$3,886.02

Powered by taulia

WE 1006311736
PO 5000098424

tyco Integrated Security

RIDER
For Additional Service

RIDER #2018-290

THIS RIDER made this 17TH day of February, 2018, is part of and is to be attached to Agreement made the 24th day of November, 2014 by and between TYCO INTEGRATED SECURITY LLC.

Hereinafter called "T.I.S.", and AMERICAN WATER

Hereinafter called "Customer", for EXACQ UPDATE
Service in the premises of the Customer at 167 DIXIE LANE

CHATTANOOGA State of, TENNESSEE

EXACQ UPDATE

7-20-18

R26-02MI.18-P-8001
PO 5000098424

The Customer hereby agrees to pay Tyco, its Agents or Assigns, the sum of
Thirty Five Hundred Fifty Seven Dollars (Plus tax) ($3557.00)
Payable upon signing of this agreement and the balance payable upon completions of the installation, and to pay in addition the additional sum of Two Hundred Eighty Five Dollars (plus tax) ($285.00)
Per annum payable in advance.

The parties hereto mutually agree that the aforesaid Agreement, of which this Rider is made a part, is ad shall be and remain in full
Force and effect in accordance with all the terms and conditions thereof, modified only as in this Rider specifically provided
It is further agreed to that the original expiration date of the referenced Agreement shall be extended for a period of 5 Years.

Tyco Integrated Security, LLC.

By Bill Glover
Agent

APPROVED
Authorized Representative

American Water
Customer

By
Jeffrey Mondelli FEB 2 1 2018
Title

WE 1006349012
PO 5000101431

Invoice

Invoice Number	30558983
Invoice Date	Jun 4, 2018
Supply Date	May 31, 2018
Currency	USD (US Dollar)
Purchase Order	5000101431
Payment Terms	45 days net

Supplier
Tyco Integrated Security LLC
10405 Crosspoint Blvd
Indianapolis, IN 46256-3323
US (United States)

Customer
Tennessee American Water Company
131 Woodcrest Road
Cherry Hill, NJ 08003
US (United States)

Ship To
Chattanooga Prod
1003 Riverside Dr
Chattanooga, TN 37406-4304
US (United States)

#	PO Item	Description	Unit	Qty	Unit Price	Line Total
1	10	ExacQ - CITICO & Wiehl St. Add-On, 2018-	AU	1	$1,001.00	$1,001.00

Subtotal	$1,001.00
Total Tax Amount	$92.59
Invoice Amount	$1,093.59

Powered by taulia

WE 1006349012
PO 5000101431

tyco Integrated Security

RIDER **RIDER #2018-341**

For Additional Service

THIS RIDER made this 23RD day of March, 2018, is part of and is to be attached to Agreement made the 24th day of November, 2014 by and between TYCO INTEGRATED SECURITY LLC.

Hereinafter called "T.I.S.", and AMERICAN WATER

Hereinafter called "Customer", for EXACQ UPDATE
Service in the premises of the Customer at 1003 RIVERSIDE

CHATTANOOGA State of, TENNESSEE

EXACQ UPDATE

3-23-18

R26-02M1.18-P-8001
PO 5000101431

The Customer hereby agrees to pay Tyco, its Agents or Assigns, the sum of
One Thousand One Dollars (plus tax) ($1001.00)
Payable upon signing of this agreement and the balance payable upon completions of the installation, and to pay in addition the additional sum of Dollars (plus tax) ($00)
Per annum payable in advance.

The parties hereto mutually agree that the aforesaid Agreement, of which this Rider is made a part, is ad shall be and remain in full
Force and effect in accordance with all the terms and conditions thereof, modified only as in this Rider specifically provided
It is further agreed to that the original expiration date of the referenced Agreement shall be extended for a period of 5 Years.

Tyco Integrated Security, LLC.

By Bill Glover
Agent

APPROVED
Authorized Representative

American Water

By
Customer

Jeffrey Mondelli MAR 2 9 2018
Title

WE 1006362081
PO 5000098427

Invoice

Invoice Number	30558982
Invoice Date	Jun 11, 2018
Supply Date	May 31, 2018
Currency	USD (US Dollar)
Purchase Order	5000098427
Payment Terms	45 days net

Supplier
Tyco Integrated Security LLC
10405 Crosspoint Blvd
Indianapolis, IN 46256-3323
US (United States)

Customer
Tennessee American Water Company
131 Woodcrest Road
Cherry Hill, NJ 08003
US (United States)

Ship To
Chattanooga Prod
1003 Riverside Dr
Chattanooga, TN 37406-4304
US (United States)

#	PO Item	Description	Unit	Qty	Unit Price	Line Total
1	10	ExacQ - CITICO & Weihl St. 2018-292	AU	1	$23,588.00	$23,588.00

Subtotal	$23,588.00
Total Tax Amount	$2,181.89
Invoice Amount	$25,769.89

Powered by taulia®

WE 1006362081
PO 5000098427

tyco Integrated Security

RIDER
For Additional Service

RIDER #2018-292

THIS RIDER made this 17TH day of February, 2018, is part of and is to be attached to Agreement made the 24th day of November, 2014 by and between TYCO INTEGRATED SECURITY LLC.

Hereinafter called "T.I.S.", and AMERICAN WATER

Hereinafter called "Customer", for EXACQ UPDATE
Service in the premises of the Customer at 1003 RIVERSIDE DRIVE

CHATTANOOGA State of, TENNESSEE

EXACQ UPDATE

2-20-18

R26-02M1.18-P-8001
PO 5000098427

The Customer hereby agrees to pay Tyco, its Agents or Assigns, the sum of
Twenty Three Thousand Five Hundred Eighty Eight Dollars (Plus tax) ($23,588.00)
Payable upon signing of this agreement and the balance payable upon completions of the installation, and to pay in addition the additional sum of Eighteen Hundred Ninety Dollars (plus tax) ($1890.00)
Per annum payable in advance.

The parties hereto mutually agree that the aforesaid Agreement, of which this Rider is made a part, is ad shall be and remain in full
Force and effect in accordance with all the terms and conditions thereof, modified only as in this Rider specifically provided
It is further agreed to that the original expiration date of the referenced Agreement shall be extended for a period of 5 Years.

Tyco Integrated Security, LLC.

By Bill Glover
Agent

APPROVED
Authorized Representative

American Water
Customer

By
Jeffrey Mandelli FEB 2 1 2018
Title

WE 1006410436
PO 5000098421

Invoice

Invoice Number	30738065
Invoice Date	Jul 2, 2018
Supply Date	Jun 30, 2018
Currency	USD (US Dollar)
Purchase Order	5000098421
Payment Terms	45 days net

Supplier
Tyco Integrated Security LLC
10405 Crosspoint Blvd
Indianapolis, IN 46256-3323
US (United States)

317-913-5438

317-913-7726

Customer
Tennessee American Water Company
131 Woodcrest Road
Cherry Hill, NJ 08003
US (United States)

8667778426

8566722876

Ship To
Chattanooga Prod
1003 Riverside Dr
Chattanooga, TN 37406-4304
US (United States)

#	PO Item	Description	Unit	Qty	Unit Price	Line Total
1	10	ExacQ - TN-Staging, 2018-296	AU	1	$3,802.00	$3,802.00

Subtotal	$3,802.00
Total Tax Amount	$251.88
Invoice Amount	$4,053.88

Powered by taulia®

WE 1006410436
PO 5000098421

tyco Integrated Security

RIDER **RIDER #2018-296**

For Additional Service

THIS RIDER made this 17TH day of February, 2018, is part of and is to be attached to Agreement made the 24th day of November, 2014 by and between TYCO INTEGRATED SECURITY LLC.

Hereinafter called "T.I.S.", and AMERICAN WATER

Hereinafter called "Customer", for EXACQ UPDATE STAGING TENNESSEE
Service in the premises of the Customer at 131 WOODCREST

CHERRY HILL State of, NEW JERSEY

EXACQ UPDATE STAGING TENNESSEE

7-20-18

R-26-02M1.18-P-8001
PO 5000098421

The Customer hereby agrees to pay Tyco, its Agents or Assigns, the sum of
Thirty Eight Hundred Two Dollars (Plus tax) ($3802.00)
Payable upon signing of this agreement and the balance payable upon completions of the installation, and to pay in addition the additional sum of Eighteen Hundred Ninety Dollars (plus tax) ($.00)
Per annum payable in advance.

The parties hereto mutually agree that the aforesaid Agreement, of which this Rider is made a part, is ad shall be and remain in full
Force and effect in accordance with all the terms and conditions thereof, modified only as in this Rider specifically provided
It is further agreed to that the original expiration date of the referenced Agreement shall be extended for a period of 5 Years.

Tyco Integrated Security, LLC.

By Bill Glover
Agent

APPROVED
Authorized Representative

American Water
Customer

By
Jeffrey Mondelli FEB 2 1 2018
Title

Tennessee-American Water Company
Response to TAW_R_CADDR1_018
Cost Summary Related to Work Order R26-02Q1.18-P-0005

Work Order	G/L Account	G/L Account Name	Utility Account	Utility Account Name	Amount
R26-02Q1.18-P-0005	10131152	UPIS - Pumping Equipment-Source of Supply	311520	Pumping Equipment-Source of S	$12,848.46
					0.00
					0.00
	25700000	Reg Liab - Cost of Removal	311520	Pumping Equipment-Source of S	7,193.72
					$20,042.18

Work Order		General Cost Type	General Cost Description		Amount
R26-02Q1.18-P-0005		Labor	Labor & Related Costs		$1,167.62
		Inventory	Materials Issued from Inventory		0.00
		Invoices	Contracted Services & Non-Inventory Materials		17,152.75
		AFUDC	Allowance for Funds Used During Construction		19.86
		Capital Accrual	Cost Accuals Related to Construction		0.00
		Overhead	Indirect Overhead		1,701.95
					$20,042.18

From recon file "TAW_2018_Capital_Rider_Recon_Revised 5_16_19.xlsx" and tab "WKP_2018_Actuals". Source: Powerplant

Type	Period	WBS	Description	In-Service Date	Profit center	Project #	Utility account	UA Naruc	Amount	Eligibility	Portion %	Adjusted Amount	Comments on Adjustments
ADDITION	8	R26-02Q1.18-P-0005	Repl. 10" Intake Flush Line Gat	8/21/2018	2602	Q	311520	Pumping Equipment-Source of S	959.89	SEC	100%	959.89	
ADDITION	9	R26-02Q1.18-P-0005	Repl. 10" Intake Flush Line Gat	8/21/2018	2602	Q	311520	Pumping Equipment-Source of S	(319.99)	SEC	100%	(319.99)	
ADDITION	8	R26-02Q1.18-P-0005	Repl. 10" Intake Flush Line Gat	8/21/2018	2602	Q	311520	Pumping Equipment-Source of S	1,140.06	SEC	100%	1,140.06	
ADDITION	8	R26-02Q1.18-P-0005	Repl. 10" Intake Flush Line Gat	8/21/2018	2602	Q	311520	Pumping Equipment-Source of S	11,098.23	SEC	100%	11,098.23	
ADDITION	9	R26-02Q1.18-P-0005	Repl. 10" Intake Flush Line Gat	8/21/2018	2602	Q	311520	Pumping Equipment-Source of S	(29.73)	SEC	100%	(29.73)	
ADDITION	12	R26-02Q1.18-P-0005	Repl. 10" Intake Flush Line Gat	8/21/2018	2602	Q	311520	Pumping Equipment-Source of S	12,848.46	SEC	100%	12,848.46	
ADDITION	12	R26-02Q1.18-P-0005	Repl. 10" Intake Flush Line Gat	8/21/2018	2602	Q	311520	Pumping Equipment-Source of S	(12,848.46)	SEC	100%	(12,848.46)	
ADDITION	12	R26-02Q1.18-P-0005	Repl. 10" Intake Flush Line Gat	8/21/2018	2602	Q	311520	Pumping Equipment-Source of S	0.00	SEC	100%	-	
cost_of_removal	12	R26-02Q1.18-P-0005	Repl. 10" Intake Flush Line Gat	8/21/2018	2602	Q	311520	Pumping Equipment-Source of S	7,193.72	SEC	100%	7,193.72	
									$20,042.18			$20,042.18	

Tennessee-American Water Company
Response to TAW_R_CADDR1_018
Invoices Related to Work Order R26-02Q1.18-P-0005

Source: SAP

Company Code	Object	Document type	Document Number	Cost Element	Cost element descr.	Val/COArea Crcy	Sales/Use Tax	Other Amounts	Actual Invoice	Posting Date	Offsetting acct no.	Name of offsetting account
1026	R26-02Q1.18-P-0005	WE	1006525974	52500000	Misc Exp (O&M) - Natural Acct	4,224.00			4,224.00	8/1/2018	24164000	GRIR-Non-inventory
1026	R26-02Q1.18-P-0005	WE	1006612621	52000000	M & S (O&M) - Natural Account	2,603.75			2,603.75	8/23/2018	23436000	A/P-GRIR CapSvc
1026	R26-02Q1.18-P-0005	WE	1006612621	53150000	Contract Svc-Other - Natural Account	10,325.00			10,325.00	8/23/2018	23436000	A/P-GRIR CapSvc
						$17,152.75			$17,152.75			

Tennessee-American Water Company
Response to TAW_R_CADDR1_018
Invoices Related to Work Order R26-02Q1.18-P-0005

Period	Fiscal Year	Document Header Text	Name	Purchasing Document	Item	Purchase order text
8	2018			3000257264	1	#263617 10 MUL R2365-6 FLG OS&Y GV OLUL
8	2018		Change out 2 10" Gate Vlves	5000112004	10	Change out 2 10" Gate Valves
8	2018		Labor	5000112004	20	Labor

WE 1006525974
PO 3000257264

Invoice

Invoice Number	2984111000000
Invoice Date	Aug 22, 2018
Supply Date	Jun 20, 2018
Currency	USD (US Dollar)
Purchase Order	3000257264
Payment Terms	45 days net

Supplier
CONSOLIDATED PIPE & SUPPLY CO
Birmingham, AL
US (United States)

PO Box 2153
Birmingham 35287-0002

205-323-7261

205-458-3907

Customer
Tennessee American Water Company
131 Woodcrest Road
Cherry Hill, NJ 08003
US (United States)

8667778426

8566722876

Ship To
Tennessee American Water
1003 Riverside
Chattanooga, TN 37406
US (United States)

#	PO Item	Description	Unit	Qty	Unit Price	Line Total
1	1	#263617 10 MUL R2365-6 FLG OS&Y GV OLUL	Ea (Each)	2	$2,112.00	$4,224.00

Subtotal	$4,224.00
Total Tax Amount	$0.00
Invoice Amount	$4,224.00

Powered by taulia

WE 1006612621
PO 5000112004

SOUTHEAST COMPANY INC

PO BOX 2316
CHATTANOOGA, TN 37409

INVOICE

Invoice Number: 020182
Invoice Date: Aug 16, 2018
Page: 1

Voice: 423-867-2290
Fax: 423-867-4669

Bill To:
AM. WATER SHARED SERVICES C/O ACCOUNTS PAYABLE P.O. BOX 5608 CHERRY HILL, NJ 08034

Ship to:
AM. WATER SHARED SERVICES C/O ACCOUNTS PAYABLE P.O. BOX 5608 CHERRY HILL, NJ 08034

Customer ID	Customer PO	Payment Terms	
TNAMER	5000112004	Net 45 Days	
Sales Rep ID	**Shipping Method**	**Ship Date**	**Due Date**
	Airborne		9/30/18

Description	Unit Price	Amount	Job ID
CHANGE OUT (2) 10" GATE VALVES			S5472
LABOR		10,325.00	S5472
MATERIAL		2,603.75	S5472

Subtotal	12,928.75
Sales Tax	
Total Invoice Amount	12,928.75
Payment/Credit Applied	
TOTAL	**12,928.75**

Check/Credit Memo No:

Tennessee-American Water Company
Response to TAW_R_CADDR1_019
Cost Summary Related to Work Order R26-02M1.18-P-8006

Work Order	G/L Account	G/L Account Name	Utility Account	Utility Account Name	Amount
R26-02M1.18-P-8006	10630440	UPIS - Pumping Equipment-Source of Supply	304400	Struct & Imp-T&D	$5,080.85
					0.00
					0.00
	25710000	Reg Liab - Cost of Removal RWIP			256.39
					$5,337.24

Work Order		General Cost Type	General Cost Description		Amount
R26-02M1.18-P-8006		Labor	Labor & Related Costs		$0.00
		Inventory	Materials Issued from Inventory		0.00
		Invoices	Contracted Services & Non-Inventory Materials		4,692.00
		AFUDC	Allowance for Funds Used During Construction		209.36
		Capital Accrual	Cost Accuals Related to Construction		0.00
		Overhead	Indirect Overhead		435.88
					$5,337.24

From recon file "TAW_2018_Capital_Rider_Recon_Revised 5_16_19.xlsx" and tab "WKP_2018_Actuals". Source: Powerplant

Type	Period	WBS	Description	In-Service Date	Profit center	Project #	Utility account	UA Naruc	Amount	Eligibility	Portion %	Adjusted Amount	Comments on Adjustments
ADDITION	12	R26-02M1.18-P-8006	CITICO Cabling	12/17/2018	2602	M	304400	Struct & Imp-T&D	15.27	SEC	100%	15.27	
ADDITION	12	R26-02M1.18-P-8006	CITICO Cabling	12/17/2018	2602	M	304400	Struct & Imp-T&D	5,065.58	SEC	100%	5,065.58	
									$5,080.85			$5,080.85	

Tennessee-American Water Company
Response to TAW_R_CADDR1_019
Invoices Related to Work Order R26-02M1.18-P-8006

Source: SAP

Company Code	Object	Document type	Document Number	Cost Element	Cost element descr.	Val/COArea Crcy	Sales/Use Tax	Other Amounts	Actual Invoice	Posting Date	Offsetting acct no.	Name of offsetting account
1026	R26-02M1.18-P-8006	WE	1006262701	53150000	Contract Svc-Other - Natural Account	4,692.00			4,692.00	5/9/2018	23436000	A/P-GRIR CapSvc
						$4,692.00			$4,692.00			

Tennessee-American Water Company
Response to TAW_R_CADDR1_019
Invoices Related to Work Order R26-02M1.18-P-8006

Period	Fiscal Year	Document Header Text	Name	Purchasing Document	Item	Purchase order text
5	2018		CITICO Vendor meet\cabling replacement,	5000103974	10	CITICO Vendor meet\cabling replacement,

WE 1006262701
PO 5000103974

Invoice

Invoice Number	4347
Invoice Date	May 8, 2018
Currency	USD (US Dollar)
Purchase Order	5000103974
Payment Terms	30 days net

Supplier
Microe Enterprises Inc
8 Heather Ct
Upper Saddle River, NJ 07458-1721
US (United States)

Customer
Tennessee American Water Company
131 Woodcrest Road
Cherry Hill, NJ 08003
US (United States)

Ship To
Chattanooga Prod
1003 Riverside Dr
Chattanooga, TN 37406-4304
US (United States)

#	PO Item	Description	Unit	Qty	Unit Price	Line Total
1	10	CITICO Vendor meet\cabling replacement,	AU	1	$4,692.00	$4,692.00

Subtotal	$4,692.00
Total Tax Amount	$200.73
Invoice Amount	$4,892.73

Powered by taulia®

WE 1006262701
PO 5000103974

Microe Enterprises

8 Heather Court
Upper Saddle River

Invoice

Date	Invoice #
5/8/2018	4347

Bill To	Ship To
AMERICAN WATER P.O. BOX 5606 Cherry Hill, New Jersey 08034	CHATTANOOGA,TN (CITICO WTP) VENDOR MEET & CABLING REPLACEMENT PHIL LANDRETH PO 5000103974

P.O. Number	Terms	Rep	Ship	Via	F.O.B.	Project
MB2018-106	Net 30	KC	5/8/2018			

Quantity	Item Code	Description	Price Each	Amount
	Contract/Material	Contract-Material	288.00	288.00
	Contract/Labor	Contract Amount-Labor	2,170.00	2,170.00T
	Travel		2,234.00	2,234.00
		FINAL MICROE ENTERPRISES,INC. BILLING FOR JOB MB2018-106 FOR THE CHATTANOOGA, TN (CITICO WTP) VENDOR MEET AND CABLING REPLACEMENT. REQUESTED BY PHIL LANDRETH.		
		AMERICAN WATER PURCHASE ORDER 5000103974		
		TENNESSEE SALES TAX	9.25%	200.73

Total	$4,892.73
Payments/Credits	$0.00
Balance Due	$4,892.73

Tennessee American Water Company
Qualified Infrastructure Improvement Program Rider (QIIP)
Economic Development Investment Rider (EDI)
Safety and Environmental Compliance Rider (SEC)
Reduction for Capitalized Performance Compensation

Docket #19-00031
TAW_R_CPADDR1_NUM021_081619_Attachment

Year	Annual Performance Plan	Long Term Performance Plan	Total	Actual Amount of Performance Compensation Capitalized
2016	$464,044	$57,709	$521,753	$60,844
2015	267,852	38,811	306,663	46,737
2014	147,822	30,535	178,357	38,826
2013	143,533	34,638	178,171	67,630
Total	$1,023,251	$161,693	$1,184,944	$214,037

Year	50% of Annual Performance Plan	Percentage of Capitalized Wages	50% of APP multiplied by Labor Capitalization Rate	Actual Amount of Performance Compensation Capitalized	Adjustment to Capital for Performance Compensation	Revenue Reduction Calculation for 2013	Revenue Reduction Calculation for 2014	Revenue Reduction Calculation for 2015	Revenue Reduction Calculation for 2016	Revenue Reduction Calculation for 2017	Revenue Reduction Calculation for 2018	
2016	$232,022	29.33%	$68,052	$60,844	$0				$0	$0	$0	
2015	133,926	30.08%	40,285	46,737	6,452			6,452	6,452	6,452	6,452	
2014	73,911	29.03%	21,456	38,826	17,370		17,370	17,370	17,370	17,370	17,370	
2013	71,767	21.63%	15,523	67,630	52,107	52,107	52,107	52,107	52,107	52,107	52,107	
Total	$511,626		$145,316	$214,037	$75,929	$52,107	$69,477	$75,929	$75,929	$75,929	$75,929	
		Pre-Tax Authorized Rate of Return:				9.454%	9.454%	9.454%	9.454%	9.454%	9.454%	
		Pre-Tax Reduction on Capitalized AIP:				4,926.38	6,568.57	7,178.58	7,178.58	7,178.58	7,178.58	
		Depreciation Expense Reduction:	2.22%			1,154.17	1,538.91	1,681.83	1,681.83	1,681.83	1,681.83	composite rate based on 2016 actual depr expense over actual additions
		Property and Franchise Taxes Reduction:				704.34	939.13	1,026.34	1,026.34	1,026.34	1,026.34	same as 2016 recon filing
		Revenue Reduction:				6,784.89	9,046.61	9,886.74	9,886.74	9,886.74	9,886.74	
		Revenue Taxes				3.191%	3.191%	3.191%	3.191%	3.191%	3.191%	
		Total Revenues with Revenue Taxes Reduction			$57,203.87	$7,008.54	$9,344.81	$10,212.63	$10,212.63	$10,212.63	$10,212.63	
		QIIP	48.36%		$9,877.26	$0.00	$0.00	$0.00	$0.00	$4,938.63	$4,938.63	% from total actual revenue requirement filed for 2016 reconciliation
		EDI	1.78%		364.54	0.00	0.00	0.00	0.00	182.27	182.27	% from total actual revenue requirement filed for 2016 reconciliation
		SEC	49.86%		10,183.46	0.00	0.00	0.00	0.00	5,091.73	5,091.73	% from total actual revenue requirement filed for 2016 reconciliation
		Total Revenues with Revenue Taxes Reduction in this Filing			$20,425.26	$0.00 (1)	$0.00 (1)	$0.00 (1)	$0.00 (1)	$10,212.63	$10,212.63	

(1) These amounts from 2014-2016 have been zeroed out to reflect the revenue reduction being included in the 2016 reconciliation rate from docket #17-00020.

Tennessee-Amercian Water
Docket # 19-00031
CADDR1_NUM025_081619

Gross Temporary Difference - NOL

	12/31/2017 Balance	2017 Return true up	TBBS Adjustment	2017 Final Balance	2018 Activity	TBBS Adjustment	12/31/2018 Balance
NOL Federal	4,938,171	228,599	558,939	5,725,709	(2,450,927)	842,765	4,117,547