
CLASSIFICATION OF SERVICE**RESIDENTIAL****1. Schedule of Rate and Charges Available For:**

- (C) a) The General Water Service Tariff is available for public water supply service in all territory served by the Company except that area served by the Lookout Mountain System, Elder Mountain, territory served in Lakeview and other unincorporated areas in Georgia, east of Rossville, Suck Creek and other unincorporated areas of Marion County served by Suck Creek Utility District, and the territory served by Lone Oak Utility District.
- (E) b) The Lookout Mountain Tariff is available for public water supply service in the territory served by the Company's Lookout Mountain High Service Area in the town of Lookout Mountain, Tennessee, Lookout Mountain, Georgia, and Elder Mountain, Tennessee.
- (E) c) The Lakeview Tariff is available for public water supply service in the territory served by the Company in Lakeview and other unincorporated areas of Georgia, east of Rossville as indicated on the Service Area Map: TPSC No. 19 Pages 13 and 14.
- d) The Suck Creek Tariff is available for public water supply service in the territory served by the Company in Suck Creek and other unincorporated areas of Marion County formerly served by Suck Creek Utility District.
- e) The Lone Oak Tariff is available for public water supply service in the territory served by the Lone Oak Utility District.
- (N) f) The Mountain Tariff is available for public water supply service in the territory served by the Company's Lookout Mountain High Service Area in the town of Lookout Mountain, Tennessee, Lookout Mountain, Georgia, and Elder Mountain, Tennessee, Lakeview and other unincorporated areas of Georgia, east of Rossville as indicated on the Service Area Map: TPSC No. 19 Pages 13 and 14.

(C) Change in text


(E) Eliminated

(N) New text

ISSUED: June 1, 2012

EFFECTIVE: July 1, 2012

BY:


Deron E. Allen
PRESIDENT1101 Broad Street
Chattanooga, Tennessee 37401

CLASSIFICATION OF SERVICE**COMMERCIAL****1. Schedule of Rate and Charges Available For:**

- (C) a) The General Water Service Tariff is available for public water supply service in all territory served by the Company except that area served by the Lookout Mountain System, Elder Mountain, territory served in Lakeview and other unincorporated areas in Georgia, east of Rossville, Suck Creek and other unincorporated areas of Marion County served by Suck Creek Utility District, and the territory served by Lone Oak Utility District.
- (E) b) The Lookout Mountain Tariff is available for public water supply service in the territory served by the Company's Lookout Mountain High Service Area in the town of Lookout Mountain, Tennessee, Lookout Mountain, Georgia, and Elder Mountain, Tennessee.
- (E) c) The Lakeview Tariff is available for public water supply service in the territory served by the Company in Lakeview and other unincorporated areas of Georgia, east of Rossville as indicated on the Service Area Map: TPSC No. 19 Pages 13 and 14.
- d) The Suck Creek Tariff is available for public water supply service in the territory served by the Company in Suck Creek and other unincorporated areas of Marion County formerly served by Suck Creek Utility District.
- e) The Lone Oak Tariff is available for public water supply service in the territory served by the Lone Oak Utility District.
- (N) f) The General Water Service Tariff is available for public water supply service in all territory served by the Company except that area served by the Lookout Mountain System, Elder Mountain, territory served in Lakeview and other unincorporated areas in Georgia, east of Rossville, Suck Creek and other unincorporated areas of Marion County served by Suck Creek Utility District, and the territory served by Lone Oak Utility District. Lakeview and other unincorporated areas of Georgia, east of Rossville as indicated on the Service Area Map: TPSC No. 19 Pages 13 and 14.

(C) Change in text


(E) Eliminated

(N) New text

ISSUED: June 1, 2012

EFFECTIVE: July 1, 2012

BY:


Deron E. Allen
PRESIDENT

1101 Broad Street
Chattanooga, Tennessee 37401

CLASSIFICATION OF SERVICE

INDUSTRIAL

1. Schedule of Rate and Charges Available For:

- a) The General Water Service Tariff is available for public water supply service in all territory served by the Company except that area served by the Lookout Mountain System, Elder Mountain, territory served in Lakeview and other unincorporated areas in Georgia, east of Rossville.
- (E) b) The Lookout Mountain Tariff is available for public water supply service in the territory served by the Company's Lookout Mountain High Service Area in the town of Lookout Mountain, Tennessee, Lookout Mountain, Georgia, and Elder Mountain, Tennessee.
- (E) c) The Lakeview Tariff is available for public water supply service in the territory served by the Company in Lakeview and other unincorporated areas of Georgia, east of Rossville as indicated on the Service Area Map: TPSC No. 19 Pages 13 and 14.
- (N) d) The Mountain Tariff is available for public water supply service in the territory served by the Company's Lookout Mountain High Service Area in the town of Lookout Mountain, Tennessee, Lookout Mountain, Georgia, and Elder Mountain, Tennessee, Lakeview and other unincorporated areas of Georgia, east of Rossville as indicated on the Service Area Map: TPSC No. 19 Pages 13 and 14.

(E) Eliminated

(N) New text

ISSUED: June 1, 2012

EFFECTIVE: July 1, 2012

BY:


Deron E. Allen
PRESIDENT

1101 Broad Street
Chattanooga, Tennessee 37401

CLASSIFICATION OF SERVICE

OTHER PUBLIC AUTHORITY

1. Schedule of Rate and Charges Available For:

- a) The General Water Service Tariff is available for public water supply service in all territory served by the Company except that area served by the Lookout Mountain System, Elder Mountain, territory served in Lakeview and other unincorporated areas in Georgia, east of Rossville.
- (E) b) The Lookout Mountain Tariff is available for public water supply service in the territory served by the Company's Lookout Mountain High Service Area in the town of Lookout Mountain, Tennessee, Lookout Mountain, Georgia, and Elder Mountain, Tennessee.
- (E) c) The Lakeview Tariff is available for public water supply service in the territory served by the Company in Lakeview and other unincorporated areas of Georgia, east of Rossville as indicated on the Service Area Map: TPSC No. 19 Pages 13 and 14.
- (N) d) The Mountain Tariff is available for public water supply service in the territory served by the Company's Lookout Mountain High Service Area in the town of Lookout Mountain, Tennessee, Lookout Mountain, Georgia, and Elder Mountain, Tennessee, Lakeview and other unincorporated areas of Georgia, east of Rossville as indicated on the Service Area Map: TPSC No. 19 Pages 13 and 14.

(E) Eliminated

(N) New text

ISSUED: June 1, 2012

EFFECTIVE: July 1, 2012

BY:


Deron E. Allen
PRESIDENT

1101 Broad Street
Chattanooga, Tennessee 37401

CLASSIFICATION OF SERVICE

SALE FOR RESALE

1. Schedule of Rate and Charges Available For:

- a) The General Water Service Tariff is available for public water supply service in all territory served by the Company except that area served by the Lookout Mountain System, Elder Mountain, territory served in Lakeview and other unincorporated areas in Georgia, east of Rossville.
- (E) b) The Lookout Mountain Tariff is available for public water supply service in the territory served by the Company's Lookout Mountain High Service Area in the town of Lookout Mountain, Tennessee, Lookout Mountain, Georgia, and Elder Mountain, Tennessee.
- (E) c) The Lakeview Tariff is available for public water supply service in the territory served by the Company in Lakeview, and other unincorporated areas of Georgia, east of Rossville as indicated on the Service Area Map: TPSC No. 19 Pages 13 and 14.
- (N) d) The Mountain Tariff is available for public water supply service in the territory served by the Company's Lookout Mountain High Service Area in the town of Lookout Mountain, Tennessee, Lookout Mountain, Georgia, and Elder Mountain, Tennessee, Lakeview and other unincorporated areas of Georgia, east of Rossville as indicated on the Service Area Map: TPSC No. 19 Pages 13 and 14.


(E) Eliminated

(N) New text

ISSUED: June 1, 2012

EFFECTIVE: July 1, 2012

BY:


Deron E. Allen
PRESIDENT

1101 Broad Street
Chattanooga, Tennessee 37401

CLASSIFICATION OF SERVICE**RESIDENTIAL****SERVICE CHARGES:****Service Charge Per Month**

<u>Meter Size</u>	<u>Chattanooga General Water Service Tariff</u>	<u>Mountain Tariff</u>	<u>Suck Creek Tariff</u>	<u>Lone Oak Tariff</u>
5/8"	\$ 16.50 (I)	\$ 16.50 (N)	\$ 25.75 (N)	\$ 27.72 (N)
3/4"	27.72 (I)	27.72 (N)	27.72 (N)	27.72 (N)
1"	46.12 (I)	46.12 (N)	46.12 (N)	46.12 (N)
1-1/2"	92.28 (I)	92.28 (N)	92.28 (N)	92.28 (N)
2"	147.63 (I)	147.63 (N)	147.63 (N)	147.63 (N)
3"	276.80 (I)	276.80 (N)	276.80 (N)	276.80 (N)
4"	461.36 (I)	461.36 (N)	461.36 (N)	461.36 (N)
6"	922.71 (I)	922.71 (N)	922.71 (N)	922.71 (N)
8"	1,476.30 (I)	1,476.30 (N)	1,476.30 (N)	1,476.30 (N)

SERVICE CHARGES:**Service Charge per Month**

<u>Meter Size</u>	<u>Lookout Mountain Tariff</u>	<u>Lakeview Tariff</u>
5/8"	\$ 14.07 (E)	\$ 14.07 (E)
3/4"	21.07 (E)	21.07 (E)
1"	35.05 (E)	35.05 (E)
1-1/2"	70.13 (E)	70.13 (E)
2"	112.20 (E)	112.20 (E)
3"	210.37 (E)	210.37 (E)
4"	350.63 (E)	350.63 (E)
6"	701.26 (E)	701.26 (E)
8"	1,121.99 (E)	1,121.99 (E)

(E) Eliminated

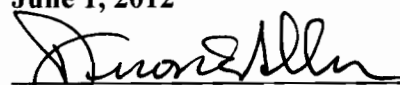
(I) Increase

(N) New

ISSUED: June 1, 2012

EFFECTIVE: July 1, 2012

BY:


 Deron E. Allen
 President

 1101 Broad Street
 Chattanooga, Tennessee 37401

CLASSIFICATION OF SERVICE
RESIDENTIAL

VOLUMETRIC RATES:**Cost per CCF**

<u>Monthly Use</u>	<u>Chattanooga General Water Service Tariff</u>		<u>Mountain Tariff</u>		<u>Suck Creek Tariff</u>		<u>Lone Oak Tariff</u>	
0-4 CCF/Mo.	\$ 0.3024	(I)	\$1.2054	(N)	\$1.2054	(N)	\$1.2054	(N)
4-65	4.7974	(I)	5.7004	(N)	5.7004	(N)	5.7004	(N)
65-500	2.7323	(I)	3.6353	(N)	3.6353	(N)	3.6353	(N)
500-5,000	2.0832	(I)	2.9862	(N)	2.9862	(N)	2.9862	(N)
5,000-15,000	1.6322	(I)	2.5352	(N)	2.5352	(N)	2.5352	(N)
Over 15,000	0.9692	(I)	1.8722	(N)	1.8722	(N)	1.8722	(N)

VOLUMETRIC RATES:**Cost per CCF**


<u>Monthly Use</u>	<u>Lookout Mountain Tariff</u>		<u>Lakeview Tariff</u>	
0-4 CCF/Mo.	\$.868	(E)	\$.429	(E)
4-65	4.761	(E)	4.073	(E)
65-500	3.387	(E)	2.699	(E)
500-5,000	2.368	(E)	1.929	(E)
5,000-15,000	1.960	(E)	1.521	(E)
Over 15,000	1.421	(E)	.982	(E)

(E) Eliminated
(I) Increase
(N) New

ISSUED: June 1, 2012

EFFECTIVE: July 1, 2012

BY:


Deron E. Allen
President

1101 Broad Street
Chattanooga, Tennessee 37401

CLASSIFICATION OF SERVICE
RESIDENTIAL

VOLUMETRIC RATES:**Cost per 1,000 Gallons**

<u>Monthly Use</u>	<u>Chattanooga General Water Service Tariff</u>		<u>Mountain Tariff</u>		<u>Suck Creek Tariff</u>		<u>Lone Oak Tariff</u>	
0 – 2,992	\$0.4043	(I)	\$1.6115	(N)	\$1.6115	(N)	\$1.6115	(N)
2,992 – 48.62	6.4136	(I)	7.6209	(N)	7.6209	(N)	7.6209	(N)
48.62 - 374	3.6528	(I)	4.8600	(N)	4.8600	(N)	4.8600	(N)
374 – 3,740	2.7850	(I)	3.9922	(N)	3.9922	(N)	3.9922	(N)
3,740 – 11,200	2.1821	(I)	3.3893	(N)	3.3893	(N)	3.3893	(N)
Over 11,200	1.2957	(I)	2.5029	(N)	2.5029	(N)	2.5029	(N)

VOLUMETRIC RATES:**Cost per 100 Gallons**

<u>Monthly Use</u>	<u>Chattanooga General Water Service Tariff</u>		<u>Mountain Tariff</u>		<u>Suck Creek Tariff</u>		<u>Lone Oak Tariff</u>	
0 – 29.92	\$0.04043	(I)	\$0.16115	(N)	\$0.16115	(N)	\$0.16115	(N)
29.92 – 486.2	0.64136	(I)	0.76209	(N)	0.76209	(N)	0.76209	(N)
486.2 – 3,740	0.36528	(I)	0.48600	(N)	0.48600	(N)	0.48600	(N)
3,740 – 37,400	0.27850	(I)	0.39922	(N)	0.39922	(N)	0.39922	(N)
37,400 – 112,000	0.21821	(I)	0.33893	(N)	0.33893	(N)	0.33893	(N)
Over 112,000	0.12957	(I)	0.25029	(N)	0.25029	(N)	0.25029	(N)


(I) Increase

(N) New

ISSUED: June 1, 2012

EFFECTIVE: July 1, 2012

BY:


 Deron E. Allen
 President

 1101 Broad Street
 Chattanooga, Tennessee 37401

CLASSIFICATION OF SERVICE
RESIDENTIAL

(E) For all residential customers of Lone Oak.

VOLUMETRIC RATES:

Cost per 1,000 Gallons

<u>Monthly Use</u>	<u>Lone Oak General Water Service</u>	
First 2,000 gallons	\$37.76	(E)
All over 2,000 gallons	\$ 6.33 per 1,000 gallons	(E)

VOLUMETRIC RATES:

Cost per CCF


First 2.67 CCF	\$37.76	(E)
All over 2.67 CCF	\$4.7483 per CCF	(E)

(E) Eliminated

ISSUED: June 1, 2012

EFFECTIVE: July 1, 2012

BY:


Deron E. Allen
PRESIDENT

1101 Broad Street
Chattanooga, Tennessee 37401

CLASSIFICATION OF SERVICE
RESIDENTIAL

(E) For all residential customers of Suck Creek.

VOLUMETRIC RATES:

Cost per 1,000 Gallons

<u>Monthly Use</u>	<u>Suck Creek General Water Service</u>	
First 1,500 gallons	\$27.49	(E)
Next 8,000 gallons	\$ 5.29 per 1,000 gallons	(E)
All over 9,500 gallons	\$ 3.97 per 1,000 gallons	(E)

VOLUMETRIC RATES:

Cost per CCF

First 2 CCF	\$27.49	(E)
Next 10.667 CCF	\$3.969 per CCF	(E)
Over 12.667 CCF	\$2.977 per CCF	(E)

(E) Eliminated

ISSUED: June 1, 2012

EFFECTIVE: July 1, 2012

BY:


Deron E. Allen,
PRESIDENT

1101 Broad Street
Chattanooga, Tennessee 37401

CLASSIFICATION OF SERVICE
COMMERCIAL

SERVICE CHARGES:**Service Charge Per Month**

<u>Meter Size</u>	<u>Chattanooga General Water Service Tariff</u>		<u>Mountain Tariff</u>		<u>Suck Creek Tariff</u>		<u>Lone Oak Tariff</u>	
5/8"	\$ 16.50	(I)	\$ 16.50	(N)	\$ 25.75	(N)	\$ 27.72	(N)
3/4"	27.72	(I)	27.72	(N)	27.72	(N)	27.72	(N)
1"	46.12	(I)	46.12	(N)	46.12	(N)	46.12	(N)
1-1/2"	92.28	(I)	92.28	(N)	92.28	(N)	92.28	(N)
2"	147.63	(I)	147.63	(N)	147.63	(N)	147.63	(N)
3"	276.80	(I)	276.80	(N)	276.80	(N)	276.80	(N)
4"	461.36	(I)	461.36	(N)	461.36	(N)	461.36	(N)
6"	922.71	(I)	922.71	(N)	922.71	(N)	922.71	(N)
8"	1,476.30	(I)	1,476.30	(N)	1,476.30	(N)	1,476.30	(N)

SERVICE CHARGES:**Service Charge Per Month**

<u>Meter Size</u>	<u>Lookout Mountain Tariff</u>		<u>Lakeview Tariff</u>	
5/8"	\$ 13.99	(E)	\$ 13.99	(E)
3/4"	20.93	(E)	20.93	(E)
1"	34.83	(E)	34.83	(E)
1-1/2"	69.69	(E)	69.69	(E)
2"	111.49	(E)	111.49	(E)
3"	209.06	(E)	209.06	(E)
4"	348.45	(E)	348.45	(E)
6"	696.91	(E)	696.91	(E)
8"	1,115.04	(E)	1,115.04	(E)

(E) Eliminated


(I) Increase

(N) New

ISSUED: June 1, 2012

EFFECTIVE: July 1, 2012

BY:


Deron E. Allen
President

1101 Broad Street
Chattanooga, Tennessee 37401

CLASSIFICATION OF SERVICE
COMMERCIAL**VOLUMETRIC RATES:****Cost per CCF**

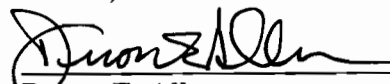
<u>Monthly Use</u>	<u>Chattanooga General Water Service Tariff</u>	<u>Mountain Tariff</u>	<u>Suck Creek Tariff</u>	<u>Lone Oak Tariff</u>
0-4 CCF/Mo.	\$0.3024 (I)	\$1.2054 (N)	\$1.2054 (N)	\$1.2054 (N)
4-65	4.7974 (I)	5.7004 (N)	5.7004 (N)	5.7004 (N)
65-500	2.7323 (I)	3.6353 (N)	3.6353 (N)	3.6353 (N)
500-5,000	2.0832 (I)	2.9862 (N)	2.9862 (N)	2.9862 (N)
5,000-15,000	1.6322 (I)	2.5352 (N)	2.5352 (N)	2.5352 (N)
Over 15,000	0.9692 (I)	1.8722 (N)	1.8722 (N)	1.8722 (N)

(I) Increase
(N) New

ISSUED: June 1, 2012

EFFECTIVE: July 1, 2012

BY:


Deron E. Allen
President

1101 Broad Street
Chattanooga, Tennessee 37401

CLASSIFICATION OF SERVICE**COMMERCIAL****VOLUMETRIC RATES:****Cost per 1,000 Gallons**

<u>Monthly Use</u>	<u>Chattanooga General Water Service Tariff</u>		<u>Mountain Tariff</u>		<u>Suck Creek Tariff</u>		<u>Lone Oak Tariff</u>	
0 – 2,992	\$0.4043	(I)	\$1.6115	(N)	\$1.6115	(N)	\$1.6115	(N)
2,992 – 48.62	\$6.4136	(I)	\$7.6209	(N)	\$7.6209	(N)	\$7.6209	(N)
48.62 - 374	\$3.6528	(I)	\$4.8600	(N)	\$4.8600	(N)	\$4.8600	(N)
374 – 3,740	\$2.7850	(I)	\$3.9922	(N)	\$3.9922	(N)	\$3.9922	(N)
3,740 – 11,200	\$2.1821	(I)	\$3.3893	(N)	\$3.3893	(N)	\$3.3893	(N)
Over 11,200	\$1.2957	(I)	\$2.5029	(N)	\$2.5029	(N)	\$2.5029	(N)

VOLUMETRIC RATES:**Cost per 100 Gallons**

<u>Monthly Use</u>	<u>Chattanooga General Water Service Tariff</u>		<u>Mountain Tariff</u>		<u>Suck Creek Tariff</u>		<u>Lone Oak Tariff</u>	
0 – 29.92	\$0.04043	(I)	\$0.16115	(N)	\$0.16115	(N)	\$0.16115	(N)
29.92 – 486.2	\$0.64136	(I)	\$0.76209	(N)	\$0.76209	(N)	\$0.76209	(N)
486.2 – 3,740	\$0.36528	(I)	\$0.48600	(N)	\$0.48600	(N)	\$0.48600	(N)
3,740 – 37,400	\$0.27850	(I)	\$0.39922	(N)	\$0.39922	(N)	\$0.39922	(N)
37,400 – 112,000	\$0.21821	(I)	\$0.33893	(N)	\$0.33893	(N)	\$0.33893	(N)
Over 112,000	\$0.12957	(I)	\$0.25029	(N)	\$0.25029	(N)	\$0.25029	(N)


(I) Increase

(N) New

ISSUED: June 1, 2012

EFFECTIVE: July 1, 2012

BY:


 Deron E. Allen
 President

 1101 Broad Street
 Chattanooga, Tennessee 37401

CLASSIFICATION OF SERVICE
COMMERCIAL

(E) For all commercial customers of Lone Oak.

VOLUMETRIC RATES:

Cost per 1,000 Gallons

<u>Monthly Use</u>	<u>Lone Oak General Water Service</u>	
First 2,000 gallons	\$37.53	(E)
All over 2,000 gallons	\$ 6.29 per 1,000 gallons	(E)

VOLUMETRIC RATES:

Cost per CCF


First 2.67 CCF	\$37.53	(E)
All over 2.67 CCF	\$4.7183 per CCF	(E)

(E) Eliminated

ISSUED: June 1, 2012

EFFECTIVE: July 1, 2012

BY:


Deron E. Allen
PRESIDENT

1101 Broad Street
Chattanooga, Tennessee 37401

CLASSIFICATION OF SERVICE
COMMERCIAL

(E) For all commercial customers of Suck Creek.

VOLUMETRIC RATES:

Cost per 1,000 Gallons

<u>Monthly Use</u>	<u>Suck Creek General Water Service</u>	
First 1,500 gallons	\$27.31	(E)
Next 8,000 gallons	\$ 5.26 per 1,000 gallons	(E)
All over 9,500 gallons	\$ 3.95 per 1,000 gallons	(E)

VOLUMETRIC RATES:

Cost per CCF


First 2 CCF	\$27.31	(E)
Next 10.667 CCF	\$3.945 per CCF	(E)
Over 12.667 CCF	\$2.958 per CCF	(E)

(E) Indicates Eliminated

ISSUED: June 1, 2012

EFFECTIVE: July 1, 2012

BY:


Deron E. Allen
PRESIDENT

1101 Broad Street
Chattanooga, Tennessee 37401

CLASSIFICATION OF SERVICE**INDUSTRIAL****SERVICE CHARGES:****Service Charge Per Month**

<u>Meter Size</u>	<u>Chattanooga General Water Service Tariff</u>		<u>Mountain Tariff</u>		<u>Lookout Mountain Tariff</u>		<u>Lakeview Tariff</u>	
5/8"	\$ 16.50 (I)		\$ 16.50 (N)		\$ 14.07 (E)		\$ 14.07 (E)	
3/4"	27.72 (I)		27.72 (N)		21.07 (E)		21.07 (E)	
1"	46.12 (I)		46.12 (N)		35.05 (E)		35.05 (E)	
1-1/2"	92.28 (I)		92.28 (N)		70.13 (E)		70.13 (E)	
2"	147.63 (I)		147.63 (N)		112.20 (E)		112.20 (E)	
3"	276.80 (I)		276.80 (N)		210.37 (E)		210.37 (E)	
4"	461.36 (I)		461.36 (N)		350.63 (E)		350.63 (E)	
6"	922.71 (I)		922.71 (N)		701.26 (E)		701.26 (E)	
8"	1,476.30 (I)		1,476.30 (N)		1,121.99 (E)		1,121.99 (E)	

VOLUMETRIC RATES:**Cost per CCF**

<u>Monthly Use</u>	<u>Chattanooga General Water Service Tariff</u>		<u>Mountain Tariff</u>		<u>Lookout Mountain Tariff</u>		<u>Lakeview Tariff</u>	
0-4 CCF/Mo.	\$0.3024 (I)		\$1.2054 (N)		\$.868 (E)		\$.429 (E)	
4-65	4.7974 (I)		5.7004 (N)		4.761 (E)		4.073 (E)	
65-500	2.7323 (I)		3.6353 (N)		3.387 (E)		2.699 (E)	
500-5,000	2.0832 (I)		2.9862 (N)		2.368 (E)		1.929 (E)	
5,000-15,000	1.6322 (I)		2.5352 (N)		1.960 (E)		1.521 (E)	
Over 15,000	0.9692 (I)		1.8722 (N)		1.421 (E)		.982 (E)	

(E) Eliminated


(I) Increase

(N) New

ISSUED: June 1, 2012

EFFECTIVE: July 1, 2012

BY:


 Deron E. Allen
 President

 1101 Broad Street
 Chattanooga, Tennessee 37401

CLASSIFICATION OF SERVICE
INDUSTRIAL

VOLUMETRIC RATES:**Cost per 1,000 Gallons**

<u>Monthly Use</u>	<u>Chattanooga General Water Service Tariff</u>		<u>Mountain Tariff</u>	
0 – 2,992	\$0.4043	(I)	\$1.6115	(N)
2,992 – 48.62	\$6.4136	(I)	\$7.6209	(N)
48.62 - 374	\$3.6528	(I)	\$4.8600	(N)
374 – 3,740	\$2.7850	(I)	\$3.9922	(N)
3,740 – 11,200	\$2.1821	(I)	\$3.3893	(N)
Over 11,200	\$1.2957	(I)	\$2.5029	(N)

VOLUMETRIC RATES:**Cost per 100 Gallons**

<u>Monthly Use</u>	<u>Chattanooga General Water Service Tariff</u>		<u>Mountain Tariff</u>	
0 – 29.92	\$0.04043	(I)	\$0.16115	(N)
29.92 – 486.2	\$0.64136	(I)	\$0.76209	(N)
486.2 – 3,740	\$0.36528	(I)	\$0.48600	(N)
3,740 – 37,400	\$0.27850	(I)	\$0.39922	(N)
37,400– 112,000	\$0.21821	(I)	\$0.33893	(N)
Over 112,000	\$0.12957	(I)	\$0.25029	(N)


(I) Increase

(N) New

ISSUED: June 1, 2012

EFFECTIVE: July 1, 2012

BY:


 Deron E. Allen
 President

 1101 Broad Street
 Chattanooga, Tennessee 37401

CLASSIFICATION OF SERVICEOTHER PUBLIC AUTHORITYSERVICE CHARGES:Service Charge Per Month

<u>Meter Size</u>	<u>Chattanooga General Water Service Tariff</u>		<u>Mountain Tariff</u>		<u>Lookout Mountain Tariff</u>		<u>Lakeview Tariff</u>	
5/8"	\$ 16.50	(I)	\$ 16.50	(N)	\$ 14.07	(E)	\$ 14.07	(E)
3/4"	27.72	(I)	27.72	(N)	21.07	(E)	21.07	(E)
1"	46.12	(I)	46.12	(N)	35.05	(E)	35.05	(E)
1-1/2"	92.28	(I)	92.28	(N)	70.13	(E)	70.13	(E)
2"	147.63	(I)	147.63	(N)	112.20	(E)	112.20	(E)
3"	276.80	(I)	276.80	(N)	210.37	(E)	210.37	(E)
4"	461.36	(I)	461.36	(N)	350.63	(E)	350.63	(E)
6"	922.71	(I)	922.71	(N)	701.26	(E)	701.26	(E)
8"	1476.30	(I)	1,476.30	(N)	1,121.99	(E)	1,121.99	(E)

VOLUMETRIC RATES:Cost per CCF

<u>Monthly Use</u>	<u>Chattanooga General Water Service Tariff</u>		<u>Mountain Tariff</u>		<u>Lookout Mountain Tariff</u>		<u>Lakeview Tariff</u>	
0-4 CCF/Mo.	\$0.3024	(I)	\$1.2054	(N)	\$.868	(E)	\$.429	(E)
4-65	4.7974	(I)	5.7004	(N)	4.761	(E)	4.073	(E)
65-500	2.7323	(I)	3.6353	(N)	3.387	(E)	2.699	(E)
500-5,000	2.0832	(I)	2.9862	(N)	2.368	(E)	1.929	(E)
5,000-15,000	1.6322	(I)	2.5352	(N)	1.960	(E)	1.521	(E)
Over 15,000	0.9692	(I)	1.8722	(N)	1.421	(E)	.982	(E)

(E) Eliminated

(I) Increase

(N) New

ISSUED: June 1, 2012

EFFECTIVE: July 1, 2012

BY:


 Deron E. Allen
 President

 1101 Broad Street
 Chattanooga, Tennessee 37401

CLASSIFICATION OF SERVICE
OTHER PUBLIC AUTHORITY

VOLUMETRIC RATES:**Cost per 1,000 Gallons**

<u>Monthly Use</u>	<u>Chattanooga General Water Service Tariff</u>	<u>Mountain Tariff</u>
0 – 2,992	\$0.4043 (I)	\$1.6115 (N)
2,992 – 48.62	\$6.4136 (I)	\$7.6209 (N)
48.62 - 374	\$3.6528 (I)	\$4.8600 (N)
374 – 3,740	\$2.7850 (I)	\$3.9922 (N)
3,740 – 11,200	\$2.1821 (I)	\$3.3893 (N)
Over 11,200	\$1.2957 (I)	\$2.5029 (N)

VOLUMETRIC RATES:**Cost per 100 Gallons**

<u>Monthly Use</u>	<u>Chattanooga General Water Service Tariff</u>	<u>Mountain Tariff</u>
0 – 29.92	\$0.04043 (I)	\$0.16115 (N)
29.92 – 486.2	\$0.64136 (I)	\$0.76209 (N)
486.2 – 3,740	\$0.36528 (I)	\$0.48600 (N)
3,740 – 37,400	\$0.27850 (I)	\$0.39922 (N)
37,400 – 112,000	\$0.21821 (I)	\$0.33893 (N)
Over 112,000	\$0.12957 (I)	\$0.25029 (N)


(I) Increase

(N) New

ISSUED: June 1, 2012

EFFECTIVE: July 1, 2012

BY:


 Deron E. Allen
 President

 1101 Broad Street
 Chattanooga, Tennessee 37401

CLASSIFICATION OF SERVICE
SALES FOR RESALE

SERVICE CHARGES:**Service Charge Per Month**

<u>Meter Size</u>	<u>Chattanooga General Water Service Tariff</u>		<u>Mountain Tariff</u>		<u>Lookout Mountain Tariff</u>		<u>Lakeview Tariff</u>	
5/8"	\$ 16.50	(I)	\$ 16.50	(N)	\$ 14.07	(E)	\$ 14.07	(E)
3/4"	27.72	(I)	27.72	(N)	21.07	(E)	21.07	(E)
1"	46.12	(I)	46.12	(N)	35.05	(E)	35.05	(E)
1-1/2"	92.28	(I)	92.28	(N)	70.13	(E)	70.13	(E)
2"	147.63	(I)	147.63	(N)	112.20	(E)	112.20	(E)
3"	276.80	(I)	276.80	(N)	210.37	(E)	210.37	(E)
4"	461.36	(I)	461.36	(N)	350.63	(E)	350.63	(E)
6"	922.71	(I)	922.71	(N)	701.26	(E)	701.26	(E)
8"	1,476.30	(I)	1,476.30	(N)	1,121.99	(E)	1,121.99	(E)

VOLUMETRIC RATES:**Cost per CCF**

<u>Monthly Use</u>	<u>Chattanooga General Water Service Tariff</u>		<u>Mountain Tariff</u>		<u>Lookout Mountain Tariff</u>		<u>Lakeview Tariff</u>	
0-4 CCF/Mo.	\$0.3024	(I)	\$1.2054	(N)	\$.868	(E)	\$.429	(E)
4-65	4.7974	(I)	5.7004	(N)	4.761	(E)	4.073	(E)
65-500	2.7323	(I)	3.6353	(N)	3.387	(E)	2.699	(E)
500-5,000	2.0832	(I)	2.9862	(N)	2.368	(E)	1.929	(E)
5,000-15,000	1.6322	(I)	2.5352	(N)	1.960	(E)	1.521	(E)
Over 15,000	0.9692	(I)	1.8722	(N)	1.421	(E)	.982	(E)

(E) Eliminated


(I) Increase

(N) New

ISSUED: June 1, 2012

EFFECTIVE: July 1, 2012

BY:


Deron E. Allen
President

1101 Broad Street
Chattanooga, Tennessee 37401

CLASSIFICATION OF SERVICE
SALE FOR RESALE

VOLUMETRIC RATES:**Cost per 1,000 Gallons**

<u>Monthly Use</u>	<u>Chattanooga General Water Service Tariff</u>		<u>Mountain Tariff</u>		<u>Suck Creek Tariff</u>
0 – 2.992	\$0.4043 (I)		\$1.6115 (N)		\$1.6115 (N)
2.992 – 48.62	\$6.4136 (I)		\$7.6209 (N)		\$7.6209 (N)
48.62 – 374	\$3.6528 (I)		\$4.8600 (N)		\$4.8600 (N)
374 – 3,740	\$2.7850 (I)		\$3.9922 (N)		\$3.9922 (N)
3,740 – 11,200	\$2.1821 (I)		\$3.3893 (N)		\$3.3893 (N)
Over 11,200	\$1.2957 (I)		\$2.5029 (N)		\$2.5029 (N)

VOLUMETRIC RATES:**Cost per 100 Gallons**

<u>Monthly Use</u>	<u>Chattanooga General Water Service Tariff</u>		<u>Mountain Tariff</u>		<u>Suck Creek Tariff</u>
0 – 29.92	\$0.04043 (I)		\$0.16115 (N)		\$0.16115 (N)
29.92 – 486.2	\$0.64136 (I)		\$0.76209 (N)		\$0.76209 (N)
486.2 – 3,740	\$0.36528 (I)		\$0.48600 (N)		\$0.48600 (N)
3,740 – 37,400	\$0.27850 (I)		\$0.39922 (N)		\$0.39922 (N)
37,400 – 112,000	\$0.21821 (I)		\$0.33893 (N)		\$0.33893 (N)
Over 112,000	\$0.12957 (I)		\$0.25029 (N)		\$0.25029 (N)

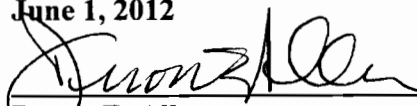
(I) Increase

(N) New

ISSUED: June 1, 2012

EFFECTIVE: July 1, 2012

BY:


 Deron E. Allen
 President

 1101 Broad Street
 Chattanooga, Tennessee 37401

CLASSIFICATION OF SERVICE
SALES FOR RESALE – SPECIAL CONTRACT

Schedule of Rates and Charges Available For:

Other entities that provide retail water service to customers and have contracted to purchase potable water under special contract pricing.

VOLUMETRIC RATES:**Cost per CCF**


<u>Monthly Use</u>	<u>Ft. Oglethorpe Tariff</u>	<u>Catoosa County Tariff</u>	<u>Walden's Ridge Utility District Tariff</u>	<u>Signal Mountain Utility District Tariff</u>
0-45,000 CCF/Mo.	\$1.1500 (I)	\$1.1500 (I)	\$1.1500 (D)	\$1.1500 (I)
Over 45,000	2.000 (I)	2.000 (I)	2.000 (I)	2.000 (I)

(I) Increase
(D) Decrease

ISSUED: June 1, 2012

EFFECTIVE: July 1, 2012

BY:


Deron E. Allen
President

1101 Broad Street
Chattanooga, Tennessee 37401

CLASSIFICATION OF SERVICE

SURCHARGE

For all customer classifications.


- (E) A surcharge will be applied to the customer bill in the amount of \$.62 per month to collect \$275,000 in additional rate case expense which was authorized by the Appellate Court for Docket Number 2008-00039. This surcharge is temporary and will cease once the total is collected, which is anticipated to be six (6) months from the effective date.

(E) Eliminated

ISSUED: June 1, 2012

EFFECTIVE: July 1, 2012

BY:


Deron E. Allen
PRESIDENT

1101 Broad Street
Chattanooga, Tennessee 37401

CLASSIFICATION OF SERVICE

(C) **MISCELLANEOUS AND OTHER FEES**

Applicable For:

- (C) Applicable to the cities of Chattanooga, East Ridge and Red Bank, Tennessee, the Cities of Rossville, City of Ridgeside, Lookout Mountain, unincorporated Hamilton County, Ft. Oglethorpe and Catoosa County, Georgia.

Availability of Service

- (C) Available for billing and collecting services connected with sewer billing until October 31, 2012, unless the entity enters into a contract for water usage data by that date and then it may extended until December 31, 2012 only for those contracted entities.

Rates

Rates Per Bill\$0.405

Activity Fee

- (I) When the Company is requested to turn on and/or set a meter at a location where there is pre-existing Company service, a fee of \$15.50 may be charged to cover the expense involved.

This fee shall not be applied to a landlord when the landlord requests continuation of service in his/her name for his/her rental property during an interim period between permanent tenants.

New Service Fee

- (I) Any applicant for water service at a location at which there is no pre-existing Company service may be charged a fee of \$31.00 to cover the expense of being added to the system. This fee includes the above mentioned activity fee.


(I) Increase

(C) Change in Text

ISSUED: June 1, 2012

EFFECTIVE: July 1, 2012

BY:


Deron E. Allen
PRESIDENT

1101 Broad Street
Chattanooga, Tennessee 37401

CLASSIFICATION OF SERVICE**DISCONNECTION – RECONNECTION CHARGE**

- (I) When it becomes necessary to discontinue water service to any premises because of a violation of the Company's Rules and Regulations on account of non-payment of any bill for water service, a charge of thirty-one dollars (\$31.00) may be incurred to cover the expense involved.
- (N) If a customer's water service is discontinued for non-payment of sewer service and such customer is a sewer customer of an entity that has contracted with the Company for disconnection within five (5) days of notification by the sewer entity, a charge of forty-eight (\$48.00) may be made to cover the expense involved.
- In the event a customer's water service has been discontinued as described above, and said customer re-establishes services illegally in order to avoid payment of outstanding obligations due the Company, the Company will take steps to de-activate the service line to the customer. In order to re-activate the service in such circumstances, a charge of one hundred and fifty-three dollars (\$153.00) may be incurred to cover the expense of re-activating the service.
- (I)

RETURNED CHECK CHARGE

When a bad check has been issued to Tennessee American Water Company for payment of any bill for water service, a charge of \$20.00 will be made to cover expenses involved.

(N) New rate

(I) Increase

ISSUED: June 1, 2012

EFFECTIVE: July 1, 2012

BY:


Deron E. Allen

1101 Broad Street

CLASSIFICATION OF SERVICE

DISTRIBUTION SYSTEM IMPROVEMENT CHARGE – RIDER

Applicability:

In addition to the other charges provided for in this Tariff under Service Classifications Residential, Commercial, Industrial, Other Public Authority, Sales For Resale, and Private Fire, a DSIC of x.xx% will apply.

The above charge will be recomputed annually and be adjusted periodically to incorporate the annual reconciliation factor.

General Description:

To recover the fixed costs (pre-tax return and depreciation) of certain non-revenue producing distribution system improvement projects completed and placed in service on an annual prospective basis between base rate cases and recorded in the individual utility plant accounts, as noted below, and provide the Company with the resources to accelerate the replacement of aging water distribution system infrastructure. The initial annual prospective DSIC year will be the first full twelve month period following the prospective attrition year utilized by the Commission in establishing Base Rates of the Company in its prior Base Rate case proceeding. Annual prospective DSIC years are anticipated to be approximately December 1 of one year through November 30 of the succeeding year.


DSIC Eligible Utility Plant:

Mains and Valves – replacement distribution and transmission systems mains and valves installed as replacements for existing facilities; Hydrants, Services, Meters and Meter Installations – installed as in-kind replacements; Un-reimbursed funds related to capital projects to relocate facilities required by a governmental highway projects.

ISSUED: June 1, 2012

EFFECTIVE: July 1, 2012

BY:


Deron E. Allen
PRESIDENT

1101 Broad Street
Chattanooga, Tennessee 37401

CLASSIFICATION OF SERVICE**DISTRIBUTION SYSTEM IMPROVEMENT CHARGE – RIDER****(Continued)****Determination of the Annual Distribution System Improvement Charge Percentage:**

(A) The Distribution System Improvement Charge (“DSIC”) percentage shall be expressed as a percentage carried to two (2) decimal places. The DSIC percentage shall be applied to the total amount billed to each Customer based on the Company’s otherwise applicable rates and charges. The DSIC percentage shall be capped at X.XX% of the DSIC base rate revenues billed to Customers and shall not be applied to any other surcharge or add-on taxes, or to any other revenues not recorded in a DSIC base rate revenues account.

(B) The DSIC percentage shall be calculated on annual prospective basis.

DSIC percentage formula:


$$\text{DSIC \%} = \frac{[(\text{NetPlant} \times \text{PTROR}) + \text{NetDep} + \text{PFT} + \text{R}] / 1 - \text{RT}}{\text{PAR}}$$

Where:

DSIC % = DSIC percentage

NetPlant = The average forecasted cost of the investment in DSIC plant for the DSIC year less forecasted accumulated depreciation on DSIC plant for the DSIC year. The average forecasted cost of DSIC plant, net of depreciation, shall be computed by using an average of thirteen (13) end-of-month balances of DSIC plant and accumulated depreciation for the annual prospective DSIC year from December 1 through November 30.

ISSUED: June 1, 2012**EFFECTIVE: July 1, 2012****BY:**


Deron E. Allen
PRESIDENT

1101 Broad Street
Chattanooga, Tennessee 37401


CLASSIFICATION OF SERVICE**DISTRIBUTION SYSTEM IMPROVEMENT CHARGE – RIDER****(Continued)****Where:**

PTROR = Rate of Return on Rate Base as authorized by the Commission in the Company's prior Base Rate case petition grossed-up for Income Taxes.

NetDep = Net depreciation expense related to the average investment in DSIC plant for the DSIC year. Depreciation expense shall be calculated by multiplying the average forecasted cost of the investment in DSIC plant by plant account, net of retirements, by the approved depreciation rates for the respective accounts in which the specific items included in the average DSIC investment are recorded. The average forecasted cost of the investment in DSIC by plant account, net of retirements, shall be computed by using an average of thirteen (13) end-of-month balances of DSIC by plant account and retirements for the annual prospective DSIC year from December 1 through November 30.

PFT = Property and Franchise Taxes associated with DSIC NetPlant. Property taxes shall be based on the ratio of property taxes to total Utility Plant in Service as authorized by the Commission in the prior Base Rate case applied to DSIC NetPlant. Franchise Tax shall be based on the application the franchise tax rate per \$100 to the DSIC NetPlant.

R = Reconciliation component amount calculated for the annual reconciliation of the prior DSIC year.

ISSUED: June 1, 2012**EFFECTIVE: July 1, 2012****BY:**
Deron E. Allen
PRESIDENT

1101 Broad Street
Chattanooga, Tennessee 37401

CLASSIFICATION OF SERVICE

DISTRIBUTION SYSTEM IMPROVEMENT CHARGE – RIDER

(Continued)

Where:

RT = Revenue Taxes expressed as a decimal. Revenue Taxes reflect sum of Gross Receipts Tax, TRA Utility Fees and Uncollectible expense.

PAR = The projection of total water DSIC base rate revenues, as applicable, for the annual prospective period from December 1 through November 30. The projected revenue shall not include any other applicable surcharge or add-on taxes, or any other revenues not recorded in a DSIC base rate revenues account.

The DSIC shall be subject to an annual reconciliation.


Annual Reconciliation:

On or before February 1 of each DSIC year, if the Company had a DSIC in effect for all or part of the immediately preceding DSIC year, it shall submit to the Commission an annual reconciliation regarding the results for the previous DSIC year. The annual reconciliation shall be verified by an officer of the Company. The annual reconciliation shall include a calculation of the R formula component necessary to adjust revenue collected under the DSIC Rider in effect for prior DSIC year to an amount equivalent to the actual level of prudently-incurred DSIC cost for the prior DSIC year. Any over or under recovery will be included in the calculation of the next adjustment to the DSIC.

ISSUED: June 1, 2012

EFFECTIVE: July 1, 2012

BY:


Deron E. Allen
PRESIDENT

1101 Broad Street
Chattanooga, Tennessee 37401

CLASSIFICATION OF SERVICE

DISTRIBUTION SYSTEM IMPROVEMENT CHARGE – RIDER
(Continued)


New Base Rates:

The DSIC charge will be reset at zero upon the establishment of new Base Rates to customer billings that provide for the prospective recovery of the annual costs that theretofore been recovered under the DSIC. Thereafter, only the costs of new DSIC eligible plant additions, that have not previously been reflected in the Company's rate base, would be reflected in new annual prospective DSIC filings.

ISSUED: June 1, 2012

EFFECTIVE: July 1, 2012

BY:


Deron E. Allen
PRESIDENT

1101 Broad Street
Chattanooga, Tennessee 37401

CLASSIFICATION OF SERVICE

PURCHASED POWER AND CHEMICAL CHARGE ("PPACC") RIDER

Applicability:

In addition to the other charges provided for in this Tariff under Service Classifications Residential, Commercial, Industrial, Other Public Authority, Sales For Resale, and Private Fire, a PPACC charge or credit of x.xx% will apply.

The above PPACC % will be recomputed annually.

General Description:

Provides for recovery or crediting of incremental increases in the cost of purchased power and chemicals between base rate cases.

BASE RATE COST OF PURCHASED POWER AND CHEMICALS


The Base Rate Cost of Purchased Power and Chemicals per 100 Cubic Feet of Water Sales determined and authorized in the Base Rate proceeding in Docket No. xx-xxxxx is as set forth below:

Base Rate Cost per 100 Cubic Feet \$ x.xxxx

ISSUED: June 1, 2012

EFFECTIVE: July 1, 2012

BY:


Deron E. Allen
PRESIDENT

1101 Broad Street
Chattanooga, Tennessee 37401

8.10 If a Customer requests an additional self-serving meter or meters for his Premises (i.e. lawn sprinkling or swimming pool), the Company will make the requested installation at the expense of the Customer and billing will occur as provided in Rule 9.

8.11 The Company may at any time, remove the meter for routine tests, repair, or replacement.

(C) **8.12** Meters may register in either U.S. gallons or cubic feet. Meter readings in units of hundred cubic feet may be converted to units of thousand gallons for billing purposes if the existing schedule of charges is stated in gallon units. The factor used for making a conversion from hundred cubic feet to thousand gallons shall be based on the use of one cubic foot as being equivalent to seven and forty-eight hundredths (7.48) U.S. gallons.

9. MULTIPLE METER SETTINGS

9.1 When more than one meter setting is installed at a Customer's Premises because of conditions warranted and determined by the Customer, each meter setting shall be treated separately as if it belonged to a separate Customer, and the registrations of such meters will not be combined.

9.2 When more than one meter setting is installed on a Customer's Premises because of conditions warranted and determined by the Company, the registration of all such meters shall be combined and the minimum charge shall be the sum of the individual minimum charges for all such meters.

10. DISPUTED BILLS


10.1 When a Customer disputes a bill, the Company will not terminate service for nonpayment so long as the Customer (i) pays the undisputed portion of the bill, (ii) pays all future bills by the due date, and (iii) enters into bona fide discussions with the Company to settle the dispute.

(C) Change

ISSUED: June 1, 2012

EFFECTIVE: July 1, 2012

BY:


Deron E. Allen
President

1101 Broad Street
Chattanooga, Tennessee 37401