

December 15, 2008

electronically filed 12/16/08

Mrs. Darlene Standley, Chief  
Utilities Division  
Tennessee Regulatory Authority  
460 James Robertson Parkway  
Nashville, TN 37243-0505

RE: Docket # 08-00202 – Petition of Tennessee Wastewater Systems, Inc. for Approval to Amend its Rates and Charges - Data Response

Dear Mrs. Standley:

Tennessee Wastewater Systems, Inc. (TWSI) provides the following information per your request dated November 21, 2008.

1. Provide a Balance Sheet for the test period.

Response: See Attachment “A”.

*(Note: the information contained on this chart is proprietary.)*

2. Provide a copy of TWS’s General Ledger (in electronic format if possible) at December 2007 and September 2008.

Response: See Attachment “B” for the General Ledgers for the requested times.

*(Note: the information contained on this chart is proprietary.)*

3. Provide a copy of TWS’s General Ledger (in electronic format if possible) at December 2007 and September 2008 for each of the affiliated companies that allocate costs to TWS.

Response: See Attachment “C” for the General Ledgers for the requested times of Adenus Group and Adenus Utilities Group.

*(Note: the information contained on this chart is proprietary.)*

4. Provide a current chart of accounts for TWS.

Response: See Attachment “D”.

5. Provide a copy of all contracts between TWS and its affiliated companies and between TWS and any non-affiliated company.

Response: See Attachment "E".

(Note: the information contained in this attachment is proprietary.)

6. How many total customers are currently provided wastewater services in Virginia, in Alabama, in Georgia and in Tennessee?

Response: As of the November 1<sup>st</sup> billing cycle, Tennessee Wastewater has 1,768 customers, Alabama Wastewater has 334 customers, and Georgia Wastewater has 82 customers. We do not serve any customers in Virginia.

7. Provide the total customer count in each state, by month, for 2007 and the first nine (9) months of 2008.

Response:

Date	AL Wastewater	GA Wastewater	TN Wastewater	Virginia
Jan 2007	77	17	1324	N/A
Feb 2007	91	21	1348	N/A
Mar 2007	105	22	1379	N/A
Apr 2007	117	24	1400	N/A
May 2007	129	26	1417	N/A
Jun 2007	143	29	1433	N/A
Jul 2007	156	33	1463	N/A
Aug 2007	166	37	1490	N/A
Sep 2007	174	44	1524	N/A
Oct 2007	193	50	1560	N/A
Nov 2007	214	54	1589	N/A
Dec 2007	229	57	1600	N/A
Jan 2008	246	62	1627	N/A
Feb 2008	250	67	1634	N/A
Mar 2008	260	68	1644	N/A
Apr 2008	266	71	1646	N/A
May 2008	278	74	1655	N/A
Jun 2008	286	75	1660	N/A
Jul 2008	289	75	1677	N/A
Aug 2008	306	76	1717	N/A

8. How many total customers are expected to be added in Saddle Ridge (Monroe County) by the end of the attrition period?

Response: We do not anticipate any customers to be added in Saddle Ridge by the end of the attrition period.

9. Provide a schedule showing the calculation of the increase in annual revenue of \$349,485, as requested in your petition. Use the following format and the Company's numbers:

		Attrition Period Revenue at Current Rates
Less:		Attrition Period Operating Expenses
Equals:		Attrition Period Net Operating Income at Current Rates
Times:		Revenue Conversion Factor
Equals:		Additional Revenue Requirement
Response:	\$805,512.37	Attrition Period Revenue at Current Rates
Less:	<u>\$(1,013,809.16)</u>	Attrition Period Operating Expenses
Equals:	<u>\$(208,296.79)</u>	Attrition Period NOL at Current Rates
Times:	<u>1.608171163</u>	Revenue Conversion Factor
Equals:	<u>\$(334,976.87)</u>	

(NOTE: Due to our company not utilizing the traditional rate of return calculation off of a rate base and the lack of comparable cases in Tennessee, a ruling from Kentucky on a similarly structured wastewater company was referenced when determining our revenue requirement. This equation took into account several factors that the preceding format did not, such as operating ratio.)

10. Please explain the type of revenue and expenses booked to the following accounts:

536.3	Operations & Maintenance
536.4	Billing & Collections
536	Other Wastewater Revenues – Other
421.3	Utility Fee
421.5	Developer Income
421	Nonutility Income – Other
736.01	Sign-up Costs
765	Regulatory Commission Exp. – Other
426.3	Miscellaneous

Response:	
536.3	Operations & Maintenance: is the portion of the sewer payment received that is attributable to operation and maintenance work.
536.4	Billing & Collections: is the portion of the sewer payment received that is attributable to postage, statement expense, billing software licensing, and administrative expense.

- 536 Other Wastewater Revenues – Other: should have been included under 536.1 – Access Fees
- 421.3 Utility Fee: is charged to the developer to cover project-related expenses that occur prior to a customer signing up for service. (This should have been classified as 421.5 – Developer Income)
- 421.5 Developer Income: is the same as 421.3 above
- 421 Nonutility Income – Other: was an accounting adjustment to correct a prior year's entry.
- 736.01 Sign-up Costs: were related to invoiced charges associated with East Montgomery Utility District signing up Southridge customers for sewer when they sign up for water.
- 765 Regulatory Commission Exp. – Other: was a fee paid to Nashville Court Reporters for a transcript of a TRA proceeding.
- 426.3 Miscellaneous: was a journal entry made in error that was corrected. The approximately \$100 remaining consists of parking and photocopying expense.

11. Describe TWS' budgeting process.

Response: The 2008 Budget process for TWSI was estimated by each general ledger account. The revenues were comprised of non regulated revenues and regulated revenues that were projected based on an estimated customer base. Expenses were estimated based on 2007 historical information with economic adjustments. These revenues and expenses were generated on a monthly basis for the calendar fiscal year 2008.

12. Please provide all documentation supporting, justifying or utilized to calculate the amounts on Exhibits 1-A, 2-A, 2-B, 2-C, 3-A, 4-A, 6-A and 6-B. If available, please provide this in electronic format.

Response: Exhibit 1-A was generated using the P&L statement from the test period. The adjustments made to the P&L are explained on a case-by-case basis in the working papers. Exhibit 2-A was generated using the test period expenses found in Exhibit 1-A and projected revenues found in Exhibit 6-A. Adjustments made to Exhibit 2-A are explained on a case-by-case basis in the working papers. Exhibit 2-B was generated in an attempt to clarify the calculation process used to determine the attrition totals on accounts 408.3 and 409. Exhibit 2-C was generated using attrition period regional customer projection data found in Exhibit 6-A to show the projected monthly Contract Maintenance expense found in account 736.2. The base expense numbers found in Exhibit 3-A were derived from the 2008 plan from Adenus Utilities Group. The base expense numbers found in Exhibit 4-A were derived from the 2008 plan from Adenus Group. Exhibits 6-A and 6-B are essentially built the same way with the exception of the rates being charged in the attrition period. The test period customer totals used to build Exhibits 6-A and 6-B were derived from records spreadsheets found in Attachment "F".

13. Refer to Exhibit 6-A to the testimony of Matt Pickney. Please explain the initials “RSF” and “DCP”.

Response: RSF is shorthand for Recirculating Sand Filter, the predominant treatment technology utilized by TWSI. DCP is shorthand for Deep Cell Pond, the second most popular treatment technology utilized by TWSI.

14. Please explain TWS’ rationale for excluding the \$800 access fee per lot that is paid by developers from TWS’ reported regulated revenue.

Response: TWS excluded the \$800 fee from TWS’ reported regulated revenue because this revenue is not from the sale of regulated services and because all expenses relating to this fee have also been excluded from regulated operations. The \$800 fee is a fee paid by the developer to cover the cost of project-related expenses that are incurred during the construction of the wastewater system. These costs are incurred prior to a customer being connected to the system. Since these costs do not directly relate to the customers we serve, it is appropriate that the revenues and expenses not be included with our regulated fee structure. This is not a fee to provide wastewater service to retail customers and is not encompassed in the provisions of our tariff. No expenses or revenues related to this fee are included in this rate case.

15. Provide the dollar amount of access fees paid by developers to TWS for each month from January 2007 through September 2008.

Response: *(Note: the information contained in this response is proprietary and can be found on Proprietary Page “A”).*

16. Please identify the expenses paid out of the collected access fees by expense type, amount and account number for each month from January 2007 through September 2008. Have these expense amounts been removed from the test period expenses as shown on Exhibit 1-A?

Response: While the question refers to “access fees paid”, a more appropriate terminology is “developer income” as explained in response to Question 14.

Developer income collected from East Tennessee projects typically is paid back to SEE to cover construction-related utility costs. In Middle Tennessee, the project-related expenses were incurred by Adenus Solutions Group but were not charged to the utility. This provided a subsidy to the utility. These expenses are not operational expenses and therefore are not included in the test period.

17. Provide the total wastewater revenue amount collected in Virginia, in Georgia, in Alabama, and in Tennessee by month for 2007 and the first nine (9) months of 2008.

Response: *(Note: the information contained in this response is proprietary and can be found on Proprietary Page "A".)*

18. Provide a schedule itemizing rate case expense by vendor for this rate case.

Response: Rate case expense consists of only one vendor – Boulton, Cummings, Connors & Berry for legal expense.

19. Explain TWS' rationale for including the rate case expense associated with Docket No. 0600259 in this rate case.

Response: The expenses incurred as a result of the lengthy regulatory process associated with settling Docket 0600259 were significant and must be passed on to the customers. That Docket was initiated for the purpose of reclassifying a large number of overnight rental properties as commercial customers rather than residential customers. This resolved a discrimination problem between similarly situated customers and was a necessary prerequisite to the filing of this rate case. While the expenses for that Docket took place during the test period, the expense was captured and amortized over a four year horizon to lessen the expense impact on this rate case.

20. Please explain the calculation of the estimated \$4,299 letter of credit fees for the attrition period (account 775.11).

Response: As explained in the working papers, the \$4,299 was based on an estimate by Charles Pickney for the attrition period based on the elimination of the pass-through costs associated with the letter of credit fee requirements by Williamson County.

21. If letter of credit fees are included as an expense, why are the corresponding bond fee revenues not recorded for the attrition period?

Response: The 38 cent per customer bonding rate is included in the test period revenues as well as the attrition period numbers.

22. Please explain the derivation of the percentages and per customer monthly maintenance fees (Exhibit 2-C) used to calculate the attrition period contract maintenance amount shown on Exhibit 2-A (account 736.2).

Response: Calculation of the maintenance fees is based on the cost to provide certain services as established in the 1999 Rate Case. TWSI's Contract Maintenance provider in Middle Tennessee provides a different set of services than TWSI's Contract Maintenance provider in East Tennessee, and therefore is paid a different rate per customer served. The commercial percentage is based on the percentage that maintenance makes up of the standard residential bill.

23. Please explain the expected benefit to customers for the \$116,045 projected increase in contract maintenance from the test period to the attrition period.

Response: While we project a \$116,045 increase in contract maintenance revenues from the test to attrition periods, the increase is due to customer base growth and not an increase in the per customer rate being charged for maintenance service.

24. Please explain the contractual profit sharing arrangement between TWS and Southeast Environmental Engineering. Provide a copy of the contractual agreement.

Response: *(Note: the information contained in this response is proprietary and can be found in Proprietary Page "B".)*

25. Provide a breakdown of the actual test period contractual profit sharing expense by month.

Response: Contractual profit sharing is paid to SEE based on end of the year performance results, as referenced in response to question #24.

26. Provide a schedule showing the calculation of the projected attrition period expense for contractual profit sharing expense, which the Company states is based on customer growth (Comment ID Attrition05).

Response: (NOTE: While contractual profit sharing is paid out annually, it can be budgeted monthly as the following schedule shows)

Date	Amount
<b>Apr 2008</b>	\$2,056.23
<b>May 2008</b>	\$2,056.23
<b>Jun 2008</b>	\$2,056.23
<b>Jul 2008</b>	\$2,056.23
<b>Aug 2008</b>	\$2,056.23
<b>Sep 2008</b>	\$2,056.23
<b>Oct 2008</b>	\$2,056.23
<b>Nov 2008</b>	\$2,056.23
<b>Dec 2008</b>	\$2,056.23
<b>Jan 2009</b>	\$2,056.23
<b>Feb 2009</b>	\$2,056.23
<b>Mar 2009</b>	\$2,056.23



27. Refer to Company Exhibit 2-A, please explain or provide the calculation of the \$44,333.07 used to calculate the \$31,209.03 adjustment to account 731 (Contractual Svc. – Professional). See cell I37 in your Excel spreadsheet.

Response: This was the actual average of expenses incurred in 2006 and 2007 less \$52,094.14 of the Boulton & Cummings invoice 22433 for the East TN Commercial Conversion (Docket 06-00259). We also added an estimate of ASG/Pickney Bros. payments for professional services here, as well.

28. Please explain the types of expenses incurred by SEE that are reimbursed from Sewer Access Fees. Provide the Company's basis for the \$31,617 projected expense for the attrition period.

Per our contract with SEE all Access Fees collected in East Tennessee will be paid out to SEE. Access Fees collected help to offset expenses such as Testing and Reporting, line marking, electricity costs, vegetation control and maintenance expenses that are ongoing even though a small number of homes in the subdivision are hooked up and paying sewer fees. Per TWSI's agreement with SEE, all of these expenses are paid directly by SEE for systems in their service area. The \$31,617 is simply the projected amount that we are obligated to pay SEE.

29. Provide schedules showing the depreciation expense and amortization expense separately by month by account # and/or plant account for the test period. Refer to your 2007 annual report, schedules F-3 and F-5.

The only items for which the company has depreciable expenses are office furniture and a computer. The depreciation amount for those assets is \$231.57 per month.

30. Provide a breakdown of the \$28,272 expense booked to account 408.3 between franchise tax and excise tax.

Response: The \$28,272 was based on an estimated payment for F/E tax through the 3<sup>rd</sup> quarter 2007. The 2007 Franchise & Excise Tax Return shows that TWSI owed \$43,153 in Franchise Tax and \$0 in Excise Tax due to posting a loss.

31. Provide copies of the following tax returns (state and federal) for the most recent three (3) tax years for TWS and/or the parent company:
- a. Tennessee Gross Receipts Tax Returns
  - b. Tennessee Franchise and Excise Tax Returns
  - c. Property tax statement Tennessee Ad Valorem Tax Report
  - d. Employer's Quarterly Federal Tax Returns (Form 941)





851 Aviation Parkway  
Smyrna, TN 37167

Response: See Attachment "G"

Should you have further questions, please let us know.

Sincerely,

Matt Pickney  
Operations Manager  
TN Wastewater

Attachment “A”

**PROPRIETARY**

Attachment “B”

**PROPRIETARY**

Attachment “C”

**PROPRIETARY**

Tennessee Wastewater Systems, Inc.  
Account Listing  
December 5, 2008

Attachment "D"

Tennessee Wastewater Systems Inc. Chart of Accounts

Account
131 . Cash
131 . Cash:131.1 . AmSouth - CD
131 . Cash:131.5 . Pinnacle Escrow(010294705)
131 . Cash:131.7 . Pinnacle Checking
131 . Cash:131.9 . Pinnacle Deposits (010293901)
141 . Customer A/R
141 . Customer A/R:141.1 . Sewer Service
141 . Customer A/R:141.2 . Customer Deposits
141 . Customer A/R:141.4 . Miscellaneous
141.3 . Access Fees
12100 . Inventory Asset
1499 . Undeposited Funds
174 . Misc. Current and Accrued Asset
174 . Misc. Current and Accrued Asset:174.1 . Receivable from Developer
174 . Misc. Current and Accrued Asset:174.3 . Undeposited Funds
174.4 . East TN Access Fees
101 . Utility Plant in Service
101 . Utility Plant in Service:353 . Land
101 . Utility Plant in Service:360 . Collection Sewers-Force
101 . Utility Plant in Service:361 . Collection Sewers-Gravly
101 . Utility Plant in Service:380 . Treatment and Disposal Equip
101 . Utility Plant in Service:390 . Office Furniture & Misc. Equip
108 . Accum. Deprec.-Utility Plant
108.1 . Accum. Deprec.- Equip
231 . Accounts Payable
235 . Sewer Deposits (New Service)
241 . Misc. Current & Accrued Liab.
241 . Misc. Current & Accrued Liab.:241.1 . Payroll Liabilities
241 . Misc. Current & Accrued Liab.:241.2 . Non-Revenue Receipts due Others
241 . Misc. Current & Accrued Liab.:241.6 . Accrued Interest Payable
241 . Misc. Current & Accrued Liab.:241.7 . Accrued Purchases
242 . Intercompany Liabilities
242 . Intercompany Liabilities:242.1 . Intercompany-Adenus Group
242 . Intercompany Liabilities:242.2 . Intercompany-Adenus Utilities
242 . Intercompany Liabilities:242.3 . Intercompany-Adenus Solutions
242 . Intercompany Liabilities:242.5 . Intercompany-Adenus Operations
242 . Intercompany Liabilities:242.9 . Intercompany Cash
232 . Notes Payable
232 . Notes Payable:232.1 . Prime Trust Loan
232 . Notes Payable:232.2 . Start-Up Loan from Pickney
265 . Misc. Operating Reserves
265 . Misc. Operating Reserves:265.1 . Inspection Costs
265 . Misc. Operating Reserves:265.2 . Sewer Sys/Comp Repl - Post 2006
201 . Common Stock
215 . Retained Earnings
271 . Cont. in Aid of Construction
272 . Accum. Amort. on CIAC

Type	Description	Acct #	Tax Line
Bank		131	B/S-Assets: Cash
Bank	AmSouth CD	131.1	B/S-Assets: Cash
Bank		131.5	<Unassigned>
Bank		131.7	<Unassigned>
Bank		131.9	B/S-Assets: Cash
Accounts Receivable		141	<Unassigned>
Accounts Receivable		141.1	B/S-Assets: Accts. Rec. and trade notes.
Accounts Receivable		141.2	B/S-Assets: Accts. Rec. and trade notes.
Accounts Receivable		141.4	B/S-Assets: Accts. Rec. and trade notes.
Accounts Receivable		141.3	B/S-Assets: Accts. Rec. and trade notes.
Other Current Asset	Costs of inventory purchased for resale	12100	<Unassigned>
Other Current Asset		1499	<Unassigned>
Other Current Asset		174	B/S-Assets: Other current assets
Other Current Asset		174.1	B/S-Assets: Other assets
Other Current Asset		174.3	B/S-Assets: Other current assets
Other Current Asset		174.4	B/S-Assets: Other current assets
Fixed Asset		101	B/S-Assets: Buildings/o/h. depr. assets
Fixed Asset		353	<Unassigned>
Fixed Asset		360	B/S-Assets: Buildings/o/h. depr. assets
Fixed Asset		361	<Unassigned>
Fixed Asset		380	<Unassigned>
Fixed Asset		390	B/S-Assets: Buildings/o/h. depr. assets
Fixed Asset		108	B/S-Assets: Buildings/o/h. depr. assets
Fixed Asset		108.1	B/S-Assets: Buildings/o/h. depr. assets
Accounts Payable		231	<Unassigned>
Other Current Liability		235	<Unassigned>
Other Current Liability		241	B/S-Liabs/Eq.: Other current liabilities
Other Current Liability		241.1	B/S-Liabs/Eq.: Other current liabilities
Other Current Liability	Pass through receipts	241.2	B/S-Liabs/Eq.: Other current liabilities
Other Current Liability		241.6	B/S-Liabs/Eq.: Other current liabilities
Other Current Liability		241.7	B/S-Liabs/Eq.: Other current liabilities
Other Current Liability		242	B/S-Liabs/Eq.: Other current liabilities
Other Current Liability		242.1	B/S-Liabs/Eq.: Other current liabilities
Other Current Liability		242.2	B/S-Liabs/Eq.: Other current liabilities
Other Current Liability		242.3	B/S-Liabs/Eq.: Other current liabilities
Other Current Liability		242.5	B/S-Liabs/Eq.: Other current liabilities
Other Current Liability		242.9	<Unassigned>
Long Term Liability		232	B/S-Liabs/Eq.: L-T Mortgage/notes/bonds pay.
Long Term Liability	Tims Ford - 770	232.1	B/S-Liabs/Eq.: L-T Mortgage/notes/bonds pay.
Long Term Liability		232.2	B/S-Liabs/Eq.: L-T Mortgage/notes/bonds pay.
Long Term Liability		265	B/S-Liabs/Eq.: L-T Mortgage/notes/bonds pay.
Long Term Liability		265.1	B/S-Liabs/Eq.: L-T Mortgage/notes/bonds pay.
Long Term Liability		265.2	B/S-Liabs/Eq.: L-T Mortgage/notes/bonds pay.
Equity	Capital Stock	201	<Unassigned>
Equity	Retained Earnings	215	<Unassigned>
Equity		271	<Unassigned>
Equity		272	<Unassigned>

Tennessee Wastewater Systems, Inc.  
Account Listing  
December 5, 2008

Account	Type	Description	Acct. #	Tax Line
400 . Operating Revenues	Income		400	<Unassigned>
400 . Operating Revenues:521 . Flat Rate Revenues	Income		521	<Unassigned>
400 . Operating Revenues:521 . Flat Rate Revenues:521.1 . Residential-Flat Sewer	Income		521.1	<Unassigned>
400 . Operating Revenues:521 . Flat Rate Revenues:521.2 . Commercial Sewer	Income		521.2	<Unassigned>
400 . Operating Revenues:522 . Measured Revenues	Income		522	<Unassigned>
400 . Operating Revenues:522 . Measured Revenues:522.1 . Residential	Income		522.1	<Unassigned>
400 . Operating Revenues:536 . Other Wastewater Revenues	Income		536	<Unassigned>
400 . Operating Revenues:536 . Other Wastewater Revenues:536.1 . Sewer Access Fees	Income		536.1	<Unassigned>
400 . Operating Revenues:536 . Other Wastewater Revenues:536.11 . Refunds	Income		536.11	<Unassigned>
400 . Operating Revenues:536 . Other Wastewater Revenues:536.3 . Operations & Maintenance	Income		536.3	<Unassigned>
400 . Operating Revenues:536 . Other Wastewater Revenues:536.4 . Billing & Collections	Income		536.4	<Unassigned>
400 . Operating Revenues:536 . Other Wastewater Revenues:536.5 . Bonding	Income		536.5	<Unassigned>
400 . Operating Revenues:536 . Other Wastewater Revenues:536.6 . Franchise Income	Income		536.6	<Unassigned>
400 . Operating Revenues:536 . Other Wastewater Revenues:536.7 . Bioxide	Income		536.7	<Unassigned>
400 . Operating Revenues:536 . Other Wastewater Revenues:536.8 . Forfeited Customer Deposits	Income		536.8	<Unassigned>
400 . Operating Revenues:536 . Other Wastewater Revenues:536.9 . Penalty Fees	Income		536.9	<Unassigned>
419 . Interest Earned	Income	Interest Income	419	Income: Interest Income
421 . Nonutility Income	Income	Other Income	421	Income: Other Income
421 . Nonutility Income:421.2 . Gain/Loss on Sale of Assets	Income		421.2	<Unassigned>
421 . Nonutility Income:421.3 . Utility Fee	Income	sale of software	421.3	<Unassigned>
421 . Nonutility Income:421.4 . Professional Services	Income		421.4	<Unassigned>
421 . Nonutility Income:421.5 . Developer Income	Income		421.5	<Unassigned>
50000 . Cost of Goods Sold	Cost of Goods Sold	Costs of items purchased and then sold to customer	50000	<Unassigned>
401 . Operating Expenses	Expense		401	<Unassigned>
401 . Operating Expenses:703 . Salaries and Wages - Officers	Expense		703	<Unassigned>
401 . Operating Expenses:710 . Purchased Wastewater Treatment	Expense		710	<Unassigned>
401 . Operating Expenses:715 . Purchased Power	Expense		715	<Unassigned>
401 . Operating Expenses:716 . Telemetry Monitoring	Expense		716	<Unassigned>
401 . Operating Expenses:718 . Bioxide	Expense		718	<Unassigned>
401 . Operating Expenses:720 . Materials and Supplies	Expense		720	<Unassigned>
401 . Operating Expenses:731 . Contractual Svc - Professional	Expense	Legal Fees	731	Deductions: Other deductions
401 . Operating Expenses:735 . Contractual Svc - Testing	Expense		735	<Unassigned>
401 . Operating Expenses:736 . Contractual Services	Expense		736	<Unassigned>
401 . Operating Expenses:736 . Contractual Services:736.01 . Sign-up Costs	Expense		736.01	<Unassigned>
401 . Operating Expenses:736 . Contractual Services:736.02 . Contract Maintenance	Expense		736.02	<Unassigned>
401 . Operating Expenses:736 . Contractual Services:736.03 . Contractual Svc	Expense		736.03	<Unassigned>
401 . Operating Expenses:736 . Contractual Services:736.04 . Subcontract Work	Expense		736.04	<Unassigned>
401 . Operating Expenses:736 . Contractual Services:736.05 . Access Fees	Expense		736.05	<Unassigned>
401 . Operating Expenses:736 . Contractual Services:736.08 . Lawn Mowing	Expense		736.08	<Unassigned>
401 . Operating Expenses:736 . Contractual Services:736.10 . One-Call Expenses	Expense		736.10	<Unassigned>
401 . Operating Expenses:736 . Contractual Services:736.11 . Contractual Profit Sharing	Expense		736.11	<Unassigned>
401 . Operating Expenses:736 . Contractual Services:736.12 . AUG - MGMT Fees	Expense		736.12	<Unassigned>
401 . Operating Expenses:736 . Contractual Services:736.9 . Adenus Group - MGMT Fees	Expense		736.9	<Unassigned>
401 . Operating Expenses:740 . Rent	Expense		740	<Unassigned>
401 . Operating Expenses:755 . Insurance	Expense		755	<Unassigned>
401 . Operating Expenses:755 . Insurance:755.8 . Auto Insurance	Expense		755.8	<Unassigned>
401 . Operating Expenses:765 . Regulatory Commission Exp.	Expense	Exp. incurred with formal cas	765	<Unassigned>
401 . Operating Expenses:765 . Regulatory Commission Exp.:765.1 . Rate Case Work	Expense		765.1	<Unassigned>

Tennessee Wastewater Systems, Inc.  
Account Listing  
December 5, 2008

Account		Type	Description	Acct. #	Tax Line
401 . Operating Expenses:765 . Regulatory Commission Exp.:765.2 . Filing Fee	Expense			765.2	<Unassigned>
401 . Operating Expenses:765 . Regulatory Commission Exp.:765.3 . Inspection Fee	Expense			765.3	<Unassigned>
401 . Operating Expenses:770 . Bad Debt	Expense	Bad Debt		770	<Unassigned>
401 . Operating Expenses:775 . Miscellaneous Expenses	Expense			775	<Unassigned>
401 . Operating Expenses:775 . Miscellaneous Expenses:775.1 . Telephone	Expense			775.1	<Unassigned>
401 . Operating Expenses:775 . Miscellaneous Expenses:775.10 . Office Supplies	Expense			775.10	<Unassigned>
401 . Operating Expenses:775 . Miscellaneous Expenses:775.11 . Letter of Credit - Fees	Expense			775.11	<Unassigned>
401 . Operating Expenses:775 . Miscellaneous Expenses:775.12 . Depreciation Expense	Expense			775.12	<Unassigned>
401 . Operating Expenses:775 . Miscellaneous Expenses:775.13 . Easement Fees	Expense			775.13	<Unassigned>
401 . Operating Expenses:775 . Miscellaneous Expenses:775.18 . Interest Expense	Expense			775.18	<Unassigned>
401 . Operating Expenses:775 . Miscellaneous Expenses:775.2 . Postage	Expense			775.2	<Unassigned>
401 . Operating Expenses:775 . Miscellaneous Expenses:775.20 . Software Licenses	Expense			775.20	<Unassigned>
401 . Operating Expenses:775 . Miscellaneous Expenses:775.23 . Maintenance Agreements	Expense			775.23	<Unassigned>
401 . Operating Expenses:775 . Miscellaneous Expenses:775.3 . Licenses & Permits	Expense			775.3	<Unassigned>
401 . Operating Expenses:775 . Miscellaneous Expenses:775.4 . Membership Dues	Expense			775.4	<Unassigned>
401 . Operating Expenses:775 . Miscellaneous Expenses:775.5 . Deed Registration	Expense			775.5	<Unassigned>
401 . Operating Expenses:775 . Miscellaneous Expenses:775.6 . Franchise Fees	Expense			775.6	<Unassigned>
401 . Operating Expenses:775 . Miscellaneous Expenses:775.7 . Public Notice Costs	Expense			775.7	<Unassigned>
401 . Operating Expenses:775 . Miscellaneous Expenses:775.8 . Interest on Customer Deposits	Expense			775.8	<Unassigned>
401 . Operating Expenses:775 . Miscellaneous Expenses:775.9 . Billing Costs	Expense			775.9	<Unassigned>
408 . Taxes Other than Income	Expense			408	<Unassigned>
408 . Taxes Other than Income:408.1 . Property Taxes	Expense	Property Taxes		408.1	<Unassigned>
408 . Taxes Other than Income:408.3 . Franchise & Excise	Expense			408.3	<Unassigned>
408 . Taxes Other than Income:408.4 . Labor & Workforce Dev.	Expense			408.4	<Unassigned>
408 . Taxes Other than Income:408.5 . Personal Privilege Tax	Expense			408.5	<Unassigned>
408 . Taxes Other than Income:408.6 . Public Utility	Expense			408.6	<Unassigned>
408 . Taxes Other than Income:408.7 . Tax Penalties	Expense			408.7	<Unassigned>
409 . Income Tax	Expense	Federal Taxes		409	<Unassigned>
426 . Misc. Nonutility Expenses	Expense			426	<Unassigned>
426 . Misc. Nonutility Expenses:426.1 . Dues and Subscriptions	Expense	Dues and Subscriptions		426.1	<Unassigned>
426 . Misc. Nonutility Expenses:426.2 . Bank & NSF Fees	Expense			426.2	<Unassigned>
426 . Misc. Nonutility Expenses:426.3 . Miscellaneous	Expense			426.3	<Unassigned>
426 . Misc. Nonutility Expenses:426.3 . Miscellaneous	Expense			426.4	<Unassigned>
426 . Misc. Nonutility Expenses:426.4 . Parking	Expense			426.5	<Unassigned>
426 . Misc. Nonutility Expenses:426.5 . Developer Income Reimbursement	Expense			427	<Unassigned>
427 . Interest Expense	Expense			427.1	<Unassigned>
427 . Interest Expense:427.1 . Interest on Debt to Associated	Expense			427.1	Deductions: Interest expense
427 . Interest Expense:427.2 . Loan Interest	Expense			427.2	<Unassigned>
66900 . Reconciliation Discrepancies	Expense		Discrepancies between bank statements and comp	66900	<Unassigned>
421.6 . Misc. Income	Other Income			421.6	<Unassigned>



Attachment “E”

**PROPRIETARY**

## Attachment "F"

Jan-07		Feb-07		Mar-07		Apr-07		May-07		Jun-07	
Residential	# Cust.	Residential	# Cust.	Residential	# Cust.	Residential	# Cust.	Residential	# Cust.	Residential	# Cust.
Black Bear	116	Black Bear	118	Black Bear	120	Black Bear	119	Black Bear	111	Black Bear	107
Browning	4	Browning	4	Browning	4	Browning	4	Browning	4	Browning	4
Eagle Crest	48	Eagle Crest	48	Eagle Crest	48	Eagle Crest	48	Eagle Crest	48	Eagle Crest	48
Emory Cove	3	Emory Cove	3	Emory Cove	3	Emory Cove	3	Emory Cove	3	Emory Cove	3
Falling Waters	14	Falling Waters	14	Falling Waters	14	Falling Waters	14	Falling Waters	14	Falling Waters	14
Grainger's Landing	3	Grainger's Landing	3	Grainger's Landing	5	Grainger's Landing	5	Grainger's Landing	5	Grainger's Landing	5
Hidden Springs	94	Hidden Springs	95	Hidden Springs	95	Hidden Springs	98	Hidden Springs	98	Hidden Springs	100
The Highlands	6	The Highlands	6	The Highlands	6	The Highlands	6	The Highlands	6	The Highlands	6
Jackson Bend	17	Jackson Bend	18	Jackson Bend	18	Jackson Bend	18	Jackson Bend	18	Jackson Bend	18
Legacy Mountain East	70	Legacy Mountain East	70	Legacy Mountain East	77	Legacy Mountain East	80	Legacy Mountain East	87	Legacy Mountain East	87
Legacy Preserve	91	Legacy Preserve	91	Legacy Preserve	93	Legacy Preserve	93	Legacy Preserve	93	Legacy Preserve	93
Settler's Ridge	0	Settler's Ridge	0	Settler's Ridge	0	Settler's Ridge	0	Settler's Ridge	0	Settler's Ridge	1
Smoky Cove	28	Smoky Cove	28	Smoky Cove	29	Smoky Cove	29	Smoky Cove	31	Smoky Cove	31
Smoky Village	10	Smoky Village	12	Smoky Village	15	Smoky Village	18	Smoky Village	20	Smoky Village	23
Starr Crest I	22	Starr Crest I	22	Starr Crest I	22	Starr Crest I	22	Starr Crest I	22	Starr Crest I	22
Starr Crest II	106	Starr Crest II	110	Starr Crest II	111	Starr Crest II	111	Starr Crest II	113	Starr Crest II	115
Swan Harbour	4	Swan Harbour	4	Swan Harbour	4	Swan Harbour	5	Swan Harbour	5	Swan Harbour	6
Tall Oaks	45	Tall Oaks	45	Tall Oaks	45	Tall Oaks	45	Tall Oaks	46	Tall Oaks	42
Turner's Landing	7	Turner's Landing	7	Turner's Landing	7	Turner's Landing	7	Turner's Landing	7	Turner's Landing	7
Windsor Pointe	13	Windsor Pointe	13	Windsor Pointe	13	Windsor Pointe	13	Windsor Pointe	14	Windsor Pointe	14
Wyndsong	1	Wyndsong	1	Wyndsong	1	Wyndsong	1	Wyndsong	1	Wyndsong	1
ET Res. Tot	702	ET Res. Tot	712	ET Res. Tot	730	ET Res. Tot	739	ET Res. Tot	746	ET Res. Tot	747
Commercial	# Cust.	Commercial	# Cust.	Commercial	# Cust.	Commercial	# Cust.	Commercial	# Cust.	Commercial	# Cust.
Brownlee w/ Food	1	Brownlee w/ Food	1	Brownlee w/ Food	1	Brownlee w/ Food	1	Brownlee w/ Food	1	Brownlee w/ Food	1
Brownlee w/o Food	1	Brownlee w/o Food	1	Brownlee w/o Food	1	Brownlee w/o Food	1	Brownlee w/o Food	1	Brownlee w/o Food	1
Elk Springs	9	Elk Springs	9	Elk Springs	9	Elk Springs	11	Elk Springs	12	Elk Springs	12
Settler's Ridge	0	Settler's Ridge	0	Settler's Ridge	0	Settler's Ridge	0	Settler's Ridge	0	Settler's Ridge	6
Summit View	0	Summit View	0	Summit View	0	Summit View	0	Summit View	0	Summit View	0
Timber Tops Rental	0	Timber Tops Rental	0	Timber Tops Rental	1	Timber Tops Rental	1	Timber Tops Rental	1	Timber Tops Rental	1
TN State Bank	0	TN State Bank	0	TN State Bank	0	TN State Bank	0	TN State Bank	0	TN State Bank	1
Trillium Cove	0	Trillium Cove	0	Trillium Cove	0	Trillium Cove	0	Trillium Cove	0	Trillium Cove	1
TTSquare w/ Food	2	TTSquare w/ Food	2	TTSquare w/ Food	2	TTSquare w/ Food	2	TTSquare w/ Food	2	TTSquare w/ Food	2
TTSquare w/o Food	3	TTSquare w/o Food	3	TTSquare w/o Food	3	TTSquare w/o Food	3	TTSquare w/o Food	3	TTSquare w/o Food	3
ET Comm. Tot	16	ET Comm. Tot	16	ET Comm. Tot	17	ET Comm. Tot	19	ET Comm. Tot	20	ET Comm. Tot	28
ET Total	718	ET Total	728	ET Total	747	ET Total	758	ET Total	766	ET Total	775

Jul-07		Aug-07		Sep-07		Oct-07		Nov-07		Dec-07	
Residential	# Cust.	Residential	# Cust.	Residential	# Cust.	Residential	# Cust.	Residential	# Cust.	Residential	# Cust.
Black Bear	106	Black Bear	107	Black Bear	107	Black Bear	1	Black Bear	1	Black Bear	1
Browning	4	Browning	4	Browning	4	Browning	4	Browning	4	Browning	4
Eagle Crest	48	Eagle Crest	48	Eagle Crest	48	Eagle Crest	48	Eagle Crest	49	Eagle Crest	52
Emory Cove	3	Emory Cove	3	Emory Cove	3	Emory Cove	3	Emory Cove	3	Emory Cove	3
Falling Waters	14	Falling Waters	14	Falling Waters	14	Falling Waters	14	Falling Waters	14	Falling Waters	14
Grainger's Landing	6	Grainger's Landing	6	Grainger's Landing	6	Grainger's Landing	6	Grainger's Landing	6	Grainger's Landing	6
Hidden Springs	100	Hidden Springs	100	Hidden Springs	103	Hidden Springs	1	Hidden Springs	1	Hidden Springs	1
The Highlands	6	The Highlands	6	The Highlands	6	The Highlands	6	The Highlands	6	The Highlands	6
Jackson Bend	19	Jackson Bend	19	Jackson Bend	19	Jackson Bend	19	Jackson Bend	20	Jackson Bend	21
Legacy Mountain East	87	Legacy Mountain East	87	Legacy Mountain East	87	Legacy Mountain East	87	Legacy Mountain East	87	Legacy Mountain East	87
Legacy Preserve	93	Legacy Preserve	93	Legacy Preserve	93	Legacy Preserve	90	Legacy Preserve	91	Legacy Preserve	91
Settler's Ridge	2	Settler's Ridge	2	Settler's Ridge	3	Settler's Ridge	10	Settler's Ridge	12	Settler's Ridge	12
Smoky Cove	31	Smoky Cove	32	Smoky Cove	32	Smoky Cove	27	Smoky Cove	29	Smoky Cove	29
Smoky Village	24	Smoky Village	24	Smoky Village	26	Smoky Village	22	Smoky Village	22	Smoky Village	23
Starr Crest I	22	Starr Crest I	22	Starr Crest I	22	Starr Crest I	22	Starr Crest I	22	Starr Crest I	23
Starr Crest II	119	Starr Crest II	121	Starr Crest II	121	Starr Crest II	121	Starr Crest II	123	Starr Crest II	124
Swan Harbour	6	Swan Harbour	6	Swan Harbour	6	Swan Harbour	16	Swan Harbour	18	Swan Harbour	20
Tall Oaks	43	Tall Oaks	46	Tall Oaks	45	Tall Oaks	45	Tall Oaks	46	Tall Oaks	46
Turner's Landing	7	Turner's Landing	7	Turner's Landing	7	Turner's Landing	8	Turner's Landing	9	Turner's Landing	9
Windsor Pointe	14	Windsor Pointe	14	Windsor Pointe	14	Windsor Pointe	14	Windsor Pointe	14	Windsor Pointe	15
Wyndsong	1	Wyndsong	1	Wyndsong	1	Wyndsong	1	Wyndsong	1	Wyndsong	1
ET Res. Tot	755	ET Res. Tot	762	ET Res. Tot	767	ET Res. Tot	156	ET Res. Tot	160	ET Res. Tot	164
Cabin	# Cust.	Commercial	# Cust.	Commercial	# Cust.	Cabin	# Cust.	Commercial	# Cust.	Cabin	# Cust.
Black Bear	105	Brownlee w/ Food	1	Brownlee w/ Food	1	Black Bear	105	Brownlee w/ Food	1	Black Bear	104
Eagle Crest	48	Brownlee w/o Food	1	Brownlee w/o Food	1	Eagle Crest	49	Brownlee w/o Food	1	Eagle Crest	52
Elk Springs	20	Elk Springs	14	Elk Springs	15	Elk Springs	20	Elk Springs	14	Elk Springs	20
Falling Waters	14	Settler's Ridge	8	Settler's Ridge	8	Falling Waters	14	Settler's Ridge	8	Falling Waters	14
Hidden Springs	102	Summit View	16	Summit View	16	Hidden Springs	102	Summit View	14	Hidden Springs	100
Legacy Mountain East	87	Timber Tops Rental	1	Timber Tops Rental	1	Legacy Mountain East	87	Timber Tops Rental	1	Legacy Mountain East	87
Legacy Preserve	90	TN State Bank	1	TN State Bank	1	Legacy Preserve	91	TN State Bank	1	Legacy Preserve	91
Settler's Ridge	10	Trillium Cove	1	Trillium Cove	1	Settler's Ridge	12	Trillium Cove	1	Settler's Ridge	12
Smoky Cove	27	TTSquare w/ Food	2	TTSquare w/ Food	2	Smoky Cove	29	TTSquare w/ Food	2	Smoky Cove	29
Starr Crest I	22	TTSquare w/o Food	3	TTSquare w/o Food	3	Starr Crest I	22	TTSquare w/o Food	3	Starr Crest I	23
Starr Crest II	121	ET Comm. Tot	37	ET Comm. Tot	46	Starr Crest II	123	ET Comm. Tot	46	Starr Crest II	124
Summit View	16	ET Total	792	ET Total	808	Summit View	18	ET Total	857	Summit View	20
The Highlands	6					The Highlands	6			The Highlands	6
Trillium Cove	0					Trillium Cove	0			Trillium Cove	1
ET Cabin Tot	668					ET Cabin Tot	678			ET Cabin Tot	683
Comm. Cabin	# Cust.	Commercial	# Cust.	Commercial	# Cust.	Comm. Cabin	# Cust.	Commercial	# Cust.	Comm. Cabin	# Cust.
Black Bear	2	Brownlee w/o Food	1	Brownlee w/o Food	1	Black Bear	2	Brownlee w/o Food	1	Black Bear	2
Legacy Preserve	3	Brownlee w/ Food	1	Brownlee w/ Food	1	Legacy Preserve	3	Brownlee w/ Food	1	Legacy Preserve	3
Smoky Cove	2	Timber Tops Rental	1	Timber Tops Rental	1	Smoky Cove	2	Timber Tops Rental	1	Smoky Cove	1
Starr Crest II	1	TTSquare w/ Food	2	TTSquare w/ Food	2	Starr Crest II	1	TTSquare w/ Food	2	Starr Crest II	1
Trillium Cove	1	TTSquare w/o Food	3	TTSquare w/o Food	3	Trillium Cove	1	TTSquare w/o Food	3	Trillium Cove	1
ET ComCab Tot	9	ET Com. Tot	9	ET Com. Tot	10	ET ComCab Tot	9	ET Com. Tot	10	ET ComCab Tot	8
Commercial	# Cust.					Commercial	# Cust.			Commercial	# Cust.
Brownlee w/o Food	1					Brownlee w/o Food	1			Brownlee w/o Food	1
Brownlee w/ Food	1					Brownlee w/ Food	1			Brownlee w/ Food	1
Timber Tops Rental	1					Timber Tops Rental	1			Timber Tops Rental	1
Timber Tops Rental	0					Timber Tops Rental	1			Timber Tops Rental	1
TN State Bank	1					TN State Bank	1			TN State Bank	1
TTSquare w/ Food	2					TTSquare w/ Food	2			TTSquare w/ Food	2
TTSquare w/o Food	3					TTSquare w/o Food	3			TTSquare w/o Food	3
ET Com. Tot	9					ET Com. Tot	10			ET Com. Tot	10
ET Total	842					ET Total	857			ET Total	865

Jan-07	
Subdivision	# Cust.
Abington Ridge	37
Belle Vista	8
Blue Water Bay	12
Cornerstone @ MC	8
Fanning Bend	0
Harbor Pointe	8
Highland Cove	54
Horseshoe Bend	26
The Keys	1
Lost Hollow	3
McLemore Farms	36
Oakwood	23
Oak Pointe	113
Pebble Brook	20
Sunnydale Farms	17
Southridge	175
Saddle Springs	2
Watkins Creek	52
<b>MT Res. Totals</b>	<b>595</b>
Commercial	# Cust.
Cedar Hill Baptist	1
Coopertown School	1
Cyndi's Restaurant	1
Jim's Quick Stop	1
Jo Byrns School	1
K&J Market	1
Lance's Pizza	1
Mapco Express	1
Providence Baptist	1
Riley's Country Mkt.	1
Stewart Co. H.S.	1
<b>MT Comm. Totals</b>	<b>11</b>
<b>MT Total</b>	<b>606</b>

Feb-07	
Subdivision	# Cust.
Abington Ridge	44
Belle Vista	8
Blue Water Bay	12
Cornerstone @ MC	8
Fanning Bend	0
Harbor Pointe	8
Highland Cove	54
Horseshoe Bend	26
The Keys	1
Lost Hollow	3
McLemore Farms	36
Oakwood	23
Oak Pointe	116
Pebble Brook	21
Sunnydale Farms	17
Southridge	175
Saddle Springs	2
Watkins Creek	52
<b>MT Res. Totals</b>	<b>606</b>
Commercial	# Cust.
Cedar Hill Baptist	1
Coopertown School	1
Cyndi's Restaurant	1
Fanning Bend Clubh	1
Jim's Quick Stop	1
Jo Byrns School	1
K&J Market	1
Lance's Pizza	1
Mapco Express	1
Providence Baptist	1
Riley's Country Mkt.	1
Robertson Co. EMS	1
Stewart Co. H.S.	1
Tims Ford State Par	1
<b>MT Comm. Totals</b>	<b>14</b>
<b>MT Total</b>	<b>620</b>

Mar-07	
Subdivision	# Cust.
Abington Ridge	46
Belle Vista	8
Blue Water Bay	16
Cornerstone @ MC	8
Fanning Bend	1
Harbor Pointe	9
Highland Cove	54
Horseshoe Bend	26
The Keys	1
Lost Hollow	3
McLemore Farms	36
Oakwood	23
Oak Pointe	117
Pebble Brook	21
Sunnydale Farms	17
Southridge	178
Saddle Springs	2
Watkins Creek	51
<b>MT Res. Totals</b>	<b>617</b>
Commercial	# Cust.
Cedar Hill Baptist	1
Coopertown School	1
Cyndi's Restaurant	1
Fanning Bend Clubh	1
Jim's Quick Stop	1
Jo Byrns School	1
K&J Market	1
Lance's Pizza	1
Mapco Express	1
Paris Landing Coast	1
Providence Baptist	1
Riley's Country Mkt.	1
Robertson Co. EMS	1
Stewart Co. H.S.	1
Tims Ford State Par	1
<b>MT Comm. Totals</b>	<b>15</b>
<b>MT Total</b>	<b>632</b>

Apr-07	
Subdivision	# Cust.
Abington Ridge	47
Belle Vista	9
Blue Water Bay	16
Cornerstone @ MC	8
Fanning Bend	1
Harbor Pointe	9
Highland Cove	54
Horseshoe Bend	26
The Keys	1
Lost Hollow	3
McLemore Farms	38
Oakwood	23
Oak Pointe	120
Pebble Brook	21
Sunnydale Farms	19
Southridge	179
Saddle Springs	2
Watkins Creek	51
<b>MT Res. Totals</b>	<b>627</b>
Commercial	# Cust.
Cedar Hill Baptist	1
Coopertown School	1
Cyndi's Restaurant	1
Fanning Bend Clubh	1
Jim's Quick Stop	1
Jo Byrns School	1
K&J Market	1
Lance's Pizza	1
Mapco Express	1
Paris Landing Coast	1
Providence Baptist	1
Riley's Country Mkt.	1
Robertson Co. EMS	1
Stewart Co. H.S.	1
Tims Ford State Par	1
<b>MT Comm. Totals</b>	<b>15</b>
<b>MT Total</b>	<b>642</b>

May-07	
Subdivision	# Cust.
Abington Ridge	51
Belle Vista	12
Blue Water Bay	17
Breakers at Swan B:	0
Cornerstone @ MC	8
Fanning Bend	1
Harbor Pointe	9
Highland Cove (HO/	54
Horseshoe Bend	26
The Keys	1
Lost Hollow	3
McLemore Farms	39
Oakwood	24
Oak Pointe	119
Pebble Brook	21
Sunnydale Farms	19
Southridge	179
Saddle Springs	2
Watkins Creek	51
<b>MT Res. Totals</b>	<b>636</b>
Commercial	# Cust.
Cedar Hill Baptist	1
Coopertown School	1
Cyndi's Restaurant	1
Fanning Bend Clubh	1
Jim's Quick Stop	1
Jo Byrns School	1
K&J Market	1
Lance's Pizza	1
Mapco Express	1
Paris Landing Coast	1
Providence Baptist	1
Riley's Country Mkt.	1
Robertson Co. EMS	1
Stewart Co. H.S.	1
Tims Ford State Par	1
<b>MT Comm. Totals</b>	<b>15</b>
<b>MT Total</b>	<b>651</b>

Jun-07	
Subdivision	# Cust.
Abington Ridge	51
Belle Vista	12
Blue Water Bay	17
Breakers at Swan B:	0
Cornerstone @ MC	8
Fanning Bend	3
Harbor Pointe	9
Highland Cove (HO/	54
Horseshoe Bend	26
The Keys	1
Lost Hollow	3
McLemore Farms	39
Oakwood	24
Oak Pointe	119
Pebble Brook	22
Sunnydale Farms	20
Southridge	179
Saddle Springs	2
Watkins Creek	52
<b>MT Res. Totals</b>	<b>641</b>
Commercial	# Cust.
Cedar Hill Baptist	1
Coopertown School	1
Cyndi's Restaurant	1
Fanning Bend Clubh	1
Jim's Quick Stop	1
Jo Byrns School	1
K&J Market	1
Lance's Pizza	1
Mapco Express	1
Paris Landing Coast	1
Pizza Pro	1
Providence Baptist	1
Riley's Country Mkt.	1
Robertson Co. EMS	1
Stewart Co. H.S.	1
Sudden Service BP	1
Tims Ford State Par	1
<b>MT Comm. Totals</b>	<b>17</b>
<b>MT Total</b>	<b>658</b>

Jul-07	
Subdivision	# Cust.
Abington Ridge	54
Belle Vista	13
Blue Water Bay	17
Breakers at Swan B:	7
Cornerstone @ MC	8
Fanning Bend	4
Harbor Pointe	9
Highland Cove (HO/	54
Horseshoe Bend	26
Lost Hollow	3
McLemore Farms	39
Oak Pointe	120
Oakwood	24
Pebble Brook	22
Saddle Springs	2
Southridge	178
Sunnydale Farms	20
The Keys	1
Watkins Creek	53
<b>MT Res. Totals</b>	<b>654</b>
Commercial	# Cust.
Cedar Hill Baptist	1
Coopertown School	1
Cyndi's Restaurant	1
Fanning Bend Clubh	1
Jim's Quick Stop	1
Jo Byrns School	1
K&J Market	1
Lance's Pizza	1
Mapco Express	1
Paris Landing Coast	1
Pizza Pro	1
Providence Baptist	1
Riley's Country Mkt.	1
Robertson Co. EMS	1
Stewart Co. H.S.	1
Sudden Service BP	1
Tims Ford State Par	1
<b>MT Comm. Totals</b>	<b>17</b>
<b>MT Total</b>	<b>671</b>

Aug-07	
Subdivision	# Cust.
Abington Ridge	54
Belle Vista	13
Blue Water Bay	17
Breakers at Swan B:	14
Cornerstone @ MC	8
Fanning Bend	4
Harbor Pointe	9
Highland Cove (HO/	54
Horseshoe Bend	26
Lost Hollow	3
McLemore Farms	39
Oak Pointe	122
Oakwood	24
Pebble Brook	22
Saddle Springs	2
Southridge	178
Sunnydale Farms	21
The Keys	1
Watkins Creek	54
<b>MT Res. Totals</b>	<b>665</b>
Commercial	# Cust.
Cedar Hill Baptist	1
Coopertown School	1
Cyndi's Restaurant	1
Fanning Bend Clubh	1
Jim's Quick Stop	1
Jo Byrns School	1
K&J Market	1
Lance's Pizza	1
Mapco Express	1
Paris Landing Coast	1
Pizza Pro	1
Providence Baptist	1
Riley's Country Mkt.	1
Robertson Co. EMS	1
Stewart Co. H.S.	1
Sudden Service BP	1
Tims Ford State Par	1
<b>MT Comm. Totals</b>	<b>17</b>
<b>MT Total</b>	<b>682</b>

Sep-07	
Subdivision	# Cust.
Abington Ridge	58
Belle Vista	14
Blue Water Bay	19
Breakers at Swan B:	19
Cornerstone @ MC	8
Fanning Bend	4
Harbor Pointe	9
Highland Cove (HO/	54
Horseshoe Bend	26
Lost Hollow	3
McLemore Farms	39
Oak Pointe	128
Oakwood	24
Pebble Brook	26
Saddle Springs	2
Southridge	178
Sunnydale Farms	22
The Keys	1
Watkins Creek	57
<b>MT Res. Totals</b>	<b>691</b>
Commercial	# Cust.
Cedar Hill Baptist	1
Coopertown School	1
Cyndi's Restaurant	1
Fanning Bend Clubh	1
Jim's Quick Stop	1
Jo Byrns School	1
K&J Market	1
Lance's Pizza	1
Mapco Express	1
Paris Landing Coast	1
Pizza Pro	1
Providence Baptist	1
Riley's Country Mkt.	1
Robertson Co. EMS	1
Stewart Co. H.S.	1
Sudden Service BP	1
Tims Ford State Par	1
<b>MT Comm. Totals</b>	<b>17</b>
<b>MT Total</b>	<b>708</b>

Oct-07	
Subdivision	# Cust.
Abington Ridge	61
Belle Vista	14
Blue Water Bay	19
Breakers at Swan B:	19
Cornerstone @ MC	8
Fanning Bend	4
Fred Mann	9
Harbor Pointe	54
Highland Cove (HO/	26
Horseshoe Bend	3
Lost Hollow	1
McLemore Farms	39
Oak Pointe	128
Oakwood	24
Pebble Brook	26
Saddle Springs	2
Southridge	178
Sunnydale Farms	24
The Keys	1
Watkins Creek	59
<b>MT Res. Totals</b>	<b>699</b>
Commercial	# Cust.
Cedar Hill Baptist	1
Coopertown School	1
Cyndi's Restaurant	1
Fanning Bend Clubh	1
Jim's Quick Stop	1
Jo Byrns Elementary	1
K&J Market	1
Lance's Pizza	1
Mapco Express	1
Paris Landing Coast	1
Pizza Pro	1
Providence Baptist	1
Riley's Country Mkt.	1
Robertson Co. EMS	1
Stewart Co. H.S.	1
Sudden Service BP	1
Tims Ford State Par	1
Tire HQ	1
Toon Town Video &	1
<b>MT Comm. Totals</b>	<b>19</b>
<b>MT Total</b>	<b>718</b>

Nov-07	
Subdivision	# Cust.
Abington Ridge	64
Belle Vista	14
Blue Water Bay	20
Breakers at Swan B:	20
Cornerstone @ MC	10
Fanning Bend	4
Fred Mann	1
Harbor Pointe	9
Highland Cove (HO/	54
Horseshoe Bend	26
Lost Hollow	3
McLemore Farms	40
Oak Pointe	128
Oakwood	25
Pebble Brook	26
Saddle Springs	3
Southridge	179
Sunnydale Farms	24
The Keys	1
Watkins Creek	62
<b>MT Res. Totals</b>	<b>713</b>
Commercial	# Cust.
Cedar Hill Baptist	1
Coopertown School	1
Cyndi's Restaurant	1
Fanning Bend Clubh	1
Jim's Quick Stop	1
Jo Byrns Elementary	1
K&J Market	1
Lance's Pizza	1
Mapco Express	1
Paris Landing Coast	1
Pizza Pro	1
Providence Baptist	1
Riley's Country Mkt.	1
Robertson Co. EMS	1
Stewart Co. H.S.	1
Sudden Service BP	1
Tims Ford State Par	1
Tire HQ	1
Toon Town Video &	1
<b>MT Comm. Totals</b>	<b>19</b>
<b>MT Total</b>	<b>732</b>

Dec-07	
Subdivision	# Cust.
Abington Ridge	64
Belle Vista	14
Blue Water Bay	21
Breakers at Swan B:	20
Cornerstone @ MC	10
Fanning Bend	4
Fred Mann	9
Harbor Pointe	54
Highland Cove (HO/	26
Horseshoe Bend	3
Lost Hollow	1
McLemore Farms	40
Oak Pointe	128
Oakwood	25
Pebble Brook	26
Saddle Springs	3
Southridge	180
Sunnydale Farms	24
The Keys	1
Watkins Creek	63
<b>MT Res. Totals</b>	<b>716</b>
Commercial	# Cust.
Cedar Hill Baptist	1
Coopertown School	1
Cyndi's Restaurant	1
Fanning Bend Clubh	1
Jim's Quick Stop	1
Jo Byrns Elementary	1
K&J Market	1
Lance's Pizza	1
Mapco Express	1
Paris Landing Coast	1
Pizza Pro	1
Providence Baptist	1
Riley's Country Mkt.	1
Robertson Co. EMS	1
Stewart Co. H.S.	1
Sudden Service BP	1
Tims Ford State Par	1
Tire HQ	1
Toon Town Video &	1
<b>MT Comm. Totals</b>	<b>19</b>
<b>MT Total</b>	<b>735</b>

Form **941 for 2007:** **Employer's QUARTERLY Federal Tax Return**  
 (Rev. January 2007) Department of the Treasury — Internal Revenue Service

970107

OMB No. 1545-0029

(EIN) Employer identification number	62-1548202		
Name (not your trade name)	Tennessee Wastewater Systems, Inc.		
Trade name (if any)			
Address	7638 River Road Pike		
	Nashville	TN	37209

Report for this Quarter of 2007 (Check one.)

☒ 1: January, February, March

☐ 2: April, May, June

☐ 3: July, August, September

☐ 4: October, November, December

QBMT2901 03/05/07

**Part 1: Answer these questions for this quarter.**

1	Number of employees who received wages, tips, or other compensation for the pay period including: Mar. 12 (Quarter 1), June 12 (Quarter 2), Sept. 12 (Quarter 3), Dec. 12 (Quarter 4) .....	1	1
2	Wages, tips, and other compensation .....	2	13,296.68
3	Total income tax withheld from wages, tips, and other compensation .....	3	1,299.00
4	If no wages, tips, and other compensation are subject to social security or Medicare tax .....	<input type="checkbox"/>	Check and go to line 6.
5	Taxable social security and Medicare wages and tips:		
	Column 1	Column 2	
5a	Taxable social security wages ..... 13,296.68 x .124 =	1,648.79	
5b	Taxable social security tips ..... x .124 =		
5c	Taxable Medicare wages & tips ... 13,296.68 x .029 =	385.60	
5d	Total social security and Medicare taxes (Column 2, lines 5a + 5b + 5c = line 5d) .....	5d	2,034.39
6	Total taxes before adjustments (lines 3 + 5d = line 6) .....	6	3,333.39
7	TAX ADJUSTMENTS (Read the instructions for line 7 before completing lines 7a through 7h.):		
7a	Current quarter's fractions of cents .....		-0.01
7b	Current quarter's sick pay .....		
7c	Current quarter's adjustments for tips and group-term life insurance .....		
7d	Current year's income tax withholding (attach Form 941c) .....		
7e	Prior quarter's social security and Medicare taxes (attach Form 941c) .....		
7f	Special additions to federal income tax (attach Form 941c) .....		
7g	Special additions to social security and Medicare (attach Form 941c) .....		
7h	TOTAL ADJUSTMENTS (Combine all amounts: lines 7a through 7g.) .....	7h	-0.01
8	Total taxes after adjustments (Combine lines 6 and 7h.) .....	8	3,333.38
9	Advance earned income credit (EIC) payments made to employees .....	9	
10	Total taxes after adjustment for advance EIC (line 8 - line 9 = line 10) .....	10	3,333.38
11	Total deposits for this quarter, including overpayment applied from a prior quarter .....	11	3,333.38
12	Balance due (If line 10 is more than line 11, enter the difference here.) .....	12	
Follow the Instructions for Form 941-V, Payment Voucher.			
13	Overpayment (If line 11 is more than line 10, enter the difference here.) .....	13	

Check one ☐ Apply to next return.  
☐ Send a refund.

Name (not your trade name)

Tennessee Wastewater Systems, Inc.

Employer identification number (EIN)

62-1548202

**Part 2: Tell us about your deposit schedule and tax liability for this quarter.**

If you are unsure about whether you are a monthly schedule depositor or a semiweekly schedule depositor, see Publication 15 (Circular E), section 11.

14 TN Enter the state abbreviation for the state where you made your deposits OR enter "MU" if you made your deposits in multiple states.15 Check one: ☐ Line 10 is less than \$2,500. Go to Part 3.☒ You were a monthly schedule depositor for the entire quarter. Fill out your tax liability for each month. Then go to Part 3.Tax liability: Month 1 1,098.50Month 2 1,178.40Month 3 1,056.48Total liability for quarter 3,333.38 Total must equal line 10.☐ You were a semiweekly schedule depositor for any part of this quarter. Fill out Schedule B' (Form 941): Report of Tax Liability for Semiweekly Schedule Depositors, and attach it to this form.**Part 3: Tell us about your business. If a question does NOT apply to your business, leave it blank.**16 If your business has closed or you stopped paying wages ..... ☐ Check here, and

enter the final date you paid wages \_\_\_\_\_.

17 If you are a seasonal employer and you do not have to file a return for every quarter of the year ..... ☐ Check here.**Part 4: May we speak with your third-party designee?**

Do you want to allow an employee, a paid tax preparer, or another person to discuss this return with the IRS? (See instructions for details.)

☒ Yes. Designee's name Norma MilesSelect a 5-digit Personal Identification Number (PIN) to use when talking to IRS. 12345☐ No.**Part 5: Sign here. You MUST fill out both pages of this form and SIGN it.**

Under penalties of perjury, I declare that I have examined this return, including accompanying schedules and statements, and to the best of my knowledge and belief, it is true, correct, and complete.

► Sign your name here

Print your name here Charles Pickney, JrPrint your title here PresidentDate 04/27/2007Best daytime phone (615) 356-2880**Part 6: For paid preparers only (optional)**

Paid Preparer's Signature

Firm's name

Address

EIN

ZIP code

Date

Phone

SSN/PTIN

☐ Check if you are self-employed.

# For 2007: Employer's QUARTERLY Federal Tax Return

Department of the Treasury — Internal Revenue Service

970107

OMB No. 1545-0029

Employer identification number	62-1548202		
Name (not your trade name)	Tennessee Wastewater Systems, Inc.		
Trade name (if any)			
Address	851 Aviation Parkway		
	Smyrna	TN	37167

Report for this Quarter of 2007 (Check one.)

☐ 1: January, February, March

☒ 2: April, May, June

☐ 3: July, August, September

☐ 4: October, November, December

QBMT2901 03/05/07

## Part 1: Answer these questions for this quarter.

1	Number of employees who received wages, tips, or other compensation for the pay period including: Mar. 12 (Quarter 1), June 12 (Quarter 2), Sept. 12 (Quarter 3), Dec. 12 (Quarter 4)	1	1
2	Wages, tips, and other compensation	2	12,500.01
3	Total income tax withheld from wages, tips, and other compensation	3	1,257.00
4	If no wages, tips, and other compensation are subject to social security or Medicare tax	<input type="checkbox"/>	Check and go to line 6.
5	Taxable social security and Medicare wages and tips:		
5a	Taxable social security wages	Column 1	Column 2
	12,500.01 x .124 =		1,550.00
5b	Taxable social security tips	x .124 =	
5c	Taxable Medicare wages & tips	12,500.01 x .029 =	362.50
5d	Total social security and Medicare taxes (Column 2, lines 5a + 5b + 5c = line 5d)	5d	1,912.50
6	Total taxes before adjustments (lines 3 + 5d = line 6)	6	3,169.50
7	TAX ADJUSTMENTS (Read the instructions for line 7 before completing lines 7a through 7h.):		
7a	Current quarter's fractions of cents		
7b	Current quarter's sick pay		
7c	Current quarter's adjustments for tips and group-term life insurance		
7d	Current year's income tax withholding (attach Form 941c)		
7e	Prior quarter's social security and Medicare taxes (attach Form 941c)		
7f	Special additions to federal income tax (attach Form 941c)		
7g	Special additions to social security and Medicare (attach Form 941c)		
7h	TOTAL ADJUSTMENTS (Combine all amounts: lines 7a through 7g.)	7h	
8	Total taxes after adjustments (Combine lines 6 and 7h.)	8	3,169.50
9	Advance earned income credit (EIC) payments made to employees	9	
10	Total taxes after adjustment for advance EIC (line 8 - line 9 = line 10)	10	3,169.50
11	Total deposits for this quarter, including overpayment applied from a prior quarter	11	
12	Balance due (If line 10 is more than line 11, enter the difference here.) Follow the Instructions for Form 941-V, Payment Voucher.	12	3,169.50
13	Overpayment (If line 11 is more than line 10, enter the difference here.)		

Check one ☐ Apply to next return.  
☐ Send a refund.

your trade name)

Tennessee Wastewater Systems, Inc.

Employer identification number (EIN)

62-1548202

**Part 2: Tell us about your deposit schedule and tax liability for this quarter.**

If you are unsure about whether you are a monthly schedule depositor or a semiweekly schedule depositor, see Publication 15 (Circular E), section 11.

14 TN Enter the state abbreviation for the state where you made your deposits OR enter "MU" if you made your deposits in multiple states.15 Check one: ☐ Line 10 is less than \$2,500. Go to Part 3.☒ You were a monthly schedule depositor for the entire quarter. Fill out your tax liability for each month. Then go to Part 3.Tax liability: Month 1 1,056.52Month 2 1,056.50Month 3 1,056.48

Total liability for quarter

3,169.50

Total must equal line 10.

☐ You were a semiweekly schedule depositor for any part of this quarter. Fill out Schedule B (Form 941): Report of Tax Liability for Semiweekly Schedule Depositors, and attach it to this form.**Part 3: Tell us about your business. If a question does NOT apply to your business, leave it blank.**16 If your business has closed or you stopped paying wages ..... ☐ Check here, and enter the final date you paid wages \_\_\_\_\_.17 If you are a seasonal employer and you do not have to file a return for every quarter of the year ..... ☐ Check here.**Part 4: May we speak with your third-party designee?**

Do you want to allow an employee, a paid tax preparer, or another person to discuss this return with the IRS? (See instructions for details.)

☒ Yes. Designee's name Jill TurriffSelect a 5-digit Personal Identification Number (PIN) to use when talking to IRS. 03606☐ No.**Part 5: Sign here. You MUST fill out both pages of this form and SIGN it.**

Under penalties of perjury, I declare that I have examined this return, including accompanying schedules and statements, and to the best of my knowledge and belief, it is true, correct, and complete.

► Sign your name here

Date

Charles Pickney, Jr.  
7-30-07

Print your name here

Charles Pickney, Jr.

Print your title here

PresidentBest daytime phone (615) 220-7202**Part 6: For paid preparers only (optional)**

Paid Preparer's Signature

Firm's name

Address

EIN

ZIP code

Phone

SSN/PTIN

☐ Check if you are self-employed.



# 941 for 2007: Employer's QUARTERLY Federal Tax Return

970107

January 2007

Department of the Treasury - Internal Revenue Service

OMB No. 1545-0029

(EIN) Employer identification number	62-1548202		
Name (not your trade name)	Tennessee Wastewater Systems, Inc.		
Trade name (if any)			
Address	851 Aviation Parkway		
	Smyrna	TN	37167

Report for this Quarter of 2007 (Check one.)

☐ 1: January, February, March

☐ 2: April, May, June

☒ 3: July, August, September

☐ 4: October, November, December

QBMT2901 03/05/07

## Part 1: Answer these questions for this quarter.

1	Number of employees who received wages, tips, or other compensation for the pay period including: Mar. 12 (Quarter 1), June 12 (Quarter 2), Sept. 12 (Quarter 3), Dec. 12 (Quarter 4) .....	1	1
2	Wages, tips, and other compensation .....	2	12,500.01
3	Total income tax withheld from wages, tips, and other compensation .....	3	1,257.00
4	If no wages, tips, and other compensation are subject to social security or Medicare tax .....	<input type="checkbox"/> Check and go to line 6.	
5	Taxable social security and Medicare wages and tips:		
	Column 1	Column 2	
5a	Taxable social security wages .....	12,500.01 x .124 =	1,550.00
5b	Taxable social security tips .....	x .124 =	
5c	Taxable Medicare wages & tips ...	12,500.01 x .029 =	362.50
5d	Total social security and Medicare taxes (Column 2, lines 5a + 5b + 5c = line 5d) .....	5d	1,912.50
6	Total taxes before adjustments (lines 3 + 5d = line 6) .....	6	3,169.50
7	TAX ADJUSTMENTS (Read the instructions for line 7 before completing lines 7a through 7h.):		
7a	Current quarter's fractions of cents .....		0.02
7b	Current quarter's sick pay .....		
7c	Current quarter's adjustments for tips and group-term life insurance .....		
7d	Current year's income tax withholding (attach Form 941c) .....		
7e	Prior quarter's social security and Medicare taxes (attach Form 941c) .....		
7f	Special additions to federal income tax (attach Form 941c) .....		
7g	Special additions to social security and Medicare (attach Form 941c) .....		
7h	TOTAL ADJUSTMENTS (Combine all amounts: lines 7a through 7g.) .....	7h	0.02
8	Total taxes after adjustments (Combine lines 6 and 7h.) .....	8	3,169.52
9	Advance earned income credit (EIC) payments made to employees .....	9	
10	Total taxes after adjustment for advance EIC (line 8 - line 9 = line 10) .....	10	3,169.52
11	Total deposits for this quarter, including overpayment applied from a prior quarter .....	11	
12	Balance due (If line 10 is more than line 11, enter the difference here.) .....	12	3,169.52
Follow the Instructions for Form 941-V, Payment Voucher.			
13	Overpayment (If line 11 is more than line 10, enter the difference here.) ...		

Check one ☐ Apply to next return.  
☐ Send a refund.

Name (not your trade name)

Tennessee Wastewater Systems, Inc.

Employer identification number (EIN)

62-1548202

**Part 2: Tell us about your deposit schedule and tax liability for this quarter.**

If you are unsure about whether you are a monthly schedule depositor or a semiweekly schedule depositor, see Publication 15 (Circular E), section 11.

14 TN Enter the state abbreviation for the state where you made your deposits OR enter "MU" if you made your deposits in multiple states.15 Check one: ☐ Line 10 is less than \$2,500. Go to Part 3.☐ You were a monthly schedule depositor for the entire quarter. Fill out your tax liability for each month. Then go to Part 3.

Tax liability: Month 1

Month 2

Month 3

Total liability for quarter

Total must equal line 10.

☒ You were a semiweekly schedule depositor for any part of this quarter. Fill out Schedule B (Form 941): Report of Tax Liability for Semiweekly Schedule Depositors, and attach it to this form.**Part 3: Tell us about your business. If a question does NOT apply to your business, leave it blank.**16 If your business has closed or you stopped paying wages ..... ☐ Check here, and

enter the final date you paid wages \_\_\_\_\_.


17 If you are a seasonal employer and you do not have to file a return for every quarter of the year ..... ☐ Check here.**Part 4: May we speak with your third-party designee?**

Do you want to allow an employee, a paid tax preparer, or another person to discuss this return with the IRS? (See instructions for details.)

☒ Yes. Designee's name Jill TurriffSelect a 5-digit Personal Identification Number (PIN) to use when talking to IRS. 03606☐ No.**Part 5: Sign here. You MUST fill out both pages of this form and SIGN it.**

Under penalties of perjury, I declare that I have examined this return, including accompanying schedules and statements, and to the best of my knowledge and belief, it is true, correct, and complete.

► Sign your name here

Print your name here Charles Pickney, Jr.Print your title here PresidentDate 10-30-07Best daytime phone (615) 220-7202**Part 6: For paid preparers only (optional)**

Paid Preparer's Signature

Firm's name

Address

EIN

ZIP code

Date

Phone

SSN/PTIN

☐ Check if you are self-employed.

# 41 for 2007: Employer's QUARTERLY Federal Tax Return

970107

January 2007

Department of the Treasury — Internal Revenue Service

OMB No. 1545-0029

Employer identification number 62-1548202

Name (not your trade name) Tennessee Wastewater Systems, Inc.

Trade name (if any) \_\_\_\_\_

Address 851 Aviation Parkway  
Smyrna TN 37167

Report for this Quarter of 2007 (Check one.)

- ☐ 1: January, February, March
- ☐ 2: April, May, June
- ☐ 3: July, August, September
- ☒ 4: October, November, December

QBMT2901 03/05/07

## Part 1: Answer these questions for this quarter.

1 Number of employees who received wages, tips, or other compensation for the pay period including: Mar. 12 (Quarter 1), June 12 (Quarter 2), Sept. 12 (Quarter 3), Dec. 12 (Quarter 4) ..... 1 1

2 Wages, tips, and other compensation ..... 2 12,500.01

3 Total income tax withheld from wages, tips, and other compensation ..... 3 1,257.00

4 If no wages, tips, and other compensation are subject to social security or Medicare tax ..... ☐ Check and go to line 6.

5 Taxable social security and Medicare wages and tips:

	Column 1	Column 2
5a Taxable social security wages ..... <u>12,500.01</u> x .124 =		<u>1,550.00</u>
5b Taxable social security tips ..... x .124 =		
5c Taxable Medicare wages & tips ... <u>12,500.01</u> x .029 =		<u>362.50</u>
5d Total social security and Medicare taxes (Column 2, lines 5a + 5b + 5c = line 5d) ..... 5d		<u>1,912.50</u>
6 Total taxes before adjustments (lines 3 + 5d = line 6) ..... 6		<u>3,169.50</u>

7 TAX ADJUSTMENTS (Read the instructions for line 7 before completing lines 7a through 7h.):

7a Current quarter's fractions of cents .....

7b Current quarter's sick pay .....

7c Current quarter's adjustments for tips and group-term life insurance .....

7d Current year's income tax withholding (attach Form 941c) .....

7e Prior quarter's social security and Medicare taxes (attach Form 941c) .....

7f Special additions to federal income tax (attach Form 941c) .....

7g Special additions to social security and Medicare (attach Form 941c) .....

7h TOTAL ADJUSTMENTS (Combine all amounts: lines 7a through 7g.) ..... 7h

8 Total taxes after adjustments (Combine lines 6 and 7h.) ..... 8 3,169.50

9 Advance earned income credit (EIC) payments made to employees ..... 9

10 Total taxes after adjustment for advance EIC (line 8 - line 9 = line 10) ..... 10 3,169.50

11 Total deposits for this quarter, including overpayment applied from a prior quarter ..... 11

12 Balance due (If line 10 is more than line 11, enter the difference here.) ..... 12 3,169.50

Follow the Instructions for Form 941-V, Payment Voucher.

13 Overpayment (If line 11 is more than line 10, enter the difference here.) ...

For Privacy Act and Paperwork Reduction Act Notice, see the Payment Voucher. BAA Form 941 (Rev. 1-2007)

Check one ☐ Apply to next return.  
☐ Send a refund.

(not your trade name)

Tennessee Wastewater Systems, Inc.

Employer identification number (EIN)

62-1548202

**Part 2: Tell us about your deposit schedule and tax liability for this quarter.**

If you are unsure about whether you are a monthly schedule depositor or a semiweekly schedule depositor, see Publication 15 (Circular E), section 11.

14 TN Enter the state abbreviation for the state where you made your deposits OR enter "MU" if you made your deposits in multiple states.15 Check one: ☐ Line 10 is less than \$2,500. Go to Part 3.☐ You were a monthly schedule depositor for the entire quarter. Fill out your tax liability for each month. Then go to Part 3.

Tax liability: Month 1 \_\_\_\_\_

Month 2 \_\_\_\_\_

Month 3 \_\_\_\_\_

Total liability for quarter \_\_\_\_\_ Total must equal line 10.

☒ You were a semiweekly schedule depositor for any part of this quarter. Fill out Schedule B (Form 941): Report of Tax Liability for Semiweekly Schedule Depositors, and attach it to this form.**Part 3: Tell us about your business. If a question does NOT apply to your business, leave it blank.**16 If your business has closed or you stopped paying wages ..... ☐ Check here, and

enter the final date you paid wages \_\_\_\_\_.

17 If you are a seasonal employer and you do not have to file a return for every quarter of the year ..... ☐ Check here.**Part 4: May we speak with your third-party designee?**

Do you want to allow an employee, a paid tax preparer, or another person to discuss this return with the IRS? (See instructions for details.)

☒ Yes. Designee's name Jill TurriffSelect a 5-digit Personal Identification Number (PIN) to use when talking to IRS. 03606☐ No.**Part 5: Sign here. You MUST fill out both pages of this form and SIGN it.**

Under penalties of perjury, I declare that I have examined this return, including accompanying schedules and statements, and to the best of my knowledge and belief, it is true, correct, and complete.

► Sign your  
name herePrint your  
name here Charles Pickney, Jr.Print your  
title here PresidentDate 01/14/2008Best daytime phone (615) 220-7202**Part 6: For paid preparers only (optional)**Paid Preparer's  
Signature \_\_\_\_\_

Firm's name \_\_\_\_\_

Address \_\_\_\_\_

EIN \_\_\_\_\_

ZIP code \_\_\_\_\_

Date \_\_\_\_\_

Phone \_\_\_\_\_

SSN/PTIN \_\_\_\_\_

☐ Check if you are self-employed.

# 941 for 2008: Employer's QUARTERLY Federal Tax Return

January 2008)

Department of the Treasury - Internal Revenue Service

970108

OMB No. 1545-0029

Report for this Quarter of 2008 (Check one.)

- ☒ 1: January, February, March  
☐ 2: April, May, June  
☐ 3: July, August, September  
☐ 4: October, November, December

QBMT2901 02/12/08

(N) Employer identification number

62-1548202

Name (not your trade name)

Tennessee Wastewater Systems, Inc.

Trade name (if any)

Address

851 Aviation Parkway

Smyrna

TN

37167

## Part 1: Answer these questions for this quarter.

- 1 Number of employees who received wages, tips, or other compensation for the pay period including: Mar. 12 (Quarter 1), June 12 (Quarter 2), Sept. 12 (Quarter 3), Dec. 12 (Quarter 4) ..... 1 1
- 2 Wages, tips, and other compensation ..... 2 4,166.67
- 3 Total income tax withheld from wages, tips, and other compensation ..... 3 416.00
- 4 If no wages, tips, and other compensation are subject to social security or Medicare tax ..... ☐ Check and go to line 6.
- 5 Taxable social security and Medicare wages and tips:
 

	Column 1	Column 2
5a Taxable social security wages ..... <u>4,166.67</u> x .124 =		<u>516.67</u>
5b Taxable social security tips ..... x .124 =		
5c Taxable Medicare wages & tips ... <u>4,166.67</u> x .029 =		<u>120.83</u>
5d Total social security and Medicare taxes (Column 2, lines 5a + 5b + 5c = line 5d) .....	5d	<u>637.50</u>
- 6 Total taxes before adjustments (lines 3 + 5d = line 6) ..... 6 1,053.50
- 7 TAX ADJUSTMENTS (Read the instructions for line 7 before completing lines 7a through 7g):
  - 7a Current quarter's fractions of cents .....
  - 7b Current quarter's sick pay .....
  - 7c Current quarter's adjustments for tips and group-term life insurance .....
  - 7d Current year's income tax withholding (attach Form 941c) .....
  - 7e Prior quarter's social security and Medicare taxes (attach Form 941c) .....
  - 7f Special additions to federal income tax (attach Form 941c) .....
  - 7g Special additions to social security and Medicare (attach Form 941c) .....
  - 7h TOTAL ADJUSTMENTS (Combine all amounts: lines 7a through 7g.) ..... 7h
- 8 Total taxes after adjustments (Combine lines 6 and 7h.) ..... 8 1,053.50
- 9 Advance earned income credit (EIC) payments made to employees ..... 9
- 10 Total taxes after adjustment for advance EIC (line 8 - line 9 = line 10) ..... 10 1,053.50
- 11 Total deposits for this quarter, including overpayment applied from a prior quarter ..... 11
- 12 Balance due (If line 10 is more than line 11, enter the difference here.) ..... 12 1,053.50  
 For information on how to pay, see the instructions.
- 13 Overpayment (If line 11 is more than line 10, enter the difference here.) ...

Check one

☐ ☐

Apply to next return.  
Send a refund.

For Privacy Act and Paperwork Reduction Act Notice, see the Payment Voucher.

BAA

Form 941 (Rev. 1-2008)

(not your trade name)

Tennessee Wastewater Systems, Inc.

Employer identification number (EIN)

62-1548202

**Part 2: Tell us about your deposit schedule and tax liability for this quarter.**

If you are unsure about whether you are a monthly schedule depositor or a semiweekly schedule depositor, see Publication 15 (Circular E), section 11.

14 TN Enter the state abbreviation for the state where you made your deposits OR enter "MU" if you made your deposits in multiple states.15 Check one: ☒ Line 10 is less than \$2,500. Go to Part 3.☐ You were a monthly schedule depositor for the entire quarter. Fill out your tax liability for each month. Then go to Part 3.

Tax liability: Month 1 \_\_\_\_\_

Month 2 \_\_\_\_\_

Month 3 \_\_\_\_\_

Total liability for quarter \_\_\_\_\_ Total must equal line 10.

☐ You were a semiweekly schedule depositor for any part of this quarter. Fill out Schedule B (Form 941): Report of Tax Liability for Semiweekly Schedule Depositors, and attach it to this form.**Part 3: Tell us about your business. If a question does NOT apply to your business, leave it blank.**16 If your business has closed or you stopped paying wages ..... ☐ Check here, and

enter the final date you paid wages \_\_\_\_\_

17 If you are a seasonal employer and you do not have to file a return for every quarter of the year ..... ☐ Check here.**Part 4: May we speak with your third-party designee?**

Do you want to allow an employee, a paid tax preparer, or another person to discuss this return with the IRS? See instructions for details.


☒ Yes. Designee's name and phone number Jill Turriff (615) 220-7202

Select a 5-digit Personal Identification Number (PIN) to use when talking to IRS.

☐ No. 03606**Part 5: Sign here. You MUST fill out both pages of this form and SIGN it.**

Under penalties of perjury, I declare that I have examined this return, including accompanying schedules and statements, and to the best of my knowledge and belief, it is true, correct, and complete.

► Sign your name here

Print your name here Charles PickneyPrint your title here President

Date \_\_\_\_\_

Best daytime phone (615) 220-7202**Part 6: For paid preparers only (optional)**

Paid Preparer's Signature \_\_\_\_\_

Firm's name (or yours if self-employed) \_\_\_\_\_

Address \_\_\_\_\_

EIN \_\_\_\_\_

ZIP code \_\_\_\_\_

Date \_\_\_\_\_

Phone \_\_\_\_\_

SSN/PTIN \_\_\_\_\_

☐ Check if you are self-employed.

Form **941** for 2008: **Employer's QUARTERLY Federal Tax Return**  
(Rev. January 2008) Department of the Treasury — Internal Revenue Service

970108

OMB No. 1545-0029

Report for this Quarter of 2008 (Check one.)

- ☐ 1: January, February, March  
☒ 2: April, May, June  
☐ 3: July, August, September  
☐ 4: October, November, December

QBMT2901 02/12/08

(EIN) Employer identification number 62-1548202  
Name (not your trade name) Tennessee Wastewater Systems, Inc.  
Trade name (if any) \_\_\_\_\_  
Address 851 Aviation Parkway  
Smyrna TN 37167

**Part 1: Answer these questions for this quarter.**

- 1 Number of employees who received wages, tips, or other compensation for the pay period including: Mar. 12 (Quarter 1), June 12 (Quarter 2), Sept. 12 (Quarter 3), Dec. 12 (Quarter 4) ..... 1 0
- 2 Wages, tips, and other compensation ..... 2 0.00
- 3 Total income tax withheld from wages, tips, and other compensation ..... 3 \_\_\_\_\_
- 4 If no wages, tips, and other compensation are subject to social security or Medicare tax ..... ☐ Check and go to line 6.
- 5 Taxable social security and Medicare wages and tips:
- |   | Column 1 | Column 2       |
|---|----------|----------------|
| 5a Taxable social security wages  | .....    | x .124 = ..... |
| 5b Taxable social security tips   | .....    | x .124 = ..... |
| 5c Taxable Medicare wages & tips  | ...      | x .029 = ..... |
| 5d Total social security and Medicare taxes (Column 2, lines 5a + 5b + 5c = line 5d)        | .....    | 5d .....       |
| 6 Total taxes before adjustments (lines 3 + 5d = line 6)                                    | .....    | 6 .....        |
| 7 TAX ADJUSTMENTS (Read the instructions for line 7 before completing lines 7a through 7g): |          |                |
| 7a Current quarter's fractions of cents   | .....    | .....          |
| 7b Current quarter's sick pay   | .....    | .....          |
| 7c Current quarter's adjustments for tips and group-term life insurance                     | .....    | .....          |
| 7d Current year's income tax withholding (attach Form 941c)                                 | .....    | .....          |
| 7e Prior quarter's social security and Medicare taxes (attach Form 941c)                    | .....    | .....          |
| 7f Special additions to federal income tax (attach Form 941c)                               | .....    | .....          |
| 7g Special additions to social security and Medicare (attach Form 941c)                     | .....    | .....          |
| 7h TOTAL ADJUSTMENTS (Combine all amounts: lines 7a through 7g.)                            | .....    | 7h .....       |
| 8 Total taxes after adjustments (Combine lines 6 and 7h.)                                   | .....    | 8 .....        |
| 9 Advance earned income credit (EIC) payments made to employees                             | .....    | 9 .....        |
| 10 Total taxes after adjustment for advance EIC (line 8 - line 9 = line 10)                 | .....    | 10 <u>0.00</u> |
| 11 Total deposits for this quarter, including overpayment applied from a prior quarter      | .....    | 11 .....       |
| 12 Balance due (If line 10 is more than line 11, enter the difference here.)                | .....    | 12 .....       |
- For information on how to pay, see the instructions.
- 13 Overpayment (If line 11 is more than line 10, enter the difference here.) ...                      Check one ☐ Apply to next return.  
☐ Send a refund.
- For Privacy Act and Paperwork Reduction Act Notice, see the Payment Voucher. BAA Form 941 (Rev. 1-2008)



(not your trade name) Tennessee Wastewater Systems, Inc. Employer identification number (EIN) 62-1548202

**Part 2: Tell us about your deposit schedule and tax liability for this quarter.**

If you are unsure about whether you are a monthly schedule depositor or a semiweekly schedule depositor, see Publication 15 (Circular E), section 11.

14 TN Enter the state abbreviation for the state where you made your deposits OR enter "MU" if you made your deposits in multiple states.

15 Check one: ☒ Line 10 is less than \$2,500. Go to Part 3.

☐ You were a monthly schedule depositor for the entire quarter. Fill out your tax liability for each month. Then go to Part 3.

Tax liability: Month 1 \_\_\_\_\_

Month 2 \_\_\_\_\_

Month 3 \_\_\_\_\_

Total liability for quarter \_\_\_\_\_ Total must equal line 10.

☐ You were a semiweekly schedule depositor for any part of this quarter. Fill out Schedule B (Form 941): Report of Tax Liability for Semiweekly Schedule Depositors, and attach it to this form.

**Part 3: Tell us about your business. If a question does NOT apply to your business, leave it blank.**

16 If your business has closed or you stopped paying wages ..... ☒ Check here, and

enter the final date you paid wages 01/15/08.

17 If you are a seasonal employer and you do not have to file a return for every quarter of the year ..... ☐ Check here.

**Part 4: May we speak with your third-party designee?**

Do you want to allow an employee, a paid tax preparer, or another person to discuss this return with the IRS? See instructions for details.

☐ Yes. Designee's name and phone number \_\_\_\_\_

Select a 5-digit Personal Identification Number (PIN) to use when talking to IRS. \_\_\_\_\_

☒ No.

**Part 5: Sign here. You MUST fill out both pages of this form and SIGN it.**

Under penalties of perjury, I declare that I have examined this return, including accompanying schedules and statements, and to the best of my knowledge and belief, it is true, correct, and complete.

► Sign your name here

*Suzanne Crusell*

Print your name here SUZANNE CRUSSELL

Print your title here ACCOUNTANT

Date 07/01/2008

Best daytime phone (615) 220-7200

**Part 6: For paid preparers only (optional)**

Paid Preparer's Signature \_\_\_\_\_

Firm's name (or yours if self-employed) \_\_\_\_\_

Address \_\_\_\_\_

EIN \_\_\_\_\_

ZIP code \_\_\_\_\_

Date \_\_\_\_\_

Phone \_\_\_\_\_

SSN/PTIN \_\_\_\_\_

☐ Check if you are self-employed.

**STATE OF TENNESSEE**  
**2006**  
**AD VALOREM TAX REPORT**



COMPANY NAME Tennessee Wastewater Systems, Inc.

STREET 7638 River Road Pike CITY Nashville STATE TN ZIP CODE 37209  
(PRINCIPLE OFFICE INFORMATION)

STREET \_\_\_\_\_ CITY \_\_\_\_\_ STATE \_\_\_\_\_ ZIP CODE \_\_\_\_\_  
(PRINCIPLE OFFICE INFORMATION IN TENNESSEE)

PHONE NUMBER (615) 356-2880 FAX NUMBER (615) 356-7295

E-MAIL ADDRESS Charles.Pickney@tennesseewastewater.com

MAIL TO:

**COMPTROLLER OF THE TREASURY**  
**OFFICE OF STATE ASSESSED PROPERTIES**

James K. Polk State Office Building  
505 Deaderick Street, Suite 1700  
Nashville, Tennessee 37243-0281  
(615) 401-7900 FAX (615) 532-8666  
osap.osap@state.tn.us

1. Company Name Tennessee Wastewater Systems, Inc.
2. Principal Office Location 7638 River Road Pike  
Number & Street  
Nashville TN 37209  
City State Zip
3. Is Company INDIVIDUAL? PARTNERSHIP? X CORPORATION?  
COOPERATIVE? OTHER?
4. If a **CORPORATION** or **OTHER** similar enterprise, supply the following information:  
Under laws of what state organized Tennessee Date organized 3-18-2003
5. Name & address of **PRESIDENT, OWNER, OR PARTNER** Charles Pickney, Jr.  
Name  
President 7638 River Road Pike Nashville TN 37209  
Position/Title Number & Street City State Zip
6. Name & address of **GENERAL MANAGER** \_\_\_\_\_  
Name  
\_\_\_\_\_  
Number & Street City State Zip
7. GROSS Investment in SYSTEM plant and property December 31, 2005 \$ 0
8. NET Investment in SYSTEM plant and property December 31, 2005 \$ 0
9. SYSTEM GROSS Revenue (Income) for year ended December 31, 2005 \$ 536,812
10. SYSTEM NET OPERATING Revenue (Income) for year ended December 31, 2005 \$ 83,404
11. Amount of LOANS FROM FEDERAL AGENCIES, if any \$ 0
12. Indicate stock & debt of company:
- |                       | Amount<br>Authorized | No. of Shares or<br>Amount Issued | Book or<br>Per Value | Market or<br>Cash Value |
|-----------------------|----------------------|-----------------------------------|----------------------|-------------------------|
| Preferred Stock       |                      |                                   |                      |                         |
| Common Stock          | <u>1,000</u>         | <u>1,000</u>                      | <u>\$1</u>           | <u>1,000</u>            |
| Bonds                 |                      |                                   |                      |                         |
| Other Long-Term Debts |                      |                                   |                      |                         |
13. State surplus at beginning of 2005 \$ 0 End of 2005 \$ 0
14. State amount of dividends paid for the year 2005: Preferred \$ \_\_\_\_\_ Common \$ \_\_\_\_\_
15. State exact dollar amount of FEDERAL INCOME TAX ACTUALLY PAID OR OWED FOR 2005 as reported on  
your Federal Income Tax Return \$16,952
16. State ACTUAL CASH or MARKET VALUE of all Tennessee plant and property as of  
January 1, 2006 \$9,020,267

17. State NET additions (additions less retirements) to Tennessee plant and property for:

2004 \$1,094,335 2005 \$2,363,979

18. Total number of subscribers in Tennessee 913

19. Does your company operate solely (100%) in Tennessee? X YES        NO

If you checked "YES" it will not be necessary to complete questions 20-27.

If you checked "NO" you must complete questions 20-27.

20. GROSS Investment in Tennessee plant and property December 31, 2005 \$

21. NET Investment in Tennessee plant and property December 31, 2005 \$

22. TENNESSEE GROSS Revenue (Income) for year ended December 31, 2005 \$

23. TENNESSEE NET OPERATING Revenue (Income) for year ended December 31, 2005 \$

24. Percent of TENNESSEE GROSS Investment as compared to SYSTEM GROSS Investment in plant and property  
December 31, 2005        %

25. Percent of TENNESSEE NET Investment as compared to SYSTEM NET Investment in plant and property  
December 31, 2005        %

26. Percent of TENNESSEE GROSS Revenue (Income) as compared to SYSTEM GROSS Revenue (Income) for  
year ended December 31, 2005        %

27. Percent of TENNESSEE NET OPERATING Revenue (Income) as compared to SYSTEM NET OPERATING  
Revenue (Income) for year ended December 31, 2005        %

28. Does your company or its parent holding company file the following? Check all that apply:

- a. SEC Form 10-K  
       b. Annual report to stockholders

**File one copy of each of the items checked in item 28 with the Comptroller of the Treasury, Office of State Assessed Properties.**

29. What was the date of your last rate case? 1999 Was the case heard by a state PSC  
or a federal entity? State PSC What was the return on equity granted? N/A %

30. Special questions regarding this report should be directed to:

NAME: Charles Pickney, Jr.

TITLE: President

ADDRESS: 7638 River Road Pike

Number & Street

Nashville

TN

37209

City

State

Zip

PHONE NUMBER: (615) 356-2880

FAX NUMBER: (615) 356-7295

**BALANCE SHEET**  
**ASSETS**

AS OF DECEMBER 31

<u>Item</u>	<u>Fixed Assets</u>	<u>2005</u>	<u>2004</u>
1.	Utility Plant in Service	\$ 9,705,788	\$ 6,415,574
2.	Plant Under Construction	0	0
3.	Property Held for Future Use	0	0
4.	Plant Acquisition Adjustment	0	0
5.	Total Fixed Assets	\$9,705,788	\$6,415,574
6.	LESS Depreciation & Amortization Reserve	\$685,521	\$164,645
7.	Net Fixed Assets	\$ 9,020,267	\$ 5,970,427
	<b><u>Other Property &amp; Investments</u></b>		
*8.	Non-Utility Property	\$	\$
9.	LESS Accumulated Depreciation	0	0
10.	Net Non-Utility Property	0	0
*11.	INVESTMENT IN AFFILIATED COMPANIES	0	0
*12.	OTHER INVESTMENTS	0	0
13.	Miscellaneous Physical Property	0	0
14.	Sinking Funds	0	0
15.	Other Fund Accounts	0	0
16.	Total Other Property & Investments	\$ 0	\$ 0
	<b><u>Current Assets</u></b>		
17.	Cash	\$ 287,982	\$250,383
18.	Special Cash Deposits		
19.	Working Funds		
20.	Temporary Cash Investments		
21.	Notes Receivable from Affiliated Companies		
22.	Other Notes Receivable		
23.	Due from Customers & Agent - Net		
24.	Accounts Receivable from Affiliated Companies Net		
25.	Other Accounts Receivable - Net		
26.	Interest & Dividends Receivable		
27.	Pre-Payments		
28.	MATERIALS & SUPPLIES		
29.	Liquefied Natural Gas Stored		
30.	Subscriptions to Security Issues		
31.	Other Current Assets		
32.	Total Current Assets	\$ 287,982	\$250,383
	<b><u>Deferred Charges</u></b>		
33.	Discount on Long-Term Debt		
34.	Extraordinary Maintenance & Retirements		
35.	Clearing Accounts		
36.	Other Deferred Charges		
37.	Total Deferred Charges	\$	\$
38.	TOTAL ASSETS	\$9,308,249	\$ 6,220,810

\*GIVE A DETAILED BREAKDOWN AND DESCRIPTION OF THIS TYPE OF PROPERTY INVESTMENT.

**BALANCE SHEET**  
**LIABILITIES & OTHER CREDITS**

AS OF DECEMBER 31

		<u>2005</u>	<u>2004</u>
<b>Item</b>	<b><u>Capital Stock &amp; Retained Earnings</u></b>		
1.	Common Capital Stock Outstanding	\$1,000	\$ 1,000
2.	Preferred Capital Stock Outstanding		
3.	Premiums on Capital Stock		
4.	Other Capital Liability Accounts		
5.	Proprietor's Capital		
6.	Other Capital		
7.	Retained Earnings Reserved	\$319,915	\$ 235,511
8.	Unappropriated Retained Earnings		
9.	<b>LESS</b> Discount on Capital Stock		
10.	<b>LESS</b> Capital Stock Expense		
11.	<b>Total Capital Stock &amp; Retained Earnings</b>	<b>\$ 320,915</b>	<b>\$ 236,511</b>
	<b><u>Long-Term Debt</u></b>		
12.	Funded Debt Outstanding	\$	\$
13.	Receivers Certificates		
14.	Advances from Affiliated Companies		
15.	Other Long-Term Debt(s)	\$ 99,896	\$ 131,896
16.	<b>Total Long-Term Debt(s)</b>	<b>\$ 99,896</b>	<b>\$ 131,896</b>
	<b><u>Current &amp; Accrued Liabilities</u></b>		
17.	Notes Payable to Affiliated Companies	\$	\$
18.	Other Notes Payable		
19.	Accounts Payable to Affiliated Companies		
20.	Other Accounts Payable		
21.	Customers Deposits	\$ 60,456	\$ 42,751
22.	Matured Interest & Dividends		
23.	Matured Long-Term Debt(s)		
24.	Advance Billing & Payments		
25.	Taxes Accrued		
26.	Unmatured Interest, Dividends, & Rents Accrued		
27.	Refunds Due Customers		
28.	Other Current Liabilities		
29.	<b>Total Current &amp; Accrued Liabilities</b>	<b>\$ 60,456</b>	<b>\$ 42,751</b>
	<b><u>Deferred Credits &amp; Reserves</u></b>		
30.	Premium on Long-Term Debt	\$	\$
31.	Insurance Reserve		
32.	Provident Reserve		
33.	Amortization Reserve		
34.	Employment Stabilization Reserve		
35.	Other Deferred Credits & Reserves		
36.	Accumulated Deferred Income Taxes		
37.	<b>Total Deferred Credits &amp; Reserves</b>	<b>\$</b>	<b>\$</b>
	<b><u>Contributions in Aid of Construction</u></b>		
38.	Contributions in Aid of Construction	\$ 9,020,267	\$ 5,970,427
39.	<b>TOTAL LIABILITIES &amp; OTHER CREDITS</b>	<b>\$ 9,501,534</b>	<b>\$ 6,220,810</b>

**SUPPLEMENT  
TO BALANCE SHEET**

As of December 31

	<u>2005</u>	<u>2004</u>
1. Contributed Plant	\$ 9,705,788	\$6,415,574
2. Accumulated Depreciation on Contributed Plant	\$ 685,521	\$164,645
3. Net Contributed Plant	\$ 9,020,267	\$5,970,427
4. Non- Contributed Plant		
5. Accumulated Depreciation on Non- Contributed		
6. Net Non- Contributed Plant		
7. Total Utility Plant in Service		
8. Total Accumulated Depreciation		
9. *TOTAL NET PLANT	\$ 9,020,267	\$5,970,427

**\*THIS FIGURE SHOULD BE EQUAL TO THE FIGURE REPORTED ON THE PRECEDING PAGE REPRESENTING  
NET FIXED ASSET**

List below the items included in the Contributed Plant Account:

	<u>AMOUNT</u>
Sewer Collection Systems	\$1,481,976
Sewer Treatment Systems	\$6,339,511
Land	\$1,198,780
<b>TOTAL CONTRIBUTED PLANT</b>	<u>\$9,020,267</u>



Date of Issue	Date of Maturity	Description: (Bonds, Notes, or Other Instrument)	Beginning of Year Balance	Principal Paid During Year	*End of Year Balance	Interest for Year		Leave This Column Blank
						Rate (%)	Amount	
			\$	\$	\$			
TOTALS			\$	\$	\$			

INCOME STATEMENT

12,008,260.59  
 11,555,149.63  
 ( 42.73 )

AS OF DECEMBER 31

Item	Operating Revenues		
1.	Unmetered Revenue	\$	\$
2.	Metered Revenue		
3.	Fire Hydrant Revenue & Service		
4.	Revenue from Sale of Taps		
5.	Sewerage Revenue	\$458,480	\$347,627
6.	Other Revenue	\$28,261	
7.	<b>Total Operating Revenues</b>	<b>\$486,741</b>	<b>\$347,627</b>
<b>Operating Expense</b>			
8.	Water Supply Expense	\$	\$
9.	Pumping Expense		
10.	Purification Expense		
11.	Distribution Expense		
12.	Customer Accounting & Collection Expense		
13.	Administrative & General Expense Operating Taxes:		
14.	State, County, & Municipal Taxes	\$36,505	\$19,354
15.	Federal Income Taxes	\$14,290	\$12,733
16.	Other Federal Taxes		
17.	Depreciation Expense		
18.	Amortization Expense		
19.	Other Operating Expense	\$423,424	\$316,670
20.	<b>Total Operating Expense</b>	<b>\$474,219</b>	<b>\$348,757</b>
21.	<b>NET OPERATING INCOME</b>	<b>\$12,522</b>	<b>\$(1,130)</b>
<b>Other Income</b>			
22.	Dividend Income	\$	\$
23.	Allowance for Funds Used During Construction (AFUDC)		
	LESS: Federal Income Taxes on AFUDC		
24.	Other Interest Income		
25.	Total Interest Income		
26.	Income from Non-Operating Property		\$17,546
27.	Miscellaneous Income	\$69,441	\$7,240
28.	<b>Total Other Income</b>	<b>\$69,441</b>	<b>\$24,786</b>
<b>Miscellaneous Deductions from Income</b>			
29.	Miscellaneous Income Charges	\$	\$
30.	Federal Income Tax - Non-Operating		
31.	Other Non-Operating Taxes		
32.	Total Miscellaneous Deductions		
33.	Net Other Income	\$0	
34.	<b>Gross Income</b>	<b>\$151,404</b>	<b>\$</b>
<b>Interest &amp; Other Deductions</b>			
35.	Interest on Funded Debt	\$	\$
36.	Other Interest Deductions		
37.	Amortization of Discount on Long-Term Debt		
38.	Release of Premium on Long-Term Debt-Credit		
39.	Other Fixed Charges		
40.	<b>TOTAL INTEREST &amp; OTHER DEDUCTIONS</b>	<b>\$68,000</b>	
41.	<b>Net Income Before Extraordinary Items</b>	<b>\$83,404</b>	<b>\$42,622</b>
<b>Extraordinary &amp; Delayed Items</b>			
42.	Extraordinary & Delayed Items		
43.	<b>Net Income to Retained Earnings</b>	<b>\$83,404</b>	<b>\$42,622</b>

line 15  
 \$14,952.5

per Charles

LEASED EQUIPMENT

This schedule should include all operating equipment located in Tennessee that is leased or used by your company.

ype of ipment	No. Of Units	Total Annual Amount of Rent	Age Of Units	Annual Depreciation Rate	Lease Expiration Date	Owner	Tax Liability Lessor or Lessee	Original Cost	Accumulated Depreciation	Depreciated Cost	Location (County & City)
		\$						\$	\$	\$	

**TENNESSEE PROPERTY**  
December 31, 2005

**WATER DISTRIBUTION SYSTEM**

	<b>Gross Investment Within Corporate Limits</b>	<b>Gross Investment Outside Corporate Limits</b>	<b>Gross Investment Total</b>
Meters	\$	\$	\$
Mains by Size & Kind:			
Pumps - Booster			
Fire Hydrants			
<b>Total Investment</b>	\$	\$	\$
<b>Total Cash Value 1/1/2006</b>	\$	\$	\$

**WATER SUPPLY & EQUIPMENT**

Wells & Springs	\$	\$	\$
Boilers & Motors			
Pumps & Other Pumping Equip.			
Reservoirs & Stand Pipes			
Purification & Filtration			
Miscellaneous			
<b>Total Investment</b>	\$	\$	\$
<b>Total Cash Value 1/1/2006</b>	\$	\$	\$

Total Gross Investment in furniture, fixtures, equipment, automobiles, materials & supplies, & other general equipment

	\$	\$	\$
Total cash value of above	\$	\$	\$

**CONSTRUCTION WORK IN PROGRESS (CWIP)**

<b>Gross Investment (CWIP)</b>	\$	\$	\$
<b>Personal @ 15%</b>	\$	\$	\$
<b>Real @ 100%</b>	\$	\$	\$

**REAL ESTATE - TENNESSEE****Land:**

Acres	Location	Year Acquired	Purchased From	Deed Book	Page No.	Gross Investment	Cash Value Jan. 1, 2006
						\$	\$
<b>Total Land</b>						\$	\$

**Structures:**

Kind & Type	Location	Year Constructed/Acquired	Gross Investment	Cash Value Jan. 1, 2006
			\$	\$
<b>Total Structures</b>			\$	\$
<b>Total Real Estate/Tennessee</b>			\$	\$
<b>Total All Property/Tennessee</b>			\$	\$

**PROPERTY SHEET**

**Note:** One sheet to be completed for each county, city, and special school district where property located.

Name of city or special school district

County

**WATER DISTRIBUTION SYSTEM**

	<b>Gross Investment Within Corporate Limits</b>	<b>Gross Investment Outside Corporate Limits</b>	<b>Gross Investment</b>
Meters	\$	\$	\$
Mains by Size & Kind:			
Pumps - Booster			
Fire Hydrants			
<b>Total Investment</b>	\$	\$	\$
<b>Total Cash Value 1/1/2006</b>	\$	\$	\$

**WATER SUPPLY & EQUIPMENT**

Wells & Springs	\$	\$	\$
Boilers & Motors			
Pumps & Other Pumping Equip.			
Reservoirs & Stand Pipes			
Purification & Filtration			
Miscellaneous			
<b>Total Investment</b>	\$	\$	\$
<b>Total Cash Value 1/1/2006</b>	\$	\$	\$

Total Gross Investment in furniture, fixtures, equipment, automobiles, materials & supplies, & other general equipment

	\$	\$	\$
Total cash value of above	\$	\$	\$

**CONSTRUCTION WORK IN PROGRESS (CWIP)**

<b>Gross Investment (CWIP)</b>	\$	\$	\$
<b>Personal @ 15%</b>	\$	\$	\$
<b>Real @ 100%</b>	\$	\$	\$

**REAL ESTATE - TENNESSEE****Land:**

Acres	Location	Year Acquired	Purchased From	Deed Book	Page No.	Gross Investment \$	Cash Value Jan. 1, 2006 \$
<b>Total Land</b>						\$	\$

**Structures:**

Kind & Type	Location	Year Constructed/Acquired	Gross Investment \$	Cash Value Jan. 1, 2006 \$
<b>Total Structures</b>			\$	\$
<b>Total Real Estate</b>			\$	\$
<b>Total All Property-City, County, SSD</b>			\$	\$

**PURCHASES AND SALES OF TENNESSEE PROPERTY**

List all purchases and sales of Tennessee real property (including Telecommunications Towers) that occurred during the year 2005. Give all applicable information for each transaction separately. (You may copy pages as needed)

**Please attach a copy of the warranty deed or sales contract.**

**PURCHASES**

**Date of Purchase:**

---

**County/City:**

---

**Assessor's Tax Map & Parcel Number:**

---

**Purchase Price:**

---

**Physical Address:**

---

Number & Street

City State Zip

---

**Description of Property:**

---

**Grantor (seller):**

---

**Type of Improvement:**

---

**SALES**

**Date of Sale:**

---

**County/City:**

---

**Assessor's Tax Map & Parcel Number:**

---

**Sale Price:**

---

**Physical Address:**

---

Number & Street

City State Zip

---

**Description of Property:**

---

**Grantee (buyer):**

---

**Type of Improvement:**

---

## REAL PROPERTY UNDER CONSTRUCTION

Tennessee Code Annotated 67-5-503 provides that, "If after January 1 and before September 1 of any year, an improvement or new building is completed and ready for use or occupancy?the assessor of property shall make or correct the assessment of such property, on the basis of the value of the improvement at the time of its completion?"

List all real properties under construction or properties that **will be** completed by September 1, 2006.

[illegible]

DATE: 7/13/2006

I, Charles Pickney, Jr., being the PRESIDENT OF  
Tennessee Wastewater Systems, do hereby swear and affirm that the foregoing Ad  
Valorem Tax Report for the year two thousand six has been prepared from only the original  
books, papers, and records of said respondent under my direction in accordance with  
Tennessee Code Annotated, §67-5-1316, and is true and correct to the best of my knowledge  
and belief.





NAME

Predident

OFFICIAL CAPACITY



As Filed



# STATE OF TENNESSEE

## 2007

### AD VALOREM TAX REPORT



COMPANY NAME Tennessee Wastewater Systems, Inc.

STREET 851 Aviation Parkway CITY Smyrna STATE TN ZIP CODE 37167

(PRINCIPLE OFFICE INFORMATION)

STREET \_\_\_\_\_ CITY \_\_\_\_\_ STATE \_\_\_\_\_ ZIP CODE \_\_\_\_\_  
(PRINCIPLE OFFICE INFORMATION IN TENNESSEE)

PHONE NUMBER (615) 220 - 7202 FAX NUMBER (615) 220 - 7209

E-MAIL ADDRESS Charles.Pickney@tennesseewastewater.com

MAIL TO:

#### COMPTROLLER OF THE TREASURY OFFICE OF STATE ASSESSED PROPERTIES

James K. Polk State Office Building  
505 Deaderick Street, Suite 1700  
Nashville, Tennessee 37243-0281  
(615) 401-7900 FAX (615) 532-8666  
[osap.osap@state.tn.us](mailto:osap.osap@state.tn.us)

1. Company Name Tennessee Wastewater Systems, Inc.
2. Principal Office Location 849 Aviation Parkway  
Number & Street  
Smyrna TN 37167  
City State Zip
3. Is Company        **INDIVIDUAL?**        **PARTNERSHIP?**   X   **CORPORATION?**  
       **COOPERATIVE?**        **OTHER?**
4. If a **CORPORATION** or **OTHER** similar enterprise, supply the following information:  
Under laws of what state organized Tennessee Date organized 3-18-2003
5. Name & address of **PRESIDENT, OWNER, OR PARTNER** Charles Pickney, Jr.  
Name  
President 849 Aviation Parkway Smyrna TN 37167  
Position/Title Number & Street City State Zip
6. Name & address of **GENERAL MANAGER** \_\_\_\_\_  
Name  
\_\_\_\_\_  
Number & Street City State Zip
7. GROSS Investment in SYSTEM plant and property December 31, 2007 \$ 0
8. NET Investment in SYSTEM plant and property December 31, 2007 \$ 0
9. SYSTEM GROSS Revenue (Income) for year ended December 31, 2007 \$ 764,241
10. SYSTEM NET OPERATING Revenue (Income) for year ended December 31, 2007 \$ (294,195)
11. Amount of LOANS FROM FEDERAL AGENCIES, if any \$ 0
12. Indicate stock & debt of company:
- |                       | Amount<br>Authorized | No. of Shares or<br>Amount Issued | Book or<br>Per Value | Market or<br>Cash Value |
|-----------------------|----------------------|-----------------------------------|----------------------|-------------------------|
| Preferred Stock       | _____                | _____                             | _____                | _____                   |
| Common Stock          | <u>1,000</u>         | <u>1,000</u>                      | <u>\$1</u>           | <u>\$1,000</u>          |
| Bonds                 | _____                | _____                             | _____                | _____                   |
| Other Long-Term Debts | _____                | _____                             | _____                | _____                   |
13. State surplus at beginning of 2007 \$0 End of 2007 \$0
14. State amount of dividends paid for the year 2007: Preferred \$0 Common \$0
15. State exact dollar amount of FEDERAL INCOME TAX ACTUALLY PAID OR OWED FOR 2007 as reported on your Federal Income Tax Return \$ 0
16. State ACTUAL CASH or MARKET VALUE of all Tennessee plant and property as of January 1, 2008 \$ 15,449,522

17. State NET additions (additions less retirements) to Tennessee plant and property for:  
2006     \$ 1,291,573                                  2007     \$ 5,541,600
18. Total number of subscribers in Tennessee     1,576
19. Does your company operate solely (100%) in Tennessee?     X     YES                NO  
If you checked "YES" it will not be necessary to complete questions 20-27.  
If you checked "NO" **you must** complete questions 20-27.
20. GROSS Investment in Tennessee plant and property December 31, 2007     \$
21. NET Investment in Tennessee plant and property December 31, 2007     \$
22. TENNESSEE GROSS Revenue (Income) for year ended December 31, 2007     \$ 0
23. TENNESSEE NET OPERATING Revenue (Income) for year ended December 31, 2007     \$ 0
24. Percent of TENNESSEE GROSS Investment as compared to SYSTEM GROSS Investment in plant and property  
December 31, 2007     0     %
25. Percent of TENNESSEE NET Investment as compared to SYSTEM NET Investment in plant and property  
December 31, 2007     0     %
26. Percent of TENNESSEE GROSS Revenue (Income) as compared to SYSTEM GROSS Revenue (Income) for  
year ended December 31, 2007     0     %
27. Percent of TENNESSEE NET OPERATING Revenue (Income) as compared to SYSTEM NET OPERATING  
Revenue (Income) for year ended December 31, 2007     0     %
28. Does your company or its parent holding company file the following? Check all that apply:
- \_\_\_\_\_ a. SEC Form 10-K
- \_\_\_\_\_ b. Annual report to stockholders

**File one copy of each of the items checked in item 28 with the Comptroller of the Treasury, Office of State Assessed Properties.**

29. What was the date of your last rate case? 1999 Was the case heard by a state PSC  
or a federal entity? TN PSC What was the return on equity granted? N/A %

30. Special questions regarding this report should be directed to:

NAME:

TITLE:

ADDRESS:

Number &amp; Street

City

State

Zip

PHONE NUMBER: ( )

FAX NUMBER: ( )

**BALANCE SHEET**  
**ASSETS**

AS OF DECEMBER 31

<u>Item</u>	<u>Fixed Assets</u>	<u>2007</u>	<u>2006</u>
1.	Utility Plant in Service	\$17,095,724	\$11,555,149
2.	Plant Under Construction		
3.	Property Held for Future Use		
4.	Plant Acquisition Adjustment		
5.	Total Fixed Assets	17,095,724	11,555,149
6.	LESS Depreciation & Amortization Reserve	1,656,896	1,243,309
7.	<b>Net Fixed Assets</b>	<b>\$15,438,828</b>	<b>\$10,311,840</b>
	<b><u>Other Property &amp; Investments</u></b>		
*8.	Non-Utility Property	\$	\$
9.	LESS Accumulated Depreciation		
10.	Net Non-Utility Property		
*11.	<b>INVESTMENT IN AFFILIATED COMPANIES</b>		
*12.	<b>OTHER INVESTMENTS</b>		
13.	Miscellaneous Physical Property	10,693	
14.	Sinking Funds		
15.	Other Fund Accounts		
16.	<b>Total Other Property &amp; Investments</b>	<b>\$ 10,693</b>	<b>\$ 0</b>
	<b><u>Current Assets</u></b>		
17.	Cash	\$577,098	457,959
18.	Special Cash Deposits		
19.	Working Funds		
20.	Temporary Cash Investments		
21.	Notes Receivable from Affiliated Companies		
22.	Other Notes Receivable		
23.	Due from Customers & Agent -- Net		
24.	Accounts Receivable from Affiliated Companies Net		
25.	Other Accounts Receivable -- Net		
26.	Interest & Dividends Receivable		
27.	Pre-Payments		
28.	<b>MATERIALS &amp; SUPPLIES</b>		
29.	Liquefied Natural Gas Stored		
30.	Subscriptions to Security Issues		
31.	Other Current Assets		
32.	<b>Total Current Assets</b>	<b>\$577,098</b>	<b>\$457,959</b>
	<b><u>Deferred Charges</u></b>		
33.	Discount on Long-Term Debt	\$	\$
34.	Extraordinary Maintenance & Retirements		
35.	Clearing Accounts		
36.	Other Deferred Charges		
37.	<b>Total Deferred Charges</b>	<b>\$0</b>	<b>\$0</b>
38.	<b>TOTAL ASSETS</b>	<b>\$15,827,073</b>	<b>\$10,769,799</b>

\*GIVE A DETAILED BREAKDOWN AND DESCRIPTION OF THIS TYPE OF PROPERTY INVESTMENT.

**BALANCE SHEET**  
**LIABILITIES & OTHER CREDITS**

		AS OF DECEMBER 31	
		<u>2007</u>	<u>2006</u>
<u>Item</u>	<u>Capital Stock &amp; Retained Earnings</u>		
1.	Common Capital Stock Outstanding	\$ 1,000	\$ 1,000
2.	Preferred Capital Stock Outstanding		
3.	Premiums on Capital Stock		
4.	Other Capital Liability Accounts		
5.	Proprietor's Capital		
6.	Other Capital		
7.	Retained Earnings Reserved	124,570	21,508
8.	Unappropriated Retained Earnings		
9.	LESS Discount on Capital Stock		
10.	LESS Capital Stock Expense		
11.	<b>Total Capital Stock &amp; Retained Earnings</b>	<b>\$125,570</b>	<b>\$22,508</b>
<b><u>Long-Term Debt</u></b>			
12.	Funded Debt Outstanding	\$	\$
13.	Receivers Certificates		
14.	Advances from Affiliated Companies		
15.	Other Long-Term Debt(s)	99,896	99,896
16.	<b>Total Long-Term Debt(s)</b>	<b>\$99,896</b>	<b>\$99,896</b>
<b><u>Current &amp; Accrued Liabilities</u></b>			
17.	Notes Payable to Affiliated Companies	\$	\$
18.	Other Notes Payable		
19.	Accounts Payable to Affiliated Companies		
20.	Other Accounts Payable		
21.	Customers Deposits	85,713	69,160
22.	Matured Interest & Dividends		
23.	Matured Long-Term Debt(s)		
24.	Advance Billing & Payments		
25.	Taxes Accrued		
26.	Unmatured Interest, Dividends, & Rents Accrued		
27.	Refunds Due Customers		
28.	Other Current Liabilities		
29.	<b>Total Current &amp; Accrued Liabilities</b>	<b>\$146,837</b>	<b>\$69,160</b>
<b><u>Deferred Credits &amp; Reserves</u></b>			
30.	Premium on Long-Term Debt	\$	\$
31.	Insurance Reserve		
32.	Provident Reserve		
33.	Amortization Reserve		
34.	Employment Stabilization Reserve		
35.	Other Deferred Credits & Reserves		
36.	Accumulated Deferred Income Taxes		
37.	<b>Total Deferred Credits &amp; Reserves</b>	<b>\$0</b>	<b>\$0</b>
<b><u>Contributions in Aid of Construction</u></b>			
38.	Contributions in Aid of Construction	\$15,438,828	\$10,311,840
39.	<b>TOTAL LIABILITIES &amp; OTHER CREDITS</b>	<b>\$15,827,073</b>	<b>\$10,503,404</b>

**SUPPLEMENT**  
**TO BALANCE SHEET**

As of December 31

	<b><u>2007</u></b>	<b><u>2006</u></b>
1. Contributed Plant	\$17,095,724	\$11,555,149
2. Accumulated Depreciation on Contributed Plant	1,656,896	1,243,309
3. Net Contributed Plant	15,438,828	10,311,840
4. Non- Contributed Plant		
5. Accumulated Depreciation on Non- Contributed		
6. Net Non- Contributed Plant		
7. Total Utility Plant in Service		
8. Total Accumulated Depreciation		
9. *TOTAL NET PLANT	\$15,438,828	\$10,311,840

**\*THIS FIGURE SHOULD BE EQUAL TO THE FIGURE REPORTED ON THE PRECEDING PAGE REPRESENTING NET FIXED ASSET**

List below the items included in the Contributed Plant Account:

	<b><u>AMOUNT</u></b>
Sewer Collection Systems	\$ 1,956,399
Sewer Treatment Systems	10,727,049
Land	2,755,380
Office Furniture and Equipment	
<b>TOTAL CONTRIBUTED PLANT</b>	<b>\$15,438,828</b>



**INCOME STATEMENT**

		<b>AS OF DECEMBER 31</b>	
		<b><u>2007</u></b>	<b><u>2006</u></b>
<b><u>Item</u></b>	<b><u>Operating Revenues</u></b>		
1.	Unmetered Revenue	\$	\$
2.	Metered Revenue		
3.	Fire Hydrant Revenue & Service		
4.	Revenue from Sale of Taps		
5.	Sewerage Revenue	466,272	590,175
6.	Other Revenue	65,499	63,182
7.	<b>Total Operating Revenues</b>	<b>\$531,772</b>	<b>\$653,357</b>
	<b><u>Operating Expense</u></b>		
8.	Water Supply Expense	\$	\$
9.	Pumping Expense		
10.	Purification Expense		
11.	Distribution Expense		
12.	Customer Accounting & Collection Expense		
13.	Administrative & General Expense Operating Taxes:		
14.	State, County, & Municipal Taxes	114,602	57,635
15.	Federal Income Taxes	37,000	26,595
16.	Other Federal Taxes		
17.	Depreciation Expense		
18.	Amortization Expense		
19.	Other Operating Expense	906,834	563,254
20.	<b>Total Operating Expense</b>	<b>\$1,058,436</b>	<b>\$647,484</b>
21.	<b>NET OPERATING INCOME</b>	<b>\$ (526,664)</b>	<b>\$ 5,873</b>
	<b><u>Other Income</u></b>		
22.	Dividend Income	\$	\$
23.	Allowance for Funds Used During Construction (AFUDC)		
	LESS: Federal Income Taxes on AFUDC		
24.	Other Interest Income		
25.	Total Interest Income		
26.	Income from Non-Operating Property		
27.	Miscellaneous Income	232,469	182,431
28.	<b>Total Other Income</b>	<b>\$232,469</b>	<b>\$182,431</b>
	<b><u>Miscellaneous Deductions from Income</u></b>		
29.	Miscellaneous Income Charges	\$	\$
30.	Federal Income Tax - Non-Operating		
31.	Other Non-Operating Taxes		
32.	Total Miscellaneous Deductions		
33.	Net Other Income		
34.	<b>Gross Income</b>	<b>\$(294,195)</b>	<b>\$101,660</b>
	<b><u>Interest &amp; Other Deductions</u></b>		
35.	Interest on Funded Debt	\$	\$
36.	Other Interest Deductions		
37.	Amortization of Discount on Long-Term Debt		
38.	Release of Premium on Long-Term Debt-Credit		
39.	Other Fixed Charges		
40.	<b>TOTAL INTEREST &amp; OTHER DEDUCTIONS</b>	<b>\$0</b>	<b>\$0</b>
41.	<b>Net Income Before Extraordinary Items</b>	<b>\$(294,195)</b>	<b>\$101,660</b>
	<b><u>Extraordinary &amp; Delayed Items</u></b>		
42.	Extraordinary & Delayed Items	\$	\$
43.	<b>Net Income to Retained Earnings</b>	<b>\$(294,195)</b>	<b>\$101,660</b>



LEASED EQUIPMENT

This schedule should include all operating equipment located in Tennessee that is leased or used by your company.

Type of Equipment	No. Of Units	Total Annual Amount of Rent	Age Of Units	Annual Depreciation Rate	Lease Expiration Date	Owner	Tax Liability Lessor or Lessee	Original Cost	Accumulated Depreciation	Depreciated Cost	Location (County & City)
		\$						\$	\$	\$	

**TENNESSEE PROPERTY**

December 31, 2007

**WATER DISTRIBUTION SYSTEM**

	Gross Investment Within Corporate Limits	Gross Investment Outside Corporate Limits	Gross Investment Total
Meters	\$	\$	\$
Mains by Size & Kind:			
Pumps – Booster			
Fire Hydrants			
<b>Total Investment</b>	\$	\$	\$
<b>Total Cash Value 1/1/2007</b>	\$	\$	\$

**WATER SUPPLY & EQUIPMENT**

Wells & Springs	\$	\$	\$
Boilers & Motors			
Pumps & Other Pumping Equip.			
Reservoirs & Stand Pipes			
Purification & Filtration			
Miscellaneous			
<b>Total Investment</b>	\$	\$	\$
<b>Total Cash Value 1/1/2007</b>	\$	\$	\$

Total Gross Investment in furniture, fixtures, equipment, automobiles, materials &amp; supplies, &amp; other general equipment

	\$	\$	\$
Total cash value of above	\$	\$	\$

**CONSTRUCTION WORK IN PROGRESS (CWIP)**

<b>Gross Investment (CWIP)</b>	\$	\$	\$
<b>Personal @ 15%</b>	\$	\$	\$
<b>Real @ 100%</b>	\$	\$	\$

**REAL ESTATE – TENNESSEE****Land:**

Acres	Location	Year Acquired	Purchased From	Deed Book	Page No.	Gross Investment	Cash Value Jan. 1, 2008
						\$	\$
<b>Total Land</b>						\$	\$

**Structures:**

Kind & Type	Location	Year Constructed/Acquired	Gross Investment	Cash Value Jan. 1, 2008
			\$	\$
<b>Total Structures</b>			\$	\$
<b>Total Real Estate/Tennessee</b>			\$	\$
<b>Total All Property/Tennessee</b>			\$	\$

**Note:** One sheet to be completed for each county, city, and special school district where property located.

[illegible]

## WATER DISTRIBUTION SYSTEM

	Gross Investment Within Corporate Limits	Gross Investment Outside Corporate Limits	Gross Investment
Meters	\$	\$	\$
Mains by Size & Kind:			
Pumps – Booster			
Fire Hydrants			
<b>Total Investment</b>	<b>\$</b>	<b>\$</b>	<b>\$</b>
<b>Total Cash Value 1/1/2008</b>	<b>\$</b>	<b>\$</b>	<b>\$</b>

## WATER SUPPLY & EQUIPMENT

Wells & Springs	\$	\$	\$
Boilers & Motors			
Pumps & Other Pumping Equip.			
Reservoirs & Stand Pipes			
Purification & Filtration			
Miscellaneous			
<b>Total Investment</b>	<b>\$</b>	<b>\$</b>	<b>\$</b>
<b>Total Cash Value 1/1/2008</b>	<b>\$</b>	<b>\$</b>	<b>\$</b>

Total Gross Investment in furniture, fixtures, equipment, automobiles, materials & supplies, & other general equipment

	\$	\$	\$
Total cash value of above	\$	\$	\$

### CONSTRUCTION WORK IN PROGRESS (CWIP)

<b>Gross Investment (CWIP)</b>	\$	\$	\$
<b>Personal @ 15%</b>	\$	\$	\$
<b>Real @ 100%</b>	\$	\$	\$

**REAL ESTATE – TENNESSEE**

**Land:**

[illegible]

### Structures:

Kind & Type	Location	Year Constructed/Acquired	Gross Investment	Cash Value Jan. 1, 2008
			\$	\$
		<b>Total Structures</b>	\$	\$
		<b>Total Real Estate</b>	\$	\$
		<b>Total All Property-City, County, SSD</b>	\$	\$

**PURCHASES AND SALES OF TENNESSEE PROPERTY**

List all purchases and sales of Tennessee real property (including Telecommunications Towers) that occurred during the year 2007. Give all applicable information for each transaction separately. (You may copy pages as needed)  
**Please attach a copy of the warranty deed or sales contract.**

**PURCHASES**

Date of Purchase:

County/City:

Assessor's Tax Map &amp; Parcel Number:

Purchase Price:

Physical Address:

Number &amp; Street

City State Zip

Description of Property:

Grantor (seller):

Type of Improvement:

**SALES**

Date of Sale:

County/City:

Assessor's Tax Map &amp; Parcel Number:

Sale Price:

Physical Address:

Number &amp; Street

City State Zip

Description of Property:

Grantee (buyer):

Type of Improvement:

**REAL PROPERTY UNDER CONSTRUCTION**

Tennessee Code Annotated 67-5-503 provides that, "If after January 1 and before September 1 of any year, an improvement or new building is completed and ready for use or occupancy...the assessor of property shall make or correct the assessment of such property, on the basis of the value of the improvement at the time of its completion..."

List all real properties under construction or properties that **will be** completed by September 1, 2008.

[illegible]


DATE: 6/6/08

I, Charles Pickney, Jr., being the OWNER, PRESIDENT, SECRETARY, AND /OR PARTNER OF Tennessee Wastewater Systems, Inc. , do hereby swear and affirm that the foregoing Ad Valorem Tax Report for the year two thousand seven has been prepared from only the original books, papers, and records of said respondent under my direction in accordance with Tennessee Code Annotated, §67-5-1316, and is true and correct to the best of my knowledge and belief.

\_\_\_\_\_  
NAME

President

\_\_\_\_\_  
OFFICIAL CAPACITY

<b>FAE</b> TENNESSEE DEPARTMENT OF REVENUE <b>170 FRANCHISE, EXCISE TAX RETURN</b>	
Taxable Year <b>12/31/07</b>	Account Number <b>317417926</b>
Due Date <b>10/15/08</b>	FEIN or SSN <b>62-1548202</b>
<div style="display: flex; justify-content: space-between;"> <div style="width: 40%;">           Name and Address   <b>TENNESSEE WASTEWATER SYSTEM</b>   <b>851 AVIATION PARKWAY</b>  <b>SMYRNA                      TN 37167</b> </div> <div style="width: 55%; border-left: 1px solid black; padding-left: 10px;"> <input type="checkbox"/>            Check the box above if address information has been updated.         </div> </div>	
Taxpayer Phone No.:  <hr style="border: 0; border-top: 1px solid black;"/>	
Taxpayer E-Mail:  <hr style="border: 0; border-top: 1px solid black;"/>	
PLEASE NOTE: This page must be returned with the remainder of your FAE 170, Franchise, Excise Tax Return to expedite processing.	Developer Code  <b>1022</b>
<b>Subtotals from Return Schedules</b>	
A. 3. Franchise tax (25¢ per \$100.00; min. \$100.00) .. \$ <b>43,153</b>	
B. 7. Net excise tax due ..... \$	
C. 8. Total Franchise and Excise taxes Add lines 3 and 7 ..... \$ <b>43,153</b>	
C. 16. Total amount due (overpayment) - Total of lines 10, 12, 13, 14, and 15, less Line 11 \$ <b>5,115</b>	
If overpayment reported on Line 16, complete A and/or B:	
A. <input type="checkbox"/> Credit to next year's tax .... \$	
B. <input type="checkbox"/> Refund ..... \$	





Taxable Year Beginning: <b>1/01/06</b> Ending: <b>12/31/06</b>		Account No. <b>317417926</b>		FEIN or SSN <b>62-1548202</b>	
		Due Date <b>9/15/07</b>		AMENDED RETURN, please check the box at right. <div style="float: right;"> <input type="checkbox"/> </div>	
<b>CHECK APPROPRIATE BLOCK(S):</b>		j. Single Member LLC/Division of parent (see instructions)		FINAL RETURN for termination or withdrawal, please check box at right. <div style="float: right;"> <input type="checkbox"/> </div>	
a. <input checked="" type="checkbox"/>	Tennessee Domestic Corporation	k. <input type="checkbox"/>	LP	Application of Public Law 86-272 to Excise Tax, please check box at right. <div style="float: right;"> <input type="checkbox"/> </div>	
b. <input type="checkbox"/>	Foreign Corporation	l. <input type="checkbox"/>	LLP	Payment for this return was sent via EFT, please check the box at right. <div style="float: right;"> <input checked="" type="checkbox"/> </div>	
c. <input type="checkbox"/>	S Corporation	m. <input type="checkbox"/>	RLLP	Taxpayer has made an election to calculate net worth per the provisions of T.C.A. 67-4-2103 (g)-(l), please check the box at right. <div style="float: right;"> <input type="checkbox"/> </div>	
d. <input type="checkbox"/>	Insurance Company	n. <input type="checkbox"/>	PRLLP		
e. <input type="checkbox"/>	LLC	o. <input type="checkbox"/>	Business Trust		
f. <input type="checkbox"/>	PLLC	p. <input type="checkbox"/>	Not-For-Profit		
g. <input type="checkbox"/>	Single Member LLC/individual	q. <input type="checkbox"/>	Other _____		
h. <input type="checkbox"/>	Single Member LLC/corporation				
i. <input type="checkbox"/>	Single Member LLC/general partnership				

If you use a paid preparer and do not want forms mailed to you next year, check box at right.

Remit amount on Line 16, payable to:  
**TENNESSEE DEPARTMENT OF REVENUE**  
 Andrew Jackson State Office Building  
 500 Deaderick Street, Nashville, TN 37242

170315317417926200601012006123101200



**Schedule D -- SCHEDULE OF CREDITS**

1. Gross Premiums tax credit (cannot exceed Schedule C, Line 8)	(1)	
2. Tennessee Income Tax (cannot exceed Schedule B, Line 5)	(2)	
3. Day Care Credit from Schedule W, Line 18/LIHTC from Schedule Y, Line 3	(3)	
4. Industrial Machinery Credit from Schedule T, Line 11	(4)	
5. Jobs Tax Credit from Schedule X, Line 28	(5)	
6. Jobs Tax Credit computed in accordance with T.C.A. Section 67-4-2109(c)(2)(H) or (I)	(6)	
7. Total Credit - Add lines 1 through 6 (Enter here and on Schedule C, Line 9)	(7)	

**Schedule E -- SCHEDULE OF PAYMENTS**

1. Overpayment from previous year if available	(1)		
2. First quarterly estimated payment	(2)		
3. Second quarterly estimated payment	(3)		
4. Third quarterly estimated payment	(4)		
5. Fourth quarterly estimated payment	(5)	56,676	
6. Extension payment	(6)		
7. Total payments - Add lines 1 through 6 (Enter here and on Schedule C, Line 11)	(7)		56,676

**COMPUTATION OF FRANCHISE TAX****Schedule F1 -- NON-CONSOLIDATED NET WORTH**

1. Net Worth (total assets less total liabilities)	(1)	11,678,693
2. Indebtedness to or guaranteed by parent or affiliated corporation	(2)	
3. Total lines 1 and 2	(3)	11,678,693
4. Ratio (Schedules N, O, P, or R if applicable or 100%)	(4)	100.000000%
5. Total - Line 3 multiplied by Line 4 (Enter here and on Schedule A, Line 1)	(5)	11,678,693

**Schedule F2 -- CONSOLIDATED NET WORTH**

1. Consolidated Net Worth (total assets less total liabilities)	(1)	
2. Ratio (Schedule 170NC or 170SF)	(2)	%
3. Total - Line 1 multiplied by Line 2 (Enter here and on Schedule A, Line 1)	(3)	

NOTE: Schedule F2 is to be completed only if the consolidated net worth election has been made.**Schedule G - DETERMINATION OF REAL AND TANGIBLE PROPERTY**

BOOK VALUE OF PROPERTY OWNED - Cost less accumulated depreciation										In Tennessee
1. Land	(1)									1,523,380
2. Buildings, leaseholds, and improvements	(2)									
3. Machinery, equipment, furniture, and fixtures	(3)									983
4. Automobiles and trucks	(4)									
5. Prepaid supplies and other tangible personal property (Attach schedule)	(5)									
6. Share of partnership real and tangible property provided that the partnership does not file a return (Attach sch.)	(6)									
7. Inventories and work in progress	(7)									
a. Deduct exempt inventory in excess of \$30 million (§67-4-2108(a)(6)(B))	(7a)									
8. Deduct value of certified pollution control equipment (Include copy of certificate (§67-5-604))	(8)									
9. Deduct exempt required capital investments (T.C.A. Section 67-4-2108(a)(6)(G))	(9)									
10. SUBTOTALS - Add lines 1 through 7, less Line 7a through Line 9	(10)									1,524,363
Rental Value of Property Used but not Owned										(C)
Net Annual Rental Paid for:										
11. Real property	(11)	(A)	(B)							
		In Tennessee								
		13,469	x8	(11)						107,752
12. Machinery & equipment used in manufacturing & processing	(12)		x3							
13. Furniture, office machinery, and equipment	(13)		x2							
14. Delivery or mobile equipment	(14)		x1							
15. TENNESSEE TOTAL - Add lines 10-14 (Enter total here and on Schedule A, Line 2)	(15)									1,632,115

1022

TAXABLE YEAR <b>12/31/06</b>	TAXPAYER NAME <b>TENNESSEE WASTEWATER SYSTEMS, INC.</b>	ACCOUNT NO./FEIN/SSN <b>317417926</b>
---------------------------------	--	--

**COMPUTATION OF EXCISE TAX**

**Schedule J-1 -- COMPUTATION OF NET EARNINGS FOR ENTITIES TREATED AS PARTNERSHIPS**

1. Ordinary Income or Loss from Federal Form 1065, Line 22 plus any intangible expense to an affiliated business entity deducted for federal tax purposes	(1)	
<b>Additions:</b>		
2. Additional income items specifically allocated to partners, including guaranteed payments to partners (Fed 1065 - Sch K)	(2)	
3. Any net loss or expense received from a "pass-through" entity subject to and paying the excise tax, or any net loss or expense distributed to a publicly traded REIT (include schedule of entities and FEINs)	(3)	
4. Total - Add lines 1, 2, and 3	(4)	
<b>Deductions:</b>		
5. Additional expense items specifically allocated to partners (Fed 1065 - Sch K)	(5)	
6. Amount subject to self-employment taxes distributable or paid to each partner or member net of medical insurance payments previously deducted to determine Ordinary Income (Loss) on Form 1065 (If negative, enter zero) (Include on Schedule K, Line 3)	(6)	
7. Amount of contribution, not previously deducted, to qualified pension or benefit plans of any partner or member, including all IRC 401 plans (Include on Schedule K, Line 3)	(7)	
8. Any net gain or income received from a "pass-through" entity subject to and paying the excise tax, or any net gain or income distributed to a publicly traded REIT (include schedule of entities and FEINs)	(8)	
9. Total deductions - Add lines 5 through 8	(9)	
10. Total - Line 4 less Line 9 (Enter here and on Schedule J, Line 1)	(10)	

**Schedule J-2 -- COMPUTATION OF NET EARNINGS FOR A SINGLE MEMBER LLC FILING AS AN INDIVIDUAL**

<b>Additions:</b>		
1. Business Income from Form 1040, Schedule C plus any intangible expense to an affiliated business entity	(1)	
2. Business Income from Form 1040, Schedule D plus any intangible expense to an affiliated business entity	(2)	
3. Business Income from Form 1040, Schedule E plus any intangible expense to an affiliated business entity	(3)	
4. Business Income from Form 1040, Schedule F plus any intangible expense to an affiliated business entity	(4)	
5. Business Income from Form 4797	(5)	
6. Other: Form _____, Schedule _____	(6)	
7. Any net loss or expense received from a "pass-through" entity subject to and paying the excise tax (include schedule of entities and FEINs)	(7)	
8. Total - Add lines 1 through 7	(8)	
<b>Deductions:</b>		
9. Amount subject to self-employment taxes distributable or paid to the single member (If negative, enter zero) (Include on Schedule K, Line 3)	(9)	
10. Any net gain or income received from a "pass-through" entity subject to and paying the excise tax (include schedule of entities and FEINs)	(10)	
11. Total deductions - Add lines 9 and 10	(11)	
12. Total - Line 8 less Line 11 (Enter here and on Schedule J, Line 1)	(12)	

**Schedule J-3 -- COMPUTATION OF NET EARNINGS FOR ENTITIES TREATED AS SUBCHAPTER S CORPORATIONS**

1. Ordinary Income or Loss from Federal Form 1120S, Line 21 plus any intangible expense to an affiliated business entity deducted for federal tax purposes	(1)	
<b>Additions:</b>		
2. Income items to extent includable in federal income were it not for "S" status election (Fed 1120S - Schedule K)	(2)	
3. Any net loss or expense received from a "pass-through" entity subject to and paying the excise tax, or any net loss or expense distributed to a publicly traded REIT (include schedule of entities and FEINs)	(3)	
4. Total - Add lines 1, 2 and 3	(4)	
<b>Deductions:</b>		
5. Expense items to extent includable in federal expenses were it not for "S" status election (Fed 1120S - Schedule K)	(5)	
6. Any net gain or income received from a "pass-through" entity subject to and paying the excise tax, or any net gain or income distributed to a publicly traded REIT (include schedule of entities and FEINs)	(6)	
7. Total deductions - Add lines 5 and 6	(7)	
8. Total - Line 4 less Line 7 (Enter here and on Schedule J, Line 1)	(8)	

**Schedule J-4 -- COMPUTATION OF NET EARNINGS FOR ENTITIES TREATED AS CORPORATIONS AND "OTHER" ENTITIES**

Enter the amount of income (loss) from the applicable federal return to Schedule J, Line 1

1. Federal Form 1120 - Line 28 (Taxable income or loss before net operating loss deduction and special deductions) plus any intangible expense to an affiliated business entity deducted for federal tax purposes	(1)	<b>125,335</b>
2. Federal Form 990-T, Line 30 (unrelated business taxable income)	(2)	
3. Other: Form _____, Schedule _____	(3)	
<b>Additions:</b>		
4. Any net loss or expense received from a "pass-through" entity subject to and paying the excise tax, or any net loss or expense distributed to a publicly traded REIT (include schedule of entities and FEINs)	(4)	
<b>Deductions:</b>		
5. Any net gain or income received from a "pass-through" entity subject to and paying the excise tax, or any net gain or income distributed to a publicly traded REIT (include schedule of entities and FEINs)	(5)	
6. Total - Lines 1 through 4 less Line 5 (Enter here and on Schedule J, Line 1)	(6)	<b>125,335</b>

**Schedule J - COMPUTATION OF NET EARNINGS SUBJECT TO EXCISE TAX**

1. Federal income or loss (Enter amount from Schedule J-1, J-2, J-3, or J-4)	(1)	125,335
<b>ADDITIONS:</b>		
2. Any depreciation under the provisions of IRC Sec. 168 not permitted for excise tax purposes due to TN permanently decoupling from federal bonus depreciation & any expense/depreciation deducted as a result of "safe harbor" lease elections. (attach sch.)	(2)	
3. Any deduction for domestic production activities under the provisions of IRC Section 199	(3)	
4. Any gain on the sale of an asset sold within twelve months after the date of distribution to a nontaxable entity	(4)	
5. Tennessee excise tax expense (to the extent reported for federal purposes)	(5)	5,421
6. Gross premiums tax deducted in determining federal income and used as an excise tax credit	(6)	
7. Interest income on obligations of states and their political subdivisions, less allowable amortization	(7)	
8. Depletion not based on actual recovery of cost	(8)	
9. Contribution carryover from prior period(s)	(9)	
10. Capital gains offset by capital loss carryover or carryback	(10)	
11. Excess fair market value over book value of property donated	(11)	
12. Total additions - Add lines 2 through 11	(12)	5,421
<b>DEDUCTIONS:</b>		
13. Any depreciation under the provisions of IRC Section 168 permitted for excise tax purposes due to Tennessee permanently decoupling from federal bonus depreciation	(13)	
14. Any excess gain or (loss) from the basis adjustment resulting from TN permanently decoupling from fed. bonus depreciation	(14)	
15. Any loss on the sale of an asset sold within twelve months after the date of distribution to a nontaxable entity	(15)	
16. Dividends received from corporations, at least 80% owned (attach schedule)	(16)	
17. Contributions in excess of amount allowed by federal government	(17)	
18. Donations to Qualified Public School Support Groups and nonprofit organizations	(18)	
19. Portion of current year's capital loss not included in federal taxable income	(19)	
20. Any expense other than income taxes, not deducted in determining federal taxable income for which a credit against the federal income tax is allowable	(20)	
21. Any income included for federal tax purposes and any depreciation or other expense that could have been deducted for "safe harbor" lease elections. (attach schedule)	(21)	
22. Nonbusiness earnings - Schedule M, Line 8	(22)	
23. Intangible expense to an affiliated business entity (Intangible expense disclosure form MUST be completed to avoid the adjustment provided in T.C.A. Section 67-4-2006(d)(3))	(23)	
24. Intangible income from an affiliated business entity if the corresponding intangible expense has not been disclosed or has been disallowed	(24)	
25. TOTAL deductions - Add lines 13 through 24	(25)	
<b>COMPUTATION OF TAXABLE INCOME</b>		
26. Total Business Income (Loss) - Add lines 1 and 12, less Line 25 (If loss, complete Schedule K)	(26)	130,756
27. Apportionment Ratio (Schedules N, O, P, or R if applicable or 100%)	(27)	100.000000%
28. Apportioned business income (Loss) (Line 26 multiplied by Line 27)	(28)	130,756
29. Add: Nonbusiness earnings directly allocated to Tennessee (From Schedule M, Line 9)	(29)	
30. Deduct: Loss carryover from prior years (From Schedule U)	(30)	
31. Subject to excise tax (6.5%) (Line 28 plus Line 29, less Line 30) (enter here and on Schedule B, Line 4)	(31)	130,756

**Schedule K - DETERMINATION OF LOSS CARRYOVER AVAILABLE - See Rule 1320-6-1-.21 of Departmental Rules and Regulations**

1. Net loss from Schedule J, Line 26	(1)	
<b>ADD:</b>		
2. Amounts reported on Schedule J, lines 16 and 22	(2)	
3. Amounts reported on Schedule J-1, lines 6 and 7, and Schedule J-2, Line 9	(3)	
4. Reduced loss - Add lines 1 through 3 (if net amount is positive, enter "0")	(4)	
5. Excise Tax ratio (Schedules N, O, P, or R if applicable or 100%)	(5)	%
6. Current year loss carryover available (Line 4 multiplied by Line 5)	(6)	

**Schedule L - FEDERAL INCOME REVISIONS**

Year	1. Original Net Income on Federal Return	2. Net Income Corrected	3. Increase (Decrease) in Net Income	4. Increase (Decrease) Affecting Excise Tax

Form <b>2220</b>	<b>TN Underpayment of Est. Franchise &amp; Excise Tax Worksheet</b>	<b>2006</b>
For the taxable year beginning <b>1/01/06</b> , and ending <b>12/31/06</b>		
Name  <b>TENNESSEE WASTEWATER SYSTEMS, INC.</b>	TN Account Number  <b>317417926</b>	Employer Identification Number  <b>62-1548202</b>

### Calculation of the Underpayment

- |   |        |
|---|--------|
| 1. Tax for current taxable year (Form FAE 170 line 10) .....    | 37,696 |
| 2a. Estimates due based on 100% of current year tax .....       | 37,696 |
| b Total estimates required using current year tax .....         | 37,696 |
| 3. Tax for prior taxable year (Form FAE 170 line 10) .....      | 27,328 |
| 4. Estimated tax required (Enter lesser of lines 2b or 3) ..... | 27,328 |

5. Installment periods .....
6. Estimated payments required per installment period (Divide amount on line 4 by four) .....
7. Estimated tax paid or credited for each period  
For the 1st period only, enter the amount from ln. 7 on ln. 11  
**Complete lines 8 through 14 of one column before going to the next column.**
8. Enter amount, if any, from line 14 of the preceding column .....
9. Add lines 7 and 8 .....
10. Add amounts on lines 12 and 13 of the preceding column .....
11. Subtract line 10 from line 9. If zero or less, enter -0-.  
For column (a) only, enter the amount from line 7 .....
12. If the amount on line 11 is zero, subtract line 9 from line 10.  
Otherwise, enter -0- .....
13. **Underpayment.** If line 11 is less than or equal to line 6, subtract line 11 from line 6. Then go to line 8 of the next column. Otherwise, go to line 14 .....
14. **Overpayment.** If line 6 is less than line 11, subtract line 6 from line 11. Then go to line 8 of the next column .....
- Total

INSTALLMENT PERIODS			
1st Period	2nd Period	3rd Period	4th Period
6,832	6,832	6,832	6,832
	6,832	13,664	20,496
0	0	0	0
	6,832	13,664	
6,832	6,832	6,832	6,832

SEE WRK

7,935

<b>Form 2220</b>	<b>TN Underpayment of Est. Franchise &amp; Excise Tax Penalty Wrksht</b>		<b>2006</b>
For the taxable year beginning <b>1/01/06</b> , and ending <b>12/31/06</b>			
Name <b>TENNESSEE WASTEWATER SYSTEMS, INC.</b>	TN Account Number <b>317417926</b>	Employer Identification Number <b>62-1548202</b>	

	1st Qtr	2nd Qtr	3rd Qtr	4th Qtr
Due date of estimated payment	<b>4/17/06</b>	<b>6/15/06</b>	<b>9/15/06</b>	<b>1/16/07</b>
Amount of underpayment	<b>6,832</b>	<b>6,832</b>	<b>6,832</b>	<b>6,832</b>
	1st Pymt	2nd Pymt	4th Pymt	5th Pymt
Date of payment				
Amount of payment				

QTR	FROM	TO	UNDERPAYMENT	#MTHS	RATE %	PENALTY
1	4/17/06	4/16/07	6,832	13	25.00	1,708
2	6/15/06	4/16/07	6,832	11	25.00	1,708
3	9/15/06	4/16/07	6,832	8	25.00	1,708
4	1/16/07	4/16/07	6,832	3	15.00	1,025
<b>TOTAL PENALTY</b>						<b>6,149</b>
						=====

Form <b>2220</b>	TN Underpayment of Est. Franchise & Excise Tax Interest Wrksht		<b>2006</b>
For the taxable year beginning <b>1/01/06</b> , and ending <b>12/31/06</b>			
Name  <b>TENNESSEE WASTEWATER SYSTEMS, INC.</b>	TN Account Number  <b>317417926</b>	Employer Identification Number  <b>62-1548202</b>	

	1st Qtr	2nd Qtr	3rd Qtr	4th Qtr
Due date of estimated payment	<b>4/17/06</b>	<b>6/15/06</b>	<b>9/15/06</b>	<b>1/16/07</b>
Amount of underpayment	<b>6,832</b>	<b>6,832</b>	<b>6,832</b>	<b>6,832</b>
	1st Pymt	2nd Pymt	4th Pymt	5th Pymt
Date of payment				
Amount of payment				

QTR	FROM	TO	UNDERPAYMENT	#DAYS	RATE	INTEREST
1	4/17/06	6/30/06	6,832	74	8.00	111
1	6/30/06	4/16/07	6,832	290	10.00	543
2	6/15/06	6/30/06	6,832	15	8.00	22
2	6/30/06	4/16/07	6,832	290	10.00	543
3	9/15/06	4/16/07	6,832	213	10.00	399
4	1/16/07	4/16/07	6,832	90	10.00	168
<b>TOTAL INTEREST</b>						<b>1,786</b> =====



1056

**TENNESSEE WASTEWATER SYSTEMS, INC.**

7638 RIVER ROAD PIKE  
NASHVILLE, TN 37209  
(615) 356-2880

**AMSOUTH BANK**  
THE RELATIONSHIP PEOPLE®  
87-1/640

4/15/2006

PAY TO THE  
ORDER OF

TN Dept. of Revenue


\$ \*\*27,328.00

Twenty-Seven Thousand Three Hundred Twenty-Eight and 00/100\*\*\*\*\*

DOLLARS

TN Dept. of Revenue  
500 Deaderick Street  
Andrew Jackson State Office Bldg.  
Nashville, TN 37242

MEMO:



⑈001056⑈ ⑈064000017⑈ 0052302229⑈

**TENNESSEE WASTEWATER SYSTEMS, INC.**

1056

TN Dept. of Revenue  
Taxes: Franchise & Excise

4/15/2006

27,328.00

AS-52302229-CK

27,328.00

**TENNESSEE WASTEWATER SYSTEMS, INC.**

1056

TN Dept. of Revenue  
Taxes: Franchise & Excise


4/15/2006

27,328.00

AS-52302229-CK

27,328.00

TENNESSEE WASTEWATER SYSTEMS, INC.  
7638 RIVER ROAD PIKE  
NASHVILLE, TN 37209  
615-356-2880



2223

7/6/2006

PAY TO THE  
ORDER OF State of Tennessee, Department of Revenue

\$ \*\*5,483.27

Five Thousand Four Hundred Eighty-Three and 27/100\*\*\*\*\*

DOLLARS

State of Tennessee, Department of Revenue  
Andrew Jackson State Office Building  
Nashville, TN 37242

MEMO:  
2005 Franchise & Excise Tax

⑈002223⑈ ⑈064108744⑈

010214501⑈

2223

State of Tennessee, Department of Revenue  
6820 - Taxes:Franchise & Excise

7/6/2006

5,483.27

*Petition # 9945380*  
*Account # 317417926*

PrimeTrust Checking 2005 Franchise & Excise Tax

5,483.27

Security features. Details on back.



Proprietary Page “A”

**PROPRIETARY**

Proprietary Page “B”

**PROPRIETARY**