

August 4, 2008

Filed Electronically 8/4/08

Via E-mail and USPS

Chairman Tre Hargett
c/o Ms. Sharla Dillon
Tennessee Regulatory Authority
460 James Robertson Parkway
Nashville, Tennessee 37243

Re: Docket No. 08-00039
In Re: Petition of Tennessee American Water Company to Change and
Increase Certain Rates

Dear Chairman Hargett:


Enclosed please find an original and five (5) copies of the following document which has been filed electronically and served today on behalf of the City of Chattanooga:

City of Chattanooga's Motion to Compel Regarding Second
Discovery Requests

I would appreciate you stamping the extra copy of this document as "filed," and returning it to me in the enclosed, self-addressed and stamped envelope.

With best regards, I am

Sincerely yours,



Frederick L. Hitchcock

FLH:kwr

Enclosures

cc: Ryan L. McGehee, Esq. (w/encl)
Timothy C. Phillips, Esq. (w/encl)
David C. Higney, Esq. (w/encl)
R. Dale Grimes, Esq. (w/encl)
Ross Ian Booher, Esq. (w/encl)
J. Davidson French, Esq. (w/encl)
Adam Futrell, Esq. (w/encl)
Erin Everitt, Esq. (w/encl)
Henry M. Walker, Esq. (w/encl)
Michael A. McMahan, Esq. (w/encl)

**IN THE TENNESSEE REGULATORY AUTHORITY
AT NASHVILLE, TENNESSEE**

IN RE:)	
)	
PETITION OF TENNESSEE)	
AMERICAN WATER COMPANY TO)	
CHANGE AND INCREASE CERTAIN)	
RATES AND CHARGES SO AS TO)	DOCKET NO. 08-00039
PERMIT IT TO EARN A FAIR AND)	
ADEQUATE RATE OF RETURN ON)	
ITS PROPERTY USED AND USEFUL IN)	
FURNISHING WATER SERVICE TO)	
ITS CUSTOMERS)	

**CITY OF CHATTANOOGA'S MOTION TO COMPEL REGARDING SECOND
DISCOVERY REQUESTS**


Intervenor, the City of Chattanooga ("City"), by and through counsel, hereby moves for an order compelling the Petitioner, Tennessee American Water Company ("TAWC") to respond to the City's Second Discovery Request No. 16.

The City's Second Discovery Request No. 16 asks for a "description of the purpose and amount of each expense and the amount" summarized on monthly summary bill reports provided in response to the City's First Discovery Request No. 10. A sample of the summary bill reports is attached as Exhibit A. As is apparent from examination of Exhibit A, there is no explanation of extremely large monthly charges paid by TAWC to American Water Works Company. The reports include large credits, also unexplained. The reports state that the amounts were paid to American Water Works Company instead of the American Water Works Service Company. The information requested in Second Discovery Request No. 16 is essential to an understanding of the nature of these expenses and an evaluation of their proprietary. For convenient reference, a

copy of TAWC's response to the City's Second Discovery Request No. 16, showing TAWC's refusal to provide any further information, is attached as Exhibit B.

WHEREFORE, the City of Chattanooga respectfully requests that Tennessee American Water Company be ordered to immediately supplement its responses and provide the information requested.

Respectfully submitted,



By: _____

Frederick L. Hitchcock (BPR No. 005960)
Harold L. North, Jr. (BPR No. 007022)
Chambliss, Bahner & Stophel, P.C.
1000 Tallan Building, Two Union Square
Chattanooga, Tennessee 37402-2500
Telephone: (423) 756-3000

Attorneys for the City of Chattanooga

CITY OF CHATTANOOGA, TENNESSEE
RANDALL L. NELSON, CITY ATTORNEY

By: Michael McMahan by F.H. w/ Permission

Michael A. McMahan (BPR No. 000810)
Valerie Malueg (BPR No. 023763)
801 Broad Street, Suite 400
Chattanooga, TN 37450-0900
Telephone: (423) 757-5338

Attorneys for the City of Chattanooga

CERTIFICATE OF SERVICE

This is to certify that the undersigned has this day served a true and correct copy of the foregoing pleading by electronic mail and by depositing same in the United States mail, postage prepaid, and addressed to the following:

Ryan L. McGehee, Esq.
Office of the Attorney General
Consumer Advocate and Protection Division
P.O. Box 20207
Nashville, TN 37202-0207
ryan.mcgehee@state.tn.us


Timothy C. Phillips, Esq.
Office of the Attorney General
Consumer Advocate & Protection Division
P.O. Box 20207
Nashville, TN 37202
timothy.phillips@state.tn.us

David C. Higney, Esq.
Grant, Konvalinka & Harrison, P.C.
Ninth Floor, Republic Centre
633 Chestnut Street
Chattanooga, TN 37450-0900
dhigney@gkhpc.com

R. Dale Grimes, Esq.
Ross Ian Booher, Esq.
J. Davidson French, Esq.
Adam Futrell, Esq.
Erin Everitt, Esq.
BASS, BERRY & SIMS, PLC
315 Deadrick Street, Suite 2700
Nashville, TN 37238-3001
dgrimes@bassberry.com
rbooher@bassberry.com
dfrench@bassberry.com
afutrell@bassberry.com
eeveritt@bassberry.com

Henry M. Walker, Esq.
Boult, Cummings, Conners & Berry, PLC
1600 Division Street, Suite 700
P.O. Box 340025
Nashville, TN 37203
hwalker@boultcummings.com

This the 4th day of August, 2008.



Frederick L. Hitchcock

582050

American Water Works Company
Summary Bill Report - History

1
2/12/07
10:24:11

Data Selection Values

Year: 05 Period: 01 Region: D Southeastern Region

Business Partner: 26

Intercompany Settlement Co 26

Description Of Service	Hours	Payroll	Expenses	Total
Accounting	634.89	12,231.87	1,220.75	13,452.62
Administration	595.34	25,750.64	25,945.81-	195.17-
Audit	40.22	1,115.10	9,280.14-	8,165.04-
Communications	48.72	2,990.21	7,829.87	10,820.08
Legal	91.12	5,793.02	6,072.21	11,865.23
Engineering	75.15	9,173.23	15,571.73	24,744.96
Finance	370.47	18,909.96	16,686.74	35,596.70
Human Resources	137.74	5,419.70	31,924.92	37,344.62
Information Systems	597.05	12,331.06	20,180.14	32,511.20
Operations	409.43	22,393.58	28,245.13	50,638.71
Rates & Revenue	37.40	1,642.72	3,411.61	5,054.33
Risk Management	35.83	1,590.31	2,594.51	4,184.82
Water Quality	313.90	8,283.27	15,079.10	23,362.37
Customer Service	2,503.49	28,433.94	24,274.99	52,708.93
TOTAL:	5,890.75	156,058.61	137,865.75	293,924.36

TOTAL CURRENT MONTH CHARGES

293,924.36

LESS: PAYMENT-PRIOR EST. BILLING


1,054,721.11-

NET AMOUNT PAYABLE (RECEIVABLE)

760,796.75-

PLUS: EST. CURRENT MONTH BILLING

293,924.36

466,872.39-

582050

American Water Works Compan.
Summary Bill Report - History

17
4/26/05
9:55:26

Data Selection Values

Year: 05 Period: 02

Region: D Southeastern Region

Business Partner: 26

Intercompany Settlement Co 26

Description Of Service	Hours	Payroll	Expenses	Total
Accounting	442.88	9,049.38	6,908.11	15,957.49
Administration	428.89	19,601.59	89,320.81	108,922.40
Audit	27.53	1,045.44	1,856.59	2,902.03
Communications	32.60	9.08	3,735.06	3,744.14
Legal	53.91	403.54	12,647.30	13,050.84
Engineering	41.72	8,586.36-	937.13-	9,523.49-
Finance	249.07	3,066.68	40.67-	3,026.01
Human Resources	84.05	5,629.80	18,181.11	23,810.91
Information Systems	375.57	13,564.81	41,813.76	55,378.57
Operations	314.95	2,012.46-	23,524.98	21,512.52
Rates & Revenue	102.82	1,831.44	3,756.32	5,587.76
Risk Management	27.66	741.85	1,162.44	1,904.29
Water Quality	205.85	2,341.43	9,389.82	11,731.25
Customer Service	1,749.30	27,756.59	23,775.63	51,532.22
TOTAL:	4,136.80	74,442.81	235,094.13	309,536.94
TOTAL CURRENT MONTH CHARGES				309,536.94
LESS: PAYMENT-PRIOR EST. BILLING				293,924.36-
NET AMOUNT PAYABLE (RECEIVABLE)				15,612.58
PLUS: EST. CURRENT MONTH BILLING				309,536.94

				325,149.52

582050

American Water Works Company
Summary Bill Report - History

1
2/12/07
10:27:29

Data Selection Values

Year: 05 Period: 03 Region: D Southeastern Region

Business Partner: 26

Intercompany Settlement Co 26

Description Of Service	Hours	Payroll	Expenses	Total
Accounting	444.36	11,967.81	10,125.13	22,092.94
Administration	417.48	29,666.88	34,023.84	63,690.72
Audit	28.28	1,257.16	319.13-	938.03
Communications	39.20	2,513.39	3,198.03	5,711.42
Legal	111.45	8,027.36	4,234.92-	3,792.44
Engineering	57.04	6,202.26	5,432.62	11,634.88
Finance	196.23	11,016.89	4,630.10	15,646.99
Human Resources	70.90	6,652.41	21,822.12	28,474.53
Information Systems	344.81	10,376.13	18,757.91	29,134.04
Operations	273.85	16,491.92	11,794.06-	4,697.86
Rates & Revenue	22.39	1,538.10	3,397.08	4,935.18
Risk Management	25.99	1,451.20	1,611.36	3,062.56
Water Quality	206.23	7,150.90	5,147.50	12,298.40
Customer Service	1,819.31	33,392.10	22,018.78	55,410.88
TOTAL:	4,057.52	147,704.51	113,816.36	261,520.87
TOTAL CURRENT MONTH CHARGES				261,520.87
LESS: PAYMENT-PRIOR EST. BILLING				309,536.94-
NET AMOUNT PAYABLE (RECEIVABLE)				48,016.07-
PLUS: EST. CURRENT MONTH BILLING				261,520.87
				213,504.80

582050

American Water Works Company
Summary Bill Report - History

1
2/12/07
10:28:26

Data Selection Values

Year: 05 Period: 04 Region: D Southeastern Region

Business Partner: 26

Intercompany Settlement Co 26

Description Of Service	Hours	Payroll	Expenses	Total
Accounting	432.89	11,299.58	5,511.71	16,811.29
Administration	292.64	21,602.79	191,398.63	213,001.42
Audit	26.78	1,143.95	260.23	1,404.18
Communications	38.36	2,347.32	1,904.04	4,251.36
Legal	117.44	8,576.54	5,053.60	13,630.14
Engineering	71.91	3,902.06	3,133.19	7,035.25
Finance	201.56	8,455.39	9,043.64	17,499.03
Human Resources	66.46	2,506.64	30,756.84	28,250.20
Information Systems	379.67	15,733.77	24,126.15	39,859.92
Operations	344.43	13,086.13	9,886.19	22,972.32
Rates & Revenue	55.16	2,126.54	1,856.60	3,983.14
Risk Management	29.36	2,020.35	2,940.00	4,960.35
Water Quality	203.50	6,426.54	3,152.28	9,578.82
Customer Service	1,788.60	30,543.52	40,823.80	71,367.32
TOTAL:	4,048.76	124,757.84	329,846.90	454,604.74
TOTAL CURRENT MONTH CHARGES				454,604.74
LESS: PAYMENT-PRIOR EST. BILLING				261,520.87-
NET AMOUNT PAYABLE (RECEIVABLE)				193,083.87
PLUS: EST. CURRENT MONTH BILLING				454,604.74
				647,688.61

582050

American Water Works Company
Summary Bill Report - History

1
2/12/07
10:29:20

Data Selection Values

Year: 05 Period: 05

Region: D Southeastern Region

Business Partner: 26

Intercompany Settlement Co 26

Description Of Service	Hours	Payroll	Expenses	Total
Accounting	445.55	12,385.28	7,739.24	20,124.52
Administration	207.76	7,937.65	91,004.01	98,941.66
Audit	27.53	1,221.57	696.75	1,918.32
Communications	46.84	3,301.32	3,725.64	7,026.96
Legal	116.67	10,567.18	6,010.54	16,577.72
Engineering	42.75	3,030.78	2,545.04	5,575.82
Finance	240.69	14,652.57	16,332.25	30,984.82
Human Resources	72.85	2,265.98	27,714.44	29,980.42
Information Systems	355.80	11,729.65	24,609.99	36,339.64
Operations	393.82	16,604.96	11,669.78	28,274.74
Rates & Revenue	65.63	2,287.62	2,582.13	4,869.75
Risk Management	32.18	2,227.69	1,440.33	3,668.02
Water Quality	269.09	9,121.43	9,320.42	18,441.85
Customer Service	1,906.50	31,077.09	29,926.46	61,003.55
TOTAL:	4,223.66	128,410.77	235,317.02	363,727.79
TOTAL CURRENT MONTH CHARGES				363,727.79
LESS: PAYMENT-PRIOR EST. BILLING				454,604.74-
NET AMOUNT PAYABLE (RECEIVABLE)				90,876.95-
PLUS: EST. CURRENT MONTH BILLING				363,727.79
				272,850.84

582050

American Water Works Company
Summary Bill Report - History

16
6/30/05
9:48:54

Data Selection Values

Year: 05 Period: 06 Region: D Southeastern Region

Business Partner: 26

Intercompany Settlement Co 26

Description Of Service	Hours	Payroll	Expenses	Total
Accounting	654.66	12,706.53	16,842.37	29,548.90
Administration	321.60	15,420.91	16,096.04	31,516.95
Audit	31.20	722.28	1,416.49	2,138.77
Communications	49.55	1,585.74	8,997.92	10,583.66
Legal	173.73	8,359.85	12,219.99	20,579.84
Engineering	77.97	1,369.73	13,273.56	11,903.83
Finance	478.35	9,828.80	12,946.56	22,775.36
Human Resources	121.19	6,192.56	33,349.68	39,542.24
Information Systems	638.70	16,585.05	39,328.73	55,913.78
Operations	708.94	20,746.53	31,558.76	52,305.29
Rates & Revenue	54.14	1,421.33	5,249.41	6,670.74
Risk Management	59.18	1,506.42	3,804.88	5,311.30
Water Quality	541.57	12,586.21	13,215.83	25,802.04
Customer Service	3,775.33	41,879.26	29,173.13	71,052.39
TOTAL:	7,686.11	148,171.74	237,473.35	385,645.09
TOTAL CURRENT MONTH CHARGES				385,645.09
LESS: PAYMENT-PRIOR EST. BILLING				363,727.79-
NET AMOUNT PAYABLE (RECEIVABLE)				21,917.30
PLUS: EST. CURRENT MONTH BILLING				385,645.09
				407,562.39

582050

American Water Works Company
Summary Bill Report - History

16
9/26/05
8:16:09

Data Selection Values

Year: 05 Period: 07 Region: D Southeastern Region

Business Partner: 26

Intercompany Settlement Co 26

Description Of Service	Hours	Payroll	Expenses	Total
Accounting	429.25	11,421.08	7,875.76	19,296.84
Administration	212.24	10,653.01	98,521.35	109,174.36
Audit	24.80	1,303.34	1,150.44	2,453.78
Communications	61.87	3,614.42	5,582.06	9,196.48
Legal	113.49	7,111.51	4,678.65	11,790.16
Engineering	52.82	2,672.88	4,343.57	7,016.45
Finance	246.95	10,305.43	9,018.05	19,323.48
Human Resources	84.92	4,288.44	18,144.37	22,432.81
Information Systems	381.24	13,301.30	26,714.81	40,016.11
Operations	461.47	17,202.27	13,083.20	30,285.47
Rates & Revenue	21.58	1,205.16	3,333.61	4,538.77
Risk Management	66.81	2,680.05	3,206.07	5,886.12
Water Quality	362.28	10,392.65	8,714.74	19,107.39
Customer Service	2,196.41	33,437.09	48,150.70	81,587.79
TOTAL:	4,716.13	129,588.63	252,517.38	382,106.01
TOTAL CURRENT MONTH CHARGES				382,106.01
LESS: PAYMENT-PRIOR EST. BILLING				385,645.09-
NET AMOUNT PAYABLE (RECEIVABLE)				3,539.08-
PLUS: EST. CURRENT MONTH BILLING				382,106.01
				378,566.93

582050

American Water Works Company
Summary Bill Report - History

1
2/12/07
11:18:44

Data Selection Values

Year: 05 Period: 08 Region: D Southeastern Region

Business Partner: 26

Intercompany Settlement Co 26

Description Of Service	Hours	Payroll	Expenses	Total
Accounting	426.66	12,535.23	5,700.51	18,235.74
Administration	211.04	11,156.83	60,755.45	71,912.28
Audit	25.60	1,242.16	989.95	2,232.11
Communications	53.81	3,286.25	3,542.50	6,828.75
Legal	104.65	6,944.55	7,582.75	14,527.30
Engineering	61.34	4,265.79	4,172.50	8,438.29
Finance	283.56	17,339.15	10,251.90	27,591.05
Human Resources	102.45	6,276.42	34,182.65	40,459.07
Information Systems	372.55	14,113.03	29,628.90	43,741.93
Operations	407.54	17,333.33	14,377.05	31,710.38
Rates & Revenue	40.09	1,877.86	3,185.15	5,063.01
Risk Management	36.68	2,039.19	1,451.52	3,490.71
Water Quality	348.13	10,574.94	9,423.51	19,998.45
Customer Service	2,151.24	25,783.81	34,300.95	60,084.76
TOTAL:	4,625.34	134,768.54	219,545.29	354,313.83
TOTAL CURRENT MONTH CHARGES				354,313.83
LESS: PAYMENT-PRIOR EST. BILLING				382,106.01-
NET AMOUNT PAYABLE (RECEIVABLE)				27,792.18-
PLUS: EST. CURRENT MONTH BILLING				354,313.83

				326,521.65

582050

American Water Works Company
Summary Bill Report - History

1
2/12/07
11:20:17

Data Selection Values

Year: 05 Period: 09

Region: D Southeastern Region

Business Partner: 26

Intercompany Settlement Co 26

Description Of Service	Hours	Payroll	Expenses	Total
Accounting	429.19	11,970.71	10,336.13	22,306.84
Administration	227.51	11,902.13	79,647.18	91,549.31
Audit	25.60	1,179.28	1,152.46	2,331.74
Communications	58.39	3,104.14	4,486.09	7,590.23
Legal	101.38	7,403.42	5,425.85	12,829.27
Engineering	58.08	3,298.74	4,622.56	7,921.30
Finance	256.32	7,061.17	7,444.94	14,506.11
Human Resources	101.55	5,881.09	23,249.31	29,130.40
Information Systems	364.01	15,507.64	30,579.75	46,087.39
Operations	335.30	13,914.21	6,858.96	20,773.17
Rates & Revenue	35.41	1,609.48	2,715.27	4,324.75
Risk Management	61.46	3,658.02	3,084.53	6,742.55
Water Quality	322.30	10,018.09	10,746.67	20,764.76
Customer Service	2,140.37	35,546.94	54,077.79	89,624.73
TOTAL:	4,516.87	132,055.06	244,427.49	376,482.55

TOTAL CURRENT MONTH CHARGES	376,482.55
LESS: PAYMENT-PRIOR EST. BILLING	354,313.83-
NET AMOUNT PAYABLE (RECEIVABLE)	22,168.72
PLUS: EST. CURRENT MONTH BILLING	376,482.55
	398,651.27

582050

American Water Works Company
Summary Bill Report - History

1
2/12/07
11:21:38

Data Selection Values

Year: 05 Period: 10

Region: D Southeastern Region

Business Partner: 26

Intercompany Settlement Co 26

Description Of Service	Hours	Payroll	Expenses	Total
Accounting	434.62	13,067.15	7,364.35	20,431.50
Administration	330.01	17,841.71	111,434.60	129,276.31
Audit	23.20	879.60	2,009.22	2,888.82
Communications	38.06	2,653.04	4,913.09	7,566.13
Legal	123.03	7,782.04	4,068.79	11,850.83
Engineering	50.28	2,727.53	4,818.16	7,545.69
Finance	248.23	10,587.66	4,924.49	15,512.15
Human Resources	104.58	5,828.63	19,200.43	25,029.06
Information Systems	279.72	10,035.04	15,955.67	25,990.71
Operations	362.76	16,932.27	10,409.10	27,341.37
Rates & Revenue	41.13	1,700.77	2,382.19	4,082.96
Risk Management	65.79	2,629.66	3,829.03	6,458.69
Water Quality	283.35	11,368.31	4,625.11	15,993.42
Customer Service	2,203.03	35,816.06	27,346.03	63,162.09
TOTAL:	4,587.79	139,849.47	223,280.26	363,129.73
TOTAL CURRENT MONTH CHARGES				363,129.73
LESS: PAYMENT-PRIOR EST. BILLING				376,482.55-
NET AMOUNT PAYABLE (RECEIVABLE)				13,352.82-
PLUS: EST. CURRENT MONTH BILLING				363,129.73
				349,776.91

582050

American Water Works Company
Summary Bill Report - History

1
2/12/07
11:22:38

Data Selection Values

Year: 05 Period: 11

Region: D Southeastern Region

Business Partner: 26

Intercompany Settlement Co 26

Description Of Service	Hours	Payroll	Expenses	Total
Accounting	444.41	12,867.88	13,851.16	26,719.04
Administration	277.41	11,129.88	75,144.53	87,274.41
Audit	24.00	1,294.46	1,637.97	2,932.43
Communications	41.51	2,487.98	3,519.77	6,007.75
Legal	114.72	7,626.20	4,652.09	12,278.29
Engineering	55.79	3,417.05	4,222.82	7,639.87
Finance	274.16	12,647.09	10,054.38	22,701.47
Human Resources	106.93	8,031.45	19,181.44	27,212.89
Information Systems	367.26	12,105.23	34,093.29	46,198.52
Operations	368.25	16,721.90	9,683.72	26,405.62
Rates & Revenue	37.01	1,751.24	4,084.02	5,835.26
Risk Management	37.42	1,872.02	1,226.64	3,098.66
Water Quality	246.74	8,314.19	6,705.81	15,020.00
Customer Service	2,266.19	42,939.97	43,352.44	86,292.41
TOTAL:	4,661.80	143,206.54	232,410.08	375,616.62
TOTAL CURRENT MONTH CHARGES				375,616.62
LESS: PAYMENT-PRIOR EST. BILLING				363,129.73-
NET AMOUNT PAYABLE (RECEIVABLE)				12,486.89
PLUS: EST. CURRENT MONTH BILLING				375,616.62
				388,103.51

582050

American Water Works Company
Summary Bill Report - History

1
2/12/07
11:23:57

Data Selection Values

Year: 05 Period: 12 Region: D Southeastern Region

Business Partner: 26

Intercompany Settlement Co 26

Description Of Service	Hours	Payroll	Expenses	Total
Accounting	456.99	15,563.83	20,857.95	36,421.78
Administration	289.51	21,158.25	72,008.49	93,166.74
Audit	27.20	1,220.62	8,946.48	10,167.10
Communications	42.48	2,636.78	7,416.79	10,053.57
Legal	100.45	6,063.81	5,159.61	11,223.42
Engineering	63.76	4,169.63	6,581.86	10,751.49
Finance	254.34	15,133.42	21,169.70	36,303.12
Human Resources	118.78	5,556.48	34,967.62	40,524.10
Information Systems	344.11	12,710.78	65,111.75	77,822.53
Operations	384.91	16,337.05	18,024.44	34,361.49
Rates & Revenue	31.61	2,398.49	12,162.62	14,561.11
Risk Management	55.31	2,487.61	1,428.74	3,916.35
Water Quality	280.42	9,057.62	6,943.34	16,000.96
Customer Service	2,350.88	38,316.65	68,502.78	106,819.43
TOTAL:	4,800.75	152,811.02	349,282.17	502,093.19
TOTAL CURRENT MONTH CHARGES				502,093.19
LESS: PAYMENT-PRIOR EST. BILLING				375,616.62-
NET AMOUNT PAYABLE (RECEIVABLE)				126,476.57
PLUS: EST. CURRENT MONTH BILLING				502,093.19
				628,569.76

582050

American Water Works Company
Summary Bill Report - History

4
5/11/06
9:47:07

Data Selection Values

Year: 06 Period: 01

Region: D Southeastern Region

Business Partner: 26

Intercompany Settlement Co 26

Description Of Service	Hours	Payroll	Expenses	Total
Accounting	685.27	13,078.71	116.88-	12,961.83
Administration	295.34	5,926.09	72,430.90	78,356.99
Audit	41.70	1,317.21	4,389.62-	3,072.41-
Communications	66.44	1,541.60	3,281.64	4,823.24
Legal	148.77	7,211.30	4,460.75	11,672.05
Engineering	107.83	1,697.91-	1,540.25	157.66-
Finance	416.09	11,764.30	7,104.86	18,869.16
Human Resources	186.46	5,465.18	2,136.51-	3,328.67
Information Systems	526.09	13,261.77	30,593.18	43,854.95
Operations	672.71	19,196.35	4,934.81	24,131.16
Rates & Revenue	85.21	2,046.93	6,591.43	8,638.36
Risk Management	71.30	1,415.89	1,427.08	2,842.97
Water Quality	360.87	6,992.74	2,322.00	9,314.74
Customer Service	3,455.77	37,274.91	12,879.84	50,154.75
TOTAL:	7,119.85	124,795.07	140,923.73	265,718.80
TOTAL CURRENT MONTH CHARGES				265,718.80
LESS: PAYMENT-PRIOR EST. BILLING				502,093.19-
NET AMOUNT PAYABLE (RECEIVABLE)				236,374.39-
PLUS: EST. CURRENT MONTH BILLING				265,718.80
				29,344.41

582050

American Water Works Company
Summary Bill Report - History

4
2/21/06
11:42:36

Data Selection Values

Year: 06 Period: 02 Region: D Southeastern Region

Business Partner: 26

Intercompany Settlement Co 26

Description Of Service	Hours	Payroll	Expenses	Total
Accounting	470.62	12,460.20	17,107.39	29,567.59
Administration	140.24	3,366.41	81,951.42	85,317.83
Audit	27.49	1,119.13	5,151.96	6,271.09
Communications	51.19	1,950.27	5,928.15	7,878.42
Legal	117.11	7,943.21	3,943.65	11,886.86
Engineering	68.20	2,849.17	5,292.42	8,141.59
Finance	270.01	10,945.45	12,599.78	23,545.23
Human Resources	141.64	5,674.62	8,916.62	14,591.24
Information Systems	345.14	11,938.08	30,355.89	42,293.97
Operations	348.82	13,891.50	13,004.85	26,896.35
Rates & Revenue	34.91	1,471.62	7,320.99	8,792.61
Risk Management	93.64	3,283.17	2,680.56	5,963.73
Water Quality	288.98	8,351.14	10,153.03	18,504.17
Customer Service	2,331.23	36,958.35	55,576.81	92,535.16
TOTAL:	4,729.22	122,202.32	259,983.52	382,185.84
TOTAL CURRENT MONTH CHARGES				382,185.84
LESS: PAYMENT-PRIOR EST. BILLING				265,718.80-
NET AMOUNT PAYABLE (RECEIVABLE)				116,467.04
PLUS: EST. CURRENT MONTH BILLING				382,185.84
				498,652.88

582050

American Water Works Company
Summary Bill Report - History

4
5/11/06
9:02:52

Data Selection Values

Year: 06 Period: 03 Region: D Southeastern Region

Business Partner: 26

Intercompany Settlement Co 26

Description Of Service	Hours	Payroll	Expenses	Total
Accounting	463.49	13,813.92	17,031.27	30,845.19
Administration	112.54	8,175.03	83,734.51	91,909.54
Audit	27.89	1,343.82	739.85	2,083.67
Communications	25.02	1,594.44	2,360.56	3,955.00
Legal	117.63	8,525.30	4,668.11	13,193.41
Engineering	49.54	3,472.52	4,834.08	8,306.60
Finance	412.83	18,937.57	18,969.39	37,906.96
Human Resources	214.66	8,874.71	10,127.27	19,001.98
Information Systems	392.98	14,887.22	16,970.11	31,857.33
Operations	374.24	17,026.82	16,366.12	33,392.94
Rates & Revenue	37.43	1,970.67	2,328.86	4,299.53
Risk Management	66.29	2,899.07	3,484.54	6,383.61
Water Quality	201.64	7,023.23	8,829.28	15,852.51
Customer Service	2,297.79	38,704.27	22,526.88	61,231.15
TOTAL:	4,793.97	147,248.59	212,970.83	360,219.42
TOTAL CURRENT MONTH CHARGES				360,219.42
LESS: PAYMENT-PRIOR EST. BILLING				382,185.84-
NET AMOUNT PAYABLE (RECEIVABLE)				21,966.42-
PLUS: EST. CURRENT MONTH BILLING				360,219.42
				338,253.00

582050

American Water Works Company
Summary Bill Report - History

4
5/11/06
9:19:38

Data Selection Values

Year: 06 Period: 04 Region: D Southeastern Region

Business Partner: 26

Intercompany Settlement Co 26

Description Of Service	Hours	Payroll	Expenses	Total
Accounting	453.67	11,686.10	15,382.29	27,068.39
Administration	101.10	5,769.49	48,421.07	54,190.56
Audit	28.22	1,109.56	802.80	1,912.36
Communications	27.58	1,489.47	3,008.46	4,497.93
Legal	104.46	7,203.79	5,674.99	12,878.78
Engineering	38.50	414.25-	3,519.24	3,104.99
Finance	430.89	17,807.77	6,135.02	23,942.79
Human Resources	230.77	9,429.67	2,106.22	11,535.89
Information Systems	343.66	13,290.93	27,007.28	40,298.21
Operations	355.86	12,978.84	11,283.34	24,262.18
Rates & Revenue	55.47	2,974.35	6,734.17	9,708.52
Risk Management	36.52	1,224.94	1,468.79	2,693.73
Water Quality	203.57	5,492.47	9,306.18	14,798.65
Customer Service	2,245.38	34,651.12	60,564.51	95,215.63
TOTAL:	4,655.65	124,694.25	201,414.36	326,108.61
TOTAL CURRENT MONTH CHARGES				326,108.61
LESS: PAYMENT-PRIOR EST. BILLING				360,219.42-
NET AMOUNT PAYABLE (RECEIVABLE)				34,110.81-
PLUS: EST. CURRENT MONTH BILLING				326,108.61
				291,997.80

582050

American Water Works Company
Summary Bill Report - History

7/06/06
9:05:09

Data Selection Values

Year: 06 Period: 05

Region: D Southeastern Region

Business Partner: 26

Intercompany Settlement Co 26

Description Of Service	Hours	Payroll	Expenses	Total
Accounting	710.70	12,912.48	13,704.25	26,616.73
Administration	151.37	8,522.41	74,969.35	83,491.76
Audit	40.76	1,110.58	1,204.54	2,315.12
Communications	39.35	413.48	4,003.40	4,416.88
Legal	160.38	8,382.94	7,311.16	15,694.10
Engineering	78.75	545.23	3,734.53	4,279.76
Finance	723.18	23,896.15	45,969.39	69,865.54
Human Resources	199.46	5,211.55	11,760.58	16,972.13
Information Systems	516.50	10,726.72	18,792.34	29,519.06
Operations	664.96	16,981.36	14,059.29	31,040.65
Rates & Revenue	102.36	2,610.03	4,332.57	6,942.60
Risk Management	145.00	4,053.70	3,493.72	7,547.42
Water Quality	308.04	4,955.15	6,229.46	11,184.61
Customer Service	3,487.50	36,053.05	45,432.13	81,485.18
TOTAL:	7,328.31	136,374.83	254,996.71	391,371.54
TOTAL CURRENT MONTH CHARGES				391,371.54
LESS: PAYMENT-PRIOR EST. BILLING				326,108.61-
NET AMOUNT PAYABLE (RECEIVABLE)				65,262.93
PLUS: EST. CURRENT MONTH BILLING				391,371.54
				456,634.47

582050

American Water Works Company
Summary Bill Report - History

1
2/12/07
11:26:16

Data Selection Values

Year: 06 Period: 06 Region: D Southeastern Region

Business Partner: 26

Intercompany Settlement Co 26

Description Of Service	Hours	Payroll	Expenses	Total
Accounting	470.00	15,366.58	12,189.53	27,556.11
Administration	86.67	6,861.17	89,998.43	96,859.60
Audit	28.22	1,506.41	740.84	2,247.25
Communications	48.73	7,779.47	2,074.23	9,853.70
Legal	90.08	7,624.93	8,336.28	15,961.21
Engineering	79.17	5,057.53	5,103.97	10,161.50
Finance	496.57	25,311.11	41,889.43	67,200.54
Human Resources	144.03	7,846.18	7,963.89	15,810.07
Information Systems	349.66	13,965.83	36,320.49	50,286.32
Operations	420.72	21,244.23	15,945.30	37,189.53
Rates & Revenue	58.57	3,450.82	6,175.29	9,626.11
Risk Management	105.75	4,531.57	2,901.43	7,433.00
Water Quality	206.71	8,126.11	10,828.03	18,954.14
Customer Service	2,350.60	45,951.09	41,905.93	87,857.02
TOTAL:	4,935.48	174,623.03	282,373.07	456,996.10
TOTAL CURRENT MONTH CHARGES				456,996.10
LESS: PAYMENT-PRIOR EST. BILLING				391,371.54-
NET AMOUNT PAYABLE (RECEIVABLE)				65,624.56
PLUS: EST. CURRENT MONTH BILLING				456,996.10
				522,620.66

582050

American Water Works Company
Summary Bill Report - History

1
2/12/07
11:30:01

Data Selection Values

Year: 06 Period: 07

Region: D Southeastern Region

Business Partner: 26

Intercompany Settlement Co 26

Description Of Service	Hours	Payroll	Expenses	Total
Accounting	436.04	11,517.61	9,190.54	20,708.15
Administration	82.38	5,001.14	59,054.65	64,055.79
Audit	15.52	1,664.18	418.06	2,082.24
Communications	33.49	2,510.89	4,584.16	7,095.05
Legal	105.63	6,809.19	4,127.39	10,936.58
Engineering	80.15	3,444.83	2,792.16	6,236.99
Finance	419.05	18,073.90	30,203.58	48,277.48
Human Resources	173.01	7,083.36	7,825.00	14,908.36
Information Systems	378.09	13,030.26	25,064.44	38,094.70
Operations	475.43	18,173.55	9,707.54	27,881.09
Rates & Revenue	44.76	2,003.05	951.67	2,954.72
Risk Management	74.64	2,691.73	2,059.26	4,750.99
Water Quality	217.15	6,526.46	7,330.93	13,857.39
Customer Service	2,428.79	38,239.64	41,053.57	79,293.21
TOTAL:	4,964.13	136,769.79	204,362.95	341,132.74
TOTAL CURRENT MONTH CHARGES				341,132.74
LESS: PAYMENT-PRIOR EST. BILLING				456,996.10-
NET AMOUNT PAYABLE (RECEIVABLE)				115,863.36-
PLUS: EST. CURRENT MONTH BILLING				341,132.74
				225,269.38

582050

American Water Works Company
Summary Bill Report - History

1
2/12/07
11:31:05

Data Selection Values

Year: 06 Period: 08 Region: D Southeastern Region

Business Partner: 26

Intercompany Settlement Co 26

Description Of Service	Hours	Payroll	Expenses	Total
Accounting	441.41	10,138.95	5,251.73	15,390.68
Administration	78.52	5,138.91	43,174.02	48,312.93
Audit	31.99	506.77	513.71	1,020.48
Communications	44.97	2,601.53	3,647.14	6,248.67
Legal	53.33	3,731.23	5,052.34	8,783.57
Engineering	65.31	2,706.09	3,685.94	6,392.03
Finance	468.72	21,673.64	21,098.50	42,772.14
Human Resources	180.86	6,810.58	9,967.29	16,777.87
Information Systems	417.17	14,534.80	26,317.09	40,851.89
Operations	319.27	13,091.69	18,992.58	32,084.27
Rates & Revenue	75.59	2,664.54	2,752.41	5,416.95
Risk Management	125.77	4,776.63	4,967.83	9,744.46
Water Quality	209.61	6,061.22	10,046.48	16,107.70
Customer Service	2,354.46	35,777.32	38,858.62	74,635.94
TOTAL:	4,866.98	130,213.90	194,325.68	324,539.58
TOTAL CURRENT MONTH CHARGES				324,539.58
LESS: PAYMENT-PRIOR EST. BILLING				341,132.74-
NET AMOUNT PAYABLE (RECEIVABLE)				16,593.16-
PLUS: EST. CURRENT MONTH BILLING				324,539.58
				307,946.42

582050

American Water Works Company
Summary Bill Report - History

1
2/12/07
11:35:02

Data Selection Values

Year: 06 Period: 10 Region: D Southeastern Region

Business Partner: 26

Intercompany Settlement Co 26

Description Of Service	Hours	Payroll	Expenses	Total
Accounting	472.95	12,462.22	10,865.39	23,327.61
Administration	76.59	4,130.80	57,641.28	61,772.08
Audit	27.44	1,268.15	762.29	2,030.44
Communications	31.47	2,193.05	4,043.04	6,236.09
Legal	36.46	2,385.65	4,981.85	7,367.50
Engineering	97.62	4,201.80	5,019.53	9,221.33
Finance	492.18	20,924.79	53,176.73	74,101.52
Human Resources	229.05	8,458.88	10,848.77	19,307.65
Information Systems	422.81	15,930.49	34,825.82	50,756.31
Operations	378.08	16,668.86	13,579.71	30,248.57
Rates & Revenue	81.73	3,380.41	2,255.25	5,635.66
Risk Management	117.49	4,334.75	2,904.50	7,239.25
Water Quality	206.37	6,029.11	4,705.52	10,734.63
Customer Service	2,445.55	38,002.96	40,222.75	78,225.71
TOTAL:	5,115.79	140,371.92	245,832.43	386,204.35
TOTAL CURRENT MONTH CHARGES				386,204.35
LESS: PAYMENT-PRIOR EST. BILLING				502,905.76-
NET AMOUNT PAYABLE (RECEIVABLE)				116,701.41-
PLUS: EST. CURRENT MONTH BILLING				386,204.35
				269,502.94

582050

American Water Works Company
Summary Bill Report - History

1
2/12/07
11:39:51

Data Selection Values

Year: 06 Period: 11 Region: D Southeastern Region

Business Partner: 26

Intercompany Settlement Co 26

Description Of Service	Hours	Payroll	Expenses	Total
Not applicable				
Accounting	491.19	14,711.83	8,133.52	22,845.35
Administration	81.84	3,583.08	52,000.83	55,583.91
Audit	28.22	1,757.28	1,412.05	3,169.33
Communications	40.77	4,597.75	4,741.30	9,339.05
Legal	30.84	3,488.63	4,795.08	8,283.71
Engineering	123.32	6,732.14	3,517.74	10,249.88
Finance	554.22	26,297.83	36,265.46	62,563.29
Human Resources	194.69	8,951.93	11,461.62	20,413.55
Information Systems	376.65	16,893.18	36,075.04	52,968.22
Operations	442.14	22,477.41	11,428.17	33,905.58
Rates & Revenue	34.07	2,465.60	3,585.50	6,051.10
Risk Management	131.82	5,450.91	3,491.19	8,942.10
Water Quality	218.19	8,416.81	7,496.13	15,912.94
Customer Service	2,442.75	48,051.78	41,511.87	89,563.65
TOTAL:	5,190.71	173,876.16	225,915.50	399,791.66
TOTAL CURRENT MONTH CHARGES				399,791.66
LESS: PAYMENT-PRIOR EST. BILLING				386,204.35-
NET AMOUNT PAYABLE (RECEIVABLE)				13,587.31
PLUS: EST. CURRENT MONTH BILLING				399,791.66
				413,378.97

1
2/12/07
11:40:53

Intercompany Settlement Co 26

TN-COC-01-Q010-ATTACHMENT 1
Page 24 of 36

582050

American Water Works Compan,
Summary Bill Report - History

1
9/18/07
15:39:27

Data Selection Values

Year: 07 Period: 01 Region: D Southeastern Region

Business Partner: 26

Intercompany Settlement Co 26

Description Of Service	Hours	Payroll	Expenses	Total
Accounting	512.85	15,688.82	7,876.52	23,565.34
Administration	97.21	6,770.64	70,769.72	77,540.36
Audit	27.75	1,361.14	734.97	2,096.11
Communications	57.75	4,079.07	4,973.57	9,052.64
Legal	41.06	3,115.68	4,699.15	7,814.83
Engineering	80.15	4,191.49	3,608.71	7,800.20
Finance	469.70	21,292.64	46,372.04	67,664.68
Human Resources	163.82	5,295.77	7,661.36	12,957.13
Information Systems	391.56	16,055.65	27,426.08	43,481.73
Operations	348.58	17,017.49	12,729.01	29,746.50
Rates & Revenue	29.05	2,697.76	2,425.80	5,123.56
Risk Management	108.40	4,569.53	1,081.27	5,650.80
Water Quality	236.28	8,385.76	6,735.79	15,121.55
Customer Service	2,512.45	44,641.99	47,979.22	92,621.21
TOTAL:	5,076.61	155,163.43	245,073.21	400,236.64

TOTAL CURRENT MONTH CHARGES

400,236.64

LESS: PAYMENT-PRIOR EST. BILLING

1,107,500.82-

NET AMOUNT PAYABLE (RECEIVABLE)

707,264.18-

PLUS: EST. CURRENT MONTH BILLING

400,236.64

307,027.54-

582050

American Water Works Compan
Summary Bill Report - History

1
9/18/07
15:48:02

Data Selection Values

Year: 07 Period: 02 Region: D Southeastern Region

Business Partner: 26

Intercompany Settlement Co 26

Description Of Service	Hours	Payroll	Expenses	Total
Accounting	782.75	13,835.38	9,623.69	23,459.07
Administration	150.40	5,702.90	56,052.87	61,755.77
Audit	38.85	1,046.85	1,057.06	2,103.91
Communications	149.61	6,034.01	5,075.47	11,109.48
Legal	46.82	146.95-	8,469.31	8,322.36
Engineering	92.21	279.60	5,029.77	5,309.37
Finance	786.54	25,558.23	91,583.12	117,141.35
Human Resources	231.89	5,212.51	7,802.87	13,015.38
Information Systems	697.26	17,426.49	40,268.32	57,694.81
Operations	558.78	16,790.13	15,703.64	32,493.77
Rates & Revenue	233.33	8,438.98	4,947.82	13,386.80
Risk Management	212.48	6,183.62	3,258.36	9,441.98
Water Quality	338.92	5,680.81	10,713.96	16,394.77
Customer Service	3,809.80	39,061.51	52,946.09	92,007.60
TOTAL:	8,129.64	151,104.07	312,532.35	463,636.42
TOTAL CURRENT MONTH CHARGES				463,636.42
LESS: PAYMENT-PRIOR EST. BILLING				400,236.64-
NET AMOUNT PAYABLE (RECEIVABLE)				63,399.78
PLUS: EST. CURRENT MONTH BILLING				463,636.42
				527,036.20

582050

American Water Works Compan.
Summary Bill Report - History

1
9/18/07
15:49:19

Data Selection Values

Year: 07 Period: 03

Region: D Southeastern Region

Business Partner: 26

Intercompany Settlement Co 26

Description Of Service	Hours	Payroll	Expenses	Total
Accounting	532.30	15,258.26	6,530.27	21,788.53
Administration	99.14	7,523.15	18,013.42-	10,490.27-
Audit	24.48	1,248.93	905.98	2,154.91
Communications	94.65	5,035.41	5,520.82	10,556.23
Legal	79.98	4,636.44	4,641.50	9,277.94
Engineering	56.91	2,917.74	3,921.55	6,839.29
Finance	439.90	20,714.92	93,727.37	114,442.29
Human Resources	157.47	5,986.94	14,592.93	20,579.87
Information Systems	427.77	16,311.32	31,282.20	47,593.52
Operations	375.29	19,600.91	13,963.67	33,564.58
Rates & Revenue	206.54	10,141.61	3,840.47	13,982.08
Risk Management	141.83	5,371.29	3,972.10	9,343.39
Water Quality	184.88	5,918.94	8,882.39	14,801.33
Customer Service	2,480.57	41,954.04	51,041.68	92,995.72
TOTAL:	5,301.71	162,619.90	224,809.51	387,429.41
TOTAL CURRENT MONTH CHARGES				387,429.41
LESS: PAYMENT-PRIOR EST. BILLING				463,636.42-
NET AMOUNT PAYABLE (RECEIVABLE)				76,207.01-
PLUS: EST. CURRENT MONTH BILLING				387,429.41
				311,222.40

582050

American Water Works Compan
Summary Bill Report - History

1
9/18/07
15:50:11

Data Selection Values

Year: 07 Period: 04

Region: D Southeastern Region

Business Partner: 26

Intercompany Settlement Co 26

Description Of Service	Hours	Payroll	Expenses	Total
Accounting	520.20	14,674.50	5,106.02	19,780.52
Administration	95.91	5,888.18	54,514.51	60,402.69
Audit	23.66	1,166.62	655.24	1,821.86
Communications	84.20	2,907.75	3,934.76	6,842.51
Legal	77.29	4,934.26	4,366.42	9,300.68
Engineering	57.58	2,862.58	4,080.95	6,943.53
Finance	473.84	24,142.05	67,970.30	92,112.35
Human Resources	156.78	6,108.89	7,578.41	13,687.30
Information Systems	466.42	17,726.23	34,643.80	52,370.03
Operations	442.42	19,733.54	14,464.17	34,197.71
Rates & Revenue	75.90	2,530.86	2,531.43	5,062.29
Risk Management	78.24	3,362.54	2,488.20	5,850.74
Water Quality	196.76	6,229.99	7,841.08	14,071.07
Customer Service	2,504.69	41,902.13	52,749.45	94,651.58
TOTAL:	5,253.89	154,170.12	262,924.74	417,094.86
TOTAL CURRENT MONTH CHARGES				417,094.86
LESS: PAYMENT-PRIOR EST. BILLING				387,429.41-
NET AMOUNT PAYABLE (RECEIVABLE)				29,665.45
PLUS: EST. CURRENT MONTH BILLING				417,094.86
				446,760.31

582050

American Water Works Compan,
Summary Bill Report - History

1
9/18/07
15:51:00

Data Selection Values

Year: 07 Period: 05 Region: D Southeastern Region

Business Partner: 26

Intercompany Settlement Co 26

Description Of Service	Hours	Payroll	Expenses	Total
Accounting	521.32	16,258.97	9,468.34	25,727.31
Administration	96.84	7,324.05	53,485.34	60,809.39
Audit	21.67	1,231.89	801.06	2,032.95
Communications	87.00	4,287.83	3,009.06	7,296.89
Legal	59.20	3,983.27	5,060.87	9,044.14
Engineering	58.82	3,556.05	3,070.50	6,626.55
Finance	357.09	19,986.61	96,732.06	116,718.67
Human Resources	160.51	6,775.20	8,863.56	15,638.76
Information Systems	480.37	19,701.58	36,178.92	55,880.50
Operations	469.05	22,689.17	14,518.82	37,207.99
Rates & Revenue	81.80	4,891.45	4,724.96	9,616.41
Risk Management	74.54	3,533.45	2,481.79	6,015.24
Water Quality	204.72	7,391.01	5,961.96	13,352.97
Customer Service	2,586.27	47,801.95	49,531.99	97,333.94
TOTAL:	5,259.20	169,412.48	293,889.23	463,301.71
TOTAL CURRENT MONTH CHARGES				463,301.71
LESS: PAYMENT-PRIOR EST. BILLING				417,094.86-
NET AMOUNT PAYABLE (RECEIVABLE)				46,206.85
PLUS: EST. CURRENT MONTH BILLING				463,301.71
				509,508.56

582050

American Water Works Compan
Summary Bill Report - History

1
9/18/07
15:54:13

Data Selection Values

Year: 07 Period: 06 Region: D Southeastern Region

Business Partner: 26

Intercompany Settlement Co 26

Description Of Service	Hours	Payroll	Expenses	Total
Accounting	505.37	14,066.49	8,320.48	22,386.97
Administration	94.17	3,688.35	60,254.64	63,942.99
Audit	22.84	1,185.89	1,397.43	2,583.32
Communications	63.56	3,283.94	3,849.83	7,133.77
Legal	55.88	3,463.80	4,635.10	8,098.90
Engineering	62.90	3,039.75	2,056.04	5,095.79
Finance	356.15	18,005.89	54,619.88	72,625.77
Human Resources	153.63	6,096.68	6,621.76	12,718.44
Information Systems	534.06	19,995.28	27,624.01	47,619.29
Operations	440.32	20,120.30	12,418.84	32,539.14
Rates & Revenue	49.38	2,141.59	2,926.80	5,068.39
Risk Management	101.12	4,298.00	2,907.81	7,205.81
Water Quality	201.58	6,206.87	8,161.15	14,368.02
Customer Service	2,666.24	45,308.43	45,911.44	91,219.87
TOTAL:	5,307.20	150,901.26	241,705.21	392,606.47
TOTAL CURRENT MONTH CHARGES				392,606.47
LESS: PAYMENT-PRIOR EST. BILLING				463,301.71-
NET AMOUNT PAYABLE (RECEIVABLE)				70,695.24-
PLUS: EST. CURRENT MONTH BILLING				392,606.47
				321,911.23

582050

American Water Works Compan
Summary Bill Report - History

1
9/18/07
15:55:11

Data Selection Values

Year: 07 Period: 07

Region: D Southeastern Region

Business Partner: 26

Intercompany Settlement Co 26

Description Of Service	Hours	Payroll	Expenses	Total
Accounting	764.89	14,869.69	8,276.00	23,145.69
Administration	150.77	6,603.31	64,562.46	71,165.77
Audit	34.26	1,134.18	1,764.70	2,898.88
Communications	121.24	4,125.15	3,969.37	8,094.52
Legal	88.59	2,265.80	5,759.10	8,024.90
Engineering	93.41	1,272.16	2,608.39	3,880.55
Finance	670.53	23,344.56	75,071.89	98,416.45
Human Resources	232.02	5,624.47	11,377.32	17,001.79
Information Systems	757.93	22,485.96	23,047.53	45,533.49
Operations	645.76	20,227.53	13,955.35	34,182.88
Rates & Revenue	93.06	2,012.25	4,163.45	6,175.70
Risk Management	137.77	4,648.83	2,832.86	7,481.69
Water Quality	310.97	6,105.78	9,158.03	15,263.81
Customer Service	4,162.34	49,751.42	41,214.92	90,966.34
TOTAL:	8,263.54	164,471.09	267,761.37	432,232.46
TOTAL CURRENT MONTH CHARGES				432,232.46
LESS: PAYMENT-PRIOR EST. BILLING				392,606.47-
NET AMOUNT PAYABLE (RECEIVABLE)				39,625.99
PLUS: EST. CURRENT MONTH BILLING				432,232.46
				471,858.45

582050

American Water Works Compan.
Summary Bill Report - History

1
9/18/07
15:56:17

Data Selection Values

Year: 07 Period: 08

Region: D Southeastern Region

Business Partner: 26

Intercompany Settlement Co 26

Description Of Service	Hours	Payroll	Expenses	Total
Accounting	494.81	15,476.65	10,165.95	25,642.60
Administration	101.56	7,703.95	58,578.50	66,282.45
Audit	19.99	1,174.49	1,790.39	2,964.88
Communications	55.93	3,243.60	2,996.81	6,240.41
Legal	65.22	3,875.54	3,339.65	7,215.19
Engineering	58.67	3,515.37	2,436.45	5,951.82
Finance	313.40	18,107.47	55,664.79	73,772.26
Human Resources	159.77	6,898.77	7,864.02	14,762.79
Information Systems	503.50	20,072.72	25,104.10	45,176.82
Operations	405.73	19,691.50	12,513.92	32,205.42
Rates & Revenue	36.97	1,669.79	3,218.13	4,887.92
Risk Management	136.60	5,945.79	3,741.58	9,687.37
Water Quality	211.72	7,233.33	7,242.58	14,475.91
Customer Service	2,629.53	48,400.71	48,367.46	96,768.17
TOTAL:	5,193.40	163,009.68	243,024.33	406,034.01
TOTAL CURRENT MONTH CHARGES				406,034.01
LESS: PAYMENT-PRIOR EST. BILLING				432,232.46-
NET AMOUNT PAYABLE (RECEIVABLE)				26,198.45-
PLUS: EST. CURRENT MONTH BILLING				406,034.01
				379,835.56

582050

American Water Works Company
Summary Bill Report - History

1
11/06/07
14:15:01

Data Selection Values

Year: 07 Period: 09

Region: D Southeastern Region

Business Partner: 26

Intercompany Settlement Co 26

Description Of Service	Hours	Payroll	Expenses	Total
Accounting	516.72	13,965.69	7,262.53	21,228.22
Administration	88.32	6,170.74	33,065.01	39,235.75
Audit	16.32	891.40	1,143.99	2,035.39
Communications	35.70	2,016.03	3,148.01	5,164.04
Legal	59.95	2,638.05	4,582.56	7,220.61
Engineering	66.07	2,812.89	2,134.21	4,947.10
Finance	337.41	15,802.03	83,747.96	99,549.99
Human Resources	153.15	5,758.33	6,488.50	12,246.83
Information Systems	477.35	17,544.90	26,458.62	44,003.52
Operations	443.53	18,396.71	12,214.01	30,610.72
Rates & Revenue	52.10	1,876.94	4,891.52	6,768.46
Risk Management	100.67	4,152.30	3,338.85	7,491.15
Water Quality	190.76	5,538.42	7,903.26	13,441.68
Customer Service	2,666.52	42,560.35	44,811.65	87,372.00
TOTAL:	5,204.57	140,124.78	241,190.68	381,315.46
TOTAL CURRENT MONTH CHARGES				381,315.46
LESS: PAYMENT-PRIOR EST. BILLING				406,034.01-
NET AMOUNT PAYABLE (RECEIVABLE)				24,718.55-
PLUS: EST. CURRENT MONTH BILLING				381,315.46
				356,596.91

582050

American Water Works Company
Summary Bill Report - History

1
11/06/07
14:16:15

Data Selection Values

Year: 07 Period: 10 Region: D Southeastern Region

Business Partner: 26

Intercompany Settlement Co 26

Description Of Service	Hours	Payroll	Expenses	Total
Accounting	521.03	16,177.67	8,686.37	24,864.04
Administration	87.33	7,114.09	64,922.81	72,036.90
Audit	16.32	1,069.55	1,831.98	2,901.53
Communications	51.80	3,516.87	3,052.21	6,569.08
Legal	65.99	4,060.91	4,710.57	8,771.48
Engineering	56.53	3,431.50	2,584.83	6,016.33
Finance	386.69	20,657.39	57,299.72	77,957.11
Human Resources	148.59	6,536.71	8,376.90	14,913.61
Information Systems	518.14	20,853.45	30,490.35	51,343.80
Operations	392.88	20,509.23	14,232.88	34,742.11
Rates & Revenue	66.75	2,813.97	4,578.12	7,392.09
Risk Management	68.09	3,382.28	5,858.43	9,240.71
Water Quality	205.89	7,381.82	7,402.05	14,783.87
Customer Service	2,604.23	48,985.07	41,602.33	90,587.40
TOTAL:	5,190.26	166,490.51	255,629.55	422,120.06
TOTAL CURRENT MONTH CHARGES				422,120.06
LESS: PAYMENT-PRIOR EST. BILLING				381,315.46-
NET AMOUNT PAYABLE (RECEIVABLE)				40,804.60
PLUS: EST. CURRENT MONTH BILLING				422,120.06
				462,924.66

582050

American Water Works Company
Summary Bill Report - History

1
1/07/08
15:50:31

Data Selection Values

Year: 07 Period: 11

Region: D Southeastern Region

Business Partner: 26

Intercompany Settlement Co 26

Description Of Service	Hours	Payroll	Expenses	Total
Accounting	508.52	14,844.50	8,333.08	23,177.58
Administration	84.35	5,167.91	62,237.63	67,405.54
Audit	18.60	1,130.63	2,122.67	3,253.30
Communications	38.26	2,308.48	3,134.49	5,442.97
Legal	82.30	4,534.13	4,638.75	9,172.88
Engineering	62.84	3,376.23	2,622.48	5,998.71
Finance	415.26	20,993.76	69,743.87	90,737.63
Human Resources	152.09	6,372.59	7,341.45	13,714.04
Information Systems	471.98	19,086.01	29,243.50	48,329.51
Operations	382.80	17,768.68	13,005.60	30,774.28
Rates & Revenue	34.66	1,563.32	3,672.21	5,235.53
Risk Management	59.57	3,093.86	4,597.80	7,691.66
Water Quality	216.28	7,346.24	8,060.58	15,406.82
Customer Service	2,675.25	47,567.67	42,521.50	90,089.17
TOTAL:	5,202.76	155,154.01	261,275.61	416,429.62
TOTAL CURRENT MONTH CHARGES				416,429.62
LESS: PAYMENT-PRIOR EST. BILLING				422,120.06-
NET AMOUNT PAYABLE (RECEIVABLE)				5,690.44-
PLUS: EST. CURRENT MONTH BILLING				416,429.62
				410,739.18

582050

American Water Works Company
Summary Bill Report - History

1
1/07/08
15:52:18

Data Selection Values

Year: 07 Period: 12 Region: D Southeastern Region

Business Partner: 26

Intercompany Settlement Co 26

Description Of Service	Hours	Payroll	Expenses	Total
Accounting	761.47	13,830.11	10,727.98	24,558.09
Administration	116.40	4,739.71	45,036.56	49,776.27
Audit	29.38	916.21	1,917.96	2,834.17
Communications	39.94	840.63	2,771.95	3,612.58
Legal	92.85	3,255.94	6,768.56	10,024.50
Engineering	62.08	425.77	1,715.38	1,289.61
Finance	715.37	28,711.07	50,052.62	78,763.69
Human Resources	238.67	6,429.48	12,300.03	18,729.51
Information Systems	748.98	21,589.22	46,606.68	68,195.90
Operations	622.78	17,293.39	15,031.51	32,324.90
Rates & Revenue	216.04	7,041.63	6,956.85	13,998.48
Risk Management	76.74	2,169.05	4,942.72	7,111.77
Water Quality	290.53	4,612.05	5,346.14	9,958.19
Customer Service	3,950.71	44,728.04	40,605.61	85,333.65
TOTAL:	7,961.94	155,730.76	250,780.55	406,511.31
TOTAL CURRENT MONTH CHARGES				406,511.31
LESS: PAYMENT-PRIOR EST. BILLING				416,429.62-
NET AMOUNT PAYABLE (RECEIVABLE)				9,918.31-
PLUS: EST. CURRENT MONTH BILLING				406,511.31
				396,593.00

**TENNESSEE AMERICAN WATER COMPANY
DOCKET NO. 08-00039
CITY OF CHATTANOOGA'S
SECOND DISCOVERY REQUESTS**

Responsible Witness: Michael A. Miller/others

Discovery Request No. 16:

For all expenses included in the "Summary Bill Reports" provided in TN-COC-01-Q0101-ATTACHMENT 1, please provide for each category of service for each month a description of the purpose and amount of each expense and its amount.

Response:

The Company objects to this question on the basis that there is no question TN-COC-01-Q0101 in the first set of discovery requests from the City of Chattanooga. If this request in fact relates to TN-COC-1-Q10, the Company further objects on the grounds that the requested information is overly broad and unduly burdensome because the Company's existing response to that request has been deemed responsive. Notwithstanding these objections the Company provides the following response.

The Company believes the department column on the response to TN-COC-1-10 provides a sufficient general description of the departmental function for each AWWSC employee charging time to TAWC. In addition, the 1989 Service Company contract provides a general description of the types of services provided in each AWWSC functional area (finance, accounting, engineering, etc.) In addition, Section 5 of the BAH report includes a description of the various services provided by the functional areas of AWWSC and how the various functional areas of AWWSC interact with TAWC.

