



CONNECTED
Tennessee
THE TRAIL TO INNOVATION™

2007 Connected Tennessee Consumer Technology Assessment for Carter County, Tennessee

*Stipulated Hearing Exhibits No. 2
(7 county assessments)*

EP/RLM

www.connectedtennessee.org

© Do Not Copy Without Written Permission

Docket No. 07-00269



CONNECTED
Tennessee
THE TRAIL TO INNOVATION™

Residential Technology Assessment for Carter County

Percent of residents who have:



(n = 100 Carter County residents, weighted by age and gender)

© Do Not Copy Without Written Permission

Source: 2007 Connected Tennessee Residential Technology Assessment

www.connectedtennessee.org

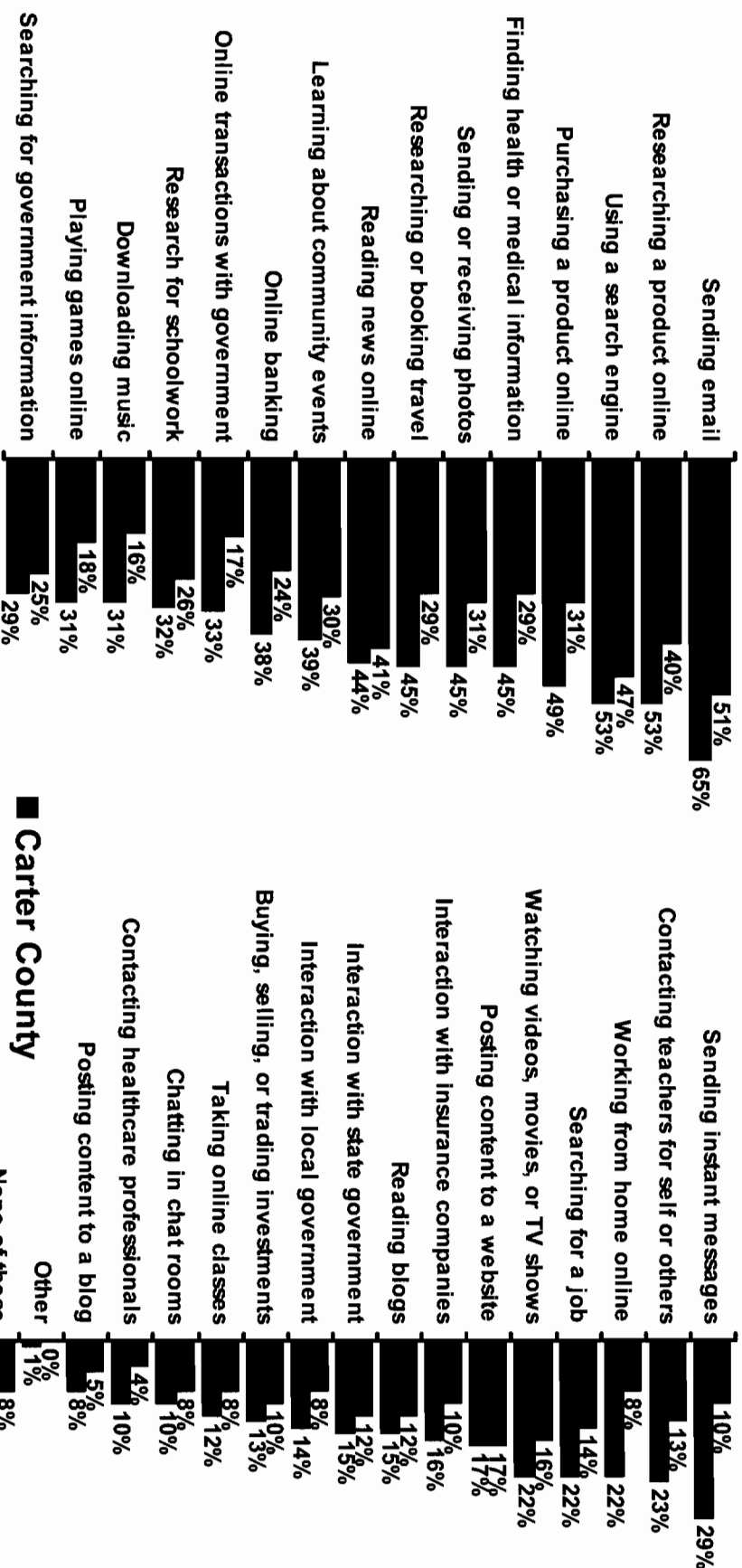


CONNECTED
Tennessee

THE TRAIL TO INNOVATION -

Internet Applications Used by Carter County Residents

Percent of residents who access the Internet
and say they use the following applications:



Q: Which of the following activities do you conduct on the Internet?
(n = 76 Carter County residents who access the Internet, weighted
by age and gender)

© Do Not Copy Without Written Permission

Source: 2007 Connected Tennessee Residential Technology Assessment

www.connectedtennessee.org

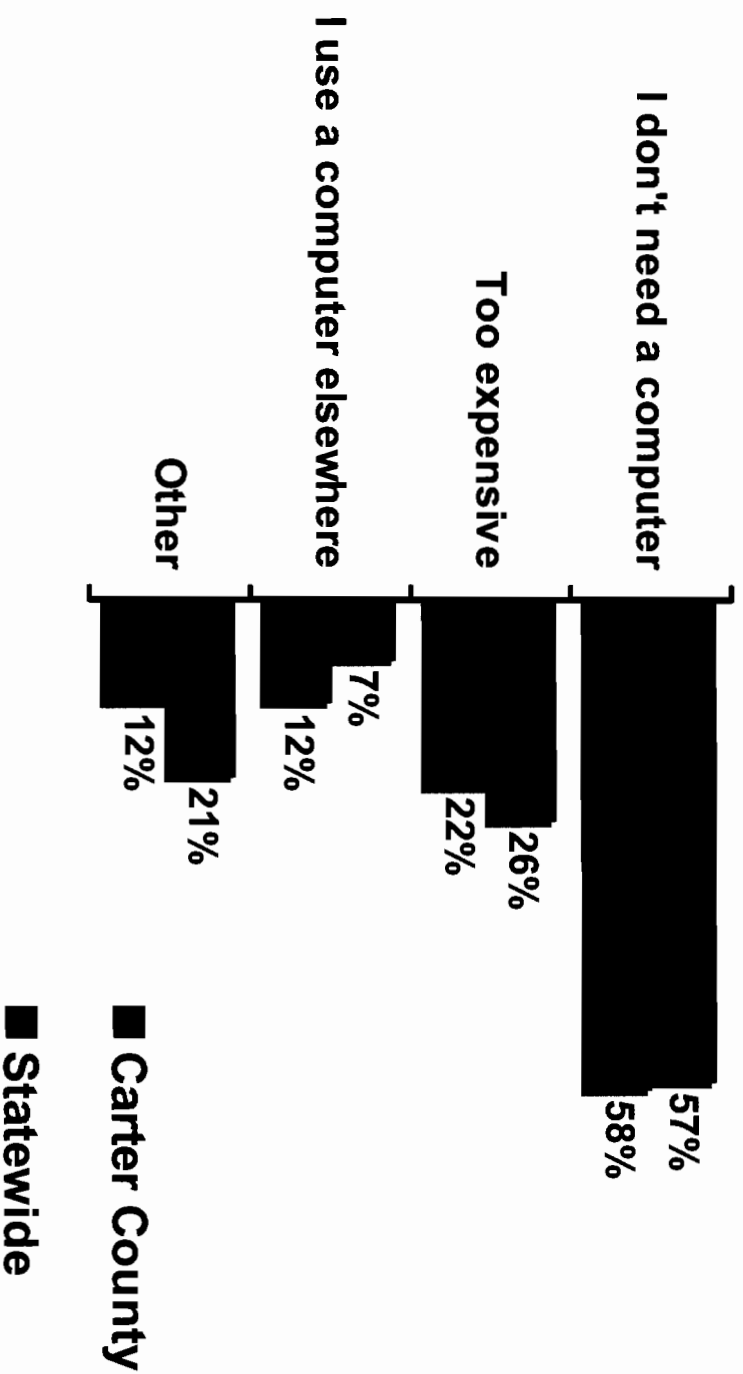


CONNECTED
Tennessee

THE TRAIL TO INNOVATION

Barriers to Computer Ownership

Why Carter County residents do not own a computer:



Q: Why don't you have a computer at home?

(n = 30 Carter County residents with no computer at home, weighted by age and gender)

© Do Not Copy Without Written Permission

Source: 2007 Connected Tennessee Residential Technology Assessment

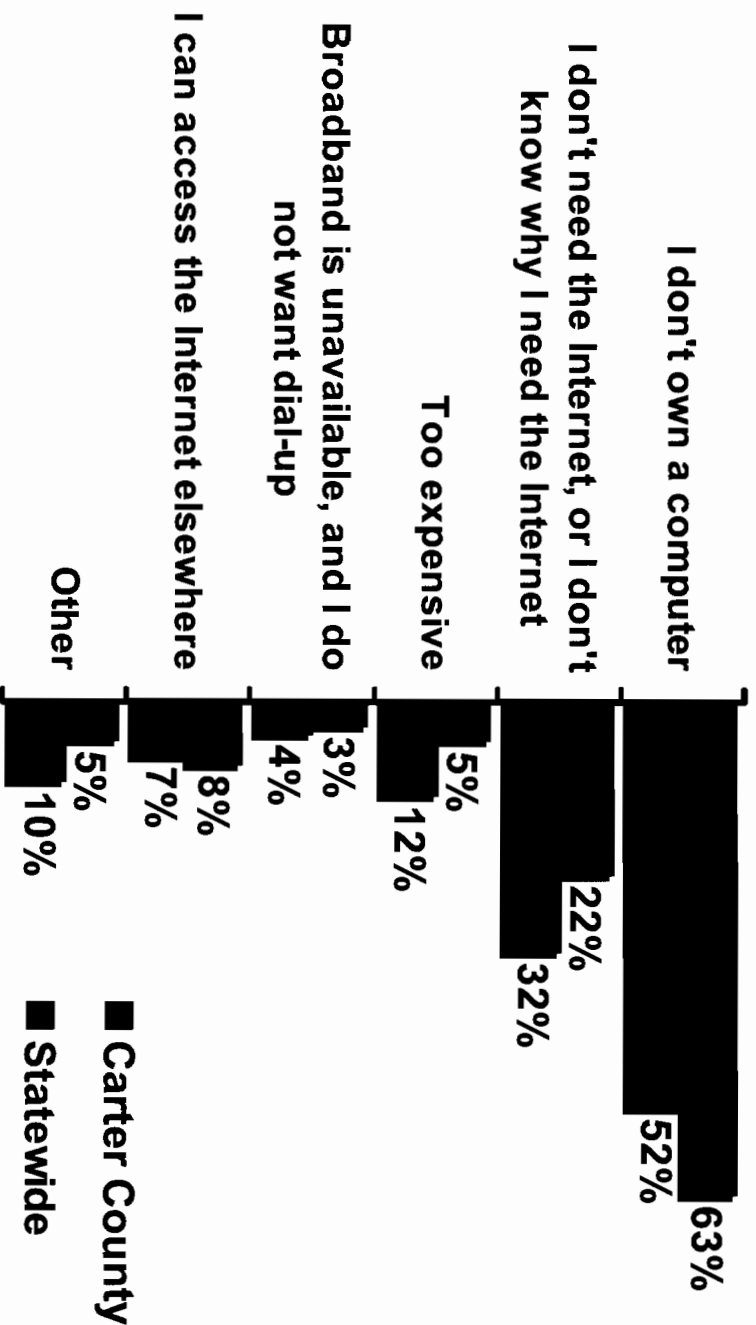
www.connectedtennessee.org



CONNECTED
Tennessee
THE TRAIL TO INNOVATION™

Barriers to Internet Adoption

Why Carter County residents do not have an Internet connection at home:



Q: Why don't you subscribe to the Internet at home?

(n = 37 Carter County residents with no Internet connection at home, weighted by age and gender)
© Do Not Copy Without Written Permission

Source: 2007 Connected Tennessee Residential Technology Assessment
www.connectedtennessee.org

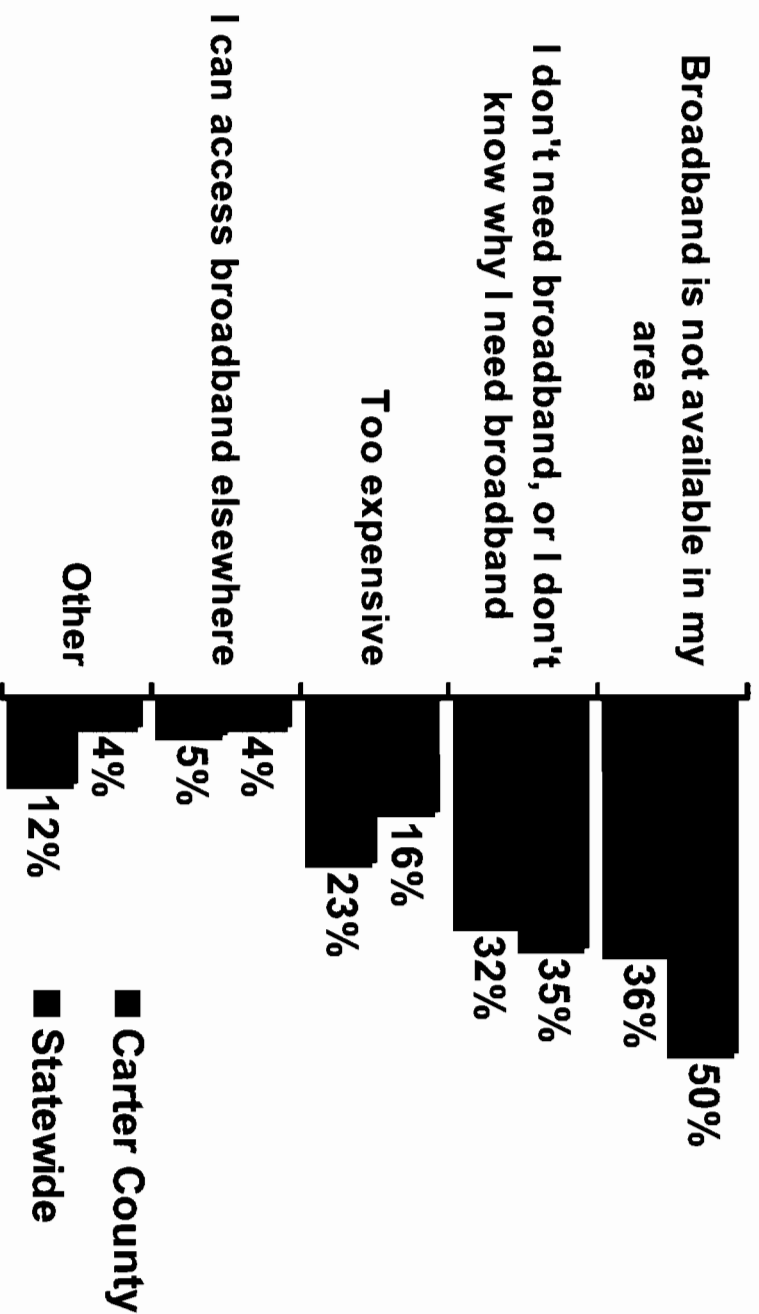


CONNECTED
Tennessee

THE TRAIL TO INNOVATION™

Barriers to Broadband Adoption

Why Carter County residents with dial-up do not subscribe to broadband:



Q: Why don't you subscribe to broadband Internet service?

(n = 26 Carter County residents who rely exclusively on dial-up service at home, weighted by age and gender)

© Do Not Copy Without Written Permission

Source: 2007 Connected Tennessee Residential Technology Assessment

www.connectedtennessee.org



CONNECTED
Tennessee
THE TRAIL TO INNOVATION™

Attribution and Contact Information

Connected Nation Research

(877) 846-7710

www.connectednation.com

Michael Ramage

Executive Director of Connected Tennessee

(615) 242-9508

mramage@connectedtn.org

www.connectedtennessee.org



CONNECTED
Tennessee
THE TRAIL TO INNOVATION™

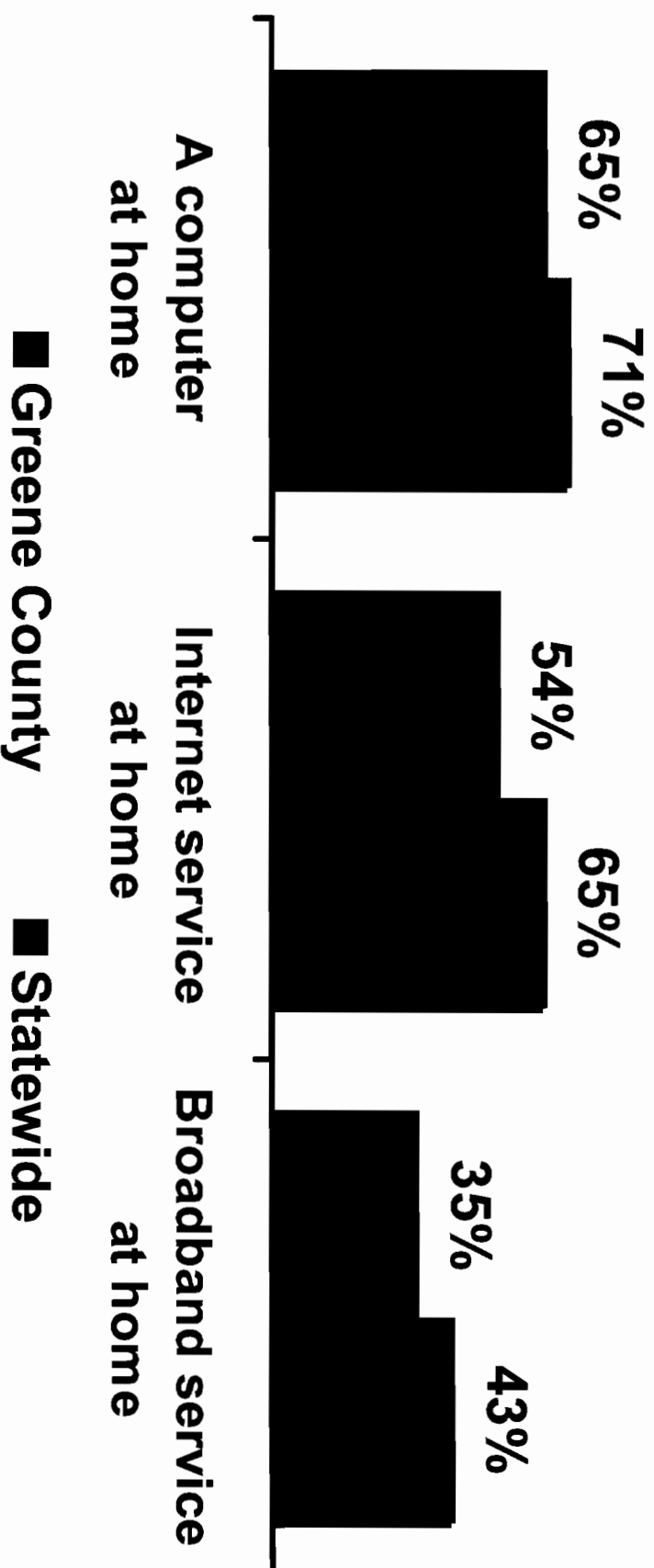
2007 Connected Tennessee Consumer Technology Assessment for Greene County, Tennessee



CONNECTED
Tennessee
THE TRAIL TO INNOVATION

Residential Technology Assessment for Greene County

Percent of residents who have:



(n = 100 Greene County residents, weighted by age and gender)

© Do Not Copy Without Written Permission

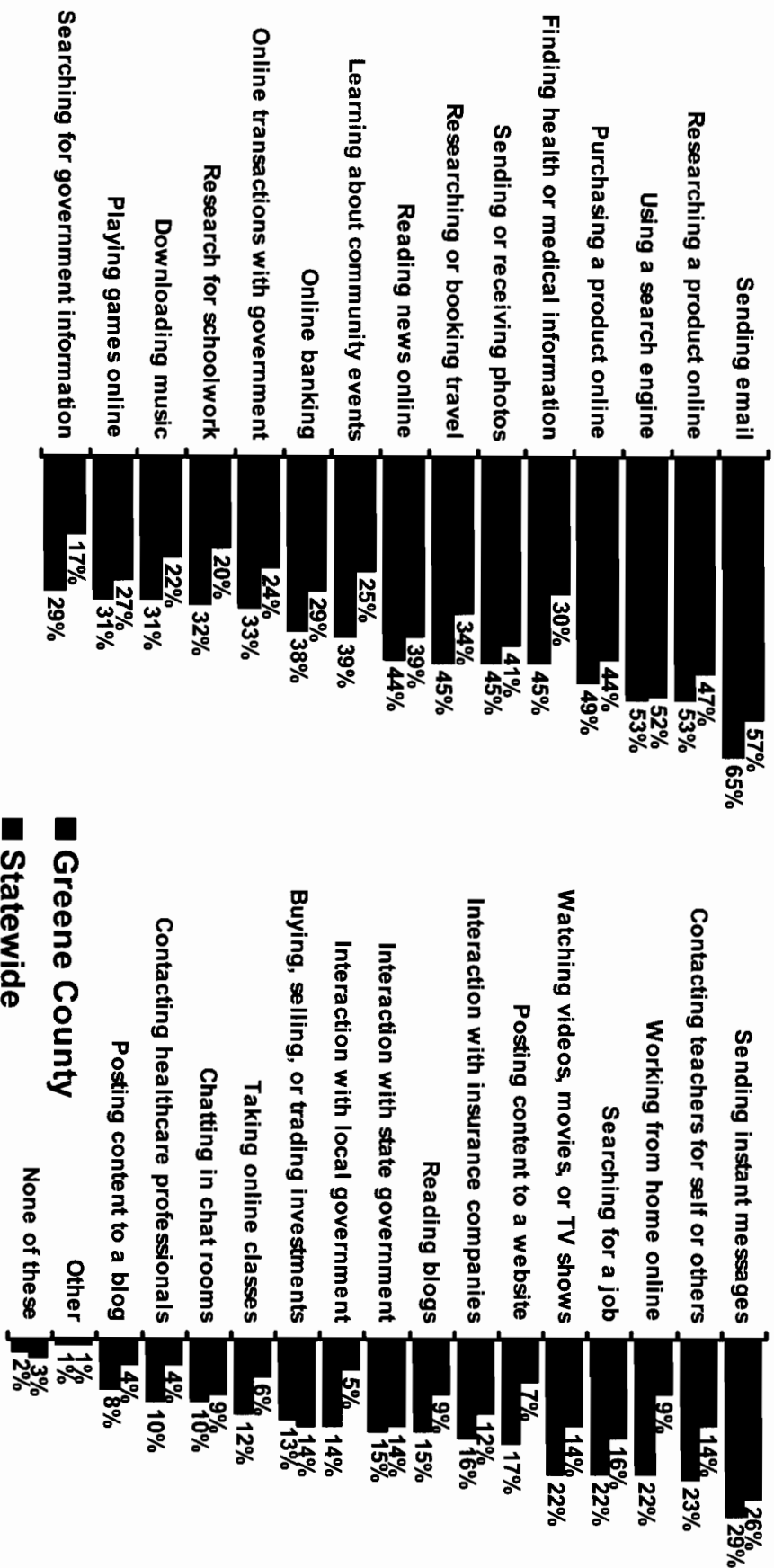
Source: 2007 Connected Tennessee Residential Technology Assessment

www.connectedtennessee.org



Internet Applications Used by Greene County Residents

Percent of residents who access the Internet
and say they use the following applications:



Q: Which of the following activities do you conduct on the Internet?
(n = 68 Greene County residents who access the Internet, weighted
by age and gender)

© Do Not Copy Without Written Permission

Source: 2007 Connected Tennessee Residential Technology Assessment

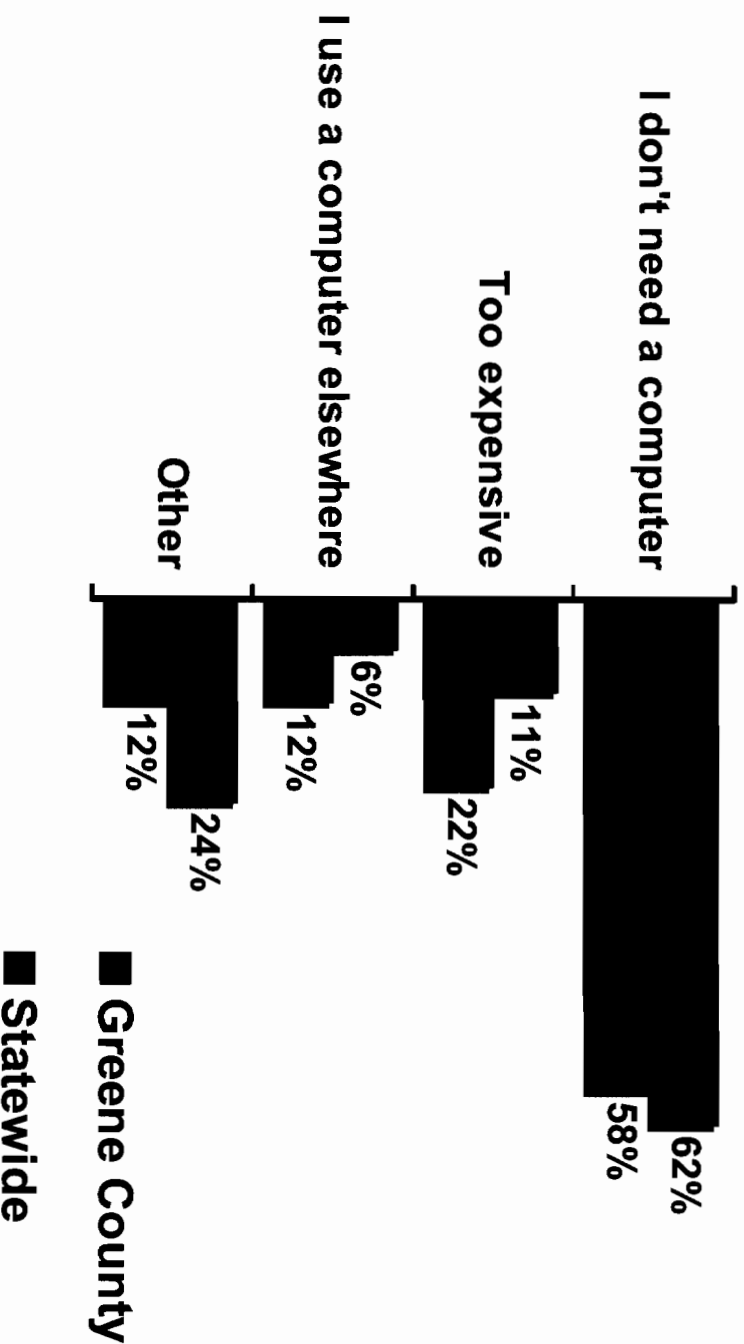
www.connectedtennessee.org



CONNECTED
Tennessee
THE TRAIL TO INNOVATION™

Barriers to Computer Ownership

Why Greene County residents do not own a computer:



Q: Why don't you have a computer at home?

(n = 34 Greene County residents with no computer at home, weighted by age and gender)

© Do Not Copy Without Written Permission

Source: 2007 Connected Tennessee Residential Technology Assessment

www.connectedtennessee.org




CONNECTED
Tennessee

THE TRAIL TO INNOVATION™

Barriers to Internet Adoption

Why Greene County residents do not have an Internet connection at home:



Q: Why don't you subscribe to the Internet at home?

(n = 44 Greene County residents with no Internet connection at home, weighted by age and gender)

© Do Not Copy Without Written Permission

Source: 2007 Connected Tennessee Residential Technology Assessment

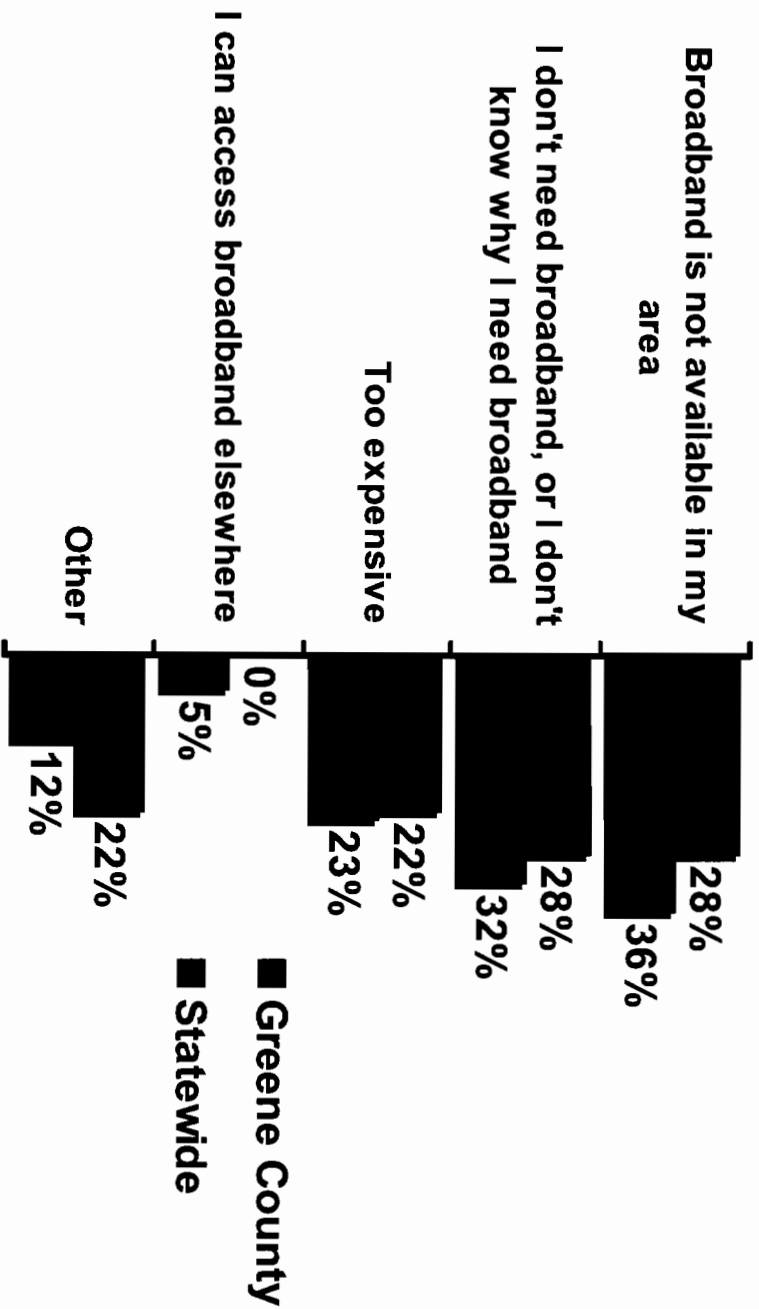
www.connectedtennessee.org



CONNECTED
Tennessee
THE TRAIL TO INNOVATION™

Barriers to Broadband Adoption

Why Greene County residents with dial-up do not subscribe to broadband:



Q: Why don't you subscribe to broadband Internet service?

(n = 18 Greene County residents who rely exclusively on dial-up service at home, weighted by age and gender)
© Do Not Copy Without Written Permission

Source: 2007 Connected Tennessee Residential Technology Assessment
www.connectedtennessee.org



CONNECTED
Tennessee
THE TRAIL TO INNOVATION™

Attribution and Contact Information

Connected Nation Research

(877) 846-7710

www.connectednation.com

Michael Ramage

Executive Director of Connected Tennessee

(615) 242-9508

mramage@connectedtn.org

www.connectedtennessee.org



CONNECTED
Tennessee


THE TRAIL TO INNOVATION™

2007 Connected Tennessee Consumer Technology Assessment for Hawkins County, Tennessee



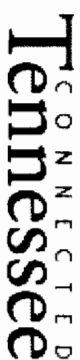
Residential Technology Assessment for Hawkins County

Percent of residents who have:



(n = 100 Hawkins County residents, weighted by age and gender)
© Do Not Copy Without Written Permission

Source: 2007 Connected Tennessee Residential Technology Assessment
www.connectedtennessee.org



THE TRAIL TO INNOVATION

Sending email	54%	65%
Researching a product online	41%	53%
Using a search engine	40%	53%
Purchasing a product online	35%	49%
Finding health or medical information	33%	45%
Sending or receiving photos	38%	45%
Researching or booking travel	30%	45%
Reading news online	39%	44%
Learning about community events	25%	39%
Online banking	19%	38%
Online transactions with government	18%	33%
Research for schoolwork	22%	32%
Downloading music	16%	31%
Playing games online	23%	31%
Searching for government information	23%	29%

Activity	Hawkins County	Statewide
Sending instant messages	19%	29%
Contacting teachers for self or others	11%	23%
Working from home online	13%	22%
Searching for a job	13%	22%
Watching videos, movies, or TV shows	6%	22%
Posting content to a website	12%	17%
Interaction with insurance companies	10%	16%
Reading blogs	5%	15%
Interaction with state government	8%	15%
Interaction with local government	4%	14%
Buying, selling, or trading investments	3%	13%
Taking online classes	8%	12%
Chatting in chat rooms	4%	10%
Contacting healthcare professionals	7%	10%
Posting content to a blog	5%	8%
Other	1%	4%
None of these	2%	2%

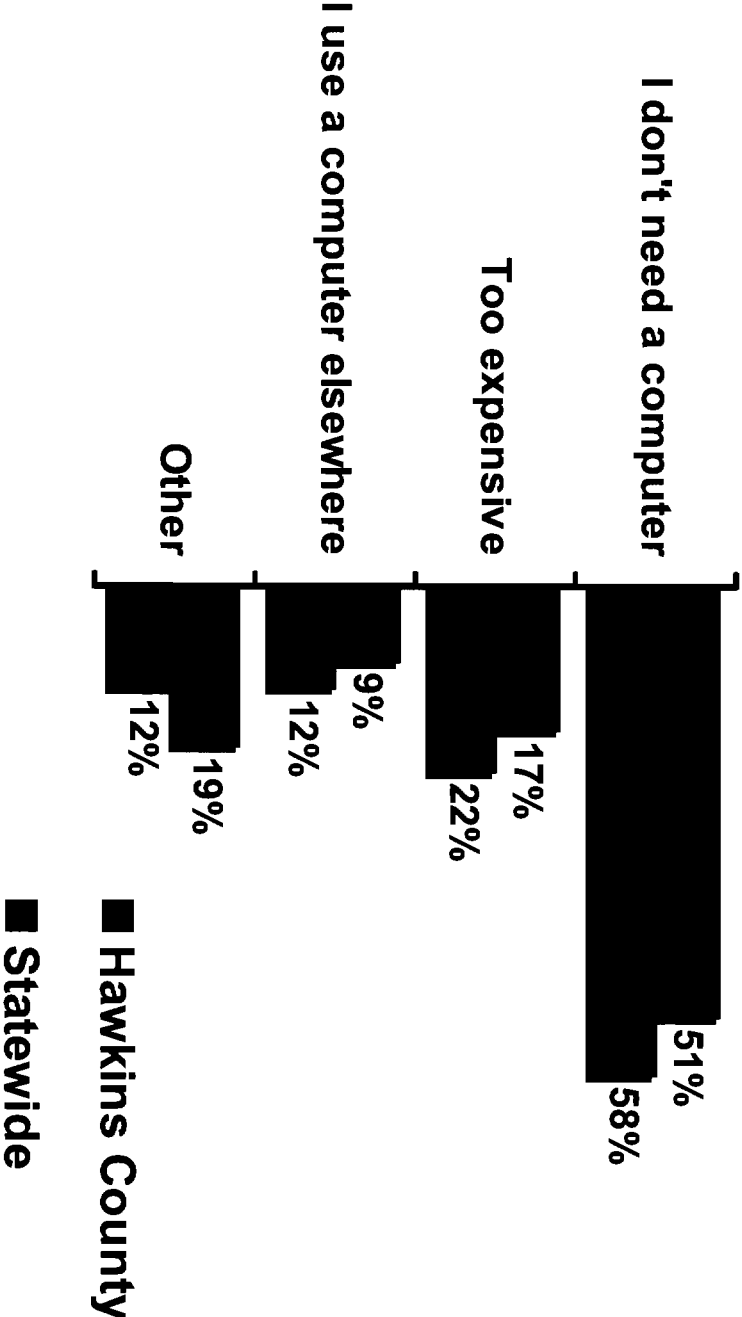
Source: 2007 Connected Tennessee Residential Technology Assessment
www.connectedtennessee.org



CONNECTED
Tennessee
THE TRAIL TO INNOVATION.

Barriers to Computer Ownership

Why Hawkins County residents do not own a computer:



Q: Why don't you have a computer at home?

(n = 32 Hawkins County residents with no computer at home, weighted by age and gender)

© Do Not Copy Without Written Permission


Source: 2007 Connected Tennessee Residential Technology Assessment

www.connectedtennessee.org



Barriers to Internet Adoption

Why Hawkins County residents do not have an Internet connection at home:



Q: Why don't you subscribe to the Internet at home?

(n = 35 Hawkins County residents with no Internet connection at home, weighted by age and gender)

© Do Not Copy Without Written Permission

Source: 2007 Connected Tennessee Residential Technology Assessment

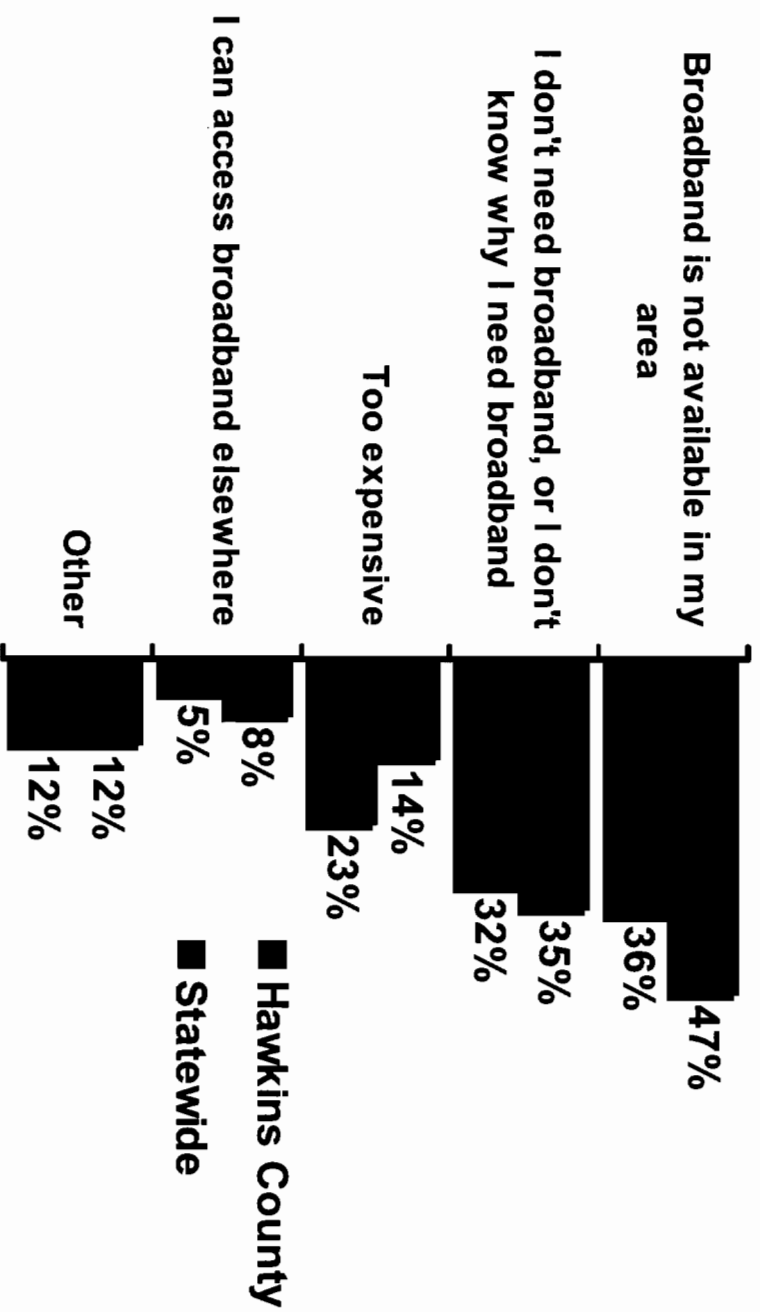
www.connectedtennessee.org



CONNECTED
Tennessee
THE TRAIL TO INNOVATION

Barriers to Broadband Adoption

Why Hawkins County residents with dial-up do not subscribe to broadband:



Q: Why don't you subscribe to broadband Internet service?

(n = 27 Hawkins County residents who rely exclusively on dial-up service at home, weighted by age and gender)

© Do Not Copy Without Written Permission

Source: 2007 Connected Tennessee Residential Technology Assessment

www.connectedtennessee.org



**CONNECTED
Tennessee**
THE TRAIL TO INNOVATION

Attribution and Contact Information

Connected Nation Research

(877) 846-7710

www.connectednation.com

Michael Ramage

Executive Director of Connected Tennessee

(615) 242-9508

mramage@connectedtn.org

www.connectedtennessee.org



CONNECTED
Tennessee
THE TRAIL TO INNOVATION™

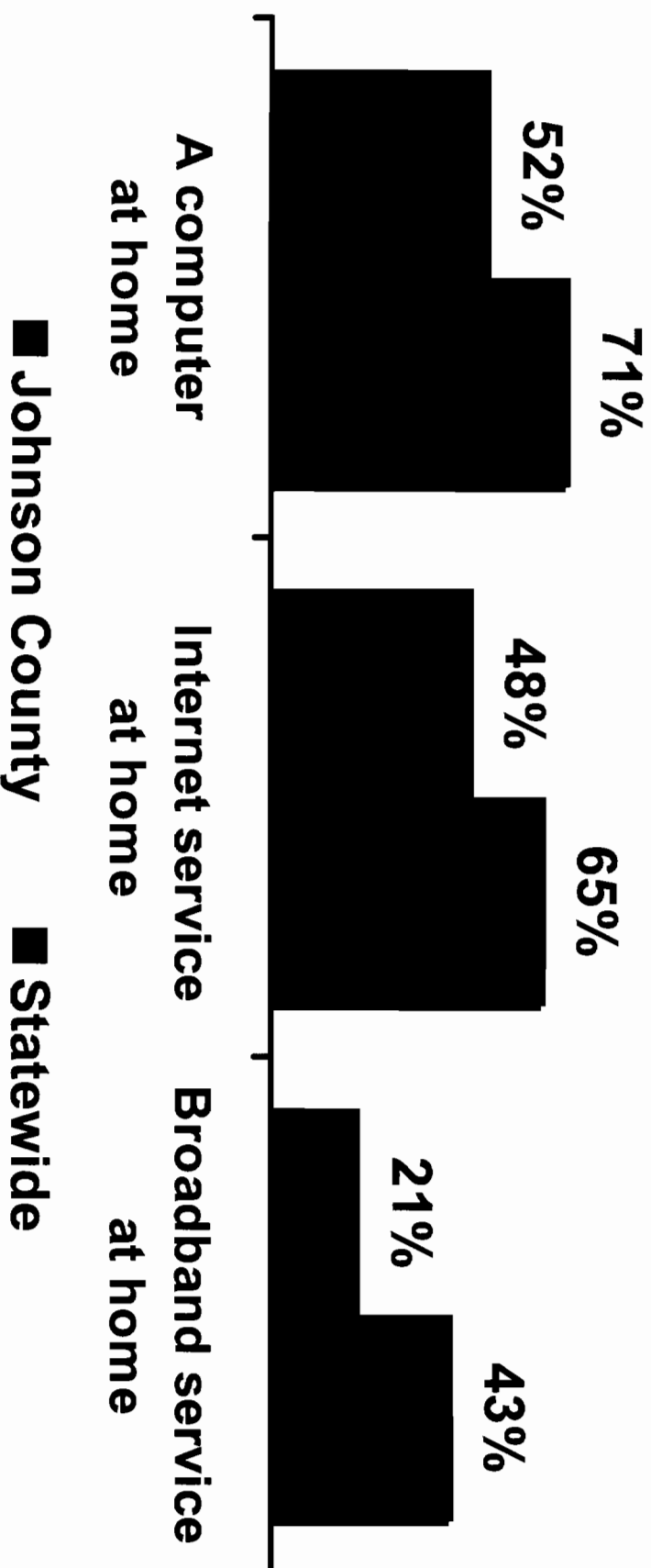
2007 Connected Tennessee Consumer Technology Assessment for Johnson County, Tennessee



CONNECTED
Tennessee
THE TRAIL TO INNOVATION

Residential Technology Assessment for Johnson County

Percent of residents who have:



(n = 100 Johnson County residents, weighted by age and gender)

Source: 2007 Connected Tennessee Residential Technology Assessment

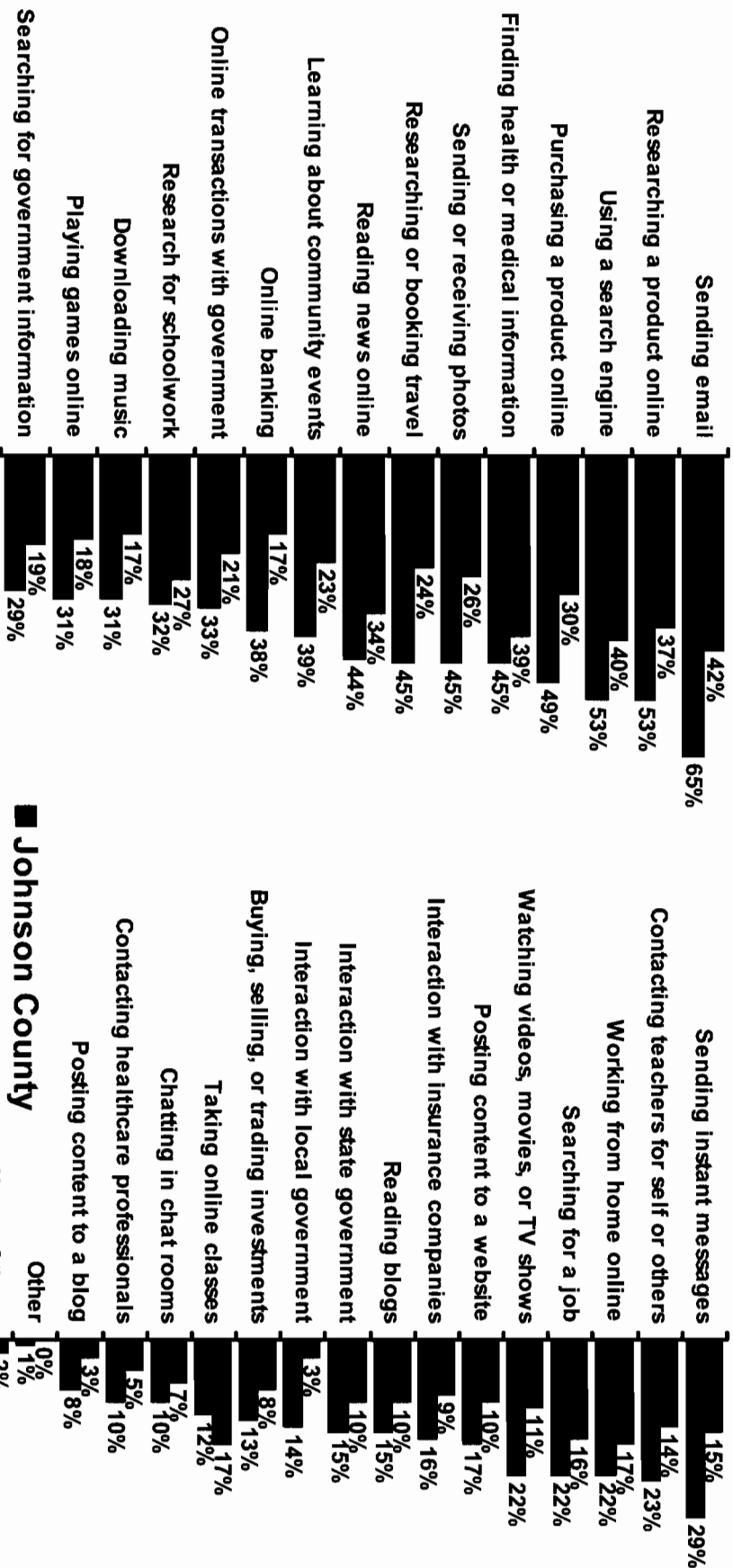
© Do Not Copy Without Written Permission

www.connectedtennessee.org



Internet Applications Used by Johnson County Residents

Percent of residents who access the Internet
and say they use the following applications:



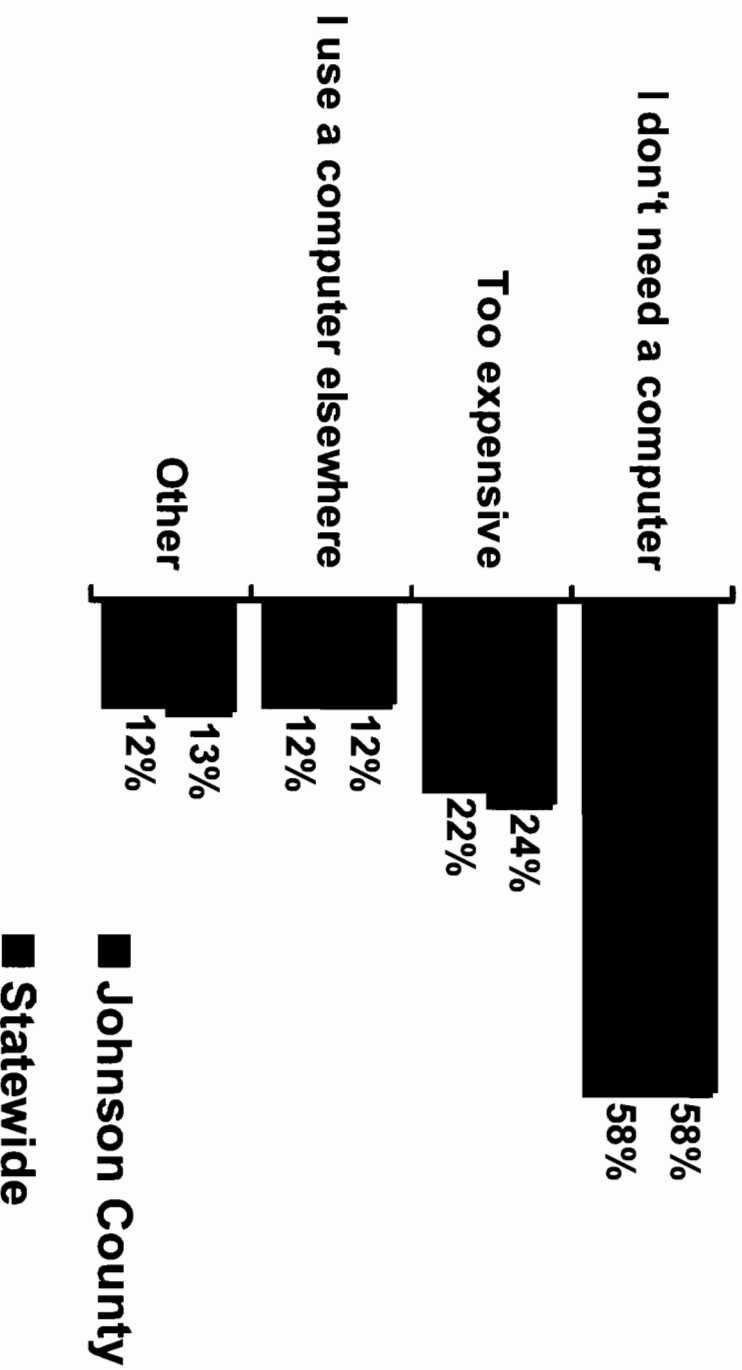
Q: Which of the following activities do you conduct on the Internet?
(n = 66 Johnson County residents who access the Internet,
weighted by age and gender)
© Do Not Copy Without Written Permission

Source: 2007 Connected Tennessee Residential Technology Assessment
www.connectedtennessee.org



Barriers to Computer Ownership

Why Johnson County residents do not own a computer:



Q: Why don't you have a computer at home?

(n = 46 Johnson County residents with no computer at home, weighted by age and gender)

© Do Not Copy Without Written Permission


Source: 2007 Connected Tennessee Residential Technology Assessment

www.connectedtennessee.org



Barriers to Internet Adoption

Why Johnson County residents do not have an Internet connection at home:



Q: Why don't you subscribe to the Internet at home?

(n = 49 Johnson County residents with no Internet connection at home, weighted by age and gender)

© Do Not Copy Without Written Permission

Source: 2007 Connected Tennessee Residential Technology Assessment

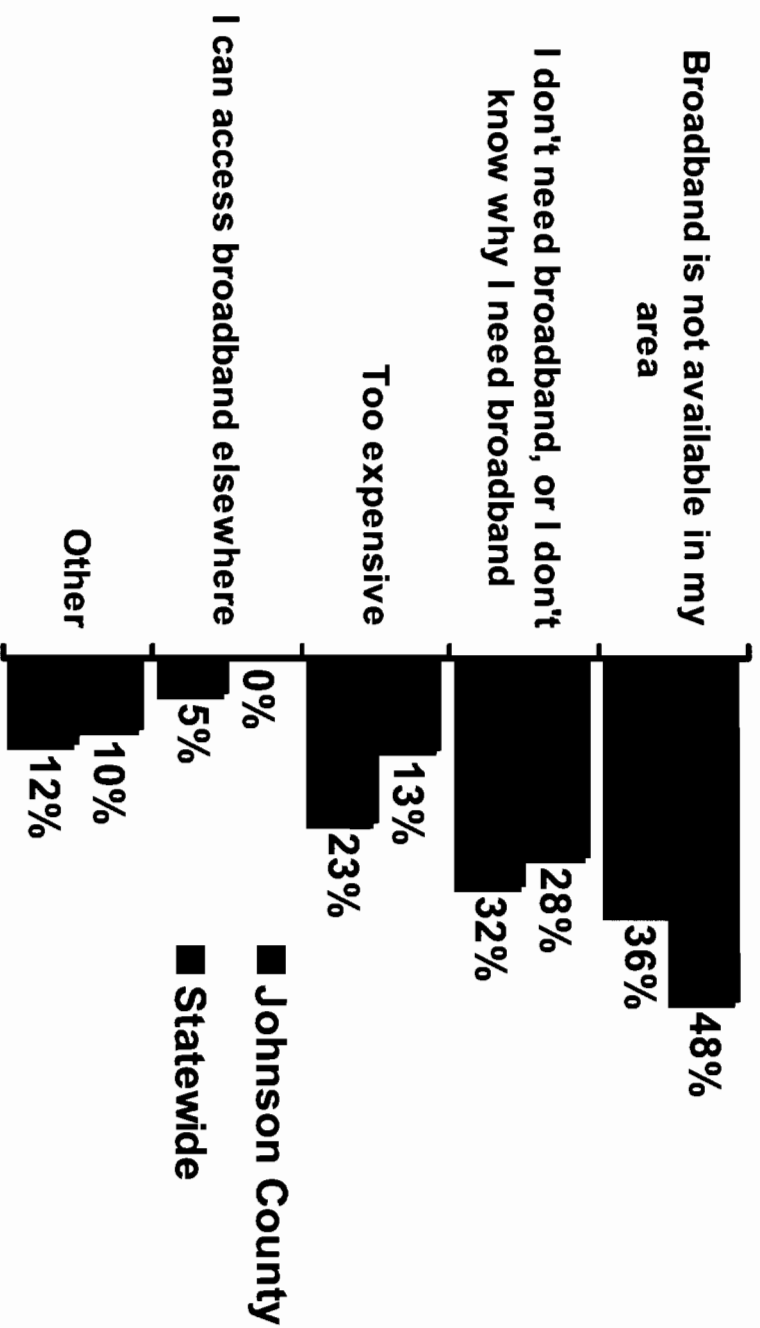
www.connectedtennessee.org



CONNECTED
Tennessee
THE TRAIL TO INNOVATION

Barriers to Broadband Adoption

Why Johnson County residents with dial-up do not subscribe to broadband:



Q: Why don't you subscribe to broadband Internet service?

(n = 22 Johnson County residents who rely exclusively on dial-up service at home, weighted by age and gender)

© Do Not Copy Without Written Permission

Source: 2007 Connected Tennessee Residential Technology Assessment

www.connectedtennessee.org



CONNECTED
Tennessee
THE TRAIL TO INNOVATION™

Attribution and Contact Information

Connected Nation Research

(877) 846-7710

www.connectednation.com

Michael Ramage

Executive Director of Connected Tennessee

(615) 242-9508

mramage@connectedtn.org

www.connectedtennessee.org



CONNECTED
Tennessee
THE TRAIL TO INNOVATION™


2007 Connected Tennessee Consumer Technology Assessment for Sullivan County, Tennessee



CONNECTED
Tennessee
THE TRAIL TO INNOVATION™

Residential Technology Assessment for Sullivan County

Percent of residents who have:



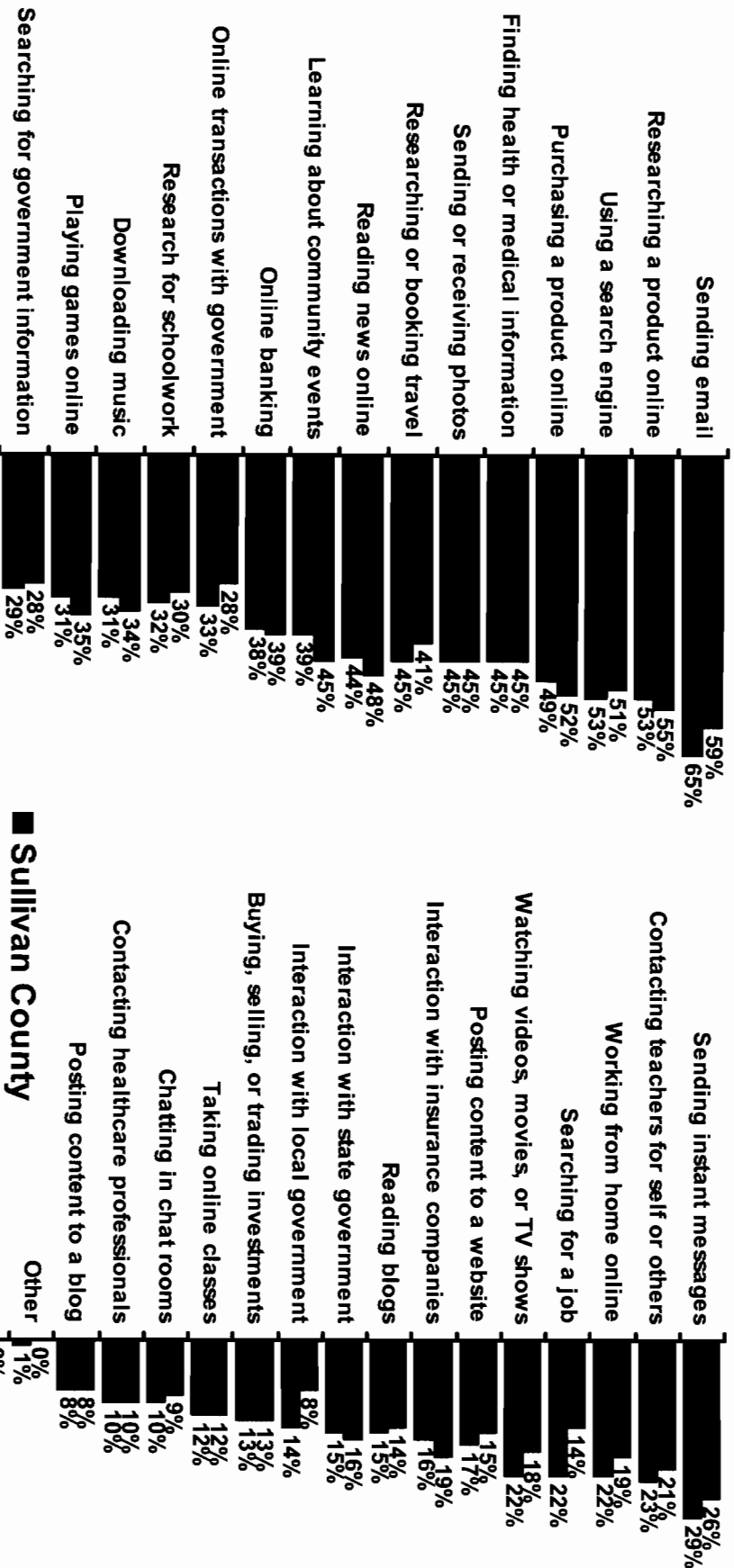
(n = 100 Sullivan County residents, weighted by age and gender)
© Do Not Copy Without Written Permission

Source: 2007 Connected Tennessee Residential Technology Assessment
www.connectedtennessee.org



Internet Applications Used by Sullivan County Residents

Percent of residents who access the Internet
and say they use the following applications:



Q: Which of the following activities do you conduct on the Internet?
(n = 72 Sullivan County residents who access the Internet,
weighted by age and gender)

© Do Not Copy Without Written Permission

Source: 2007 Connected Tennessee Residential Technology Assessment

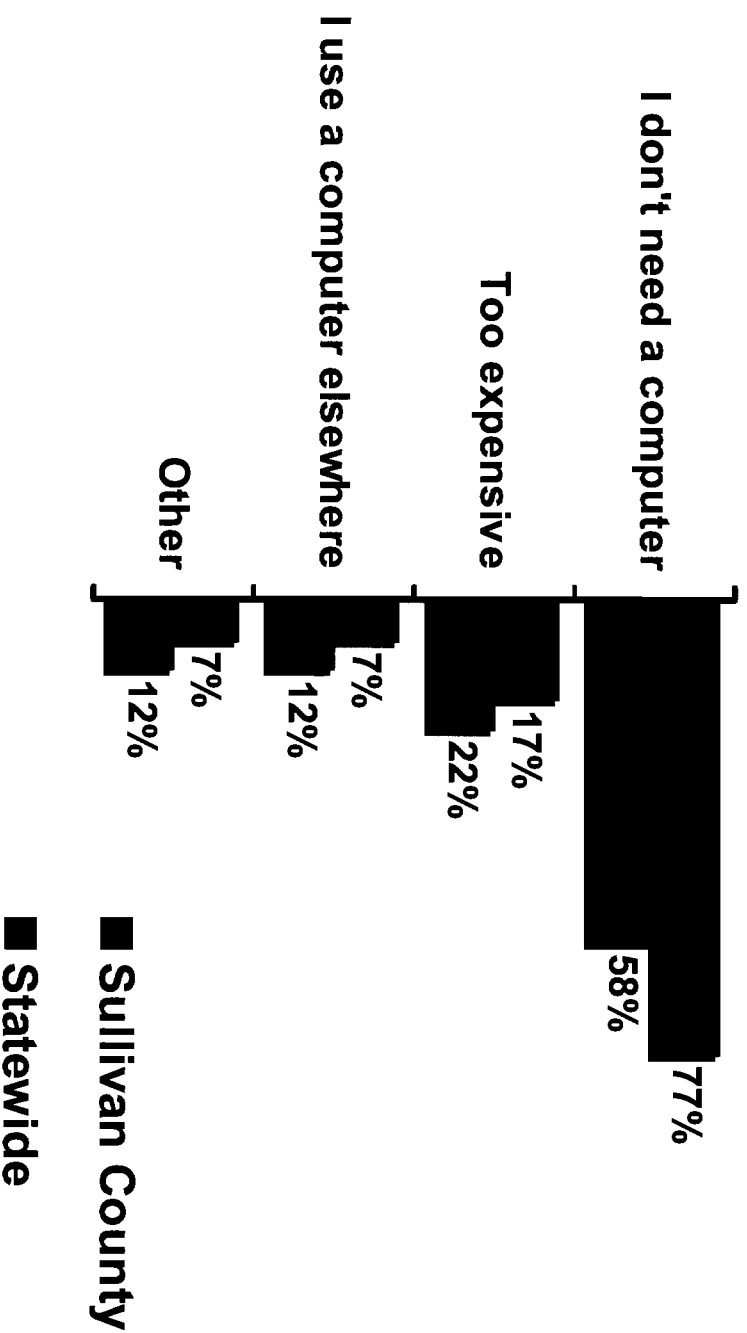
www.connectedtennessee.org



CONNECTED
Tennessee
THE TRAIL TO INNOVATION.

Barriers to Computer Ownership

Why Sullivan County residents do not own a computer:



Q: Why don't you have a computer at home?

(n = 28 Sullivan County residents with no computer at home, weighted by age and gender)

© Do Not Copy Without Written Permission

Source: 2007 Connected Tennessee Residential Technology Assessment


www.connectedtennessee.org



CONNECTED
Tennessee
THE TRAIL TO INNOVATION™

Barriers to Internet Adoption

Why Sullivan County residents do not have an Internet connection at home:



Q: Why don't you subscribe to the Internet at home?

(n = 33 Sullivan County residents with no Internet connection at home, weighted by age and gender)

© Do Not Copy Without Written Permission

Source: 2007 Connected Tennessee Residential Technology Assessment

www.connectedtennessee.org

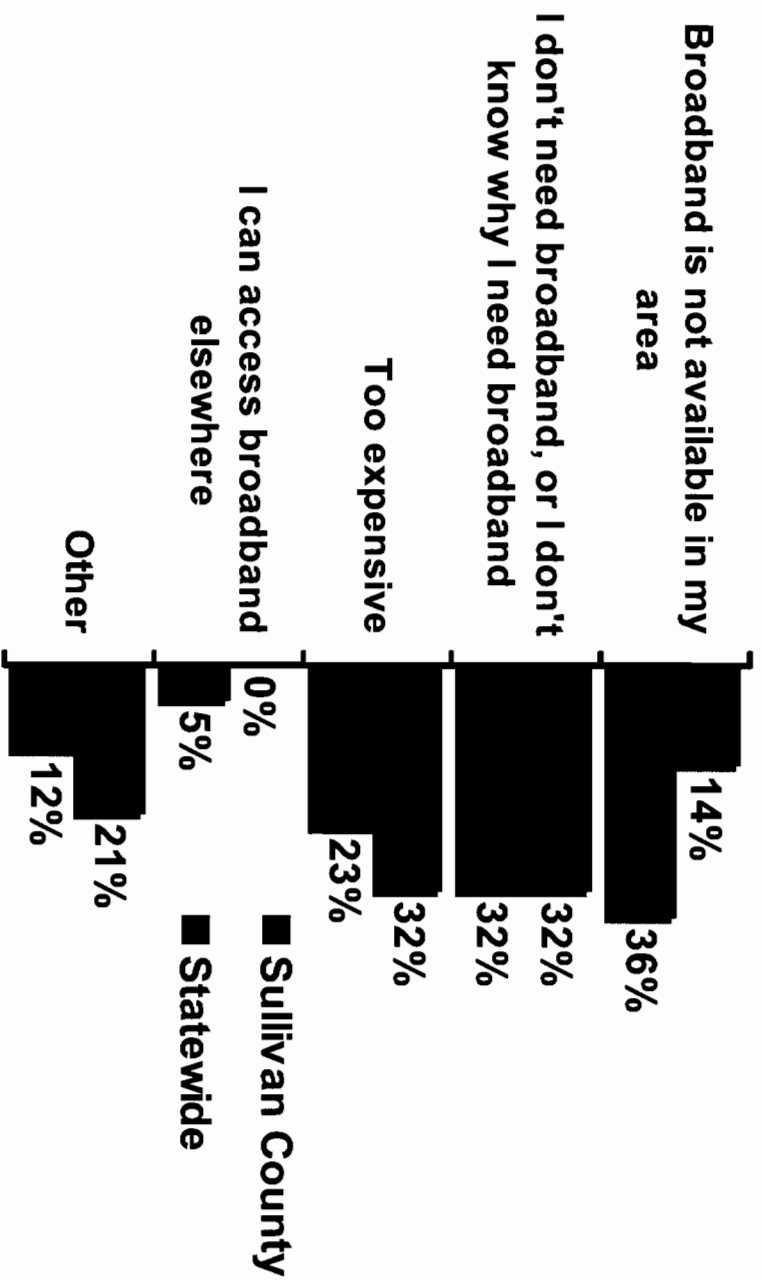


CONNECTED
Tennessee

THE TRAIL TO INNOVATION

Barriers to Broadband Adoption

Why Sullivan County residents with dial-up do not subscribe to broadband:



Q: Why don't you subscribe to broadband Internet service?

(n = 13 Sullivan County residents who rely exclusively on dial-up service at home, weighted by age and gender)

© Do Not Copy Without Written Permission

Source: 2007 Connected Tennessee Residential Technology Assessment

www.connectedtennessee.org



**CONNECTED
Tennessee**
THE TRAIL TO INNOVATION™

Attribution and Contact Information

Connected Nation Research

(877) 846-7710

www.connectednation.com

Michael Ramage

Executive Director of Connected Tennessee

(615) 242-9508

mramage@connectedtn.org

www.connectedtennessee.org



CONNECTED
Tennessee

THE TRAIL TO INNOVATION™


2007 Connected Tennessee Consumer Technology Assessment for Washington County, Tennessee



CONNECTED
Tennessee
THE TRAIL TO INNOVATION

Residential Technology Assessment for Washington County

Percent of residents who have:



(n = 100 Washington County residents, weighted by age and gender)
© Do Not Copy Without Written Permission

Source: 2007 Connected Tennessee Residential Technology Assessment
www.connectedtennessee.org

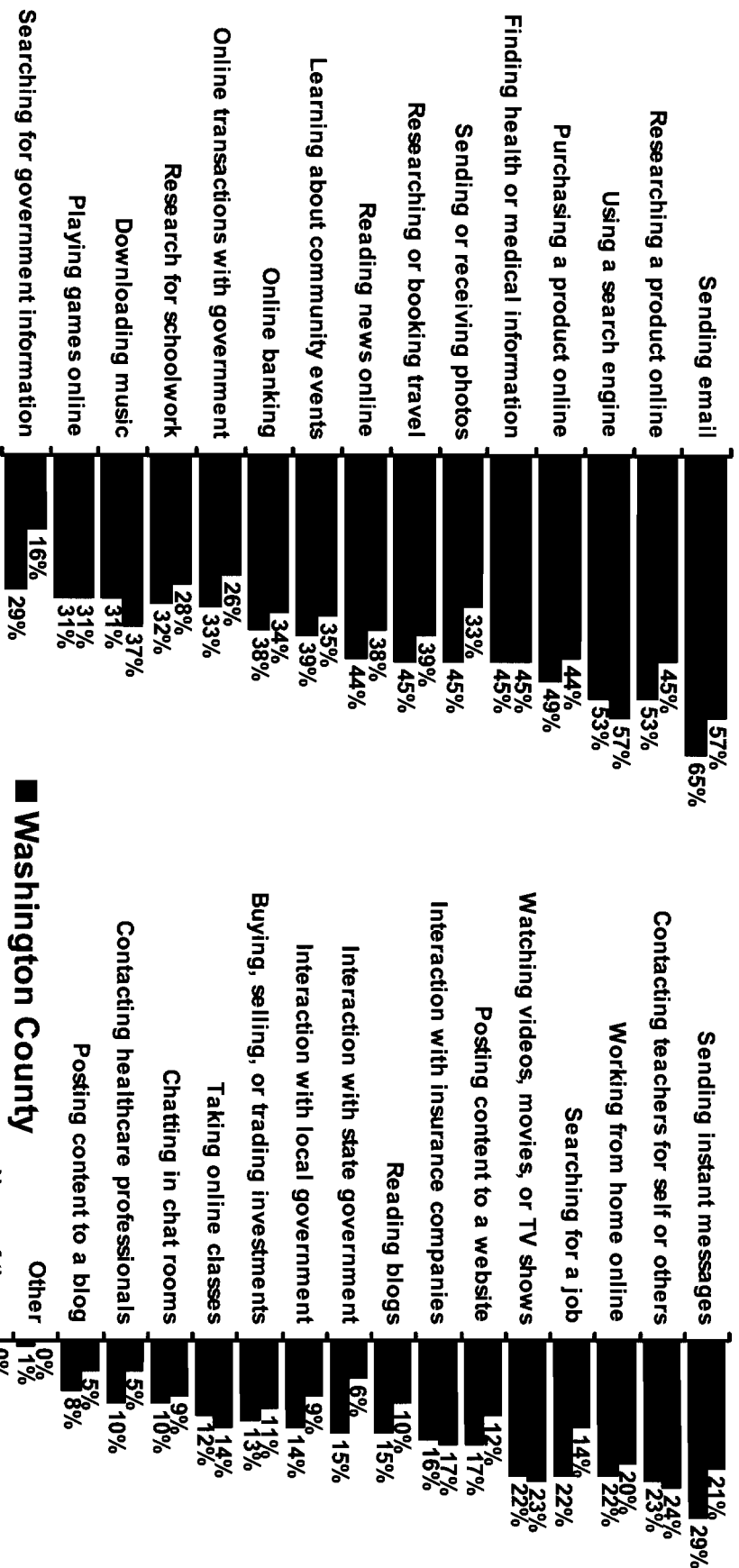


CONNECTED
Tennessee

THE TRAIL TO INNOVATION™

Internet Applications Used by Washington County Residents

Percent of residents who access the Internet
and say they use the following applications:



Q: Which of the following activities do you conduct on the Internet?
(n = 80 Washington County residents who access the Internet,
weighted by age and gender)

Source: 2007 Connected Tennessee Residential Technology Assessment

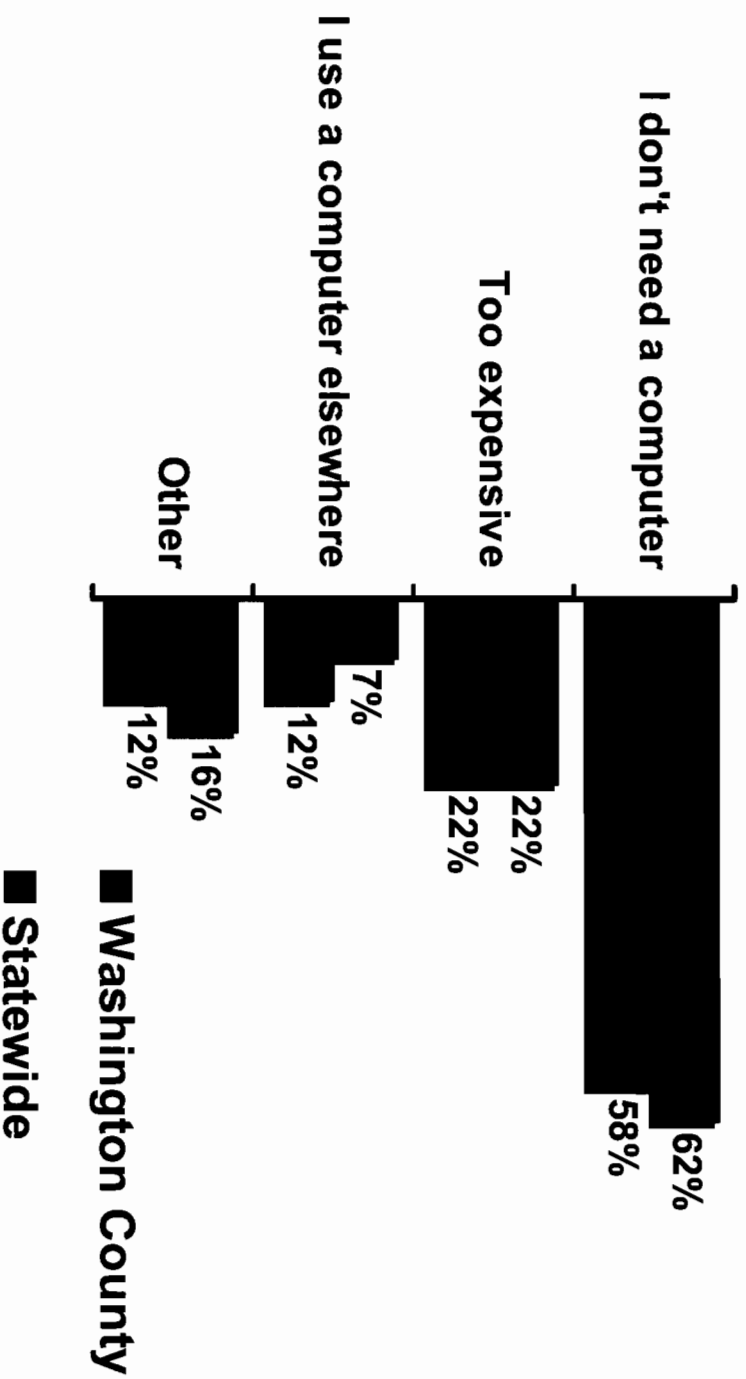
© Do Not Copy Without Written Permission

www.connectedtennessee.org



Barriers to Computer Ownership

Why Washington County residents do not own a computer:



Q: Why don't you have a computer at home?

(n = 26 Washington County residents with no computer at home, weighted by age and gender)

© Do Not Copy Without Written Permission

Source: 2007 Connected Tennessee Residential Technology Assessment

www.connectedtennessee.org




CONNECTED
Tennessee

THE TRAIL TO INNOVATION™

Barriers to Internet Adoption

Why Washington County residents do not have an Internet connection at home:



Q. Why don't you subscribe to the Internet at home?

(n = 31 Washington County residents with no Internet connection at home, weighted by age and gender)

© Do Not Copy Without Written Permission

Source: 2007 Connected Tennessee Residential Technology Assessment

www.connectedtennessee.org

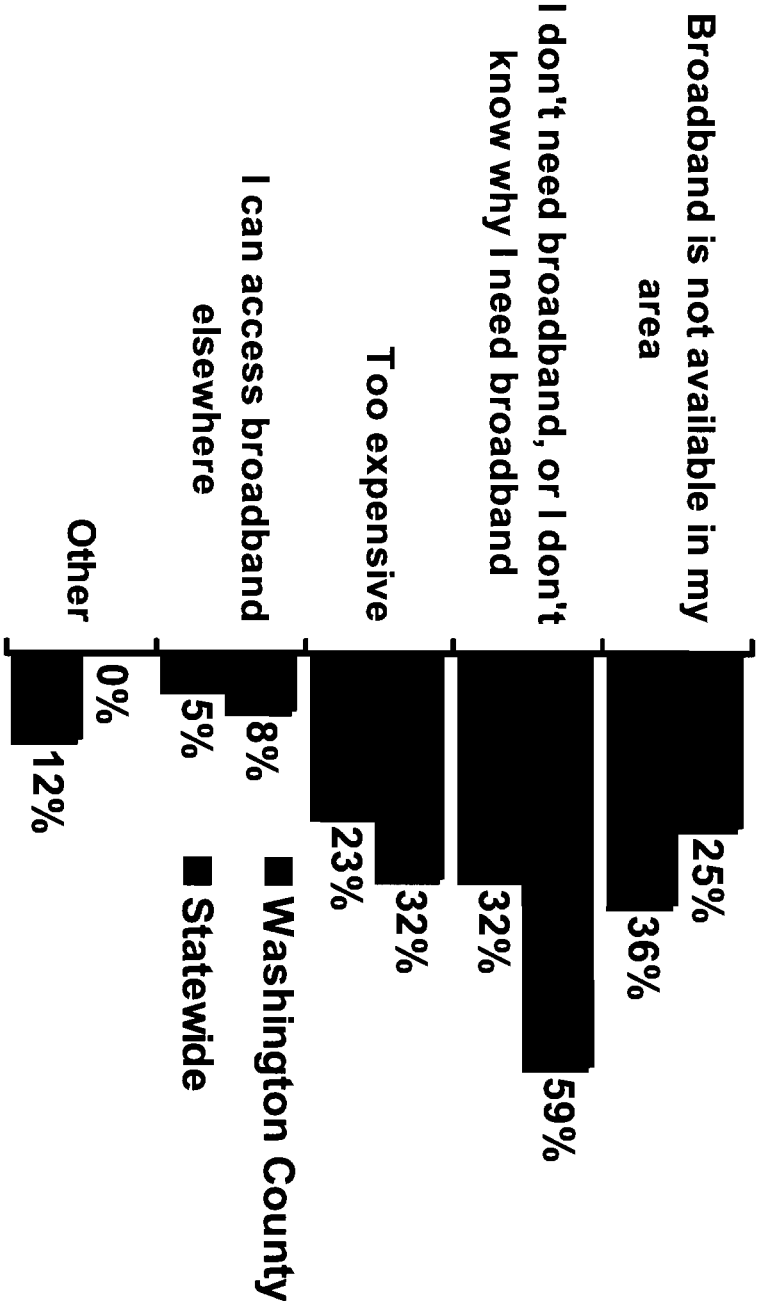


CONNECTED
Tennessee

THE TRAIL TO INNOVATION

Barriers to Broadband Adoption

Why Washington County residents with dial-up do not subscribe to broadband:



Q: Why don't you subscribe to broadband Internet service?

(n = 12 Washington County residents who rely exclusively on dial-up service at home, weighted by age and gender)

© Do Not Copy Without Written Permission

Source: 2007 Connected Tennessee Residential Technology Assessment

www.connectedtennessee.org



CONNECTED
Tennessee
THE TRAIL TO INNOVATION™

Attribution and Contact Information

Connected Nation Research

(877) 846-7710

www.connectednation.com

Michael Ramage

Executive Director of Connected Tennessee

(615) 242-9508

mramage@connectedtn.org

www.connectedtennessee.org



CONNECTED
Tennessee
THE TRAIL TO INNOVATION™

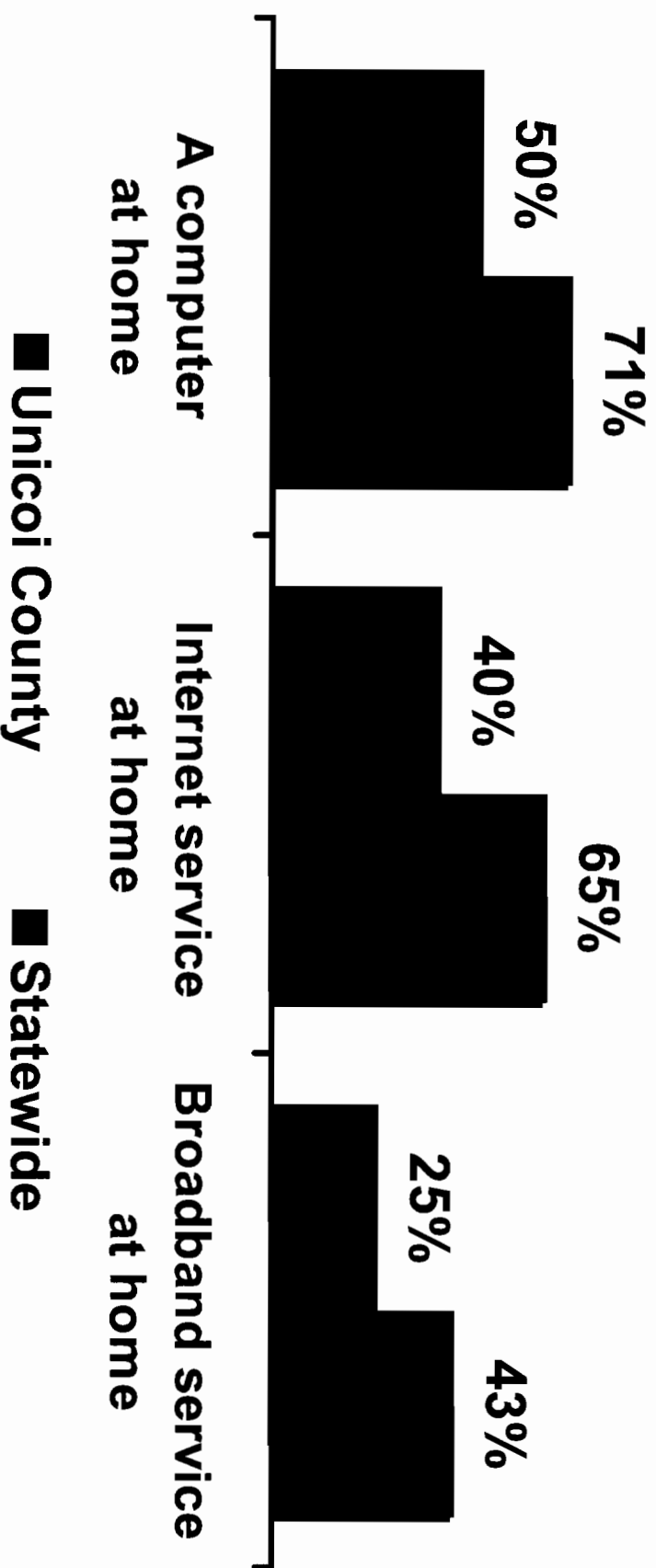
2007 Connected Tennessee Consumer Technology Assessment for Unicoi County, Tennessee



CONNECTED
Tennessee
THE TRAIL TO INNOVATION™

Residential Technology Assessment for Unicoi County

Percent of residents who have:



(n = 100 Unicoi County residents, weighted by age and gender)

Source: 2007 Connected Tennessee Residential Technology Assessment

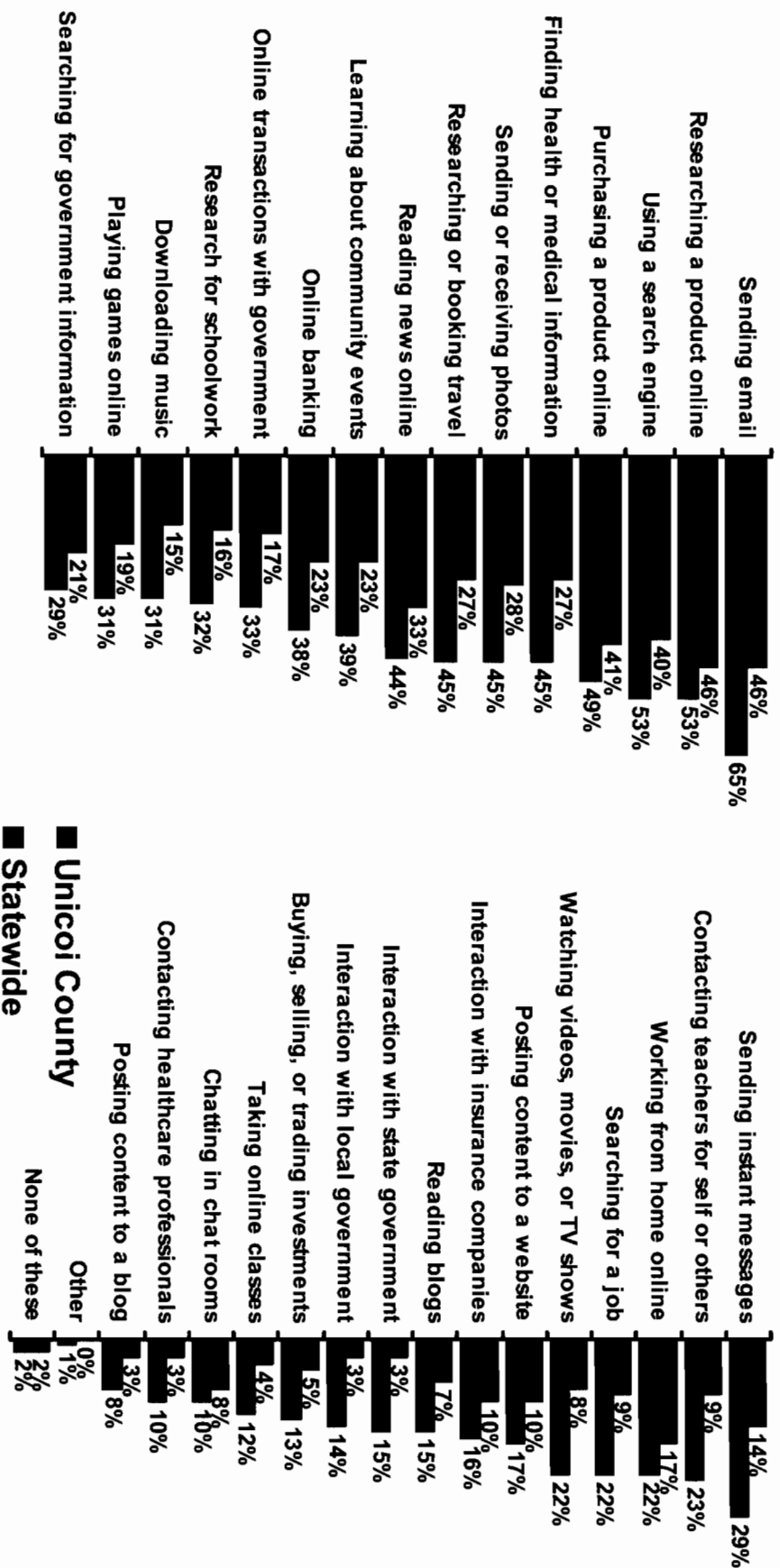
© Do Not Copy Without Written Permission

www.connectedtennessee.org



Internet Applications Used by Unicoi County Residents

Percent of residents who access the Internet
and say they use the following applications:



Q: Which of the following activities do you conduct on the Internet?
(n = 66 Unicoi County residents who access the Internet, weighted
by age and gender)

© Do Not Copy Without Written Permission

Source: 2007 Connected Tennessee Residential Technology Assessment

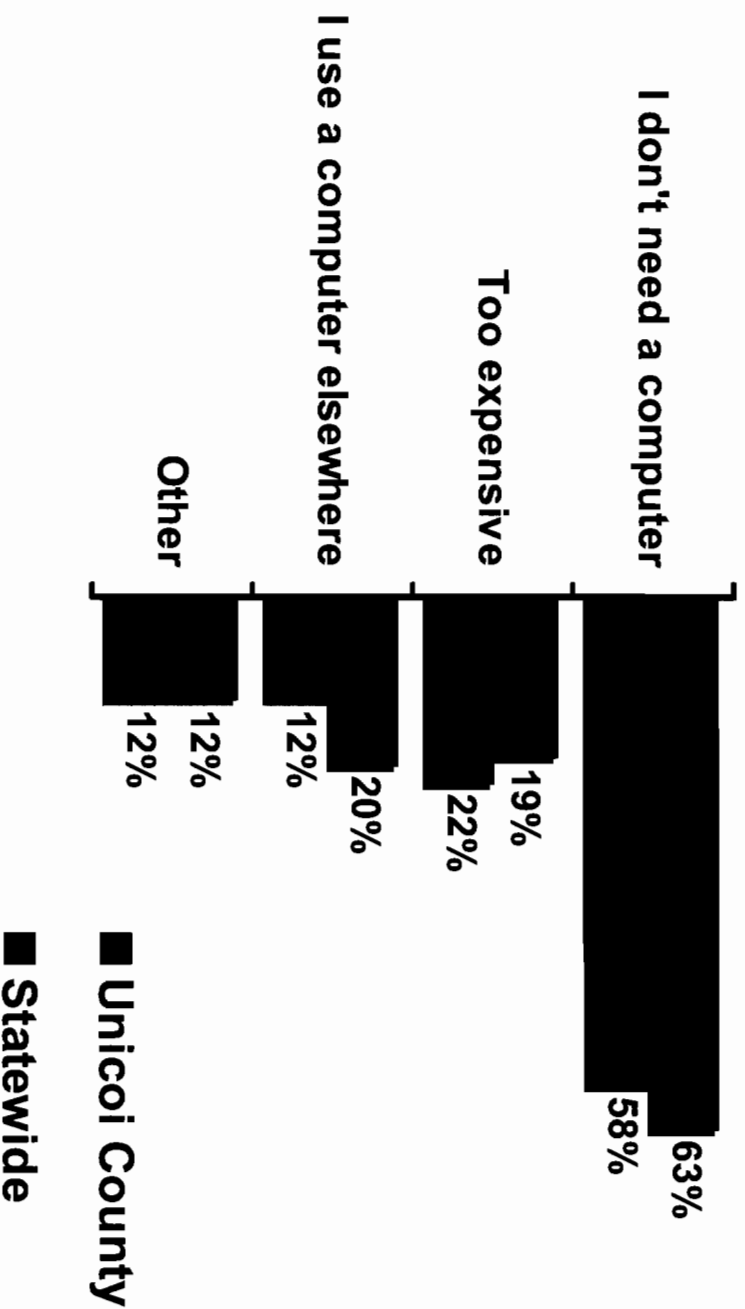
www.connectedtennessee.org



CONNECTED
Tennessee
THE TRAIL TO INNOVATION™

Barriers to Computer Ownership

Why Unicoi County residents do not own a computer:



Q: Why don't you have a computer at home?

(n = 47 Unicoi County residents with no computer at home, weighted by age and gender)

© Do Not Copy Without Written Permission

Source: 2007 Connected Tennessee Residential Technology Assessment

www.connectedtennessee.org

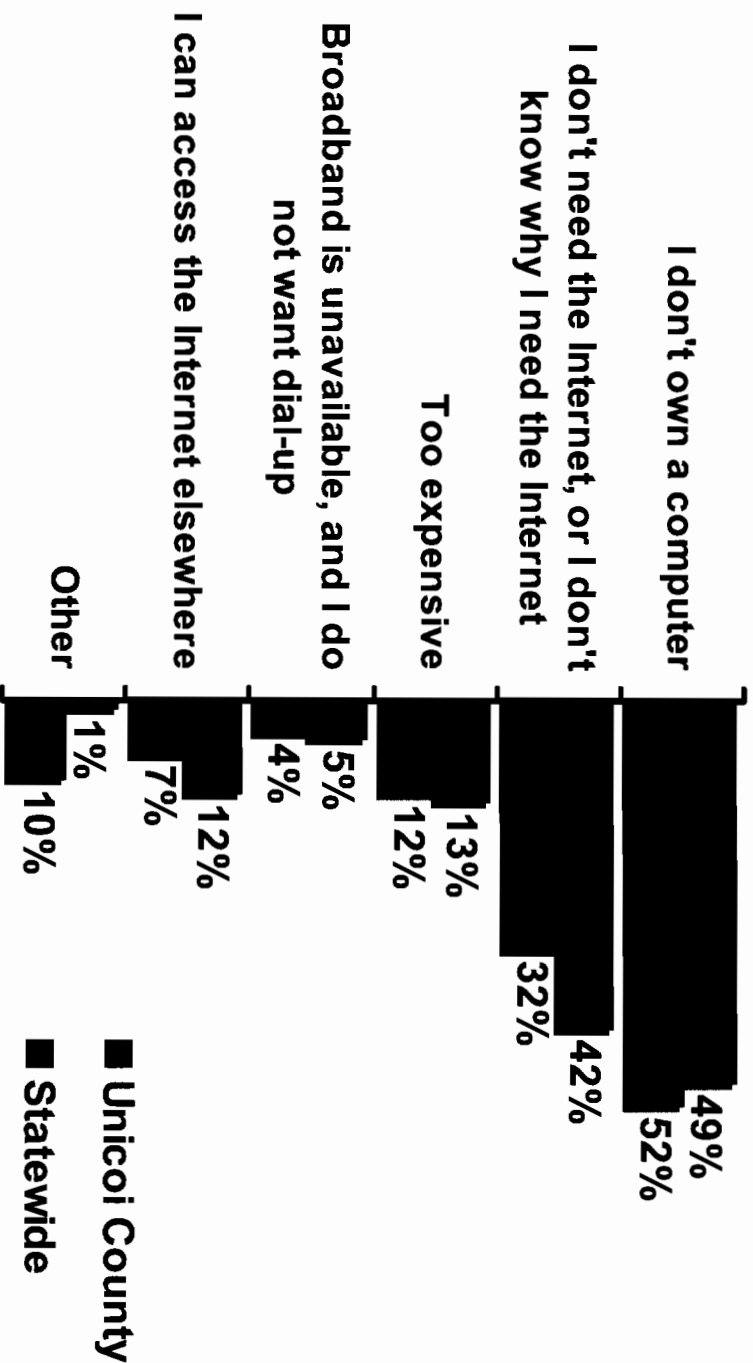


CONNECTED
Tennessee

THE TRAIL TO INNOVATION™

Barriers to Internet Adoption

Why Unicoi County residents do not have an Internet connection at home:



Q: Why don't you subscribe to the Internet at home?

(n = 57 Unicoi County residents with no Internet connection at home, weighted by age and gender)

© Do Not Copy Without Written Permission

Source: 2007 Connected Tennessee Residential Technology Assessment

www.connectedtennessee.org

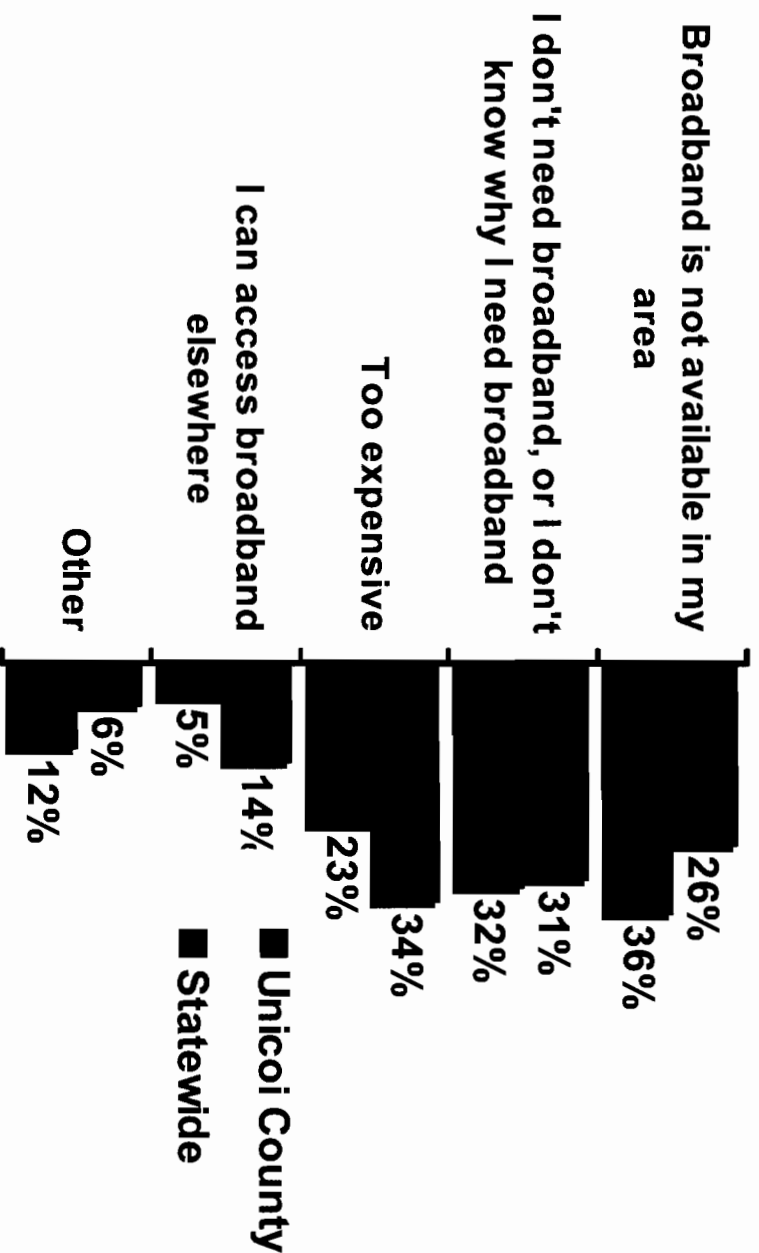


CONNECTED
Tennessee

THE TRAIL TO INNOVATION™

Barriers to Broadband Adoption

Why Unicoi County residents with dial-up do not subscribe to broadband:



Q: Why don't you subscribe to broadband Internet service?

(n = 16 Unicoi County residents who rely exclusively on dial-up service at home, weighted by age and gender)

© Do Not Copy Without Written Permission

Source: 2007 Connected Tennessee Residential Technology Assessment

www.connectedtennessee.org



**CONNECTED
Tennessee**
THE TRAIL TO INNOVATION™

Attribution and Contact Information

Connected Nation Research

(877) 846-7710

www.connectednation.com

Michael Ramage

Executive Director of Connected Tennessee

(615) 242-9508

mramage@connectedtn.org

www.connectedtennessee.org