

UNBUNDLED NETWORK ELEMENTS - North Carolina

CATEGORY	RATE ELEMENTS	Interim	Zone	BCS	USOC	RATES (\$)				Svc Order Submitted Elec per LSR	Svc Order Submitted Manually per LSR	Incremental Charge - Manual Svc Order vs. Electronic-1st	Incremental Charge - Manual Svc Order vs. Electronic-Add'l	Incremental Charge - Manual Svc Order vs. Electronic-Disc 1st	Incremental Charge - Manual Svc Order vs. Electronic-Disc Add'l	
						Rec	Nonrecurring		Nonrecurring Disconnect		OSS Rates (\$)					
							First	Add'l	First	Add'l	SOMEc	SOMAN	SOMAN	SOMAN	SOMAN	SOMAN
	Unbundled Contact Name, Provisioning Only - no rate			UAL,UCL,UDC,UDL,UDN,UEA,UHL,ULC	UNECN	0.00	0.00									
	Unbundled Sub-Loop Feeder-2 Wire Cross Box Jumper - no rate			UEA,UDN,UCL,UDC	USBFQ	0.00	0.00									
	Unbundled Sub-Loop Feeder-4 Wire Cross Box Jumper - no rate			UEA,USL,UCL,UDL	USBFR	0.00	0.00									
	Unbundled DS1 Loop - Superframe Format Option - no rate			USL	CCOSF	0.00	0.00									
	Unbundled DS1 Loop - Expanded Superframe Format option - no rate			USL	CCOEF	0.00	0.00									
HIGH CAPACITY UNBUNDLED LOCAL LOOP																
	High Capacity Unbundled Local Loop - DS3 - Per Mile per month			UE3	1L5ND	13.33										
	High Capacity Unbundled Local Loop - DS3 - Facility Termination per month			UE3	UE3PX	450.69	1,071.00	646.12				53.48	53.48			
	High Capacity Unbundled Local Loop - STS-1 - Per Mile per month			UDLSX	1L5ND	13.33										
	High Capacity Unbundled Local Loop - STS-1 - Facility Termination per month			UDLSX	UDLS1	464.26	1,071.00	646.12				53.48	53.48			
LOOP MAKE-UP																
	Loop Makeup - Preordering Without Reservation, per working or spare facility queried (Manual).			UMK	UMKLW		55.44	55.44				19.99	19.99	19.99	19.99	
	Loop Makeup - Preordering With Reservation, per spare facility queried (Manual).			UMK	UMKLP		55.73	55.73				19.99	19.99	19.99	19.99	
	Loop Makeup--With or Without Reservation, per working or spare facility queried (Mechanized)			UMK	UMKMQ		0.6960821	0.6960821								
LINE SHARING AND LINE SPLITTING																
NOTE 1: The Line Sharing monthly recurring rates for all installations completed from October 02, 2003 through midnight October 01, 2004 shall be billed as follows:																
NOTE 1: 10/02/2003 – 10/01/2004: 25% of the rate for an unbundled copper loop non-designed ("UCLND")																
NOTE 1: 10/02/2004 – 10/01/2005: 50% of the rate for UCLND																
NOTE 1: 10/02/2005 – 10/01/2006: 75% of the rate for UCLND																
NOTE 1: Above will apply to USOCs: ULSDT and ULSCT																
**NOTE 2: The Line Sharing monthly recurring rates with USOCs ULSDC and ULSCC applies only to circuits installed and inservice on or before October 1, 2003																
LINE SHARING																
SPLITTERS-CENTRAL OFFICE BASED																
	Line Sharing Splitter, per System 96 Line Capacity			ULS	ULSDA	181.18	631.54	0.00				26.94	12.76			
	Line Sharing Splitter, per System 24 Line Capacity			ULS	ULSDB	38.99	631.54	0.00				26.94	12.76			
	Line Sharing Splitter, Per System, 8 Line Capacity			ULS	ULSD8	12.73	424.61	0.00				26.94	12.76			
	Line Sharing-DLEC Owned Splitter in CO-CFA activation-deactivation (per LSOD)			ULS	ULSDG		146.32	31.27				26.94	12.76			
END USER ORDERING-CENTRAL OFFICE BASED LINE SHARING																
	Line Sharing - per Line Activation (BST Owned splitter) - OBSOLETE see **NOTE 2			ULS	ULSDC	0.61	54.71	28.77				26.94	12.76			
	Line Share Service, TRO per line activation, BST owned splitter - Central Office Located (25% of UCLND) - please see NOTE 1 (E:10/2/2003)			ULS	ULSDT	3.49	54.71	28.77								
	Line Share Service, TRO per line activation, BST owned splitter - Central Office Located (50% of UCLND) - please see NOTE 1 (E:10/2/2004)			ULS	ULSDT	6.99	54.71	28.77								
	Line Share Service, TRO per line activation, BST owned splitter - Central Office Located (75% of UCLND) - please see NOTE 1 (E:10/2/2005)			ULS	ULSDT	10.48	54.71	28.77								
	Line Sharing - per Subsequent Activity per Line Rearrangement(BST Owned Splitter			ULS	ULSDS		35.42	16.57				26.94	12.76			
	Line Sharing - per Subsequent Activity per Line Rearrangement(DLEC Owned Splitter			ULS	ULSCS		35.14	16.29				26.94	12.76			
	Line Sharing - per Line Activation (DLEC owned Splitter) - OBSOLETE see **NOTE 2			ULS	ULSCC	0.61	47.44	19.31				26.94	12.76			

UNBUNDLED NETWORK ELEMENTS - North Carolina												Attachment: 2		Exhibit: A			
CATEGORY	RATE ELEMENTS		Interim	Zone	BCS	USOC	RATES (\$)				Svc Order Submitted Elec per LSR	Svc Order Submitted Manually per LSR	Incremental Charge - Manual Svc Order vs. Electronic-1st	Incremental Charge - Manual Svc Order vs. Electronic-Add'l	Incremental Charge - Manual Svc Order vs. Electronic-Disc 1st	Incremental Charge - Manual Svc Order vs. Electronic-Disc Add'l	
							Rec	Nonrecurring		Nonrecurring Disconnect		OSS Rates (\$)					
								First	Add'l	First	Add'l	SOMEc	SOMAN	SOMAN	SOMAN	SOMAN	SOMAN
		Line Share Service, TRO per line activation, CLEC owned splitter - Central Office Located (25% of UCLND) - please see NOTE 1 (E:10/2/2003)			ULS	ULSCT	3.49	47.44	19.31								
		Line Share Service, TRO per line activation, CLEC owned splitter - Central Office Located (50% of UCLND) - please see NOTE 1 (E:10/2/2004)			ULS	ULSCT	6.99	47.44	19.31								
		Line Share Service, TRO per line activation, CLEC owned splitter - Central Office Located (75% of UCLND) - please see NOTE 1 (E:10/2/2005)			ULS	ULSCT	10.48	47.44	19.31								
	LINE SPLITTING																
	END USER ORDERING-CENTRAL OFFICE BASED																
		Line Splitting - per line activation DLEC owned splitter			UEPSR UEPSB	UREOS	0.61										
		Line Splitting - per line activation BST owned - physical			UEPSR UEPSB	UREBP	0.61	56.92	28.59				26.94	12.76			
		Line Splitting - per line activation BST owned - virtual			UEPSR UEPSB	UREBV	0.61	56.92	28.59				26.94	12.76			
	MAINTENANCE																
		No Trouble Found - per 1/2 hour increments - Basic						80.00	55.00								
		No Trouble Found - per 1/2 hour increments - Overtime						120.00	82.50								
		No Trouble Found - per 1/2 hour increments - Premium						160.00	110.00								
UNBUNDLED DEDICATED TRANSPORT																	
	INTEROFFICE CHANNEL - DEDICATED TRANSPORT																
		Interoffice Channel - Dedicated Transport - 2-Wire Voice Grade - Per Mile per month			U1TVX	1L5XX	0.0125										
		Interoffice Channel - Dedicated Transport- 2- Wire Voice Grade - Facility Termination			U1TVX	U1TV2	18.00	137.48	52.58				38.07	38.07			
		Interoffice Channel - Dedicated Transport- 2-Wire Voice Grade Rev Bat. - Per Mile per month			U1TVX	1L5XX	0.0125										
		Interoffice Channel - Dedicated Transport- 2- Wire VG Rev Bat. - Facility Termination			U1TVX	U1TR2	18.00	137.48	52.58				38.07	38.07			
		Interoffice Channel - Dedicated Transport - 4-Wire Voice Grade - Per Mile per month			U1TVX	1L5XX	0.0125										
		Interoffice Channel - Dedicated Transport - 4- Wire Voice Grade - Facility Termination			U1TVX	U1TV4	22.16	106.11	65.95				22.32	22.32			
		Interoffice Channel - Dedicated Transport - 56 kbps - per mile per month			U1TDX	1L5XX	0.0282										
		Interoffice Channel - Dedicated Transport - 56 kbps - Facility Termination			U1TDX	U1TD5	17.40	137.48	52.58				38.07	38.07			
		Interoffice Channel - Dedicated Transport - 64 kbps - per mile per month			U1TDX	1L5XX	0.0282										
		Interoffice Channel - Dedicated Transport - 64 kbps - Facility Termination			U1TDX	U1TD6	17.40	137.48	52.58				38.07	38.07			
		Interoffice Channel - Dedicated Channel - DS1 - Per Mile per month			U1TD1	1L5XX	0.5753										
		Interoffice Channel - Dedicated Tranport - DS1 - Facility Termination			U1TD1	U1TF1	71.29	217.17	163.75				38.07	38.07			
		Interoffice Channel - Dedicated Transport - DS3 - Per Mile per month			U1TD3	1L5XX	12.98										
		Interoffice Channel - Dedicated Transport - DS3 - Facility Termination per month			U1TD3	U1TF3	720.38	794.94	579.55				91.26	91.26			
		Interoffice Channel - Dedicated Transport - STS-1 - Per Mile per month			U1TS1	1L5XX	6.14										
		Interoffice Channel - Dedicated Transport - STS-1 - Facility Termination			U1TS1	U1TFS	790.37	642.23	408.89				53.48	53.48			
DARK FIBER																	
		Dark Fiber, Four Fiber Strands, Per Route Mile or Fraction Thereof per month - Interoffice Channel			UDF, UDFCX	1L5DF	27.71										
		NRC Dark Fiber - Interoffice Channel			UDF, UDFCX	UDF14		1,807.00	562.96								
		Dark Fiber, Four Fiber Strands, Per Route Mile or Fraction Thereof per month - Local Loop			UDF, UDFCX	1L5DL	64.04										
		NRC Dark Fiber - Local Loop			UDF, UDFCX	UDFL4		1,347.00	279.87								

UNBUNDLED NETWORK ELEMENTS - North Carolina												Attachment: 2		Exhibit: A		
CATEGORY	RATE ELEMENTS		Interim	Zone	BCS	USOC	RATES (\$)				Svc Order Submitted Elec per LSR	Svc Order Submitted Manually per LSR	Incremental Charge - Manual Svc Order vs. Electronic-1st	Incremental Charge - Manual Svc Order vs. Electronic-Add'l	Incremental Charge - Manual Svc Order vs. Electronic-Disc 1st	Incremental Charge - Manual Svc Order vs. Electronic-Disc Add'l
							Rec	Nonrecurring		Nonrecurring Disconnect		OSS Rates (\$)				
								First	Add'l	First	Add'l	SOMEc	SOMAN	SOMAN	SOMAN	SOMAN
8XX ACCESS TEN DIGIT SCREENING																
		8XX Access Ten Digit Screening, Per Call			OHD		0.0005									
		8XX Access Ten Digit Screening, Reservation Charge Per 8XX Number Reserved			OHD	N8R1X		7.05	0.96				26.94			
		8XX Access Ten Digit Screening, Per 8XX No. Established W/O POTS Translations			OHD			23.82	2.73				41.35			
		8XX Access Ten Digit Screening, Per 8XX No. Established With POTS Translations			OHD	N8FTX		23.82	2.73				41.35			
		8XX Access Ten Digit Screening, Customized Area of Service Per 8XX Number			OHD	N8FCX		5.63	2.82							
		8XX Access Ten Digit Screening, Multiple InterLATA CXR Routing Per CXR Requested Per 8XX No.			OHD	N8FMX		6.59	3.77							
		8XX Access Ten Digit Screening, Change Charge Per Request			OHD	N8FAX		8.01	0.96				26.94			
		8XX Access Ten Digit Screening, Call Handling and Destination Features			OHD	N8FDX		5.63								
LINE INFORMATION DATA BASE ACCESS (LIDB)																
		LIDB Common Transport Per Query			OQT		0.00003									
		LIDB Validation Per Query			OQU		0.0134									
		LIDB Originating Point Code Establishment or Change			OQT, OQU	NRBPX		62.26					26.94	26.94		
SIGNALING (CCS7)																
		CCS7 Signaling Connection, Per link (A link)			UDB	TPP++	18.22	278.02	278.02				41.35	41.35		
		CCS7 Signaling Connection, Per link (B link) (also known as D link)			UDB	TPP++	18.22	278.02	278.02				41.35	41.35		
		CCS7 Signaling Termination, Per STP Port			UDB	PT8SX	132.83									
		CCS7 Signaling Usage, Per ISUP Message			UDB		0.00004									
		CCS7 Signaling Usage, Per TCAP Message			UDB		0.00009									
		CCS7 Signaling Usage Surrogate, per link per LATA			UDB	STU56	338.98									
		CCS7 Signaling Point Code, per Originating Point Code Establishment or Change, per STP affected			UDB	CCAPO		40.00	40.00				19.99	19.99		
		CCS7 Signaling Point Code, per Destination Point Code Establishment or Change, Per Stp Affected			UDB	CCAPD		8.00	8.00				19.99	19.99		
E911 SERVICE																
		Local Channel - Dedicated - 2-wr Voice Grade - Zone 1		1			11.24	553.80	89.69				42.17	12.76		
		Local Channel - Dedicated - 2-wr Voice Grade - Zone 2		2			19.91	553.80	89.69				42.17	12.76		
		Local Channel - Dedicated - 2-wr Voice Grade - Zone 3		3			31.70	553.80	89.69				42.17	12.76		
		Interoffice Transport - Dedicated - 2-wr Voice Grade Per Mile					0.0282									
		Interoffice Transport - Dedicated - 2-wr Voice Grade Per Facility Termination					18.00	137.48	52.58				38.07	38.07		
		Local Channel - Dedicated - DS1 - Zone 1		1			27.05	534.48	462.69				86.15	1.77		
		Local Channel - Dedicated - DS1 - Zone 2		2			47.94	534.48	462.69				86.15	1.77		
		Local Channel - Dedicated - DS1 - Zone 3		3			76.32	534.48	462.69				86.15	1.77		
		Interoffice Transport - Dedicated - DS1 Per Mile					0.5753									
		Interoffice Transport - Dedicated - DS1 Per Facility Termination					71.29	217.17	163.75				38.07	38.07		
CALLING NAME (CNAM) SERVICE																
		CNAM For DB Owners - Service Establishment			OQV			75.62								
		CNAM For Non DB Owners - Service Establishment			OQV			75.62								
		CNAM For DB Owners - Service Provisioning With Point Code Establishment (Initial)			OQV			2,354.00	2,354.00							
		CNAM For DB Owners - Service Provisioning With Point Code Establishment (Subsequent)			OQV			1,739.00	1,739.00							
		CNAM For Non DB Owners - Service Provisioning With Point Code Establishment (Initial)			OQV			1,072.00	1,072.00							
		CNAM For Non DB Owners - Service Provisioning With Point Code Establishment (Subsequent)			OQV			768.44	768.44							
		CNAM for DB & Non DB Owners, Per Query			OQV		0.0009592									
SELECTIVE ROUTING																
		Selective Routing Per Unique Line Class Code Per Request Per Switch						188.59					26.94	12.76		

UNBUNDLED NETWORK ELEMENTS - North Carolina											Attachment: 2		Exhibit: A				
CATEGORY	RATE ELEMENTS		Interim	Zone	BCS	USOC	RATES (\$)				Svc Order Submitted Elec per LSR	Svc Order Submitted Manually per LSR	Incremental Charge - Manual Svc Order vs. Electronic-1st	Incremental Charge - Manual Svc Order vs. Electronic-Add'l	Incremental Charge - Manual Svc Order vs. Electronic-Disc 1st	Incremental Charge - Manual Svc Order vs. Electronic-Disc Add'l	
							Rec	Nonrecurring		Nonrecurring Disconnect		OSS Rates (\$)					
								First	Add'l	First	Add'l	SOMEc	SOMAN	SOMAN	SOMAN	SOMAN	SOMAN
VIRTUAL COLLOCATION																	
		Virtual Collocation-2 Wire Cross Connects (Loop) for Line Splitting			UEPSR UEPSB	VE1LS	0.0287	33.96	32.08	0.00	0.00			19.99	19.99		
PHYSICAL COLLOCATION																	
		Physical Collocation-2 Wire Cross Connects (Loop) for Line Splitting			UEPSR UEPSB	PE1LS	0.0309	33.53	31.65	0.00	0.00			19.99	19.99		
AIN SELECTIVE CARRIER ROUTING																	
		Regional Service Establishment			SRC	SRCEC		215,597.00									
		End Office Establishment			SRC	SRCEO		347.27									
		Query NRC, per query			SRC		0.0053758										
AIN - BELLSOUTH AIN SMS ACCESS SERVICE																	
		AIN SMS Access Service - Service Establishment, Per State, Initial Setup			A1N	CAMSE		294.77									
		AIN SMS Access Service - Port Connection - Dial/Shared Access			A1N	CAMDP		86.94									
		AIN SMS Access Service - Port Connection - ISDN Access			A1N	CAM1P		86.94									
		AIN SMS Access Service - User Identification Codes - Per User ID Code			A1N	CAMAU		200.83									
		AIN SMS Access Service - Security Card, Per User ID Code, Initial or Replacement			A1N	CAMRC		172.05									
		AIN SMS Access Service - Storage, Per Unit (100 Kilobytes)					0.0023										
		AIN SMS Access Service - Session, Per Minute					0.0791										
		AIN SMS Access Service - Company Performed Session, Per Minute					2.08										
AIN - BELLSOUTH AIN TOOLKIT SERVICE																	
		AIN Toolkit Service - Service Establishment Charge, Per State, Initial Setup			CAM	BAPSC		290.05									
		AIN Toolkit Service - Training Session, Per Customer				BAPVX		8,363.00									
		AIN Toolkit Service - Trigger Access Charge, Per Trigger, Per DN, Term, Attempt				BAPTT		72.76									
		AIN Toolkit Service - Trigger Access Charge, Per Trigger, Per DN, Off-Hook Delay				BAPTD		72.76									
		AIN Toolkit Service - Trigger Access Charge, Per Trigger, Per DN, Off-Hook Immediate				BAPTM		72.76									
		AIN Toolkit Service - Trigger Access Charge, Per Trigger, Per DN, 10-Digit PODP				BAPTO		149.95									
		AIN Toolkit Service - Trigger Access Charge, Per Trigger, Per DN, CDP				BAPTC		149.95									
		AIN Toolkit Service - Trigger Access Charge, Per Trigger, Per DN, Feature Code				BAPTF		149.95									
		AIN Toolkit Service - Query Charge, Per Query					0.02										
		AIN Toolkit Service - Type 1 Node Charge, Per AIN Toolkit Subscription, Per Node, Per Query					0.005										
		AIN Toolkit Service - SCP Storage Charge, Per SMS Access Account, Per 100 Kilobytes					1.45										
		AIN Toolkit Service - Monthly report - Per AIN Toolkit Service Subscription			CAM	BAPMS	15.98	71.80									
		AIN Toolkit Service - Special Study - Per AIN Toolkit Service Subscription			CAM	BAPLS	0.08	47.20									
		AIN Toolkit Service - Call Event Report - Per AIN Toolkit Service Subscription			CAM	BAPDS	15.90	71.80									
		AIN Toolkit Service - Call Event Special Study - Per AIN Toolkit Service Subscription			CAM	BAPES	0.003	47.20									
ENHANCED EXTENDED LINK (EELs)																	
NOTE: The monthly recurring and non-recurring charges below will apply and the Switch-As-Is Charge will not apply for UNE combinations provisioned as ' Ordinarily Combined' Network Elements.																	
NOTE: The monthly recurring and the Switch-As-Is Charge and not the non-recurring charges below will apply for UNE combinations provisioned as ' Currently Combined' Network Elements.																	
EXTENDED 2-WIRE VOICE GRADE EXTENDED LOOP WITH DEDICATED DS1 INTEROFFICE TRANSPORT																	
		First 2-Wire VG Loop (SL2) in Combination - Zone 1		1	UNCVX	UEAL2	14.97	142.97	106.56					38.07	38.07		
		First 2-Wire VG Loop (SL2) in Combination - Zone 2		2	UNCVX	UEAL2	25.93	142.97	106.56					38.07	38.07		

UNBUNDLED NETWORK ELEMENTS - North Carolina											Attachment: 2		Exhibit: A			
CATEGORY	RATE ELEMENTS		Interim	Zone	BCS	USOC	RATES (\$)			Svc Order Submitted Elec per LSR	Svc Order Submitted Manually per LSR	Incremental Charge - Manual Svc Order vs. Electronic-1st	Incremental Charge - Manual Svc Order vs. Electronic-Add'l	Incremental Charge - Manual Svc Order vs. Electronic-Disc 1st	Incremental Charge - Manual Svc Order vs. Electronic-Disc Add'l	
							Rec	Nonrecurring		Nonrecurring Disconnect		OSS Rates (\$)				
								First	Add'l	First	Add'l	SOMEc	SOMAN	SOMAN	SOMAN	SOMAN
		First 2-Wire VG Loop (SL2) in Combination - Zone 3		3	UNCVX	UEAL2	40.81	142.97	106.56				38.07	38.07		
		Interoffice Transport - Dedicated - DS1 combination - Per Mile per month			UNC1X	1L5XX	0.5753									
		Interoffice Transport - Dedicated - DS1 combination - Facility Termination per month			UNC1X	U1TF1	71.29	217.17	163.75				38.07	38.07		
		1/0 Channelization System in combination Per Month			UNC1X	MQ1	146.69	197.78	140.06							
		Voice Grade COCI - Per Month			UNCVX	1D1VG	1.27	13.09	9.38							
		Each Additional 2-Wire VG Loop (SL 2) in Combination - Zone 1		1	UNCVX	UEAL2	14.97	142.97	106.56				38.07	38.07		
		Each Additional 2-Wire VG Loop (SL 2) in Combination - Zone 2		2	UNCVX	UEAL2	25.93	142.97	106.56				38.07	38.07		
		Each Additional 2-Wire VG Loop (SL 2) in Combination - Zone 3		3	UNCVX	UEAL2	40.81	142.97	106.56				38.07	38.07		
		Voice Grade COCI - Per Month			UNCVX	1D1VG	1.27	13.09	9.38							
		Nonrecurring Currently Combined Network Elements Switch -As-Is Charge			UNC1X	UNCCC		21.75	21.75	32.28	10.96		38.07	38.07		
EXTENDED 4-WIRE VOICE GRADE EXTENDED LOOP WITH DEDICATED DS1 INTEROFFICE TRANSPORT																
		First 4-Wire Analog Voice Grade Loop in Combination - Zone 1		1	UNCVX	UEAL4	21.32	288.47	237.45				38.07	38.07		
		First 4-Wire Analog Voice Grade Loop in Combination - Zone 2		2	UNCVX	UEAL4	36.27	288.47	237.45				38.07	38.07		
		First 4-Wire Analog Voice Grade Loop in Combination - Zone 3		3	UNCVX	UEAL4	56.57	288.47	237.45				38.07	38.07		
		Interoffice Transport - Dedicated - DS1 combination - Per Mile Per Month			UNC1X	1L5XX	0.5753									
		Interoffice Transport - Dedicated - DS1 - Facility Termination Per Month			UNC1X	U1TF1	71.29	217.17	163.75				38.07	38.07		
		1/0 Channel System in combination Per Month			UNC1X	MQ1	146.69	197.78	140.06							
		Voice Grade COCI in combination - per month			UNCVX	1D1VG	1.27	13.09	9.38							
		Additional 4-Wire Analog Voice Grade Loop in same DS1 Interoffice Transport Combination - Zone 1		1	UNCVX	UEAL4	21.32	288.47	237.45				38.07	38.07		
		Additional 4-Wire Analog Voice Grade Loop in same DS1 Interoffice Transport Combination - Zone 2		2	UNCVX	UEAL4	36.27	288.47	237.45				38.07	38.07		
		Additional 4-Wire Analog Voice Grade Loop in same DS1 Interoffice Transport Combination - Zone 3		3	UNCVX	UEAL4	56.57	288.47	237.45				38.07	38.07		
		Additional Voice Grade COCI in combination - per month			UNCVX	1D1VG	1.27	13.09	9.38							
		Nonrecurring Currently Combined Network Elements Switch -As-Is Charge			UNC1X	UNCCC		21.75	21.75	32.28	10.96		38.07	38.07		
EXTENDED 4-WIRE 56 KBPS EXTENDED DIGITAL LOOP WITH DEDICATED DS1 INTEROFFICE TRANSPORT																
		First 4-Wire 56Kbps Digital Grade Loop in Combination - Zone 1		1	UNCDX	UDL56	25.32	489.04	337.51				38.07	38.07		
		First 4-Wire 56Kbps Digital Grade Loop in Combination - Zone 2		2	UNCDX	UDL56	43.11	489.04	337.51				38.07	38.07		
		First 4-Wire 56Kbps Digital Grade Loop in Combination - Zone 3		3	UNCDX	UDL56	67.26	489.04	337.51				38.07	38.07		
		Interoffice Transport - Dedicated - DS1 combination - Per Mile Per Month			UNC1X	1L5XX	0.5753									
		Interoffice Transport - Dedicated - DS1 - combination Facility Termination Per Month			UNC1X	U1TF1	71.29	217.17	163.75				38.07	38.07		
		1/0 Channel System in combination Per Month			UNC1X	MQ1	146.69	197.78	140.06							
		OCU-DP COCI (data) per month (2.4-64kbs)			UNCDX	1D1DD	2.00	15.76	11.28							
		Additional 4-Wire 56Kbps Digital Grade Loop in same DS1 Interoffice Transport Combination - Zone 1		1	UNCDX	UDL56	25.32	489.04	337.51				38.07	38.07		
		Additional 4-Wire 56Kbps Digital Grade Loop in same DS1 Interoffice Transport Combination - Zone 2		2	UNCDX	UDL56	43.11	489.04	337.51				38.07	38.07		
		Additional 4-Wire 56Kbps Digital Grade Loop in same DS1 Interoffice Transport Combination - Zone 3		3	UNCDX	UDL56	67.26	489.04	337.51				38.07	38.07		
		Additional OCU-DP COCI (data) - in combination per month (2.4-64kbs)			UNCDX	1D1DD	2.00	15.76	11.28							

UNBUNDLED NETWORK ELEMENTS - North Carolina												Attachment: 2		Exhibit: A			
CATEGORY	RATE ELEMENTS		Interim	Zone	BCS	USOC	RATES (\$)				Svc Order Submitted Elec per LSR	Svc Order Submitted Manually per LSR	Incremental Charge - Manual Svc Order vs. Electronic-1st	Incremental Charge - Manual Svc Order vs. Electronic-Add'l	Incremental Charge - Manual Svc Order vs. Electronic-Disc 1st	Incremental Charge - Manual Svc Order vs. Electronic-Disc Add'l	
							Rec	Nonrecurring		Nonrecurring Disconnect		OSS Rates (\$)					
		Nonrecurring Currently Combined Network Elements Switch -As-Is Charge			UNC1X	UNCCC		First	Add'l	First	Add'l	SOMEc	SOMAN	SOMAN	SOMAN	SOMAN	SOMAN
EXTENDED 4-WIRE 64 KBPS EXTENDED DIGITAL LOOP WITH DEDICATED DS1 INTEROFFICE TRANSPORT																	
		First 4-Wire 64Kbps Digital Grade Loop in Combination - Zone 1		1	UNCDX	UDL64	25.32	489.04	337.51					38.07	38.07		
		First 4-Wire 64Kbps Digital Grade Loop in Combination - Zone 2		2	UNCDX	UDL64	43.11	489.04	337.51					38.07	38.07		
		First 4-Wire 64Kbps Digital Grade Loop in Combination - Zone 3		3	UNCDX	UDL64	67.26	489.04	337.51					38.07	38.07		
		Interoffice Transport - Dedicated - DS1 combination - Per Mile Per Month			UNC1X	1L5XX	0.5753										
		interoffice Transport - Dedicated - DS1 combination - Facility Termination Per Month			UNC1X	U1TF1	71.29	217.17	163.75				38.07	38.07			
		1/0 Channel System in combination Per Month			UNC1X	MQ1	146.69	197.78	140.06								
		OCU-DP COCI (data) - in combination - per month (2.4-64kbs)			UNCDX	1D1DD	2.00	15.76	11.28								
		Additional 4-Wire 64Kbps Digital Grade Loop in same DS1 Interoffice Transport Combination - Zone 1		1	UNCDX	UDL64	25.32	489.04	337.51					38.07	38.07		
		Additional 4-Wire 64Kbps Digital Grade Loop in same DS1 Interoffice Transport Combination - Zone 2		2	UNCDX	UDL64	43.11	489.04	337.51					38.07	38.07		
		Additional 4-Wire 64Kbps Digital Grade Loop in same DS1 Interoffice Transport Combination - Zone 3		3	UNCDX	UDL64	67.26	489.04	337.51					38.07	38.07		
		Additional OCU-DP COCI (data) - in combination - per month (2.4-64kbs)			UNCDX	1D1DD	2.00	15.76	11.28								
		Nonrecurring Currently Combined Network Elements Switch -As-Is Charge			UNC1X	UNCCC		21.75	21.75	32.28	10.96			38.07	38.07		
EXTENDED 4-WIRE DS1 DIGITAL EXTENDED LOOP WITH DEDICATED DS1 INTEROFFICE TRANSPORT																	
		4-Wire DS1 Digital Loop in Combination - Zone 1		1	UNC1X	USLXX	47.60	714.84	421.47					38.07	38.07		
		4-Wire DS1 Digital Loop in Combination - Zone 2		2	UNC1X	USLXX	84.36	714.84	421.47					38.07	38.07		
		4-Wire DS1 Digital Loop in Combination - Zone 3		3	UNC1X	USLXX	134.29	714.84	421.47					38.07	38.07		
		Interoffice Transport - Dedicated - DS1 combination - Per Mile Per Month			UNC1X	1L5XX	0.5753										
		Interoffice Transport - Dedicated - DS1 combination - Facility Termination Per Month			UNC1X	U1TF1	71.29	217.17	163.75				38.07	38.07			
		Nonrecurring Currently Combined Network Elements Switch -As-Is Charge			UNC1X	UNCCC		21.75	21.75	32.28	10.96			38.07	38.07		
EXTENDED 4-WIRE DS1 DIGITAL EXTENDED LOOP WITH DEDICATED DS3 INTEROFFICE TRANSPORT																	
		First DS1Loop in Combination - Zone 1		1	UNC1X	USLXX	47.60	714.84	421.47					38.07	38.07		
		First DS1Loop in Combination - Zone 2		2	UNC1X	USLXX	84.36	714.84	421.47					38.07	38.07		
		First DS1Loop in Combination - Zone 3		3	UNC1X	USLXX	134.29	714.84	421.47					38.07	38.07		
		Interoffice Transport - Dedicated - DS3 combination - Per Mile Per Month			UNC3X	1L5XX	12.98										
		Interoffice Transport - Dedicated - DS3 - Facility Termination per month			UNC3X	U1TF3	720.38	794.94	579.55				38.07	38.07			
		3/1Channel System in combination per month			UNC3X	MQ3	233.10	403.97	234.40								
		DS1 COCI in combination per month			UNC1X	UC1D1	16.07	13.09	9.38								
		Additional DS1Loop in DS3 Interoffice Transport Combination - Zone 1		1	UNC1X	USLXX	47.60	714.84	421.47					38.07	38.07		
		Additional DS1Loop in DS3 Interoffice Transport Combination - Zone 2		2	UNC1X	USLXX	84.36	714.84	421.47					38.07	38.07		
		Additional DS1Loop in DS3 Interoffice Transport Combination - Zone 3		3	UNC1X	USLXX	134.29	714.84	421.47					38.07	38.07		
		Additoinal DS1 COCI in combination per month			UNC1X	UC1D1	16.07	13.09	9.38								
		Nonrecurring Currently Combined Network Elements Switch -As-Is Charge			UNC3X	UNCCC		21.75	21.75	32.28	10.96			38.07	38.07		
EXTENDED 2-WIRE VOICE GRADE EXTENDED LOOP/ 2 WIRE VOICE GRADE INTEROFFICE TRANSPORT																	
		2-WireVG Loop in combination - Zone 1		1	UNCVX	UEAL2	14.97	142.97	106.56								
		2-WireVG Loop in combination - Zone 2		2	UNCVX	UEAL2	25.93	142.97	106.56								
		2-WireVG Loop in combination - Zone 3		3	UNCVX	UEAL2	40.81	142.97	106.56								

UNBUNDLED NETWORK ELEMENTS - North Carolina												Attachment: 2		Exhibit: A	
CATEGORY	RATE ELEMENTS	Interim	Zone	BCS	USOC	RATES (\$)				Svc Order Submitted Elec per LSR	Svc Order Submitted Manually per LSR	Incremental Charge - Manual Svc Order vs. Electronic-1st	Incremental Charge - Manual Svc Order vs. Electronic-Add'l	Incremental Charge - Manual Svc Order vs. Electronic-Disc 1st	Incremental Charge - Manual Svc Order vs. Electronic-Disc Add'l
						Rec	Nonrecurring		Nonrecurring Disconnect		OSS Rates (\$)				
							First	Add'l	First	Add'l	SOMEc	SOMAN	SOMAN	SOMAN	SOMAN
	Interoffice Transport - 2-wire VG - Dedicated- Per Mile Per Month			UNCVX	1L5XX	0.0282									
	Interoffice Transport - 2-wire VG - Dedicated - Facility Termination per month			UNCVX	U1TV2	18.00	137.48	52.58					38.07	38.07	
	Nonrecurring Currently Combined Network Elements Switch -As-Is Charge			UNCVX	UNCCC		21.75	21.75	32.28	10.96			38.07	38.07	
EXTENDED 4-WIRE VOICE GRADE EXTENDED LOOP/ 4 WIRE VOICE GRADE INTEROFFICE TRANSPORT															
	4-WireVG Loop in combination - Zone 1		1	UNCVX	UEAL4	21.32	288.47	237.45							
	4-WireVG Loop in combination - Zone 2		2	UNCVX	UEAL4	36.27	288.47	237.45							
	4-WireVG Loop in combination - Zone 3		3	UNCVX	UEAL4	56.57	288.47	237.45							
	Interoffice Transport - 4-wire VG - Dedicated - Per Mile Per Month			UNCVX	1L5XX	0.0282									
	Interoffice Transport - 4-wire VG - Dedicated - Facility Termination per month			UNCVX	U1TV4	22.16	106.11	65.95					38.07	38.07	
	Nonrecurring Currently Combined Network Elements Switch -As-Is Charge			UNCVX	UNCCC		21.75	21.75	32.28	10.96			38.07	38.07	
EXTENDED DS3 DIGITAL EXTENDED LOOP WITH DEDICATED DS3 INTEROFFICE TRANSPORT															
	DS3 Local Loop in combination - per mile per month			UNC3X	1L5ND	13.33									
	DS3 Local Loop in combination - Facility Termination per month			UNC3X	UE3PX	450.69	1,071.00	646.12							
	Interoffice Transport - Dedicated - DS3 - Per Mile per month			UNC3X	1L5XX	12.98									
	Interoffice Transport - Dedicated - DS3 combination - Facility Termination per month			UNC3X	U1TF3	720.38	794.94	579.55					38.07	38.07	
	Nonrecurring Currently Combined Network Elements Switch -As-Is Charge			UNC3X	UNCCC		21.75	21.75	32.28	10.96			38.07	38.07	
EXTENDED STS-1 DIGITAL EXTENDED LOOP WITH DEDICATED STS-1 INTEROFFICE TRANSPORT															
	STS-1 Local Lolo in combination - per mile per month			UNCSX	1L5ND	13.33									
	STS-1 Local Loop in combination - Facility Termination per month			UNCSX	UDLS1	464.26	1,071.00	646.12							
	Interoffice Transport - Dedicated - STS-1 combination - per mile per month			UNCSX	1L5XX	6.14									
	Interoffice Transport - Dedicated - STS-1 combination - Facility Termination per month			UNCSX	U1TFS	790.37	642.23	408.89					38.07	38.07	
	Nonrecurring Currently Combined Network Elements Switch -As-Is Charge			UNCSX	UNCCC		21.75	21.75	32.28	10.96			38.07	38.07	
EXTENDED 2-WIRE ISDN EXTENDED LOOP WITH DS1 INTEROFFICE TRANSPORT															
	First 2-Wire ISDN Loop in Combination - Zone 1		1	UNCNX	U1L2X	19.42	325.91	251.31					38.07	38.07	
	First 2-Wire ISDN Loop in Combination - Zone 2		2	UNCNX	U1L2X	32.88	325.91	251.31					38.07	38.07	
	First 2-Wire ISDN Loop in Combination - Zone 3		3	UNCNX	U1L2X	51.14	325.91	251.31					38.07	38.07	
	Interoffice Transport - Dedicated - DS1 combination - per mile per month			UNC1X	1L5XX	0.5753									
	Interoffice Transport - Dedicated - DS1 combination - Facility Termination per month			UNC1X	U1TF1	71.29	217.17	163.75					38.07	38.07	
	1/0 Channel System in combination - per month			UNC1X	MQ1	146.69	197.78	140.06							
	2-wire ISDN COCI (BRITE) - in combination - per month			UNCNX	UC1CA	3.59	15.76	11.28							
	Additional 2-wire ISDN Loop in same DS1Interoffice Transport Combination - Zone 1		1	UNCNX	U1L2X	19.42	325.91	251.31					38.07	38.07	
	Additional 2-wire ISDN Loop in same DS1Interoffice Transport Combination - Zone 2		2	UNCNX	U1L2X	32.88	325.91	251.31					38.07	38.07	
	Additional 2-wire ISDN Loop in same DS1Interoffice Transport Combination - Zone 3		3	UNCNX	U1L2X	51.14	325.91	251.31					38.07	38.07	
	Additional 2-wire ISDN COCI (BRITE) - in combination- per month			UNCNX	UC1CA	3.59	15.76	11.28							
	Nonrecurring Currently Combined Network Elements Switch -As-Is Charge			UNC1X	UNCCC		21.75	21.75	32.28	10.96			38.07	38.07	
EXTENDED 4-WIRE DS1 DIGITAL EXTENDED LOOP WITH DEDICATED STS-1 INTEROFFICE TRANSPORT															
	First DS1 Loop Combination - Zone 1		1	UNC1X	USLXX	47.60	714.84	421.47					38.07	38.07	
	First DS1 Loop Combination - Zone 2		2	UNC1X	USLXX	84.36	714.84	421.47					38.07	38.07	
	First DS1 Loop Combination - Zone 3		3	UNC1X	USLXX	134.29	714.84	421.47					38.07	38.07	

UNBUNDLED NETWORK ELEMENTS - North Carolina												Attachment: 2		Exhibit: A		
CATEGORY	RATE ELEMENTS	Interim	Zone	BCS	USOC	RATES (\$)				Svc Order Submitted Elec per LSR	Svc Order Submitted Manually per LSR	Incremental Charge - Manual Svc Order vs. Electronic-1st	Incremental Charge - Manual Svc Order vs. Electronic-Add'l	Incremental Charge - Manual Svc Order vs. Electronic-Disc 1st	Incremental Charge - Manual Svc Order vs. Electronic-Disc Add'l	
						Rec	Nonrecurring		Nonrecurring Disconnect		OSS Rates (\$)					
							First	Add'l	First	Add'l	SOMEc	SOMAN	SOMAN	SOMAN	SOMAN	SOMAN
	Interoffice Transport - Dedicated - STS-1 combination - Per Mile Per Month			UNCSX	1L5XX	6.14										
	Interoffice Transport - Dedicated - STS-1 combination - Facility Termination per month			UNCSX	U1TFS	790.37	642.23	408.89					38.07	38.07		
	3/1 Channel System in combination per month			UNCSX	MQ3	233.10	403.97	234.40								
	DS1 COCI in combination per month			UNC1X	UC1D1	16.07	13.09	9.38								
	Additional DS1Loop in the same STS-1 Interoffice Transport Combination - Zone 1		1	UNC1X	USLXX	47.60	714.84	421.47					38.07	38.07		
	Additional DS1Loop in the same STS-1 Interoffice Transport Combination - Zone 2		2	UNC1X	USLXX	84.36	714.84	421.47					38.07	38.07		
	Additional DS1Loop in the same STS-1 Interoffice Transport Combination - Zone 3		3	UNC1X	USLXX	134.29	714.84	421.47					38.07	38.07		
	DS1 COCI in combination per month			UNC1X	UC1D1	16.07	13.09	9.38								
	Nonrecurring Currently Combined Network Elements Switch -As-Is Charge			UNCSX	UNCCC		21.75	21.75	32.28	10.96			38.07	38.07		
	EXTENDED 4-WIRE 56 KBPS DIGITAL EXTENDED LOOP WITH 56 KBPS INTEROFFICE TRANSPORT															
	4-wire 56 kbps Local Loop in combination - Zone 1		1	UNCDX	UDL56	25.32	489.04	337.51								
	4-wire 56 kbps Local Loop in combination - Zone 2		2	UNCDX	UDL56	43.11	489.04	337.51								
	4-wire 56 kbps Local Loop in combination - Zone 3		3	UNCDX	UDL56	67.26	489.04	337.51								
	Interoffice Transport - Dedicated - 4-wire 56 kbps combination - Per Mile per month			UNCDX	1L5XX	0.0282										
	Interoffice Transport - Dedicated - 4-wire 56 kbps combination - Facility Termination per month			UNCDX	U1TD5	17.40	137.48	52.58					38.07	38.07		
	Nonrecurring Currently Combined Network Elements Switch -As-Is Charge			UNCDX	UNCCC		21.75	21.75	32.28	10.96			38.07	38.07		
	EXTENDED 4-WIRE 64 KBPS DIGITAL EXTENDED LOOP WITH 64 KBPS INTEROFFICE TRANSPORT															
	4-wire 64 kbps Local Loop in Combination - Zone 1		1	UNCDX	UDL64	25.32	489.04	337.51								
	4-wire 64 kbps Local Loop in Combination - Zone 2		2	UNCDX	UDL64	43.11	489.04	337.51								
	4-wire 64 kbps Local Loop in Combination - Zone 3		3	UNCDX	UDL64	67.26	489.04	337.51								
	Interoffice Transport - Dedicated - 4-wire 64 kbps combination - Per Mile per month			UNCDX	1L5XX	0.0282										
	Interoffice Transport - Dedicated - 4-wire 64 kbps combination - Facility Termination per month			UNCDX	U1TD6	17.40	137.48	52.58					38.07	38.07		
	Nonrecurring Currently Combined Network Elements Switch -As-Is Charge			UNCDX	UNCCC		21.75	21.75	32.28	10.96			38.07	38.07		
	EXTENDED 2-WIRE VOICE GRADE LOOP WITH DS1 INTEROFFICE TRANSPORT w/ 3/1 MUX															
	First 2-wire VG Loop (SL2) in Combination - Zone 1		1	UNCVX	UEAL2	14.97	142.97	106.56					38.07	38.07		
	First 2-wire VG Loop (SL2) in Combination - Zone 2		2	UNCVX	UEAL2	25.93	142.97	106.56					38.07	38.07		
	First 2-wire VG Loop (SL2) in Combination - Zone 3		3	UNCVX	UEAL2	40.81	142.97	106.56					38.07	38.07		
	First Interoffice Transport - Dedicated - DS1 combination - Per Mile			UNC1X	1L5XX	0.5753										
	First Interoffice Transport - Dedicated - DS1 combination - Facility Termination per month			UNC1X	U1TF1	71.29	217.17	163.75					38.07	38.07		
	Per each DS1 Channelization System Per Month			UNC1X	MQ1	146.69	197.78	140.06								
	Per each Voice Grade COCI - Per Month per month			UNCVX	1D1VG	1.27	13.09	9.38								
	3/1 Channel System in combination per month			UNC3X	MQ3	233.10	403.97	234.40								
	Per each DS1 COCI in combination per month			UNC1X	UC1D1	16.07	13.09	9.38								
	Each Additional 2-Wire VG Loop(SL 2) in the same DS1 Interoffice Transport Combination - Zone 1		1	UNCVX	UEAL2	14.97	142.97	106.56					38.07	38.07		
	Each Additional 2-Wire VG Loop(SL2) in the same DS1 Interoffice Transport Combination - Zone 2		2	UNCVX	UEAL2	25.93	142.97	106.56					38.07	38.07		
	Each Additional 2-Wire VG Loop(SL2) in the same DS1 Interoffice Transport Combination - Zone 3		3	UNCVX	UEAL2	40.81	142.97	106.56					38.07	38.07		
	Each Additional Voice Grade COCI in combination - per month			UNCVX	1D1VG	1.27	13.09	9.38								
	Each Additional DS1 Interoffice Channel per mile in same 3/1 Channel System per month			UNC1X	1L5XX	0.5753										
	Each Additional DS1 Interoffice Channel Facility Termination in same 3/1 Channel System per month			UNC1X	U1TF1	71.29	217.17	163.75					38.07	38.07		
	Each Additional DS1 COCI combination per month			UNC1X	UC1D1	16.07	13.09	9.38								

UNBUNDLED NETWORK ELEMENTS - North Carolina												Attachment: 2		Exhibit: A			
CATEGORY	RATE ELEMENTS		Interim	Zone	BCS	USOC	RATES (\$)				Svc Order Submitted Elec per LSR	Svc Order Submitted Manually per LSR	Incremental Charge - Manual Svc Order vs. Electronic-1st	Incremental Charge - Manual Svc Order vs. Electronic-Add'l	Incremental Charge - Manual Svc Order vs. Electronic-Disc 1st	Incremental Charge - Manual Svc Order vs. Electronic-Disc Add'l	
							Rec	Nonrecurring		Nonrecurring Disconnect		OSS Rates (\$)					
								First	Add'l	First	Add'l	SOMEc	SOMAN	SOMAN	SOMAN	SOMAN	SOMAN
		Nonrecurring Currently Combined Network Elements Switch -As-Is Charge			UNC1X	UNCCC		21.75	21.75	32.28	10.96			38.07	38.07		
EXTENDED 4-WIRE VOICE GRADE LOOP WITH DEDICATED DS1 INTEROFFICE TRANSPORT w/ 3/1 MUX																	
		First 4-Wire Analog Voice Grade Local Loop in Combination - Zone 1		1	UNCVX	UEAL4	21.32	288.47	237.45					38.07	38.07		
		First 4-Wire Analog Voice Grade Local Loop in Combination - Zone 2		2	UNCVX	UEAL4	36.27	288.47	237.45					38.07	38.07		
		First 4-Wire Analog Voice Grade Local Loop in Combination - Zone 3		3	UNCVX	UEAL4	56.57	288.47	237.45					38.07	38.07		
		First Interoffice Transport - Dedicated - DS1 combination - Per Mile Per Month			UNC1X	1L5XX	0.5753										
		First Interoffice Transport - Dedicated - DS1 - Facility Termination Per Month			UNC1X	U1TF1	71.29	217.17	163.75					38.07	38.07		
		Per each 1/0 Channel System in combination Per Month			UNC1X	MQ1	146.69	197.78	140.06								
		Per each Voice Grade COCI in combination - per month			UNCVX	1D1VG	1.27	13.09	9.38								
		3/1 Channel System in combination per month			UNC3X	MQ3	233.10	403.97	234.40								
		Per each DS1 COCI in combination per month			UNC1X	UC1D1	16.07	13.09	9.38								
		Additional 4-Wire Analog Voice Grade Loop in same DS1 Interoffice Transport Combination - Zone 1		1	UNCVX	UEAL4	21.32	288.47	237.45					38.07	38.07		
		Additional 4-Wire Analog Voice Grade Loop in same DS1 Interoffice Transport Combination - Zone 2		2	UNCVX	UEAL4	36.27	288.47	237.45					38.07	38.07		
		Additional 4-Wire Analog Voice Grade Loop in same DS1 Interoffice Transport Combination - Zone 3		3	UNCVX	UEAL4	56.57	288.47	237.45					38.07	38.07		
		Each Additional DS1 Interoffice Channel per mile in same 3/1 Channel System per month			UNC1X	1L5XX	0.5753										
		Each Additional DS1 Interoffice Channel Facility Termination in same 3/1 Channel System per month			UNC1X	U1TF1	71.29	217.17	163.75					38.07	38.07		
		Additional Voice Grade COCI - in combination - per month			UNCVX	1D1VG	1.27	13.09	9.38								
		Nonrecurring Currently Combined Network Elements Switch -As-Is Charge			UNC1X	UNCCC		21.75	21.75	32.28	10.96			38.07	38.07		
EXTENDED 4-WIRE 56 KBPS DIGITAL LOOP WITH DEDICATED DS1 INTEROFFICE TRANSPORT w/ 3/1 MUX																	
		First 4-Wire 56Kbps Digital Grade Local Loop in Combination - Zone 1		1	UNCDX	UDL56	25.32	489.04	337.51					38.07	38.07		
		First 4-Wire 56Kbps Digital Grade Local Loop in Combination - Zone 2		2	UNCDX	UDL56	43.11	489.04	337.51					38.07	38.07		
		First 4-Wire 56Kbps Digital Grade Local Loop in Combination - Zone 3		3	UNCDX	UDL56	67.26	489.04	337.51					38.07	38.07		
		First Interoffice Transport - Dedicated - DS1 combination - Per Mile Per Month			UNC1X	1L5XX	0.5753										
		First Interoffice Transport - Dedicated - DS1 - combination Facility Termination Per Month			UNC1X	U1TF1	71.29	217.17	163.75					38.07	38.07		
		Per each 1/0 Channel System in combination Per Month			UNC1X	MQ1	146.69	197.78	140.06								
		Per each OCU-DP COCI (data) COCI per month (2.4-64kbs)			UNCDX	1D1DD	2.00	15.76	11.28								
		3/1 Channel System in combination per month			UNC3X	MQ3	233.10	403.97	234.40								
		Per each DS1 COCI in combination per month			UNC1X	UC1D1	16.07	13.09	9.38								
		Additional 4-Wire 56Kbps Digital Grade Loop in same DS1 Interoffice Transport Combination - Zone 1		1	UNCDX	UDL56	25.32	489.04	337.51					38.07	38.07		
		Additional 4-Wire 56Kbps Digital Grade Loop in same DS1 Interoffice Transport Combination - Zone 2		2	UNCDX	UDL56	43.11	489.04	337.51					38.07	38.07		
		Additional 4-Wire 56Kbps Digital Grade Loop in same DS1 Interoffice Transport Combination - Zone 3		3	UNCDX	UDL56	67.26	489.04	337.51					38.07	38.07		
		OCU-DP COCI (data) COCI in combination per month (2.4-64kbs)			UNCDX	1D1DD	2.00	15.76	11.28								
		Each Additional DS1 Interoffice Channel per mile in same 3/1 Channel System per month			UNC1X	1L5XX	0.5753										
		Each Additional DS1 Interoffice Channel Facility Termination in same 3/1 Channel System per month			UNC1X	U1TF1	71.29	217.17	163.75					38.07	38.07		
		Each Additional DS1 COCI in the same 3/1 channel system combination per month			UNC1X	UC1D1	16.07	13.09	9.38								

UNBUNDLED NETWORK ELEMENTS - North Carolina												Attachment: 2		Exhibit: A		
CATEGORY	RATE ELEMENTS		Interim	Zone	BCS	USOC	RATES (\$)				Svc Order Submitted Elec per LSR	Svc Order Submitted Manually per LSR	Incremental Charge - Manual Svc Order vs. Electronic-1st	Incremental Charge - Manual Svc Order vs. Electronic-Add'l	Incremental Charge - Manual Svc Order vs. Electronic-Disc 1st	Incremental Charge - Manual Svc Order vs. Electronic-Disc Add'l
							Rec	Nonrecurring		Nonrecurring Disconnect		OSS Rates (\$)				
		Nonrecurring Currently Combined Network Elements Switch -As-Is Charge			UNC1X	UNCCC		First	Add'l	First	Add'l	SOMEc	SOMAN	SOMAN	SOMAN	SOMAN
EXTENDED 4-WIRE 64 KBPS DIGITAL LOOP WITH DEDICATED DS1 INTEROFFICE TRANSPORT w/ 3/1 MUX																
		First 4-Wire 64Kbps Digital Grade Loop in a DS1 Interoffice Transport Combination - Zone 1		1	UNCDX	UDL64	25.32	489.04	337.51					38.07	38.07	
		First 4-Wire 64Kbps Digital Grade Loop in a DS1 Interoffice Transport Combination - Zone 2		2	UNCDX	UDL64	43.11	489.04	337.51					38.07	38.07	
		First 4-Wire 64Kbps Digital Grade Loop in a DS1 Interoffice Transport Combination - Zone 3		3	UNCDX	UDL64	67.26	489.04	337.51					38.07	38.07	
		First Interoffice Transport - Dedicated - DS1 combination - Per Mile Per Month			UNC1X	1L5XX	0.5753									
		First Interoffice Transport - Dedicated - DS1 combination - Facility Termination Per Month			UNC1X	U1TF1	71.29	217.17	163.75				38.07	38.07		
		Per each Channel System 1/0 in combination Per Month			UNC1X	MQ1	146.69	197.78	140.06							
		Per each OCU-DP COCI (data) in combination - per month (2.4-64kbs)			UNCDX	1D1DD	2.00	15.76	11.28							
		3/1 Channel System in combination per month			UNC3X	MQ3	233.10	403.97	234.40							
		Per each DS1 COCI in combination per month			UNC1X	UC1D1	16.07	13.09	9.38							
		Additional 4-Wire 64Kbps Digital Grade Loop in same DS1 Interoffice Transport Combination - Zone 1		1	UNCDX	UDL64	25.32	489.04	337.51					38.07	38.07	
		Additional 4-Wire 64Kbps Digital Grade Loop in same DS1 Interoffice Transport Combination - Zone 2		2	UNCDX	UDL64	43.11	489.04	337.51					38.07	38.07	
		Additional 4-Wire 64Kbps Digital Grade Loop in same DS1 Interoffice Transport Combination - Zone 3		3	UNCDX	UDL64	67.26	489.04	337.51					38.07	38.07	
		Additional OCU-DP COCI (data) - DS1 to DS0 Channel System combination - per month (2.4-64kbs)			UNCDX	1D1DD	2.00	15.76	11.28							
		Each Additional DS1 Interoffice Channel per mile in same 3/1 Channel System per month			UNC1X	1L5XX	0.5753									
		Each Additional DS1 Interoffice Channel Facility Termination in same 3/1 Channel System per month			UNC1X	U1TF1	71.29	217.17	163.75				38.07	38.07		
		Each Additional DS1 COCI in the same 3/1 channel system combination per month			UNC1X	UC1D1	16.07	13.09	9.38							
		Nonrecurring Currently Combined Network Elements Switch -As-Is Charge			UNC1X	UNCCC		21.75	21.75	32.28	10.96			38.07	38.07	
EXTENDED 2-WIRE ISDN LOOP WITH DS1 INTEROFFICE TRANSPORT w/ 3/1 MUX																
		First 2-Wire ISDN Loop in a DS1 Interoffice Combination Transport - Zone 1		1	UNCNX	U1L2X	19.42	325.91	251.31					38.07	38.07	
		First 2-Wire ISDN Loop in a DS1 Interoffice Combination Transport - Zone 2		2	UNCNX	U1L2X	32.88	325.91	251.31					38.07	38.07	
		First 2-Wire ISDN Loop in a DS1 Interoffice Combination Transport - Zone 3		3	UNCNX	U1L2X	51.14	325.91	251.31					38.07	38.07	
		First Interoffice Transport - Dedicated - DS1 combination - Per Mile per month			UNC1X	1L5XX	0.5753									
		First Interoffice Transport - Dedicated - DS1 combination - Facility Termination per month			UNC1X	U1TF1	71.29	217.17	163.75				38.07	38.07		
		Per each Channel System 1/0 in combination - per month			UNC1X	MQ1	146.69	197.78	140.06							
		Per each 2-wire ISDN COCI (BRITE) in combination - per month			UNCNX	UC1CA	3.59	15.76	11.28							
		3/1 Channel System in combination per month			UNC3X	MQ3	233.10	403.97	234.40							
		Per each DS1 COCI in combination per month			UNC1X	UC1D1	16.07	13.09	9.38							
		Additional 2-wire ISDN Loop in same DS1Interoffice Transport Combination - Zone 1		1	UNCNX	U1L2X	19.42	325.91	251.31					38.07	38.07	
		Additional 2-wire ISDN Loop in same DS1Interoffice Transport Combination - Zone 2		2	UNCNX	U1L2X	32.88	325.91	251.31					38.07	38.07	
		Additional 2-wire ISDN Loop in same DS1Interoffice Transport Combination - Zone 3		3	UNCNX	U1L2X	51.14	325.91	251.31					38.07	38.07	
		Additional 2-wire ISDN COCI (BRITE) in same 1/0 channel system combination- per month			UNCNX	UC1CA	3.59	15.76	11.28							

UNBUNDLED NETWORK ELEMENTS - North Carolina												Attachment: 2		Exhibit: A				
CATEGORY	RATE ELEMENTS				Interim	Zone	BCS	USOC	RATES (\$)				Svc Order Submitted Elec per LSR	Svc Order Submitted Manually per LSR	Incremental Charge - Manual Svc Order vs. Electronic-1st	Incremental Charge - Manual Svc Order vs. Electronic-Add'l	Incremental Charge - Manual Svc Order vs. Electronic-Disc 1st	Incremental Charge - Manual Svc Order vs. Electronic-Disc Add'l
								Rec	Nonrecurring		Nonrecurring Disconnect		OSS Rates (\$)					
									First	Add'l	First	Add'l	SOMEc	SOMAN	SOMAN	SOMAN	SOMAN	SOMAN
		Each Additional DS1 Interoffice Channel per mile in same 3/1 Channel System per month						UNC1X	1L5XX	0.5753								
		Each Additional DS1 Interoffice Channel Facility Termination in same 3/1 Channel System per month						UNC1X	U1TF1	71.29	217.17	163.75			38.07	38.07		
		Each Additional DS1 COCI in the same 3/1 channel system combination per month						UNC1X	UC1D1	16.07	13.09	9.38						
		Nonrecurring Currently Combined Network Elements Switch -As-Is Charge						UNC1X	UNCCC		21.75	21.75	32.28	10.96		38.07	38.07	
	EXTENDED 4-WIRE DS1 LOOP WITH DEDICATED DS1 INTEROFFICE TRANSPORT w/ 3/1 MUX																	
		First 4-wire DS1 Digital Lcoal Loop in Combination - Zone 1					1	UNC1X	USLXX	47.60	714.84	421.47			38.07	38.07		
		First 4-wire DS1 Digital Lcoal Loop in Combination - Zone 2					2	UNC1X	USLXX	84.36	714.84	421.47			38.07	38.07		
		First 4-wire DS1 Digital Lcoal Loop in Combination - Zone 3					3	UNC1X	USLXX	134.29	714.84	421.47			38.07	38.07		
		First Interoffice Transport - Dedicated - DS1 combination - Per Mile Per Month						UNC1X	1L5XX	0.5753								
		First Interoffice Transport - Dedicated - DS1 combination - Facility Termination Per Month						UNC1X	U1TF1	71.29	217.17	163.75			38.07	38.07		
		3/1 Channel System in combination per month						UNC3X	MQ3	233.10	403.97	234.40						
		Per each DS1 COCI combination per month						UNC1X	UC1D1	16.07	13.09	9.38						
		Each Additional DS1 Interoffice Channel per mile in same 3/1 Channel System per month						UNC1X	1L5XX	0.5753								
		Each Additional DS1 Interoffice Channel Facility Termination in same 3/1 Channel System per month						UNC1X	U1TF1	71.29	217.17	163.75			38.07	38.07		
		Each Additional DS1 COCI in the same 3/1 channel system combination per month						UNC1X	UC1D1	16.07	13.09	9.38						
		Additional 4-Wire DS1 Digital Local Loop in Combination - Zone 1					1	UNC1X	USLXX	47.60	714.84	421.47			38.07	38.07		
		Additional 4-Wire DS1 Digital Local Loop in Combination - Zone 2					2	UNC1X	USLXX	84.36	714.84	421.47			38.07	38.07		
		Additional 4-Wire DS1 Digital Local Loop in Combination - Zone 3					3	UNC1X	USLXX	134.29	714.84	421.47			38.07	38.07		
		Nonrecurring Currently Combined Network Elements Switch -As-Is Charge						UNC1X	UNCCC		21.75	21.75	32.28	10.96		38.07	38.07	
	EXTENDED 4-WIRE 56 KBPS DIGITAL EXTENDED LOOP WITH DS0 INTEROFFICE TRANSPORT																	
		First 4-wire 56 kbps Local Loop in combination - Zone 1					1	UNCDX	UDL56	25.32	489.04	337.51						
		First 4-wire 56 kbps Local Loop in combination - Zone 2					2	UNCDX	UDL56	43.11	489.04	337.51						
		First 4-wire 56 kbps Local Loop in combination - Zone 3					3	UNCDX	UDL56	67.26	489.04	337.51						
		First 4-wire 56 kbps Interoffice Transport - Dedicated - Per Mile per month						UNCDX	1L5XX	0.0282								
		First 4-wire 56 kbps Interoffice Transport - Dedicated - Facility Termination per month						UNCDX	U1TD5	17.40	137.48	52.58			38.07	38.07		
		Nonrecurring Currently Combined Network Elements Switch -As-Is Charge						UNCDX	UNCCC		21.75	21.75	32.28	10.96		38.07	38.07	
	EXTENDED 4-WIRE 64 KBPS DIGITAL EXTENDED LOOP WITH DS0 INTEROFFICE TRANSPORT																	
		First 4-wire 64 kbps Local Loop in combination - Zone 1					1	UNCDX	UDL64	25.32	489.04	337.51						
		First 4-wire 64 kbps Local Loop in combination - Zone 2					2	UNCDX	UDL64	43.11	489.04	337.51						
		First 4-wire 64 kbps Local Loop in combination - Zone 3					3	UNCDX	UDL64	67.26	489.04	337.51						
		First 4-wire 65 kbps Interoffice Transport - Dedicated - Per Mile per month						UNCDX	1L5XX	0.0282								
		First 4-wire 64 kbps Interoffice Transport - Dedicated - Facility Termination per month						UNCDX	U1TD6	17.40	137.48	52.58			38.07	38.07		
		Nonrecurring Currently Combined Network Elements Switch -As-Is Charge						UNCDX	UNCCC		21.75	21.75	32.28	10.96		38.07	38.07	
ADDITIONAL NETWORK ELEMENTS																		
	When used as a part of a currently combined facility, the non-recurrng charges do not apply, but a Switch As Is charge does apply.																	
	When used as ordinarily combined network elements in All States, the non-recurring charges apply and the Switch As Is Charge does not.																	
	Nonrecurring Currently Combined Network Elements "Switch As Is" Charge (One applies to each combination)																	
		Nonrecurring Currently Combined Network Elements Switch -As-Is Charge - 2 wire/4-Wire VG						UNCVX	UNCCC		21.75	21.75	32.28	10.96		26.94	12.76	

UNBUNDLED NETWORK ELEMENTS - North Carolina											Attachment: 2		Exhibit: A						
CATEGORY	RATE ELEMENTS			Interim	Zone	BCS	USOC	RATES (\$)				Svc Order Submitted Elec per LSR	Svc Order Submitted Manually per LSR	Incremental Charge - Manual Svc Order vs. Electronic-1st	Incremental Charge - Manual Svc Order vs. Electronic-Add'l	Incremental Charge - Manual Svc Order vs. Electronic-Disc 1st	Incremental Charge - Manual Svc Order vs. Electronic-Disc Add'l		
								Rec	Nonrecurring		Nonrecurring Disconnect		OSS Rates (\$)						
									First	Add'l	First	Add'l	SOMEc	SOMAN	SOMAN	SOMAN	SOMAN	SOMAN	
		Nonrecurring Currently Combined Network Elements Switch -As-Is Charge - 56/64 kbps					UNCDX	UNCCC		21.75	21.75	32.28	10.96			26.94	12.76		
		Nonrecurring Currently Combined Network Elements Switch -As-Is Charge - DS1					UNC1X	UNCCC		21.75	21.75	32.28	10.96			26.94	12.76		
		Nonrecurring Currently Combined Network Elements Switch -As-Is Charge - DS3					UNC3X	UNCCC		21.75	21.75	32.28	10.96			26.94	12.76		
		Nonrecurring Currently Combined Network Elements Switch -As-Is Charge - STS1					UNCSX	UNCCC		21.75	21.75	32.28	10.96			26.94	12.76		
Optional Features & Functions:																			
		Clear Channel Capability Extended Frame Option - per DS1			I		U1TD1, ULDD1,UNC1X	CCOEF	0I	0I	0I	0I							
		Clear Channel Capability Super FrameOption - per DS1			I		U1TD1, ULDD1,UNC1X	CCOSF	0I	0I	0I	0I							
		Clear Channel Capability (SF/ESF) Option - Subsequent Activity - per DS1			I		ULDD1, U1TD1, UNC1X, USL	NRCCC	184.76S	23.8S	1.99S	0.78S			26.94	12.76			
		C-bit Parity Option - Subsequent Activity - per DS3			i		U1TD3, ULDD3, UE3, UNC3X	NRCC3	218.92S	7.66S	.7576S	0S			26.94	12.76			
MULTIPLXERS																			
		DS1 to DS0 Channel System per month					UNC1X	MQ1	146.69	197.78	140.06				26.94	12.76			
		OCU-DP COCI (data) - DS1 to DS0 Channel System - per month (2.4-64kbs) used for a Local Loop					UDL	1D1DD	2.00	13.09	9.38								
		OCU-DP COCI (data) - DS1 to DS0 Channel System - per month (2.4-64kbs) used for connection to a channelized DS1 Local Channel in the same SWC as collocation					U1TUD	1D1DD	2.00	13.09	9.38								
		2-wire ISDN COCI (BRITE) - DS1 to DS0 Channel Systsem - per month for a Local Loop					UDN	UC1CA	3.59	13.09	9.38								
		2-wire ISDN COCI (BRITE) - DS1 to DS0 Channel Systsem - per month used for connection to a channelized DS1 Local Channel in the same SWC as collocation					U1TUB	UC1CA	3.59	13.09	9.38								
		Voice Grade COCI - DS1 to DS0 Channel System - per month used for a Local Loop					UEA	1D1VG	1.27	13.09	9.38								
		Voice Grade COCI - DS1 to DS0 Channel System - per month used for connection to a channelized DS1 Local Channel in the same SWC as collocation					U1TUC	1D1VG	1.27	13.09	9.38								
		DS3 to DS1 Channel System per month					UNC3X	MQ3	233.10	403.97	234.40				26.94	12.76			
		STS-1 to DS1 Channel System per month					UNCSX	MQ3	233.10	403.97	234.40				26.94	12.76			
		DS1 COCI used with Loop per month					USL	UC1D1	16.07	13.09	9.38								
		DS1 COCI (used for connection to a channelized DS1 Local Channel in the same SWC as collocation) per month					U1TUA	UC1D1	16.07	13.09	9.38								
		DS1 COCI used with Interoffice Channel per month					U1TD1	UC1D1	16.07	13.09	9.38								
		DS3 Interface Unit (DS1 COCI) used with Local Channel per month					ULDD1	UC1D1	16.07	13.09	9.38								
															26.94	12.76			
															26.94	12.76			
UNBUNDLED LOCAL EXCHANGE SWITCHING(PORTS)																			
Exchange Ports																			
NOTE: Although the Port Rate includes all available features in GA, KY, LA & TN, the desired features will need to be ordered using retail USOCs																			
2-WIRE VOICE GRADE LINE PORT RATES (RES)																			
		Exchange Ports - 2-Wire Analog Line Port- Res.					UEPSR	UEPRL	2.19	21.60	21.60				26.94	12.76			
		Exchange Ports - 2-Wire Analog Line Port with Caller ID - Res.					UEPSR	UEPRC	2.19	21.60	21.60				26.94	12.76			
		Exchange Ports - 2-Wire Analog Line Port outgoing only - Res.					UEPSR	UEPRO	2.19	21.60	21.60				26.94	12.76			
		Exchange Ports - 2-Wire VG unbundled res, low usage line port with Caller ID (LUM)					UEPSR	UEPAP	2.19	21.60	21.60				26.94	12.76			
		2-Wire voice unbundled Low Usage Line Port without Caller ID Capability					UEPSR	UEPRT	2.19	21.60	21.60				26.94	12.76			
		2-Wire Voice Grade Unbundled Port without Caller ID capability, North Carolina					UEPSR	UEPRZ	2.19	21.60	21.60								

UNBUNDLED NETWORK ELEMENTS - North Carolina												Attachment: 2		Exhibit: A		
CATEGORY	RATE ELEMENTS		Interim	Zone	BCS	USOC	RATES (\$)				Svc Order Submitted Elec per LSR	Svc Order Submitted Manually per LSR	Incremental Charge - Manual Svc Order vs. Electronic-1st	Incremental Charge - Manual Svc Order vs. Electronic-Add'l	Incremental Charge - Manual Svc Order vs. Electronic-Disc 1st	Incremental Charge - Manual Svc Order vs. Electronic-Disc Add'l
							Rec	Nonrecurring		Nonrecurring Disconnect		OSS Rates (\$)				
								First	Add'l	First	Add'l	SOME C	SOMAN	SOMAN	SOMAN	SOMAN
		2-Wire Voice Grade Unbundled Port with Caller ID capability, North Carolina			UEPSR	UEPRY	2.19	21.60	21.60							
		Subsequent Activity			UEPSR	USASC	0.00	0.00	0.00				26.94	12.76		
	FEATURES															
		All Available Vertical Features			UEPSR	UEPVF	3.40	0.00	0.00				26.94	12.76		
	2-WIRE VOICE GRADE LINE PORT RATES (BUS)															
		Exchange Ports - 2-Wire Analog Line Port without Caller ID - Bus			UEPSB	UEPBL	2.19	21.60	21.60				26.94	12.76		
		Exchange Ports - 2-Wire VG unbundled Line Port with unbundled port with Caller+E484 ID - Bus.			UEPSB	UEPBC	2.19	21.60	21.60				26.94	12.76		
		Exchange Ports - 2-Wire Analog Line Port outgoing only - Bus.			UEPSB	UEPBO	2.19	21.60	21.60				26.94	12.76		
		Exchange Ports - 2-Wire VG unbundled incoming only port with Caller ID - Bus			UEPSB	UEPB1	2.19	21.60	21.60				26.94	12.76		
		2-Wire voice unbundled Incoming Only Port without Caller ID Capability			UEPSB	UEPBE	2.19	21.60	21.60				26.94	12.76		
		Subsequent Activity			UEPSB	USASC	0.00	0.00	0.00							
	FEATURES															
		All Available Vertical Features			UEPSB	UEPVF	3.40	0.00	0.00				26.94	12.76		
	EXCHANGE PORT RATES (DID & PBX)															
		2-Wire VG Unbundled 2-Way PBX Trunk - Res			UEPSE	UEPRD	2.18	21.60	21.60				26.94	12.76		
		2-Wire VG Line Side Unbundled 2-Way PBX Trunk - Bus			UEPSP	UEPPC	2.18	21.60	21.60				26.94	12.76		
		2-Wire VG Line Side Unbundled Outward PBX Trunk - Bus			UEPSP	UEPPO	2.18	21.60	21.60				26.94	12.76		
		2-Wire VG Line Side Unbundled Incoming PBX Trunk - Bus			UEPSP	UEPP1	2.18	21.60	21.60				26.94	12.76		
		2-Wire Analog Long Distance Terminal PBX Trunk - Bus			UEPSP	UEPLD	2.18	21.60	21.60				26.94	12.76		
		2-Wire Voice Unbundled PBX LD Terminal Ports			UEPSP	UEPLD	2.18	21.60	21.60				26.94	12.76		
		2-Wire Vice Unbundled 2-Way PBX Usage Port			UEPSP	UEPXA	2.18	21.60	21.60				26.94	12.76		
		2-Wire Voice Unbundled PBX Toll Terminal Hotel Ports			UEPSP	UEPXB	2.18	21.60	21.60				26.94	12.76		
		2-Wire Voice Unbundled PBX LD DDD Terminals Port			UEPSP	UEPXC	2.18	21.60	21.60				26.94	12.76		
		2-Wire Voice Unbundled PBX LD Terminal Switchboard Port			UEPSP	UEPXD	2.18	21.60	21.60				26.94	12.76		
		2-Wire Voice Unbundled PBX LD Terminal Switchboard IDD Capable Port			UEPSP	UEPXE	2.18	21.60	21.60				26.94	12.76		
		2-Wire Voice Unbundled 2-Way PBX Hotel/Hospital Economy Administrative Calling Port			UEPSP	UEPXL	2.18	21.60	21.60				26.94	12.76		
		2-Wire Voice Unbundled 2-Way PBX Hotel/Hospital Economy Room Calling Port			UEPSP	UEPXM	2.18	21.60	21.60				26.94	12.76		
		2-Wire Voice Unbundled 1-Way Outgoing PBX Hotel/Hospital Discount Room Calling Port			UEPSP	UEPXO	2.18	21.60	21.60				26.94	12.76		
		2-Wire Voice Unbundled 1-Way Outgoing PBX Measured Port			UEPSP	UEPXS	2.18	21.60	21.60				26.94	12.76		
		Subsequent Activity			UEPSP	USASC	0.00	0.00	0.00				26.94	12.76		
	FEATURES															
		All Available Vertical Features			UEPSP	UEPVF	3.40	0.00	0.00				26.94	12.76		
	EXCHANGE PORT RATES (COIN)															
		Exchange Ports - Coin Port					2.59	21.60	21.60				26.94	12.76		
NOTE: Transmission/usage charges associated with POTS circuit switched usage will also apply to circuit switched voice and/or circuit switched data transmission by B-Channels associated with 2-wire ISDN ports.																
NOTE: Access to B Channel or D Channel Packet capabilities will be available only through BFR/New Business Request Process. Rates for the packet capabilities will be determined via the Bona Fide Request/New Business Request Process.																
UNBUNDLED LOCAL EXCHANGE SWITCHING(PORTS)																
EXCHANGE PORT RATES																
The DS1 Port rates below for 4-Wire DDITS Trunk Port and 4-Wire ISDN Port in this rate exhibit apply to the embedded base in place as of 10/2/03 until 4/1/04. After 4/1/04 these rates shall revert to tariff rates or a separate agreement.																
Requests for 4-Wire DDITS Trunk Ports with 4-Wire ISDN DS1 Ports after the effective date of this amendment shall be provided pursuant to a separate agreement or tariff at BellSouth's discretion.																
		Exchange Ports - 2-Wire DID Port			UEPEX	UEPP2	12.36	81.84	81.84				26.94	12.76		
		Exchange Ports - DDITS Port - 4-Wire DS1 Port with DID capability (E:4/1/2004)			UEPDD	UEPDD	123.65	116.59	69.92				26.94	12.76		
		Exchange Ports - 2-Wire ISDN Port (See Notes below.)			UEPTX, UEPSX	U1PMA	24.50	62.29	62.29				55.30	55.30		
		All Features Offered			UEPTX, UEPSX	UEPVF	3.40	0.00	0.00							
		Exchange Ports - 2-Wire ISDN Port -- Channel Profiles			UEPTX, UEPSX	U1UMA	0.00	0.00	0.00							
NOTE: Transmission/usage charges associated with POTS circuit switched usage will also apply to circuit switched voice and/or circuit switched data transmission by B-Channels associated with 2-wire ISDN ports.																
NOTE: Access to B Channel or D Channel Packet capabilities will be available only through BFR/New Business Request Process. Rates for the packet capabilities will be determined via the Bona Fide Request/New Business Request Process.																
EXCHANGE PORT RATES (continued)																

UNBUNDLED NETWORK ELEMENTS - North Carolina												Attachment: 2		Exhibit: A			
CATEGORY		RATE ELEMENTS		Interim	Zone	BCS		USOC		RATES (\$)		Svc Order Submitted Elec per LSR	Svc Order Submitted Manually per LSR	Incremental Charge - Manual Svc Order vs. Electronic-1st	Incremental Charge - Manual Svc Order vs. Electronic-Add'l	Incremental Charge - Manual Svc Order vs. Electronic-Disc 1st	Incremental Charge - Manual Svc Order vs. Electronic-Disc Add'l

UNBUNDLED NETWORK ELEMENTS - North Carolina												Attachment: 2		Exhibit: A				
CATEGORY	RATE ELEMENTS				Interim	Zone	BCS	USOC	RATES (\$)				Svc Order Submitted Elec per LSR	Svc Order Submitted Manually per LSR	Incremental Charge - Manual Svc Order vs. Electronic-1st	Incremental Charge - Manual Svc Order vs. Electronic-Add'l	Incremental Charge - Manual Svc Order vs. Electronic-Disc 1st	Incremental Charge - Manual Svc Order vs. Electronic-Disc Add'l
								Rec	Nonrecurring		Nonrecurring Disconnect		OSS Rates (\$)					
									First	Add'l	First	Add'l	SOMEc	SOMAN	SOMAN	SOMAN	SOMAN	SOMAN
								2.19	21.60	21.60					26.94	12.76		
								2.19	21.60	21.60					26.94	12.76		
								2.19	21.60	21.60					26.94	12.76		
	Non-Recurring																	
									2.77	0.40					26.94	12.76		
									2.77	0.40								
UNBUNDLED LOCAL SWITCHING, PORT USAGE																		
	End Office Switching (Port Usage)																	
								0.0015										
								0.00023										
	Tandem Switching (Port Usage) (Local or Access Tandem)																	
								0.0006										
								0.0003										
								0.00024618										
								0.00012309										
	Common Transport																	
								0.00001										
								0.00034										
UNBUNDLED PORT/LOOP COMBINATIONS - COST BASED RATES																		
Cost Based Rates are applied where BellSouth is required by FCC and/or State Commission rule to provide Unbundled Local Switching or Switch Ports.																		
Features shall apply to the Unbundled Port/Loop Combination - Cost Based Rate section in the same manner as they are applied to the Stand-Alone Unbundled Port section of this Rate Exhibit.																		
End Office and Tandem Switching Usage and Common Transport Usage rates in the Port section of this rate exhibit shall apply to all combinations of loop/port network elements except for UNE Coin Port/Loop Combinations.																		
The first and additional Port nonrecurring charges apply to Not Currently Combined Combos. For Currently Combined Combos the nonrecurring charges shall be those identified in the Nonrecurring - Currently Combined sections.																		
2-WIRE VOICE GRADE LOOP WITH 2-WIRE LINE PORT (RES)																		
UNE Port/Loop Combination Rates																		
								13.03										
								21.33										
								32.61										
UNE Loop Rates																		
								10.75										
								19.05										
								30.33										
2-Wire Voice Grade Line Port Rates (Res)																		
								2.28	79.59	63.97					40.18	9.45		
								2.28	79.59	63.97					40.18	9.45		
								2.28	79.59	63.97					40.18	9.45		
								2.28	79.59	63.97					40.18	9.45		
								2.28	79.59	63.97					40.18	9.45		
								2.28	79.59	63.97					40.18	9.45		
								2.28	79.59	63.97					40.18	9.45		
FEATURES																		
								3.40	0.00	0.00					40.18	9.45		
LOCAL NUMBER PORTABILITY																		
								0.35										
NONRECURRING CHARGES (NRCs) - CURRENTLY COMBINED																		
									2.77	0.40					40.18	9.45		
									2.77	0.40					40.18	9.45		
									1.42						10.27			

UNBUNDLED NETWORK ELEMENTS - North Carolina												Attachment: 2		Exhibit: A		
CATEGORY		RATE ELEMENTS	Interim	Zone	BCS	USOC	RATES (\$)				Svc Order Submitted Elec per LSR	Svc Order Submitted Manually per LSR	Incremental Charge - Manual Svc Order vs. Electronic-1st	Incremental Charge - Manual Svc Order vs. Electronic-Add'l	Incremental Charge - Manual Svc Order vs. Electronic-Disc 1st	Incremental Charge - Manual Svc Order vs. Electronic-Disc Add'l
							Rec	Nonrecurring		Nonrecurring Disconnect		OSS Rates (\$)				
								First	Add'l	First	Add'l	SOMEc	SOMAN	SOMAN	SOMAN	SOMAN
		ADDITIONAL NRCs														
		2-Wire Voice Grade Loop/Line Port Combination - Subsequent Activity			UEPRX	USAS2	0.00	0.00	0.00					40.18	9.45	
		Unbundled Miscellaneous Rate Element, Tag Loop at End User Premise			UEPRX	URETL		8.33	0.83					26.94	12.76	0.00 0.00
		OFF/ON PREMISES EXTENSION CHANNELS														
		2 Wire Analog Voice Grade Extension Loop – Non-Design		1	UEPRX	UEAEN	12.11	57.99	42.37					26.94	12.76	0.00 0.00
		2 Wire Analog Voice Grade Extension Loop – Non-Design		2	UEPRX	UEAEN	21.24	57.99	42.37					26.94	12.76	0.00 0.00
		2 Wire Analog Voice Grade Extension Loop – Non-Design		3	UEPRX	UEAEN	33.65	57.99	42.37					26.94	12.76	0.00 0.00
		2 Wire Analog Voice Grade Extension Loop – Design		1	UEPRX	UEAED	14.97	142.97	106.56					26.94	12.76	0.00 0.00
		2 Wire Analog Voice Grade Extension Loop – Design		2	UEPRX	UEAED	25.93	142.97	106.56					26.94	12.76	0.00 0.00
		2 Wire Analog Voice Grade Extension Loop – Design		3	UEPRX	UEAED	40.81	142.97	106.56					26.94	12.76	0.00 0.00
		INTEROFFICE TRANSPORT														
		Interoffice Transport - Dedicated - 2 Wire Voice Grade - Facility Termination			UEPRX	U1TV2	18.00	137.48	52.58					38.07	38.07	
		Interoffice Transport - Dedicated - 2 Wire Voice Grade - Per Mile or Fraction Mile			UEPRX	U1TVM	0.0125	0.00	0.00							
		2-WIRE VOICE GRADE LOOP WITH 2-WIRE LINE PORT (BUS)														
		UNE Port/Loop Combination Rates														
		2-Wire VG Loop/Port Combo - Zone 1		1			13.03									
		2-Wire VG Loop/Port Combo - Zone 2		2			21.33									
		2-Wire VG Loop/Port Combo - Zone 3		3			32.61									
		UNE Loop Rates														
		2-Wire Voice Grade Loop (SL1) - Zone 1		1	UEPBX	UEPLX	10.75									
		2-Wire Voice Grade Loop (SL1) - Zone 2		2	UEPBX	UEPLX	19.05									
		2-Wire Voice Grade Loop (SL1) - Zone 3		3	UEPBX	UEPLX	30.33									
		2-Wire Voice Grade Line Port (Bus)														
		2-Wire voice unbundled port without Caller ID - bus			UEPBX	UEPBL	2.28	79.59	63.97					40.18	9.45	
		2-Wire voice unbundled port with Caller + E484 ID - bus			UEPBX	UEPBC	2.28	79.59	63.97					40.18	9.45	
		2-Wire voice unbundled port outgoing only - bus			UEPBX	UEPBO	2.28	79.59	63.97					40.18	9.45	
		2-Wire voice unbundled incoming only port with Caller ID - Bus			UEPBX	UEPB1	2.28	79.59	63.97					40.18	9.45	
		2-Wire voice unbundled Incoming Only Port without Caller ID Capability			UEPBX	UEPBE	2.28	79.59	63.97					40.18	9.45	
		LOCAL NUMBER PORTABILITY														
		Local Number Portability (1 per port)			UEPBX	LNPCX	0.35									
		FEATURES														
		All Features Offered			UEPBX	UEPVF	3.40	0.00	0.00					40.18	9.45	
		NONRECURRING CHARGES (NRCs) - CURRENTLY COMBINED														
		2-Wire Voice Grade Loop / Line Port Combination - Conversion - Switch-as-is			UEPBX	USAC2		2.77	0.40					40.18	9.45	
		2-Wire Voice Grade Loop / Line Port Combination - Conversion - Switch with change			UEPBX	USACC		2.77	0.40					40.18	9.45	
		2-Wire Voice Grade Loop / Line Port Combination - Conversion - Subsequent Database Update						1.42						10.27		
		ADDITIONAL NRCs														
		2-Wire Voice Grade Loop/Line Port Combination - Subsequent Activity			UEPBX	USAS2		0.00	0.00					40.18	9.45	
		Unbundled Miscellaneous Rate Element, Tag Loop at End User Premise			UEPBX	URETL		8.33	0.83					26.94	12.76	0.00 0.00
		OFF/ON PREMISES EXTENSION CHANNELS														
		2 Wire Analog Voice Grade Extension Loop – Non-Design		1	UEPBX	UEAEN	12.11	57.99	42.37					26.94	12.76	0.00 0.00
		2 Wire Analog Voice Grade Extension Loop – Non-Design		2	UEPBX	UEAEN	21.24	57.99	42.37					26.94	12.76	0.00 0.00
		2 Wire Analog Voice Grade Extension Loop – Non-Design		3	UEPBX	UEAEN	33.65	57.99	42.37					26.94	12.76	0.00 0.00
		2 Wire Analog Voice Grade Extension Loop – Design		1	UEPBX	UEAED	14.97	142.97	106.56					26.94	12.76	0.00 0.00
		2 Wire Analog Voice Grade Extension Loop – Design		2	UEPBX	UEAED	25.93	142.97	106.56					26.94	12.76	0.00 0.00
		2 Wire Analog Voice Grade Extension Loop – Design		3	UEPBX	UEAED	40.81	142.97	106.56					26.94	12.76	0.00 0.00
		INTEROFFICE TRANSPORT														
		Interoffice Transport - Dedicated - 2 Wire Voice Grade - Facility Termination			UEPBX	U1TV2	18.00	137.48	52.58					38.07	38.07	

UNBUNDLED NETWORK ELEMENTS - North Carolina												Attachment: 2		Exhibit: A		
CATEGORY	RATE ELEMENTS		Interim	Zone	BCS	USOC	RATES (\$)				Svc Order Submitted Elec per LSR	Svc Order Submitted Manually per LSR	Incremental Charge - Manual Svc Order vs. Electronic-1st	Incremental Charge - Manual Svc Order vs. Electronic-Add'l	Incremental Charge - Manual Svc Order vs. Electronic-Disc 1st	Incremental Charge - Manual Svc Order vs. Electronic-Disc Add'l
							Rec	Nonrecurring		Nonrecurring Disconnect		OSS Rates (\$)				
								First	Add'l	First	Add'l	SOMEc	SOMAN	SOMAN	SOMAN	SOMAN
		Interoffice Transport - Dedicated - 2 Wire Voice Grade - Per Mile or Fraction Mile			UEPBX	U1TVM	0.0125	0.00	0.00							
	2-WIRE VOICE GRADE LOOP WITH 2-WIRE LINE PORT (RES - PBX)															
	UNE Port/Loop Combination Rates															
		2-Wire VG Loop/Port Combo - Zone 1		1			13.03									
		2-Wire VG Loop/Port Combo - Zone 2		2			21.33									
		2-Wire VG Loop/Port Combo - Zone 3		3			32.61									
	UNE Loop Rates															
		2-Wire Voice Grade Loop (SL 1) - Zone 1		1	UEPRG	UEPLX	10.75									
		2-Wire Voice Grade Loop (SL 1) - Zone 2		2	UEPRG	UEPLX	19.05									
		2-Wire Voice Grade Loop (SL 1) - Zone 3		3	UEPRG	UEPLX	30.33									
	2-Wire Voice Grade Line Port Rates (RES - PBX)															
		2-Wire VG Unbundled Combination 2-Way PBX Trunk Port - Res			UEPRG	UEPRD	2.28	164.57	128.16				40.18	9.45		
	LOCAL NUMBER PORTABILITY															
		Local Number Portability (1 per port)			UEPRG	LNPCP	3.15	0.00	0.00							
	FEATURES															
		All Features Offered			UEPRG	UEPVF	3.40	0.00	0.00				40.18	9.45		
	NONRECURRING CHARGES (NRCs) - CURRENTLY COMBINED															
		2-Wire Voice Grade Loop/ Line Port Combination (PBX) - Conversion - Switch-As-Is			UEPRG	USAC2		2.77	0.40				40.18	9.45		
		2-Wire Voice Grade Loop/ Line Port Combination (PBX) - Conversion - Switch with Change			UEPRG	USACC		2.77	0.40				40.18	9.45		
		2-Wire Voice Grade Loop / Line Port Combination - Conversion - Subsequent Database Update						1.42					10.27			
	ADDITIONAL NRCs															
		2-Wire Voice Grade Loop/ Line Port Combination (PBX) - Subsequent Activity			UEPRG	USAS2	0.00	0.00	0.00				40.18	9.45		
		Unbundled Miscellaneous Rate Element, Tag Loop at End User Premise			UEPRG	URETL		8.33	0.83				26.94	12.76	0.00	0.00
	OFF/ON PREMISES EXTENSION CHANNELS															
		Local Channel Voice grade, per termination		1	UEPRG	P2JHX	14.97	142.97	106.56				26.94	12.76	0.00	0.00
		Local Channel Voice grade, per termination		2	UEPRG	P2JHX	25.93	142.97	106.56				26.94	12.76	0.00	0.00
		Local Channel Voice grade, per termination		3	UEPRG	P2JHX	40.81	142.97	106.56				26.94	12.76	0.00	0.00
		Non-Wire Direct Serve Channel Voice Grade		1	UEPRG	SDD2X	14.62	252.06	109.08				26.94	12.76	0.00	0.00
		Non-Wire Direct Serve Channel Voice Grade		2	UEPRG	SDD2X	23.86	126.03	54.54				26.94	12.76	0.00	0.00
		Non-Wire Direct Serve Channel Voice Grade		3	UEPRG	SDD2X	36.40	126.03	54.54				26.94	12.76	0.00	0.00
	INTEROFFICE TRANSPORT															
		Interoffice Transport - Dedicated - 2 Wire Voice Grade - Facility Termination			UEPRG	U1TV2	18.00	137.48	52.58				38.07	38.07		
		Interoffice Transport - Dedicated - 2 Wire Voice Grade - Per Mile or Fraction Mile			UEPRG	U1TVM	0.0125	0.00	0.00							
	2-WIRE VOICE GRADE LOOP WITH 2-WIRE LINE PORT (BUS - PBX)															
	UNE Port/Loop Combination Rates															
		2-Wire VG Loop/Port Combo - Zone 1		1			13.03									
		2-Wire VG Loop/Port Combo - Zone 2		2			21.33									
		2-Wire VG Loop/Port Combo - Zone 3		3			32.61									
	UNE Loop Rates															
		2-Wire Voice Grade Loop (SL 1) - Zone 1		1	UEPPX	UEPLX	10.75									
		2-Wire Voice Grade Loop (SL 1) - Zone 2		2	UEPPX	UEPLX	19.05									
		2-Wire Voice Grade Loop (SL 1) - Zone 3		3	UEPPX	UEPLX	30.33									
	2-Wire Voice Grade Line Port Rates (BUS - PBX)															
		Line Side Unbundled Combination 2-Way PBX Trunk Port - Bus			UEPPX	UEPPC	2.28	164.57	128.16				40.18	9.45		
		Line Side Unbundled Outward PBX Trunk Port - Bus			UEPPX	UEPPO	2.28	164.57	128.16				40.18	9.45		
		Line Side Unbundled Incoming PBX Trunk Port - Bus			UEPPX	UEPP1	2.28	164.57	128.16				40.18	9.45		
		2-Wire Voice Unbundled PBX LD Terminal Ports			UEPPX	UEPLD	2.28	164.57	128.16				40.18	9.45		
		2-Wire Voice Unbundled 2-Way Combination PBX Usage Port			UEPPX	UEPXA	2.28	164.57	128.16				40.18	9.45		
		2-Wire Voice Unbundled PBX Toll Terminal Hotel Ports			UEPPX	UEPXB	2.28	164.57	128.16				40.18	9.45		

UNBUNDLED NETWORK ELEMENTS - North Carolina											Attachment: 2		Exhibit: A		
CATEGORY	RATE ELEMENTS	Interim	Zone	BCS	USOC	RATES (\$)			Svc Order Submitted Elec per LSR	Svc Order Submitted Manually per LSR	Incremental Charge - Manual Svc Order vs. Electronic-1st	Incremental Charge - Manual Svc Order vs. Electronic-Add'l	Incremental Charge - Manual Svc Order vs. Electronic-Disc 1st	Incremental Charge - Manual Svc Order vs. Electronic-Disc Add'l	
						Rec	Nonrecurring		Nonrecurring Disconnect		OSS Rates (\$)				
							First	Add'l	First	Add'l	SOMEc	SOMAN	SOMAN	SOMAN	SOMAN
	2-Wire Voice Unbundled PBX LD DDD Terminals Port			UEPPX	UEPXC	2.28	164.57	128.16				40.18	9.45		
	2-Wire Voice Unbundled PBX LD Terminal Switchboard Port			UEPPX	UEPXD	2.28	164.57	128.16				40.18	9.45		
	2-Wire Voice Unbundled PBX LD Terminal Switchboard IDD Capable Port			UEPPX	UEPXE	2.28	164.57	128.16				40.18	9.45		
	2-Wire Voice Unbundled 2-Way PBX Hotel/Hospital Economy Administrative Calling Port			UEPPX	UEPXL	2.28	164.57	128.16				40.18	9.45		
	2-Wire Voice Unbundled 2-Way PBX Hotel/Hospital Economy Room Calling Port			UEPPX	UEPXM	2.28	164.57	128.16				40.18	9.45		
	2-Wire Voice Unbundled 1-Way Outgoing PBX Hotel/Hospital Discount Room Calling Port			UEPPX	UEPXO	2.28	164.57	128.16				40.18	9.45		
	2-Wire Voice Unbundled 1-Way Outgoing PBX Measured Port			UEPPX	UEPXS	2.28	164.57	128.16				40.18	9.45		
	LOCAL NUMBER PORTABILITY														
	Local Number Portability (1 per port)			UEPPX	LNPCP	3.15	0.00	0.00				40.18	9.45		
	FEATURES														
	All Features Offered			UEPPX	UEPVF	3.40	0.00	0.00				40.18	9.45		
	NONRECURRING CHARGES (NRCs) - CURRENTLY COMBINED														
	2-Wire Voice Grade Loop/ Line Port Combination (PBX) - Conversion - Switch-As-Is			UEPPX	USAC2		2.77	0.40				40.18	9.45		
	2-Wire Voice Grade Loop/ Line Port Combination (PBX) - Conversion - Switch with Change			UEPPX	USACC		2.77	0.40				40.18	9.45		
	2-Wire Voice Grade Loop / Line Port Combination - Conversion - Subsequent Database Update						1.42					10.27			
	ADDITIONAL NRCs														
	2-Wire Voice Grade Loop/ Line Port Combination (PBX) - Subsequent Activity			UEPPX	USAS2	0.00	0.00	0.00				40.18	9.45		
	Unbundled Miscellaneous Rate Element, Tag Loop at End User Premise			UEPPX	URETL		8.33	0.83				26.94	12.76	0.00	0.00
	OFF/ON PREMISES EXTENSION CHANNELS														
	Local Channel Voice grade, per termination		1	UEPPX	P2JHX	14.97	142.97	106.56				26.94	12.76	0.00	0.00
	Local Channel Voice grade, per termination		2	UEPPX	P2JHX	25.93	142.97	106.56				26.94	12.76	0.00	0.00
	Local Channel Voice grade, per termination		3	UEPPX	P2JHX	40.81	142.97	106.56				26.94	12.76	0.00	0.00
	Non-Wire Direct Serve Channel Voice Grade		1	UEPPX	SDD2X	14.62	252.06	109.08				26.94	12.76	0.00	0.00
	Non-Wire Direct Serve Channel Voice Grade		2	UEPPX	SDD2X	23.86	126.03	54.54				26.94	12.76	0.00	0.00
	Non-Wire Direct Serve Channel Voice Grade		3	UEPPX	SDD2X	36.40	126.03	54.54				26.94	12.76	0.00	0.00
	INTEROFFICE TRANSPORT														
	Interoffice Transport - Dedicated - 2 Wire Voice Grade - Facility Termination			UEPPX	U1TV2	18.00	137.48	52.58				38.07	38.07		
	Interoffice Transport - Dedicated - 2 Wire Voice Grade - Per Mile or Fraction Mile			UEPPX	U1TVM	0.0125	0.00	0.00							
	2-WIRE VOICE GRADE LOOP WITH 2-WIRE ANALOG LINE COIN PORT														
	UNE Port/Loop Combination Rates														
	2-Wire VG Coin Port/Loop Combo – Zone 1		1			13.03									
	2-Wire VG Coin Port/Loop Combo – Zone 2		2			21.33									
	2-Wire VG Coin Port/Loop Combo – Zone 3		3			32.61									
	UNE Loop Rates														
	2-Wire Voice Grade Loop (SL1) - Zone 1		1	UEPCO	UEPLX	10.75									
	2-Wire Voice Grade Loop (SL1) - Zone 2		2	UEPCO	UEPLX	19.05									
	2-Wire Voice Grade Loop (SL1) - Zone 3		3	UEPCO	UEPLX	30.33									
	2-Wire Voice Grade Line Ports (COIN)														
	2-Wire Coin 2-Way without Operator Screening and without Blocking (NC)			UEPCO	UEPND	2.28	79.59	63.97				40.18	9.45		
	2-Wire Coin 2-Way with Operator Screening (NC)			UEPCO	UEPNC	2.28	79.59	63.97				40.18	9.45		
	2-Wire Coin 2-Way with Operator Screening and Blocking: 011, 900/976, 1+DDD (NC, TN)			UEPCO	UEPRP	2.28	79.59	63.97				40.18	9.45		
	2-Wire Coin 2-Way with Operator Screening and 011 Blocking (NC)			UEPCO	UEPNB	2.28	79.59	63.97				40.18	9.45		
	2-Wire Coin 2-Way with Operator Screening: 900 Blocking: 900/976, 1+DDD, 011+, and Local (NC, TN)			UEPCO	UEPCA	2.28	79.59	63.97				40.18	9.45		

UNBUNDLED NETWORK ELEMENTS - North Carolina												Attachment: 2		Exhibit: A			
CATEGORY	RATE ELEMENTS		Interim	Zone	BCS	USOC	RATES (\$)				Svc Order Submitted Elec per LSR	Svc Order Submitted Manually per LSR	Incremental Charge - Manual Svc Order vs. Electronic-1st	Incremental Charge - Manual Svc Order vs. Electronic-Add'l	Incremental Charge - Manual Svc Order vs. Electronic-Disc 1st	Incremental Charge - Manual Svc Order vs. Electronic-Disc Add'l	
							Rec	Nonrecurring		Nonrecurring Disconnect		OSS Rates (\$)					
								First	Add'l	First	Add'l	SOMEc	SOMAN	SOMAN	SOMAN	SOMAN	SOMAN
		2-Wire Coin Outward with Operator Screening and 011 Blocking (NC)			UEPCO	UEPNE	2.28	79.59	63.97					40.18	9.45		
		2-Wire Coin Outward with Operator Screening and Blocking: 900/976, 1+DDD, 011+, and Local (NC)			UEPCO	UEPCL	2.28	79.59	63.97					40.18	9.45		
		2-Wire 2-Way Smartline with 900/976 (all states except LA)			UEPCO	UEPCK	2.28	79.59	63.97					40.18	9.45		
		2-Wire Coin Outward Smartline with 900/976 (all states except LA)			UEPCO	UEPCR	2.28	79.59	63.97					40.18	9.45		
		ADDITIONAL UNE COIN PORT/LOOP (RC)															
		UNE Coin Port/Loop Combo Usage (Flat Rate)			UEPCO	URECU	3.70	0.00	0.00	0.00	0.00			40.18	9.45		
		LOCAL NUMBER PORTABILITY															
		Local Number Portability (1 per port)			UEPCO	LNPCX	0.35										
		NONRECURRING CHARGES - CURRENTLY COMBINED															
		2-Wire Voice Grade Loop / Line Port Combination - Conversion - Switch-as-is			UEPCO	USAC2		2.77	0.40					40.18	9.45		
		2-Wire Voice Grade Loop / Line Port Combination - Conversion - Switch with change			UEPCO	USACC		2.77	0.40					40.18	9.45		
		2-Wire Voice Grade Loop / Line Port Combination - Conversion - Subsequent Database Update						1.42									
		ADDITIONAL NRCs															
		2-Wire Voice Grade Loop/Line Port Combination - Subsequent Activity			UEPCO	USAS2		0.00	0.00					40.18	9.45		
		Unbundled Miscellaneous Rate Element, Tag Loop at End User Premise			UEPCO	URETL		8.33	0.83					26.94	12.76	0.00	0.00
		2-WIRE VOICE LOOP/ 2WIRE VOICE GRADE IO TRANSPORT/ 2-WIRE LINE PORT (RES)															
		UNE Port/Loop Combination Rates															
		2-Wire VG Loop/IO Tranport/Port Combo - Zone 1		1			17.16										
		2-Wire VG Loop/IO Tranport/Port Combo - Zone 2		2			28.12										
		2-Wire VG Loop/IO Tranport/Port Combo - Zone 3		3			43.00										
		UNE Loop Rates															
		2-Wire Voice Grade Loop (SL2) - Zone 1		1	UEPFR	UECF2	14.97										
		2-Wire Voice Grade Loop (SL2) - Zone 2		2	UEPFR	UECF2	25.93										
		2-Wire Voice Grade Loop (SL2) - Zone 3		3	UEPFR	UECF2	40.81										
		2-Wire Voice Grade Line Port Rates (Res)															
		2-Wire voice unbundled port - residence			UEPFR	UEPRL	2.19	225.00	225.00					40.18	9.45		
		2-Wire voice unbundled port with Caller ID - res			UEPFR	UEPRC	2.19	225.00	225.00					40.18	9.45		
		2-Wire voice unbundled port outgoing only - res			UEPFR	UEPRO	2.19	225.00	225.00					40.18	9.45		
		2-Wire voice unbundles res, low usage line port with Caller ID (LUM)			UEPFR	UEPAP	2.19	225.00	225.00					40.18	9.45		
		INTEROFFICE TRANSPORT															
		Interoffice Transport - Dedicated - 2 Wire Voice Grade - Facility Termination			UEPFR	U1TV2	18.00	140.00	71.00								
		Interoffice Transport - Dedicated - 2 Wire Voice Grade - Per Mile or Fraction Mile			UEPFR	1L5XX	0.0125										
		FEATURES															
		All Features Offered			UEPFR	UEPVF	3.40	0.00	0.00					40.18	9.45		
		LOCAL NUMBER PORTABILITY															
		Local Number Portability (1 per port)			UEPFR	LNPCX	0.35										
		NONRECURRING CHARGES (NRCs) - CURRENTLY COMBINED															
		2-Wire Loop / Dedicated IO Transport / 2 Wire Line Port Combination - Conversion - Switch-as-is			UEPFR	USAC2		9.03	1.87					40.18	9.45		
		2-Wire Loop / Dedicated IO Transport / 2 Wire Line Port Combination - Conversion - Switch-With-Change			UEPFR	USACC		9.03	1.87					40.18	9.45		
		Unbundled Miscellaneous Rate Element, Tag Designed Loop at End User Premise			UEPFR	URETN		11.20	1.10					26.94	12.76	0.00	0.00
		2-WIRE VOICE LOOP/ 2WIRE VOICE GRADE IO TRANSPORT/ 2-WIRE LINE PORT (BUS)															
		UNE Port/Loop Combination Rates															
		2-Wire VG Loop/IO Tranport/Port Combo - Zone 1		1			17.16										
		2-Wire VG Loop/IO Tranport/Port Combo - Zone 2		2			28.12										
		2-Wire VG Loop/IO Tranport/Port Combo - Zone 3		3			43.00										

UNBUNDLED NETWORK ELEMENTS - North Carolina											Attachment: 2		Exhibit: A			
CATEGORY	RATE ELEMENTS	Interim	Zone	BCS	USOC	RATES (\$)				Svc Order Submitted Elec per LSR	Svc Order Submitted Manually per LSR	Incremental Charge - Manual Svc Order vs. Electronic-1st	Incremental Charge - Manual Svc Order vs. Electronic-Add'l	Incremental Charge - Manual Svc Order vs. Electronic-Disc 1st	Incremental Charge - Manual Svc Order vs. Electronic-Disc Add'l	
						Rec	Nonrecurring		Nonrecurring Disconnect		OSS Rates (\$)					
							First	Add'l	First	Add'l	SOMEc	SOMAN	SOMAN	SOMAN	SOMAN	SOMAN
	UNE Loop Rates															
	2-Wire Voice Grade Loop (SL2) - Zone 1		1	UEPFB	UECF2	14.97										
	2-Wire Voice Grade Loop (SL2) - Zone 2		2	UEPFB	UECF2	25.93										
	2-Wire Voice Grade Loop (SL2) - Zone 3		3	UEPFB	UECF2	40.81										
	2-Wire Voice Grade Line Port (Bus)															
	2-Wire voice unbundled port without Caller ID - bus			UEPFB	UEPBL	2.19	225.00	225.00				40.18	9.45			
	2-Wire voice unbundled port with Caller + E484 ID - bus			UEPFB	UEPBC	2.19	225.00	225.00				40.18	9.45			
	2-Wire voice unbundled port outgoing only - bus			UEPFB	UEPBO	2.19	225.00	225.00				40.18	9.45			
	2-Wire voice unbundled incoming only port with Caller ID - Bus			UEPFB	UEPB1	2.19	225.00	225.00				40.18	9.45			
	LOCAL NUMBER PORTABILITY															
	Local Number Portability (1 per port)			UEPFB	LNPCX	0.35										
	INTEROFFICE TRANSPORT															
	Interoffice Transport - Dedicated - 2 Wire Voice Grade - Facility Termination			UEPFB	U1TV2	18.00	140.00	71.00								
	Interoffice Transport - Dedicated - 2 Wire Voice Grade - Per Mile or Fraction Mile			UEPFB	1L5XX	0.0125										
	FEATURES															
	All Features Offered			UEPFB	UEPVF	3.40	0.00	0.00				40.18	9.45			
	NONRECURRING CHARGES (NRCs) - CURRENTLY COMBINED															
	2-Wire Loop / Dedicated IO Transport / 2 Wire Line Port Combination - Conversion - Switch-as-is			UEPFB	USAC2		9.03	1.87				40.18	9.45			
	2-Wire Loop / Dedicated IO Transport / 2 Wire Line Port Combination - Conversion - Switch with change			UEPFB	USACC		9.03	1.87				40.18	9.45			
	Unbundled Miscellaneous Rate Element, Tag Designed Loop at End User Premise			UEPFB	URETN		11.20	1.10				26.94	12.76	0.00	0.00	
	2-WIRE VOICE LOOP/ 2WIRE VOICE GRADE IO TRANSPORT/ 2-WIRE LINE PORT (PBX)															
	UNE Port/Loop Combination Rates															
	2-Wire VG Loop/IO Tranport/Port Combo - Zone 1		1			17.16										
	2-Wire VG Loop/IO Tranport/Port Combo - Zone 2		2			28.12										
	2-Wire VG Loop/IO Tranport/Port Combo - Zone 3		3			43.00										
	UNE Loop Rates															
	2-Wire Voice Grade Loop (SL2) - Zone 1		1	UEPFP	UECF2	14.97										
	2-Wire Voice Grade Loop (SL2) - Zone 2		2	UEPFP	UECF2	25.93										
	2-Wire Voice Grade Loop (SL2) - Zone 3		3	UEPFP	UECF2	40.81										
	2-Wire Voice Grade Line Port Rates (BUS - PBX)															
	Line Side Unbundled Combination 2-Way PBX Trunk Port - Bus			UEPFP	UEPPC	2.18	225.00	225.00				40.18	9.45			
	Line Side Unbundled Outward PBX Trunk Port - Bus			UEPFP	UEPPO	2.18	225.00	225.00				40.18	9.45			
	Line Side Unbundled Incoming PBX Trunk Port - Bus			UEPFP	UEPP1	2.18	225.00	225.00				40.18	9.45			
	2-Wire Voice Unbundled PBX LD Terminal Ports			UEPFP	UEPLD	2.18	225.00	225.00				40.18	9.45			
	2-Wire Voice Unbundled 2-Way Combination PBX Usage Port			UEPFP	UEPXA	2.18	225.00	225.00				40.18	9.45			
	2-Wire Voice Unbundled PBX Toll Terminal Hotel Ports			UEPFP	UEPXB	2.18	225.00	225.00				40.18	9.45			
	2-Wire Voice Unbundled PBX LD DDD Terminals Port			UEPFP	UEPXC	2.18	225.00	225.00				40.18	9.45			
	2-Wire Voice Unbundled PBX LD Terminal Switchboard Port			UEPFP	UEPXD	2.18	225.00	225.00				40.18	9.45			
	2-Wire Voice Unbundled PBX LD Terminal Switchboard IDD Capable Port			UEPFP	UEPXE	2.18	225.00	225.00				40.18	9.45			
	2-Wire Voice Unbundled 2-Way PBX Hotel/Hospital Economy Administrative Calling Port			UEPFP	UEPXL	2.18	225.00	225.00				40.18	9.45			
	2-Wire Voice Unbundled 2-Way PBX Hotel/Hospital Economy Room Calling Port			UEPFP	UEPXM	2.18	225.00	225.00				40.18	9.45			
	2-Wire Voice Unbundled 1-Way Outgoing PBX Hotel/Hospital Discount Room Calling Port			UEPFP	UEPXO	2.18	225.00	225.00				40.18	9.45			
	2-Wire Voice Unbundled 1-Way Outgoing PBX Measured Port			UEPFP	UEPXS	2.18	225.00	225.00				40.18	9.45			
	LOCAL NUMBER PORTABILITY															
	Local Number Portability (1 per port)			UEPFP	LNPCP	3.15	0.00	0.00				40.18	9.45			
	INTEROFFICE TRANSPORT															
	Interoffice Transport - Dedicated - 2 Wire Voice Grade - Facility Termination			UEPFP	U1TV2	18.00	140.00	71.00								

UNBUNDLED NETWORK ELEMENTS - North Carolina												Attachment: 2		Exhibit: A					
CATEGORY	RATE ELEMENTS				Interi m	Zone	BCS	USOC	RATES (\$)				Svc Order Submitted Elec per LSR	Svc Order Submitted Manually per LSR	Incremental Charge - Manual Svc Order vs. Electronic- 1st	Incremental Charge - Manual Svc Order vs. Electronic- Add'l	Incremental Charge - Manual Svc Order vs. Electronic- Disc 1st	Incremental Charge - Manual Svc Order vs. Electronic- Disc Add'l	
								Rec	Nonrecurring		Nonrecurring Disconnect		OSS Rates (\$)						
									First	Add'l	First	Add'l	SOMEc	SOMAN	SOMAN	SOMAN	SOMAN	SOMAN	
		Interoffice Transport - Dedicated - 2 Wire Voice Grade - Per Mile or Fraction Mile						UEPFP	1L5XX	0.0125									
	FEATURES						UEPFP	UEPVF	3.40	0.00	0.00				40.18	9.45			
	All Features Offered						UEPFP	UEPVF	3.40	0.00	0.00				40.18	9.45			
	NONRECURRING CHARGES (NRCs) - CURRENTLY COMBINED																		
		2-Wire Loop / Dedicated IO Transport / 2 Wire Line Port Combination - Conversion - Switch-as-is						UEPFP	USAC2		9.03	1.87			40.18	9.45			
		2-Wire Loop / Dedicated IO Transport / 2 Wire Line Port Combination - Conversion - Switch with change						UEPFP	USACC		9.03	1.87			40.18	9.45			
		Unbundled Miscellaneous Rate Element, Tag Designed Loop at End User Premise						UEPFP	URETN		11.20	1.10			26.94	12.76	0.00	0.00	
UNBUNDLED PORT/LOOP COMBINATIONS - COST BASED RATES																			
	2-WIRE VOICE GRADE LOOP- BUS ONLY - WITH 2-WIRE DID TRUNK PORT																		
	UNE Port/Loop Combination Rates																		
		2-Wire VG Loop/2-Wire DID Trunk Port Combo - UNE Zone 1					1			20.97									
		2-Wire VG Loop/2-Wire DID Trunk Port Combo - UNE Zone 2					2			27.80									
		2-Wire VG Loop/2-Wire DID Trunk Port Combo - UNE Zone 3					3			37.08									
	UNE Loop Rates																		
		2-Wire Analog Voice Grade Loop - (SL2) - UNE Zone 1					1	UEPPX	UECD1	8.85									
		2-Wire Analog Voice Grade Loop - (SL2) - UNE Zone 2					2	UEPPX	UECD1	15.68									
		2-Wire Analog Voice Grade Loop - (SL2) - UNE Zone 3					3	UEPPX	UECD1	24.96									
	UNE Port Rate																		
		Exchange Ports - 2-Wire DID Port						UEPPX	UEPD1	12.12	224.81	188.40			40.18	9.45			
	NONRECURRING CHARGES - CURRENTLY COMBINED																		
		2-Wire Voice Grade Loop / 2-Wire DID Trunk Port Combination - Switch-as-is						UEPPX	USAC1		13.26	8.39			53.89	11.34			
		2-Wire Voice Grade Loop / 2-Wire DID Trunk Port Conversion with BellSouth Allowable Changes						UEPPX	USA1C		13.26	8.39			53.89	11.34			
	ADDITIONAL NRCs																		
		2-Wire DID Subsequent Activity - Add Trunks, Per Trunk						UEPPX	USAS1		53.49				40.18	9.45			
		Unbundled Miscellaneous Rate Element, Tag Designed Loop at End User Premise						UEPPX	URETN		11.20	1.10			26.94	12.76	0.00	0.00	
	Telephone Number/Trunk Group Establishment Charges																		
		DID Trunk Termination (One Per Port)						UEPPX	NDT	0.00	0.00	0.00							
		DID Numbers, Establish Trunk Group and Provide First Group of 20 DID Numbers						UEPPX	NDZ	0.00	0.00	0.00							
		Additional DID Numbers for each Group of 20 DID Numbers						UEPPX	ND4	0.00	0.00	0.00							
		DID Numbers, Non- consecutive DID Numbers , Per Number						UEPPX	ND5	0.00	0.00	0.00							
		Reserve Non-Consecutive DID numbers						UEPPX	ND6	0.00	0.00	0.00							
		Reserve DID Numbers						UEPPX	NDV	0.00	0.00	0.00							
	LOCAL NUMBER PORTABILITY																		
		Local Number Portability (1 per port)						UEPPX	LNPCP	3.15	0.00	0.00							
	2-WIRE ISDN DIGITAL GRADE LOOP WITH 2-WIRE ISDN DIGITAL LINE SIDE PORT																		
	UNE Port/Loop Combination Rates																		
		2W ISDN Digital Grade Loop/2W ISDN Digital Line Side Port - UNE Zone 1					1	UEPPB	UEPPR	38.84									
		2W ISDN Digital Grade Loop/2W ISDN Digital Line Side Port - UNE Zone 2					2	UEPPB	UEPPR	50.01									
		2W ISDN Digital Grade Loop/2W ISDN Digital Line Side Port - UNE Zone 3					3	UEPPB	UEPPR	65.18									
	UNE Loop Rates																		
		2-Wire ISDN Digital Grade Loop - UNE Zone 1					1	UEPPB	UEPPR	USL2X	14.47								
		2-Wire ISDN Digital Grade Loop - UNE Zone 2					2	UEPPB	UEPPR	USL2X	25.64								
		2-Wire ISDN Digital Grade Loop - UNE Zone 3					3	UEPPB	UEPPR	USL2X	40.81								
	UNE Port Rate																		
		Exchange Port - 2-Wire ISDN Line Side Port						UEPPB	UEPPR	UEPPB	24.37	388.20	302.77			19.99	19.99		
	NONRECURRING CHARGES - CURRENTLY COMBINED																		

UNBUNDLED NETWORK ELEMENTS - North Carolina												Attachment: 2		Exhibit: A				
CATEGORY	RATE ELEMENTS		Interim	Zone	BCS		USOC	RATES (\$)				Svc Order Submitted Elec per LSR	Svc Order Submitted Manually per LSR	Incremental Charge - Manual Svc Order vs. Electronic-1st	Incremental Charge - Manual Svc Order vs. Electronic-Add'l	Incremental Charge - Manual Svc Order vs. Electronic-Disc 1st	Incremental Charge - Manual Svc Order vs. Electronic-Disc Add'l	
								Rec	Nonrecurring		Nonrecurring Disconnect		OSS Rates (\$)					
									First	Add'l	First	Add'l	SOME C	SOMAN	SOMAN	SOMAN	SOMAN	SOMAN
		2-Wire ISDN Digital Grade Loop / 2-Wire ISDN Line Side Port Combination - Conversion			UEPPB	UEPPR	USACB	0.00	174.35	174.35								
	ADDITIONAL NRCs																	
		Unbundled Miscellaneous Rate Element, Tag Designed Loop at End User Premise			UEPPB	UEPPR	URETN		11.20	1.10								
		Unbundled Miscellaneous Rate Element, Tag Loop at End User Premise			UEPPB	UEPPR	URETL		8.33	0.83					26.94	12.76	0.00	0.00
	LOCAL NUMBER PORTABILITY																	
		Local Number Portability (1 per port)			UEPPB	UEPPR	LNPCX	0.35	0.00	0.00								
	B-CHANNEL USER PROFILE ACCESS:																	
		CVS/CSD (DMS/5ESS)			UEPPB	UEPPR	U1UCA	0.00	0.00	0.00								
		CVS (EWSD)			UEPPB	UEPPR	U1UCB	0.00	0.00	0.00								
		CSD			UEPPB	UEPPR	U1UCC	0.00	0.00	0.00								
	B-CHANNEL AREA PLUS USER PROFILE ACCESS: (AL,KY,LA,MS SC,MS, & TN)																	
	USER TERMINAL PROFILE																	
		User Terminal Profile (EWSD only)			UEPPB	UEPPR	U1UMA	0.00	0.00	0.00								
	VERTICAL FEATURES																	
		All Vertical Features - One per Channel B User Profile			UEPPB	UEPPR	UEPVF	3.40	0.00	0.00								
	INTEROFFICE CHANNEL MILEAGE																	
		Interoffice Channel mileage each, including first mile and facilities termination			UEPPB	UEPPR	M1GNC	18.0282	137.48	52.58					19.99	19.99		
		Interoffice Channel mileage each, additional mile			UEPPB	UEPPR	M1GNM	0.0282	0.00	0.00								
	4-WIRE DS1 DIGITAL LOOP WITH 4-WIRE ISDN DS1 DIGITAL TRUNK PORT																	
	The UNE-P DS1 combination rates below for in this rate exhibit apply to the embedded base in place as of 10/2/03 until 4/1/04. After 4/1/04 these rates shall revert to tariff rates or a separate commercial agreement.																	
	Requests for 4-Wire DS1 Digital Loop with 4-Wire ISDN DS1 Digital Trunk Port after the effective date of this amendment shall be provided pursuant to a separate agreement or tariff at BellSouth's discretion.																	
	UNE Port/Loop Combination Rates																	
		4W DS1 Digital Loop/4W ISDN DS1 Digital Trunk Port - UNE Zone 1		1	UEPPP			226.55										
		4W DS1 Digital Loop/4W ISDN DS1 Digital Trunk Port - UNE Zone 2		2	UEPPP			263.28										
		4W DS1 Digital Loop/4W ISDN DS1 Digital Trunk Port - UNE Zone 3		3	UEPPP			313.15										
	UNE Loop Rates																	
		4-Wire DS1 Digital Loop - UNE Zone 1		1	UEPPP		USL4P	47.54										
		4-Wire DS1 Digital Loop - UNE Zone 2		2	UEPPP		USL4P	84.27										
		4-Wire DS1 Digital Loop - UNE Zone 3		3	UEPPP		USL4P	134.14										
	UNE Port Rate																	
		Exchange Ports - 4-Wire ISDN DS1 Port (E:4/1/2004)			UEPPP		UEPPP	179.01	956.47	663.10					19.99	19.99		
	NONRECURRING CHARGES - CURRENTLY COMBINED																	
		4-Wire DS1 Digital Loop / 4-Wire ISDN DS1 Digital Trunk Port Combination - Conversion -Switch-as-is (E:4/1/2004)			UEPPP		USACP	0.00	481.51	481.51								
	ADDITIONAL NRCs																	
		4-Wire DS1 Loop / 4-Wire ISDN DS1 Digital Trunk Port - Subsequent Inward/2-Way Tel Nos - (NC Only)			UEPPP		PR7TG		1.17	1.17								
		4-Wire DS1 Loop/4-Wire ISDN Digital Trunk Port - Subsequent Activity Outward tel nos. (NC only)			UEPPP		PR7TP		28.17	28.17								
		4-Wire DS1 Loop / 4-Wire ISDN DS1 Digital Trk Port - Subsequent Inward Tel Numbers			UEPPP		PR7ZT		56.33	56.33								
	LOCAL NUMBER PORTABILITY																	
		Local Number Portability (1 per port)			UEPPP		LNPCN	1.75										
	INTERFACE (Provsioning Only)																	
		Voice/Data			UEPPP		PR71V	0.00	0.00	0.00								
		Digital Data			UEPPP		PR71D	0.00	0.00	0.00								
		Inward Data			UEPPP		PR71E	0.00	0.00	0.00								
	New or Additional "B" Channel																	
		New or Additional - Voice/Data B Channel			UEPPP		PR7BV	0.00	36.92						19.99	19.99		
		New or Additional - Digital Data B Channel			UEPPP		PR7BF	0.00	36.92						19.99	19.99		
		New or Additional Inward Data B Channel			UEPPP		PR7BD	0.00	36.92						19.99	19.99		
	CALL TYPES																	

UNBUNDLED NETWORK ELEMENTS - North Carolina												Attachment: 2		Exhibit: A		
CATEGORY	RATE ELEMENTS	Interim	Zone	BCS	USOC	RATES (\$)				Svc Order Submitted Elec per LSR	Svc Order Submitted Manually per LSR	Incremental Charge - Manual Svc Order vs. Electronic-1st	Incremental Charge - Manual Svc Order vs. Electronic-Add'l	Incremental Charge - Manual Svc Order vs. Electronic-Disc 1st	Incremental Charge - Manual Svc Order vs. Electronic-Disc Add'l	
						Rec	Nonrecurring		Nonrecurring Disconnect		OSS Rates (\$)					
							First	Add'l	First	Add'l	SOMEc	SOMAN	SOMAN	SOMAN	SOMAN	SOMAN
	Inward			UEPPP	PR7C1	0.00	0.00	0.00								
	Outward			UEPPP	PR7CO	0.00	0.00	0.00								
	Two-way			UEPPP	PR7CC	0.00	0.00	0.00								
	Interoffice Channel Mileage															
	Fixed Each Including First Mile			UEPPP	1LN1A	71.8653	217.17	163.75	0.00			19.99	19.99			
	Each Airline-Fractional Additional Mile			UEPPP	1LN1B	0.5753										
	4-WIRE DS1 DIGITAL LOOP WITH 4-WIRE DDITS TRUNK PORT															
	The UNE-P DS1 combination rates below for in this rate exhibit apply to the embedded base in place as of 10/2/03 until 4/1/04. After 4/1/04 these rates shall revert to tariff rates or a separate commercial agreement.															
	Requests for 4-Wire DS1 Digital Loop with 4-Wire DDITS after the effective date of this amendment shall be provided pursuant to a separate agreement or tariff at BellSouth's discretion.															
	UNE Port/Loop Combination Rates															
	4W DS1 Digital Loop/4W DDITS Trunk Port - UNE Zone 1		1	UEPDC		171.06										
	4W DS1 Digital Loop/4W DDITS Trunk Port - UNE Zone 2		2	UEPDC		207.79										
	4W DS1 Digital Loop/4W DDITS Trunk Port - UNE Zone 3		3	UEPDC		257.66										
	UNE Loop Rates															
	4-Wire DS1 Digital Loop - UNE Zone 1		1	UEPDC	USLDC	47.54										
	4-Wire DS1 Digital Loop - UNE Zone 2		2	UEPDC	USLDC	84.27										
	4-Wire DS1 Digital Loop - UNE Zone 3		3	UEPDC	USLDC	134.14										
	UNE Port Rate															
	4-Wire DDITS Digital Trunk Port (E:4/1/2004)			UEPDC	UDD1T	123.52	831.43	491.39				19.99	19.99			
	NONRECURRING CHARGES - CURRENTLY COMBINED															
	4-Wire DS1 Digital Loop / 4-Wire DDITS Trunk Port Combination - Switch-as-is (E:4/1/2004)			UEPDC	USAC4		490.38	490.38								
	4-Wire DS1 Digital Loop / 4-Wire DDITS Trunk Port Combination - Conversion with DS1 Changes (E:4/1/2004)			UEPDC	USAWA		490.38	490.38								
	4-Wire DS1 Digital Loop / 4-Wire DDITS Trunk Port Combination - Conversion with Change - Trunk (E:4/1/2004)			UEPDC	USAWB		490.38	490.38								
	ADDITIONAL NRCs															
	4-Wire DS1 Loop / 4-Wire DDITS Trunk Port - Subsequent Service Activity Per Service Order			UEPDC	USAS4		127.63	127.63								
	4-Wire DS1 Loop / 4-Wire DDITS Trunk Port - NRC - Subsequent Channel Activation/Chan - 2-Way Trunk			UEPDC	UDTTA		28.81	28.81								
	4-Wire DS1 Loop / 4-Wire DDITS Trunk Port - Subsequent Channel Activation/Chan - 1-Way Outward Trunk			UEPDC	UDTTB		28.81	28.81								
	4-Wire DS1 Loop / 4-Wire DDITS Trunk Port - Subsqnt Channel Activation/Chan Inward Trunk w/out DID			UEPDC	UDTTC		28.81	28.81				19.99	19.99			
	4-Wire DS1 Loop / 4-Wire DDITS Trunk Port - Subsqnt Chan Activation Per Chan - Inward Trunk with DID			UEPDC	UDTTD		28.81	28.81				19.99	19.99			
	4-Wire DS1 Loop / 4-Wire DDITS Trunk Port - Subsqnt Chan Activation / Chan - 2-Way DID w User Trans			UEPDC	UDTTE		28.81	28.81								
	BIPOLAR 8 ZERO SUBSTITUTION															
	B8ZS - Superframe Format			UEPDC	CCOSF	0.00i	615.00s									
	B8ZS - Extended Superframe Format			UEPDC	CCOEF	0.00i	615.00s									
	Alternate Mark Inversion															
	AMI - Superframe Format			UEPDC	MCOSF		0.00	0.00								
	AMI - Extended SuperFrame Format			UEPDC	MCOPO		0.00	0.00								
	Telephone Number/Trunk Group Establishment Charges															
	Telephone Number for 2-Way Trunk Group			UEPDC	UDTGX	0.00						19.99	19.99			
	Telephone Number for 1-Way Outward Trunk Group			UEPDC	UDTGY	0.00						19.99	19.99			
	Telephone Number for 1-Way Inward Trunk Group Without DID			UEPDC	UDTGZ	0.00						19.99	19.99			
	DID Numbers, Establish Trunk Group and Provide First Group of 20 DID Numbers			UEPDC	NDZ	0.00	0.00	0.00								
	DID Numbers for each Group of 20 DID Numbers			UEPDC	ND4	0.00										
	DID Numbers, Non- consecutive DID Numbers , Per Number			UEPDC	ND5	0.00										
	Reserve Non-Consecutive DID Nos.			UEPDC	ND6	0.00	0.00	0.00								
	Reserve DID Numbers			UEPDC	NDV	0.00	0.00	0.00								
	Dedicated DS1 (Interoffice Channel Mileage) - FX/FCO for 4-Wire DS1 Digital Loop with 4-Wire DDITS Trunk Port															
	Interoffice Channel Mileage - Fixed rate 0-8 miles (Facilities Termination)			UEPDC	1LNO1	71.29	217.17	163.75	0.00	0.00		19.99	19.99			

UNBUNDLED NETWORK ELEMENTS - North Carolina

CATEGORY	RATE ELEMENTS	Interim	Zone	BCS	USOC	RATES (\$)				Svc Order Submitted Elec per LSR	Svc Order Submitted Manually per LSR	Incremental Charge - Manual Svc Order vs. Electronic-1st	Incremental Charge - Manual Svc Order vs. Electronic-Add'l	Incremental Charge - Manual Svc Order vs. Electronic-Disc 1st	Incremental Charge - Manual Svc Order vs. Electronic-Disc Add'l	
						Rec	Nonrecurring		Nonrecurring Disconnect		OSS Rates (\$)					
							First	Add'l	First	Add'l	SOMEc	SOMAN	SOMAN	SOMAN	SOMAN	SOMAN
	Interoffice Channel Mileage - Additional rate per mile - 0-8 miles			UEPDC	1LNOA	0.5753	0.00	0.00								
	Interoffice Channel Mileage - Fixed rate 9-25 miles (Facilities Termination)			UEPDC	1LNO2	0.00	0.00	0.00								
	Interoffice Channel Mileage - Additional rate per mile - 9-25 miles			UEPDC	1LNOB	0.5753	0.00	0.00								
	Interoffice Channel Mileage - Fixed rate 25+ miles (Facilities Termination)			UEPDC	1LNO3	0.00	0.00	0.00	0.00							
	Interoffice Channel Mileage - Additional rate per mile - 25+ miles			UEPDC	1LNOC	0.5753	0.00	0.00								
	Local Number Portability, per DS0 Activated			UEPDC	LNPCP	3.15	0.00	0.00	0.00							
	Central Office Terminating Point			UEPDC	CTG	0.00										
4-WIRE DS1 LOOP WITH CHANNELIZATION WITH PORT																
System is 1 DS1 Loop, 1 D4 Channel Bank, and up to 24 Feature Activations																
Each System can have up to 24 combinations of rates depending on type and number of ports used																
The UNE-P DS1 combination rates below for 4-Wire DS1 Loop with Channelization with Port in this rate exhibit apply to the embedded base in place as of 10/2/03 until 4/1/04. After 4/1/04 these rates shall revert to tariff rates or a separate agreement.																
Requests for 4-Wire DS1 Loop with Channelization with Port after the effective date of this amendment shall be provided pursuant to a separate agreement or tariff at BellSouth's discretion.																
UNE DS1 Loop																
	4-Wire DS1 Loop - UNE Zone 1		1	UEPMG	USLDC	47.54	0.00	0.00								
	4-Wire DS1 Loop - UNE Zone 2		2	UEPMG	USLDC	84.27	0.00	0.00								
	4-Wire DS1 Loop - UNE Zone 3		3	UEPMG	USLDC	134.14	0.00	0.00								
UNE DSO Channelization Capacities (D4 Channel Bank Configurations)																
	24 DSO Channel Capacity - 1 per DS1			UEPMG	VUM24	123.06	0.00	0.00				19.99	19.99			
	48 DSO Channel Capacity - 1 per 2 DS1s			UEPMG	VUM48	246.12	0.00	0.00				19.99	19.99			
	96 DSO Channel Capacity -1per 4 DS1s			UEPMG	VUM96	492.24	0.00	0.00				19.99	19.99			
	144 DSO Channel Capacity -1 per 6 DS1s			UEPMG	VUM14	738.36	0.00	0.00				19.99	19.99			
	192 DSO Channel Capacity -1 per 8 DS1s			UEPMG	VUM19	984.48	0.00	0.00				19.99	19.99			
	240 DSO Channel Capacity - 1 per 10 DS1s			UEPMG	VUM20	1,230.60	0.00	0.00				19.99	19.99			
	288 DSO Channel Capacity - 1 per 12 DS1s			UEPMG	VUM28	1,476.72	0.00	0.00				19.99	19.99			
	384 DSO Channel Capacity - 1 per 16 DS1s			UEPMG	VUM38	1,968.96	0.00	0.00				19.99	19.99			
	480 DSO Channel Capacity - 1 per 20 DS1s			UEPMG	VUM40	2,461.20	0.00	0.00				19.99	19.99			
	576 DSO Channel Capacity -1 per 24 DS1s			UEPMG	VUM57	2,953.44	0.00	0.00				19.99	19.99			
	672 DSO Channel Capacity - 1 per 28 DS1s			UEPMG	VUM67	3,445.68	0.00	0.00				19.99	19.99			
Non-Recurring Charges (NRC) Associated with 4-Wire DS1 Loop with Channelization with Port - Conversion Charge Based on a System																
A Minimum System configuration is One (1) DS1, One (1) D4 Channel Bank, and Up To 24 DSO Ports with Feature Activations.																
Multiples of this configuration functioning as one are considered Add'l after the minimum system configuration is counted.																
	NRC - Conversion (Currently Combined) with or without BellSouth Allowed Changes			UEPMG	USAC4	0.00	330.61	16.64				19.99	19.99			
System Additions at End User Locations Where 4-Wire DS1 Loop with Channelization with Port Combination Currently Exists and																
New (Not Currently Combined) in all states, except in Density Zone 1 of Top 8 MSA's																
	1 DS1/D4 Channel Bank - Additionally Add NRC for each Port and Assoc Fea Activation (E:4/1/2004)			UEPMG	VUMD4	0.00	743.74	326.22	149.02	17.68		19.99	19.99			
Bipolar 8 Zero Substitution																
	Clear Channel Capability Format, superframe - Subsequent Activity Only			UEPMG	CCOSF	0.00	0.00i	615.00s								
	Clear Channel Capability Format - Extended Superframe - Subsequent Activity Only			UEPMG	CCOEF	0.00	0.00i	615.00s								
Alternate Mark Inversion (AMI)																
	Superframe Format			UEPMG	MCOSF	0.00	0.00	0.00								
	Extended Superframe Format			UEPMG	MCOPO	0.00	0.00	0.00								
Exchange Ports Associated with 4-Wire DS1 Loop with Channelization with Port																
Exchange Ports																
	Line Side Combination Channelized PBX Trunk Port - Business (E:4/1/2004)			UEPPX	UEPCX	2.28	0.00	0.00	0.00	0.00		40.18	9.45			
	Line Side Outward Channelized PBX Trunk Port - Business (E:4/1/2004)			UEPPX	UEPOX	2.28	0.00	0.00	0.00	0.00		40.18	9.45			
	Line Side Inward Only Channelized PBX Trunk Port without DID (E:4/1/2004)			UEPPX	UEP1X	2.28	0.00	0.00	0.00	0.00		40.18	9.45			

UNBUNDLED NETWORK ELEMENTS - North Carolina												Attachment: 2		Exhibit: A			
CATEGORY	RATE ELEMENTS		Interim	Zone	BCS	USOC	RATES (\$)				Svc Order Submitted Elec per LSR	Svc Order Submitted Manually per LSR	Incremental Charge - Manual Svc Order vs. Electronic-1st	Incremental Charge - Manual Svc Order vs. Electronic-Add'l	Incremental Charge - Manual Svc Order vs. Electronic-Disc 1st	Incremental Charge - Manual Svc Order vs. Electronic-Disc Add'l	
							Rec	Nonrecurring		Nonrecurring Disconnect		OSS Rates (\$)					
								First	Add'l	First	Add'l	SOMEc	SOMAN	SOMAN	SOMAN	SOMAN	SOMAN
		2-Wire Trunk Side Unbundled Channelized DID Trunk Port (E:4/1/2004)			UEPPX	UEPDM	13.26	0.00	0.00	0.00	0.00			40.18	9.45		
	Feature Activations - Unbundled Loop Concentration																
		Feature (Service) Activation for each Line Port Terminated in D4 Bank			UEPPX	1PQWM	0.65	25.27	13.34	4.15	4.12			40.18	9.45		
		Feature (Service) Activation for each Trunk Port Terminated in D4 Bank			UEPPX	1PQWU	0.65	77.75	18.33	58.74	11.48			40.18	9.45		
	Telephone Number/ Group Establishment Charges for DID Service																
		DID Trunk Termination (1 per Port)			UEPPX	NDT	0.00	0.00	0.00								
		Etab Trk Grp and Provide 1st 20 DID Nos. (FL,GA, NC,& SC)			UEPPX	NDZ	0.00	0.00	0.00								
		DID Numbers - groups of 20 - Valid all States			UEPPX	ND4	0.00	0.00	0.00								
		Non-Consecutive DID Numbers - per number			UEPPX	ND5	0.00	0.00	0.00								
		Reserve Non-Consecutive DID Numbers			UEPPX	ND6	0.00	0.00	0.00								
		Reserve DID Numbers			UEPPX	NDV	0.00	0.00	0.00								
	Local Number Portability																
		Local Number Portability - 1 per port			UEPPX	LNPCP	3.15	0.00	0.00								
	FEATURES - Vertical and Optional																
	Local Switching Features Offered with Line Side Ports Only																
		All Features Available			UEPPX	UEPVF	3.40	0.00	0.00					40.18	9.45		
UNBUNDLED CENTREX PORT/LOOP COMBINATIONS - COST BASED RATES																	
1. Cost Based Rates are applied where BellSouth is required by FCC and/or State Commission rule to provide Unbundled Local Switching or Switch Ports.																	
2. Features shall apply to the Unbundled Port/Loop Combination - Cost Based Rate section in the same manner as they are applied to the Stand-Alone Unbundled Port section of this Rate Exhibit.																	
3. End Office and Tandem Switching Usage and Common Transport Usage rates in the Port section of this rate exhibit shall apply to all combinations of loop/port network elements except for UNE Coin Port/Loop Combinations.																	
4. The first and additional Port nonrecurring charges apply to Not Currently Combined Combos. For Currently Combined Combos, the nonrecurring charges shall be those identified in the Nonrecurring - Currently Combined sections. Additional NRCs may apply also and are categorized accordingly.																	
5. Market Rates for Unbundled Centrex Port/Loop Combination will be negotiated on an Individual Case Basis, until further notice.																	
UNE-P CENTREX - 5ESS (Valid in All States)																	
2-Wire VG Loop/2-Wire Voice Grade Port (Centrex) Combo																	
UNE Port/Loop Combination Rates (Non-Design)																	
		2-Wire VG Loop/2-Wire Voice Grade Port (Centrex) Port Combo - Non-Design		1	UEP95		13.03										
		2-Wire VG Loop/2-Wire Voice Grade Port (Centrex)Port Combo - Non-Design		2	UEP95		21.33										
		2-Wire VG Loop/2-Wire Voice Grade Port (Centrex)Port Combo - Non-Design		3	UEP95		32.61										
UNE Port/Loop Combination Rates (Design)																	
		2-Wire VG Loop/2-Wire Voice Grade Port (Centrex) Port Combo - Design		1	UEP95		17.25										
		2-Wire VG Loop/2-Wire Voice Grade Port (Centrex)Port Combo - Design		2	UEP95		28.21										
		2-Wire VG Loop/2-Wire Voice Grade Port (Centrex)Port Combo - Design		3	UEP95		43.09										
UNE Loop Rate																	
		2-Wire Voice Grade Loop (SL 1) - Zone 1		1	UEP95	UECS1	10.75										
		2-Wire Voice Grade Loop (SL 1) - Zone 2		2	UEP95	UECS1	19.05										
		2-Wire Voice Grade Loop (SL 1) - Zone 3		3	UEP95	UECS1	30.33										
		2-Wire Voice Grade Loop (SL 2) - Zone 1		1	UEP95	UECS2	14.97										
		2-Wire Voice Grade Loop (SL 2) - Zone 2		2	UEP95	UECS2	25.93										
		2-Wire Voice Grade Loop (SL 2) - Zone 3		3	UEP95	UECS2	40.81										
UNE Port Rate																	
All States																	
		2-Wire Voice Grade Port (Centrex) Basic Local Area			UEP95	UEPYA	2.28	79.59	63.97					40.18	9.45		
		2-Wire Voice Grade Port (Centrex 800 termination)			UEP95	UEPYB	2.28	79.59	63.97					40.18	9.45		
		2-Wire Voice Grade Port (Centrex with Caller ID)1Basic Local Area			UEP95	UEPYH	2.28	79.59	63.97					40.18	9.45		
		2-Wire Voice Grade Port (Centrex from diff Serving Wire Center)2,3 Basic Local Area			UEP95	UEPYM	2.28	164.57	128.16					40.18	9.45		
		2-Wire Voice Grade Port, Diff Serving Wire Center 2,3 - 800 Service Term - Basic Local Area			UEP95	UEPYZ	2.28							40.18	9.45		

UNBUNDLED NETWORK ELEMENTS - North Carolina												Attachment: 2		Exhibit: A					
CATEGORY	RATE ELEMENTS					Interim	Zone	BCS	USOC	RATES (\$)				Svc Order Submitted Elec per LSR	Svc Order Submitted Manually per LSR	Incremental Charge - Manual Svc Order vs. Electronic-1st	Incremental Charge - Manual Svc Order vs. Electronic-Add'l	Incremental Charge - Manual Svc Order vs. Electronic-Disc 1st	Incremental Charge - Manual Svc Order vs. Electronic-Disc Add'l
						Rec	Nonrecurring		Nonrecurring Disconnect		OSS Rates (\$)								
							First	Add'l	First	Add'l	SOMEC	SOMAN	SOMAN	SOMAN	SOMAN	SOMAN			
		2-Wire Voice Grade Port terminated in on Megalink or equivalent - Basic Local Area							UEP95	UEPY9	2.28	79.59	63.97				40.18	9.45	
		2-Wire Voice Grade Port Terminated on 800 Service Term - Basic Local Area							UEP95	UEPY2	2.28	79.59	63.97				40.18	9.45	
	NC Only																		
		2-Wire Voice Grade Port (Centrex)							UEP95	UEPUA	2.28	79.59	63.97				40.18	9.45	
		2-Wire Voice Grade Port (Centrex 800 termination)							UEP95	UEPUB	2.28	79.59	63.97				40.18	9.45	
		2-Wire Voice Grade Port (Centrex with Caller ID)1							UEP95	UEPUH	2.28	79.59	63.97				40.18	9.45	
		2-Wire Voice Grade Port (Centrex from diff Serving Wire Center)2,3							UEP95	UEPUM	2.28	164.57	128.16				40.18	9.45	
		2-Wire Voice Grade Port, Diff Serving Wire Center - 800 Service Term 2,3							UEP95	UEPUZ	2.28	164.57	128.16				40.18	9.45	
		2-Wire Voice Grade Port terminated in on Megalink or equivalent							UEP95	UEPU9	2.28	79.59	63.97				40.18	9.45	
		2-Wire Voice Grade Port Terminated on 800 Service Term							UEP95	UEPU2	2.28	79.59	63.97				40.18	9.45	
	Local Switching																		
		Centrex Intercom Funtionality, per port							UEP95	URECS	0.903								
	Local Number Portability																		
		Local Number Portability (1 per port)							UEP95	LNPPC	0.35								
	Features																		
		All Standard Features Offered, per port							UEP95	UEPVF	3.40								
		All Select Features Offered, per port							UEP95	UEPVS	0.00	457.83							
		All Centrex Control Features Offered, per port							UEP95	UEPVC	3.40								
	NARS																		
		Unbundled Network Access Register - Combination							UEP95	UARCX	0.00	0.00	0.00	0.00	0.00		40.18	9.45	
		Unbundled Network Access Register - Indial							UEP95	UAR1X	0.00	0.00	0.00	0.00	0.00		40.18	9.45	
		Unbundled Network Access Register - Outdial							UEP95	UARO	0.00	0.00	0.00	0.00	0.00		40.18	9.45	
	Miscellaneous Terminations																		
	2-Wire Trunk Side																		
		Trunk Side Terminations, each							UEP95	CEND6	12.36								
	4-Wire Digital (1.544 Megabits)																		
		DS1 Circuit Terminations, each							UEP95	M1HD1	123.65					40.18	9.45		
		DS0 Channels Activated, each							UEP95	M1HDO	0.00	28.81				40.18	9.45		
	Interoffice Channel Mileage - 2-Wire																		
		Interoffice Channel Facilities Termination							UEP95	M1GBC	18.00								
		Interoffice Channel mileage, per mile or fraction of mile							UEP95	M1GBM	0.0282								
	Feature Activations (DS0) Centrex Loops on Channelized DS1 Service																		
	D4 Channel Bank Feature Activations																		
		Feature Activation on D-4 Channel Bank Centrex Loop Slot							UEP95	1PQWS	0.65								
		Feature Activation on D-4 Channel Bank FX line Side Loop Slot							UEP95	1PQW6	0.65								
		Feature Activation on D-4 Channel Bank FX Trunk Side Loop Slot							UEP95	1PQW7	0.65								
		Feature Activation on D-4 Channel Bank Centrex Loop Slot - Different Wire Center							UEP95	1PQWP	0.65								
		Feature Activation on D-4 Channel Bank Private Line Loop Slot							UEP95	1PQWV	0.65								
		Feature Activation on D-4 Channel Bank Tjje Line/Trunk Loop Slot							UEP95	1PQWQ	0.65								
		Feature Activation on D-4 Channel Bank WATS Loop Slot							UEP95	1PQWA	0.65								
	Non-Recurring Charges (NRC) Associated with UNE-P Centrex																		
		NRC Conversion Currently Combined Switch-As-Is with allowed changes, per port							UEP95	USAC2		2.77	0.40				40.18	9.45	
		New Centrex Standard Common Block							UEP95	M1ACS	0.00	695.11					40.18	9.45	
		New Centrex Customized Common Block							UEP95	M1ACC	0.00	695.11					40.18	9.45	
		NAR Establishment Charge, Per Occasion							UEP95	URECA	0.00	72.73					40.18	9.45	
	Additional Non-Recurring Charges (NRC)																		
		Unbundled Miscellaneous Rate Element, Tag Loop at End Use Premise							UEP95	URETL		8.33	0.83						

UNBUNDLED NETWORK ELEMENTS - North Carolina												Attachment: 2		Exhibit: A		
CATEGORY	RATE ELEMENTS		Interim	Zone	BCS	USOC	RATES (\$)				Svc Order Submitted Elec per LSR	Svc Order Submitted Manually per LSR	Incremental Charge - Manual Svc Order vs. Electronic-1st	Incremental Charge - Manual Svc Order vs. Electronic-Add'l	Incremental Charge - Manual Svc Order vs. Electronic-Disc 1st	Incremental Charge - Manual Svc Order vs. Electronic-Disc Add'l
							Rec	Nonrecurring		Nonrecurring Disconnect		OSS Rates (\$)				
								First	Add'l	First	Add'l	SOMEc	SOMAN	SOMAN	SOMAN	SOMAN
		Unbundled Miscellaneous Rate Element, Tag Design Loop at End Use Premise			UEP95	URETN		11.20	1.10							
		UNE-P CENTREX - DMS100 (Valid in All States)														
		2-Wire VG Loop/2-Wire Voice Grade Port (Centrex) Combo														
		UNE Port/Loop Combination Rates (Non-Design)														
		2-Wire VG Loop/2-Wire Voice Grade Port (Centrex) Port Combo - Non-Design		1	UEP9D		13.03									
		2-Wire VG Loop/2-Wire Voice Grade Port (Centrex)Port Combo - Non-Design		2	UEP9D		21.33									
		2-Wire VG Loop/2-Wire Voice Grade Port (Centrex)Port Combo - Non-Design		3	UEP9D		32.61									
		UNE Port/Loop Combination Rates (Design)														
		2-Wire VG Loop/2-Wire Voice Grade Port (Centrex) Port Combo - Design		1	UEP9D		17.25									
		2-Wire VG Loop/2-Wire Voice Grade Port (Centrex)Port Combo - Design		2	UEP9D		28.21									
		2-Wire VG Loop/2-Wire Voice Grade Port (Centrex)Port Combo - Design		3	UEP9D		43.09									
		UNE Loop Rate														
		2-Wire Voice Grade Loop (SL 1) - Zone 1		1	UEP9D	UECS1	10.75									
		2-Wire Voice Grade Loop (SL 1) - Zone 2		2	UEP9D	UECS1	19.05									
		2-Wire Voice Grade Loop (SL 1) - Zone 3		3	UEP9D	UECS1	30.33									
		2-Wire Voice Grade Loop (SL 2) - Zone 1		1	UEP9D	UECS2	14.97									
		2-Wire Voice Grade Loop (SL 2) - Zone 2		2	UEP9D	UECS2	25.93									
		2-Wire Voice Grade Loop (SL 2) - Zone 3		3	UEP9D	UECS2	40.81									
		UNE Port Rate														
		ALL STATES														
		2-Wire Voice Grade Port (Centrex) Basic Local Area			UEP9D	UEPYA	2.28	79.59	63.97				40.18	9.45		
		2-Wire Voice Grade Port (Centrex 800 termination)Basic Local Area			UEP9D	UEPYB	2.28	79.59	63.97				40.18	9.45		
		2-Wire Voice Grade Port (Centrex / EBS-PSET)3Basic Local Area			UEP9D	UEPYC	2.28	79.59	63.97				40.18	9.45		
		2-Wire Voice Grade Port (Centrex / EBS-M5009)3Basic Local Area			UEP9D	UEPYD	2.28	79.59	63.97				40.18	9.45		
		2-Wire Voice Grade Port (Centrex / EBS-M5209)3 Basic Local Area			UEP9D	UEPYE	2.28	79.59	63.97				40.18	9.45		
		2-Wire Voice Grade Port (Centrex / EBS-M5112))3 Basic Local Area			UEP9D	UEPYF	2.28	79.59	63.97				40.18	9.45		
		2-Wire Voice Grade Port (Centrex / EBS-M5312))3Basic Local Area			UEP9D	UEPYG	2.28	79.59	63.97				40.18	9.45		
		2-Wire Voice Grade Port (Centrex / EBS-M5008))3 Basic Local Area			UEP9D	UEPYT	2.28	79.59	63.97				40.18	9.45		
		2-Wire Voice Grade Port (Centrex / EBS-M5208))3 Basic Local Area			UEP9D	UEPYU	2.28	79.59	63.97				40.18	9.45		
		2-Wire Voice Grade Port (Centrex / EBS-M5216))3 Basic Local Area			UEP9D	UEPYV	2.28	79.59	63.97				40.18	9.45		
		2-Wire Voice Grade Port (Centrex / EBS-M5316))3 Basic Local Area			UEP9D	UEPY3	2.28	79.59	63.97				40.18	9.45		
		2-Wire Voice Grade Port (Centrex with Caller ID) Basic Local Area			UEP9D	UEPYH	2.28	79.59	63.97				40.18	9.45		
		2-Wire Voice Grade Port (Centrex/Caller ID/Msg Wtg Lamp Indication))4 Basic Local Area			UEP9D	UEPYW	2.28	79.59	63.97				40.18	9.45		
		2-Wire Voice Grade Port (Centrex/Msg Wtg Lamp Indication))4 Basic Local Area			UEP9D	UEPYJ	2.28	79.59	63.97				40.18	9.45		
		2-Wire Voice Grade Port (Centrex from diff Serving Wire Center) 2,3-Basic Local Area			UEP9D	UEPYM	2.28	164.57	128.16				40.18	9.45		
		2-Wire Voice Grade Port (Centrex/differ SWC /EBS-PSET)2,3,4 Basic Local Area			UEP9D	UEPYO	2.28	164.57	128.16				40.18	9.45		

UNBUNDLED NETWORK ELEMENTS - North Carolina

CATEGORY	RATE ELEMENTS	Interim	Zone	BCS	USOC	RATES (\$)	Svc Order Submitted Elec per LSR	Svc Order Submitted Manually per LSR	Incremental Charge - Manual Svc Order vs. Electronic-1st	Incremental Charge - Manual Svc Order vs. Electronic-Add'l	Incremental Charge - Manual Svc Order vs. Electronic-Disc 1st	Incremental Charge - Manual Svc Order vs. Electronic-Disc Add'l											
													Rec	Nonrecurring		Nonrecurring Disconnect		OSS Rates (\$)					
														First	Add'l	First	Add'l	SOMEc	SOMAN	SOMAN	SOMAN	SOMAN	SOMAN
	2-Wire Voice Grade Port (Centrex/differ SWC /EBS-M5009)2,3,4 Basic Local Area			UEP9D	UEPYP	2.28	164.57	128.16				40.18	9.45										
	2-Wire Voice Grade Port (Centrex/differ SWC /EBS-5209)2,3,4 Basic Local Area			UEP9D	UEPYQ	2.28	164.57	128.16				40.18	9.45										
	2-Wire Voice Grade Port (Centrex/differ SWC /EBS-M5112)2,3,4 Basic Local Area			UEP9D	UEPYR	2.28	164.57	128.16				40.18	9.45										
	2-Wire Voice Grade Port (Centrex/differ SWC /EBS-M5312)2,3,4 Basic Local Area			UEP9D	UEPYS	2.28	164.57	128.16				40.18	9.45										
	2-Wire Voice Grade Port (Centrex/differ SWC /EBS-M5008)2,3,4 Basic Local Area			UEP9D	UEPY4	2.28	164.57	128.16				40.18	9.45										
	2-Wire Voice Grade Port (Centrex/differ SWC /EBS-M5208)2, 3 Basic Local Area			UEP9D	UEPY5	2.28	164.57	128.16				40.18	9.45										
	2-Wire Voice Grade Port (Centrex/differ SWC /EBS-M5216)2,3,4 Basic Local Area			UEP9D	UEPY6	2.28	164.57	128.16				40.18	9.45										
	2-Wire Voice Grade Port (Centrex/differ SWC /EBS-M5316)2,3,4 Basic Local Area			UEP9D	UEPY7	2.28	164.57	128.16				40.18	9.45										
	2-Wire Voice Grade Port, Diff Serving Wire Center - 800 Service Term 2,3			UEP9D	UEPYZ	2.28	164.57	128.16				40.18	9.45										
	2-Wire Voice Grade Port terminated in on Megalink or equivalent Basic Local Area			UEP9D	UEPY9	2.28	79.59	63.97				40.18	9.45										
	2-Wire Voice Grade Port Terminated on 800 Service Term Basic Local Area			UEP9D	UEPY2	2.28	79.59	63.97				40.18	9.45										
	NC Only																						
	2-Wire Voice Grade Port (Centrex)			UEP9D	UEPUA	2.28	79.59	63.97				40.18	9.45										
	2-Wire Voice Grade Port (Centrex 800 termination)			UEP9D	UEPUB	2.28	79.59	63.97				40.18	9.45										
	2-Wire Voice Grade Port (Centrex / EBS-PSET)4			UEP9D	UEPUC	2.28	79.59	63.97				40.18	9.45										
	2-Wire Voice Grade Port (Centrex / EBS-M5009)4			UEP9D	UEPUD	2.28	79.59	63.97				40.18	9.45										
	2-Wire Voice Grade Port (Centrex / EBS-M5209)4			UEP9D	UEPUE	2.28	79.59	63.97				40.18	9.45										
	2-Wire Voice Grade Port (Centrex / EBS-M5112)4			UEP9D	UEPUF	2.28	79.59	63.97				40.18	9.45										
	2-Wire Voice Grade Port (Centrex / EBS-M5312)4			UEP9D	UEPUG	2.28	79.59	63.97				40.18	9.45										
	2-Wire Voice Grade Port (Centrex / EBS-M5008)4			UEP9D	UEPUT	2.28	79.59	63.97				40.18	9.45										
	2-Wire Voice Grade Port (Centrex / EBS-M5208)4			UEP9D	UEPUU	2.28	79.59	63.97				40.18	9.45										
	2-Wire Voice Grade Port (Centrex / EBS-M5216)4			UEP9D	UEPUV	2.28	79.59	63.97				40.18	9.45										
	2-Wire Voice Grade Port (Centrex / EBS-M5316)4			UEP9D	UEPU3	2.28	79.59	63.97				40.18	9.45										
	2-Wire Voice Grade Port (Centrex with Caller ID)			UEP9D	UEPUH	2.28	79.59	63.97				40.18	9.45										
	2-Wire Voice Grade Port (Centrex/Caller ID/Msg Wtg Lamp Indication)4			UEP9D	UEPUW	2.28	79.59	63.97				40.18	9.45										
	2-Wire Voice Grade Port (Centrex/Msg Wtg Lamp Indication)4			UEP9D	UEPUJ	2.28	79.59	63.97				40.18	9.45										
	2-Wire Voice Grade Port (Centrex from diff Serving Wire Center) 2,3			UEP9D	UEPUM	2.28	164.57	128.16				40.18	9.45										
	2-Wire Voice Grade Port (Centrex/differ SWC /EBS-PSET)2,3,4			UEP9D	UEPUO	2.28	164.57	128.16				40.18	9.45										
	2-Wire Voice Grade Port (Centrex/differ SWC /EBS-M5009)2,3,4			UEP9D	UEPUP	2.28	164.57	128.16				40.18	9.45										
	2-Wire Voice Grade Port (Centrex/differ SWC /EBS-5209)2,3,4			UEP9D	UEPUQ	2.28	164.57	128.16				40.18	9.45										
	2-Wire Voice Grade Port (Centrex/differ SWC /EBS-M5112)2,3,4			UEP9D	UEPUR	2.28	164.57	128.16				40.18	9.45										
	2-Wire Voice Grade Port (Centrex/differ SWC /EBS-M5312)2,3,4			UEP9D	UEPUS	2.28	164.57	128.16				40.18	9.45										
	2-Wire Voice Grade Port (Centrex/differ SWC /EBS-M5008)2,3,4			UEP9D	UEPU4	2.28	164.57	128.16				40.18	9.45										
	2-Wire Voice Grade Port (Centrex/differ SWC /EBS-M5208)2,3,4			UEP9D	UEPU5	2.28	164.57	128.16				40.18	9.45										
	2-Wire Voice Grade Port (Centrex/differ SWC /EBS-M5216)2,3,4			UEP9D	UEPU6	2.28	164.57	128.16				40.18	9.45										
	2-Wire Voice Grade Port (Centrex/differ SWC /EBS-M5316)2,3,4			UEP9D	UEPU7	2.28	164.57	128.16				40.18	9.45										

UNBUNDLED NETWORK ELEMENTS - North Carolina												Attachment: 2		Exhibit: A			
CATEGORY	RATE ELEMENTS					Interim	Zone	BCS	USOC	RATES (\$)		Svc Order Submitted Elec per LSR	Svc Order Submitted Manually per LSR	Incremental Charge - Manual Svc Order vs. Electronic-1st	Incremental Charge - Manual Svc Order vs. Electronic-Add'l	Incremental Charge - Manual Svc Order vs. Electronic-Disc 1st	Incremental Charge - Manual Svc Order vs. Electronic-Disc Add'l

UNBUNDLED NETWORK ELEMENTS - South Carolina											Attachment: 2		Exhibit: A			
CATEGORY	RATE ELEMENTS	Interim	Zone	BCS	USOC	RATES (\$)				Svc Order Submitted Elec per LSR	Svc Order Submitted Manually per LSR	Incremental Charge - Manual Svc Order vs. Electronic-1st	Incremental Charge - Manual Svc Order vs. Electronic-Add'l	Incremental Charge - Manual Svc Order vs. Electronic-Disc 1st	Incremental Charge - Manual Svc Order vs. Electronic-Disc Add'l	
						Rec	Nonrecurring		Nonrecurring Disconnect		OSS Rates (\$)					
							First	Add'l	First	Add'l	SOME C	SOMAN	SOMAN	SOMAN	SOMAN	SOMAN
The "Zone" shown in the sections for stand-alone loops or loops as part of a combination refers to Geographically Deaveraged UNE Zones. To view Geographically Deaveraged UNE Zone Designations by Central Office, refer to internet Website: http://www.interconnection.bellsouth.com/become_a_clec/html/interconnection.htm																
OPERATIONAL SUPPORT SYSTEMS (OSS) - "REGIONAL RATES"																
NOTE: (1) CLEC should contact its contract negotiator if it prefers the "state specific" OSS charges as ordered by the State Commissions. The OSS charges currently contained in this rate exhibit are the BellSouth "regional" service ordering charges. CLEC may elect either the state specific Commission ordered rates for the service ordering charges, or CLEC may elect the regional service ordering charge, however, CLEC can not obtain a mixture of the two regardless if CLEC has a interconnection contract established in each of the 9 states.																
NOTE: (2) Any element that can be ordered electronically will be billed according to the SOME C rate listed in this category. Please refer to BellSouth's Local Ordering Handbook (LOH) to determine if a product can be ordered electronically. For those elements that cannot be ordered electronically at present per the LOH, the listed SOME C rate in this category reflects the charge that would be billed to a CLEC once electronic ordering capabilities come on-line for that element. Otherwise, the manual ordering charge, SOMAN, will be applied to a CLECs bill when it submits an LSR to BellSouth.																
	OSS - Electronic Service Order Charge, Per Local Service Request (LSR) - UNE Only				SOME C		3.50	0.00	3.50	0.00						
	OSS - Manual Service Order Charge, Per Local Service Request (LSR) - UNE Only				SOMAN		15.69	0.00	1.97	0.00						
UNE SERVICE DATE ADVANCEMENT CHARGE																
NOTE: The Expedite charge will be maintained commensurate with BellSouth's FCC No.1 Tariff, Section 5 as applicable.																
				UAL, UEANL, UCL, UEF, UDF, UEQ, UDL, UENTW, UDN, UEA, UHL, ULC, USL, U1T12, U1T48, U1TD1, U1TD3, U1TDX, U1TO3, U1TS1, U1TVX, UC1BC, UC1BL, UC1CC, UC1CL, UC1DC, UC1DL, UC1EC, UC1EL, UC1FC, UC1FL, UC1GC, UC1GL, UC1HC, UC1HL, UDL12, UDL48, UDL03, UDLSX, UE3, ULD12, ULD48, ULDD1, ULDD3, ULDDX, ULDO3, ULDS1, ULDVX, UNC1X, UNC3X, UNCDX, UNCNX, UNCSX, UNCVX, UNLD1, UNLD3, UXTD1, UXTD3, UXTS1, U1TUC, U1TUD, U1TUB, U1TUA	SDASP		200.00									
UNE Expedite Charge per Circuit or Line Assignable USOC, per Day																
UNBUNDLED EXCHANGE ACCESS LOOP																
2-WIRE ANALOG VOICE GRADE LOOP																
	2-Wire Analog Voice Grade Loop - Service Level 1- Zone 1		1	UEANL	UEAL2		14.94	37.92	17.62	23.56	5.32					
	2-Wire Analog Voice Grade Loop - Service Level 1- Zone 2		2	UEANL	UEAL2		21.39	37.92	17.62	23.56	5.32					
	2-Wire Analog Voice Grade Loop - Service Level 1- Zone 3		3	UEANL	UEAL2		26.72	37.92	17.62	23.56	5.32					
	2-Wire Analog Voice Grade Loop - Service Level 1- Zone 1		1	UEANL	UEASL		14.94	37.92	17.62	23.56	5.32					
	2-Wire Analog Voice Grade Loop - Service Level 1- Zone 2		2	UEANL	UEASL		21.39	37.92	17.62	23.56	5.32					
	2-Wire Analog Voice Grade Loop - Service Level 1- Zone 3		3	UEANL	UEASL		26.72	37.92	17.62	23.56	5.32					
	Unbundled Miscellaneous Rate Element, Tag Loop at End User Premise			UEANL	URETL		8.33	0.83								
	Loop Testing - Basic 1st Half Hour			UEANL	URET1		34.23	34.23								
	Loop Testing - Basic Additional Half Hour			UEANL	URETA		19.90	19.90								

UNBUNDLED NETWORK ELEMENTS - South Carolina												Attachment: 2		Exhibit: A			
CATEGORY		RATE ELEMENTS	Interim	Zone	BCS	USOC	RATES (\$)				Svc Order Submitted Elec per LSR	Svc Order Submitted Manually per LSR	Incremental Charge - Manual Svc Order vs. Electronic-1st	Incremental Charge - Manual Svc Order vs. Electronic-Add'l	Incremental Charge - Manual Svc Order vs. Electronic-Disc 1st	Incremental Charge - Manual Svc Order vs. Electronic-Disc Add'l	
							Rec	Nonrecurring		Nonrecurring Disconnect		OSS Rates (\$)					
								First	Add'l	First	Add'l	SOMEc	SOMAN	SOMAN	SOMAN	SOMAN	SOMAN
		CLEC to CLEC Conversion Charge Without Outside Dispatch (UVL-SL1)			UEANL	UREWO		15.81	8.96								
		Unbundled Voice Loop, Non-Design Voice Loop, billing for BST providing make-up (Engineering Information - E.I.)			UEANL	UEANM		13.47	13.47								
		Manual Order Coordination for UVL-SL1s (per loop)			UEANL	UEAMC		8.17	8.17								
		Order Coordination for Specified Conversion Time for UVL-SL1 (per LSR)			UEANL	OCOSL		18.13	18.13								
		2-WIRE UNBUNDLED COPPER LOOP															
		2-Wire Unbundled Copper Loop - Non-Designed Zone 1		1	UEQ	UEQ2X	12.94	36.40	16.10	22.66	4.42						
		2 Wire Unbundled Copper Loop - Non-Designed - Zone 2		2	UEQ	UEQ2X	14.51	36.40	16.10	22.66	4.42						
		2 Wire Unbundled Copper Loop - Non-Designed - Zone 3		3	UEQ	UEQ2X	15.02	36.40	16.10	22.66	4.42						
		Unbundled Miscellaneous Rate Element, Tag Loop at End User Premise			UEQ	URETL		8.33	0.83								
		Manual Order Coordination 2 Wire Unbundled Copper Loop - Non-Designed (per loop)			UEQ	USBMC		8.17	8.17								
		Unbundled Copper Loop, Non-Design Copper Loop, billing for BST providing make-up (Engineering Information - E.I.)			UEQ	UEQMU		13.47	13.47								
		Loop Testing - Basic 1st Half Hour			UEQ	URET1		34.23	34.23								
		Loop Testing - Basic Additional Half Hour			UEQ	URETA		19.90	19.90								
		CLEC to CLEC Conversion Charge Without Outside Dispatch (UCL-ND)			UEQ	UREWO		14.30	7.45								
		UNBUNDLED EXCHANGE ACCESS LOOP															
		2-WIRE ANALOG VOICE GRADE LOOP															
		2 Wire Analog Voice Grade Loop-Service Level 1-Line Splitting-Zone 1		1	UEPSR UEPSB	UEALS	14.94	37.92	17.62	23.56	5.32						
		2 Wire Analog Voice Grade Loop-Service Level 1-Line Splitting-Zone 1		1	UEPSR UEPSB	UEABS	14.94	37.92	17.62	23.56	5.32						
		2 Wire Analog Voice Grade Loop- Service Level 1-Line Splitting-Zone 2		2	UEPSR UEPSB	UEALS	21.39	37.92	17.62	23.56	5.32						
		2 Wire Analog Voice Grade Loop- Service Level 1-Line Splitting-Zone 2		2	UEPSR UEPSB	UEABS	21.39	37.92	17.62	23.56	5.32						
		2 Wire Analog Voice Grade Loop-Service Level 1-Line Splitting-Zone 3		3	UEPSR UEPSB	UEALS	26.72	37.92	17.62	23.56	5.32						
		2 Wire Analog Voice Grade Loop-Service Level 1-Line Splitting-Zone 3		3	UEPSR UEPSB	UEABS	26.72	37.92	17.62	23.56	5.32						
		UNBUNDLED EXCHANGE ACCESS LOOP															
		2-WIRE ANALOG VOICE GRADE LOOP															
		2-Wire Analog Voice Grade Loop - Service Level 2 w/Loop or Ground Start Signaling - Zone 1		1	UEA	UEAL2	16.68	105.98	68.43	53.05	10.61						
		2-Wire Analog Voice Grade Loop - Service Level 2 w/Loop or Ground Start Signaling - Zone 2		2	UEA	UEAL2	23.13	105.98	68.43	53.05	10.61						
		2-Wire Analog Voice Grade Loop - Service Level 2 w/Loop or Ground Start Signaling - Zone 3		3	UEA	UEAL2	28.46	105.98	68.43	53.05	10.61						
		Order Coordination for Specified Conversion Time (per LSR)			UEA	OCOSL		18.13									
		2-Wire Analog Voice Grade Loop - Service Level 2 w/Reverse Battery Signaling - Zone 1		1	UEA	UEAR2	16.68	105.98	68.43	53.05	10.61						
		2-Wire Analog Voice Grade Loop - Service Level 2 w/Reverse Battery Signaling - Zone 2		2	UEA	UEAR2	23.13	105.98	68.43	53.05	10.61						
		2-Wire Analog Voice Grade Loop - Service Level 2 w/Reverse Battery Signaling - Zone 3		3	UEA	UEAR2	28.46	105.98	68.43	53.05	10.61						
		Order Coordination for Specified Conversion Time (per LSR)			UEA	OCOSL		18.13									
		CLEC to CLEC Conversion Charge without outside dispatch			UEA	UREWO		87.90	36.44								
		Loop Tagging - Service Level 2 (SL2)			UEA	URETL		11.24	1.10								
		4-WIRE ANALOG VOICE GRADE LOOP															
		4-Wire Analog Voice Grade Loop - Zone 1		1	UEA	UEAL4	32.59	132.38	94.83	59.35	14.61						
		4-Wire Analog Voice Grade Loop - Zone 2		2	UEA	UEAL4	43.89	132.38	94.83	59.35	14.61						
		4-Wire Analog Voice Grade Loop - Zone 3		3	UEA	UEAL4	43.38	132.38	94.83	59.35	14.61						
		Order Coordination for Specified Conversion Time (per LSR)			UEA	OCOSL		18.13									
		CLEC to CLEC Conversion Charge without outside dispatch			UEA	UREWO		87.90	36.44								

UNBUNDLED NETWORK ELEMENTS - South Carolina

CATEGORY	RATE ELEMENTS	Interi m	Zone	BCS	USOC	RATES (\$)	Svc Order Submitted Elec per LSR	Svc Order Submitted Manually per LSR	Incremental Charge - Manual Svc Order vs. Electronic- 1st	Incremental Charge - Manual Svc Order vs. Electronic- Add'l	Incremental Charge - Manual Svc Order vs. Electronic- Disc 1st	Incremental Charge - Manual Svc Order vs. Electronic- Disc Add'l
						Rec	Nonrecurring		Nonrecurring Disconnect		OSS Rates (\$)	
							First	Add'l	First	Add'l	SOMECSOMAN	SOMAN
	2-WIRE ISDN DIGITAL GRADE LOOP											
	2-Wire ISDN Digital Grade Loop - Zone 1		1	UDN	U1L2X	25.21	117.58	80.03	53.05	10.61		
	2-Wire ISDN Digital Grade Loop - Zone 2		2	UDN	U1L2X	32.76	117.58	80.03	53.05	10.61		
	2-Wire ISDN Digital Grade Loop - Zone 3		3	UDN	U1L2X	37.70	117.58	80.03	53.05	10.61		
	Order Coordination For Specified Conversion Time (per LSR)			UDN	OCOSL		18.13					
	CLEC to CLEC Conversion Charge without outside dispatch			UDN	UREWO		91.82	44.25				
	2-WIRE ASYMMETRICAL DIGITAL SUBSCRIBER LINE (ADSL) COMPATIBLE LOOP											
	2 Wire Unbundled ADSL Loop including manual service inquiry & facility reservation - Zone 1		1	UAL	UAL2X	12.19	120.84	70.56	50.37	7.93		
	2 Wire Unbundled ADSL Loop including manual service inquiry & facility reservation - Zone 2		2	UAL	UAL2X	13.71	120.84	70.56	50.37	7.93		
	2 Wire Unbundled ADSL Loop including manual service inquiry & facility reservation - Zone 3		3	UAL	UAL2X	14.14	120.84	70.56	50.37	7.93		
	Order Coordination for Specified Conversion Time (per LSR)			UAL	OCOSL		18.13					
	2 Wire Unbundled ADSL Loop without manual service inquiry & facility reservatoin - Zone 1		1	UAL	UAL2W	12.19	95.81	57.82	50.37	7.93		
	2 Wire Unbundled ADSL Loop without manual service inquiry & facility reservatoin - Zone 2		2	UAL	UAL2W	13.71	95.81	57.82	50.37	7.93		
	2 Wire Unbundled ADSL Loop without manual service inquiry & facility reservatoin - Zone 3		3	UAL	UAL2W	14.14	95.81	57.82	50.37	7.93		
	Order Coordination for Specified Conversion Time (per LSR)			UAL	OCOSL		18.13					
	CLEC to CLEC Conversion Charge without outside dispatch			UAL	UREWO		86.38	40.48				
	2-WIRE HIGH BIT RATE DIGITAL SUBSCRIBER LINE (HDSL) COMPATIBLE LOOP											
	2 Wire Unbundled HDSL Loop including manual service inquiry & facility reservation - Zone 1		1	UHL	UHL2X	9.58	129.52	79.24	50.37	7.93		
	2 Wire Unbundled HDSL Loop including manual service inquiry & facility reservation - Zone 2		2	UHL	UHL2X	10.92	129.52	79.24	50.37	7.93		
	2 Wire Unbundled HDSL Loop including manual service inquiry & facility reservation - Zone 3		3	UHL	UHL2X	11.40	129.52	79.24	50.37	7.93		
	Order Coordination for Specified Conversion Time (per LSR)			UHL	OCOSL		18.13					
	2 Wire Unbundled HDSL Loop without manual service inquiry and facility reservation - Zone 1		1	UHL	UHL2W	9.58	104.49	66.50	50.37	7.93		
	2 Wire Unbundled HDSL Loop without manual service inquiry and facility reservation - Zone 2		2	UHL	UHL2W	10.92	104.49	66.50	50.37	7.93		
	2 Wire Unbundled HDSL Loop without manual service inquiry and facility reservation - Zone 3		3	UHL	UHL2W	11.40	104.49	66.50	50.37	7.93		
	Order Coordination for Specified Conversion Time (per LSR)			UHL	OCOSL		18.13					
	CLEC to CLEC Conversion Charge without outside dispatch			UHL	UREWO		86.32	40.48				
	4-WIRE HIGH BIT RATE DIGITAL SUBSCRIBER LINE (HDSL) COMPATIBLE LOOP											
	4 Wire Unbundled HDSL Loop including manual service inquiry and facility reservation - Zone 1		1	UHL	UHL4X	16.02	158.18	107.89	55.12	10.38		
	4-Wire Unbundled HDSL Loop including manual service inquiry and facility reservation - Zone 2		2	UHL	UHL4X	14.33	158.18	107.89	55.12	10.38		
	4-Wire Unbundled HDSL Loop including manual service inquiry and facility reservation - Zone 3		3	UHL	UHL4X	16.84	158.18	107.89	55.12	10.38		
	Order Coordination for Specified Conversion Time (per LSR)			UHL	OCOSL		18.13					
	4-Wire Unbundled HDSL Loop without manual service inquiry and facility reservation - Zone 1		1	UHL	UHL4W	16.02	133.14	95.16	55.12	10.38		
	4-Wire Unbundled HDSL Loop without manual service inquiry and facility reservation - Zone 2		2	UHL	UHL4W	14.33	133.14	95.16	55.12	10.38		
	4-Wire Unbundled HDSL Loop without manual service inquiry and facility reservation - Zone 3		3	UHL	UHL4W	16.84	133.14	95.16	55.12	10.38		
	Order Coordination for Specified Conversion Time (per LSR)			UHL	OCOSL		18.13					
	CLEC to CLEC Conversion Charge without outside dispatch			UHL	UREWO		86.32	40.48				
	4-WIRE DS1 DIGITAL LOOP											
	4-Wire DS1 Digital Loop - Zone 1		1	USL	USLXX	79.51	253.03	157.89	44.80	11.73		
	4-Wire DS1 Digital Loop - Zone 2		2	USL	USLXX	136.00	253.03	157.89	44.80	11.73		
	4-Wire DS1 Digital Loop - Zone 3		3	USL	USLXX	229.15	253.03	157.89	44.80	11.73		
	Order Coordination for Specified Conversion Time (per LSR)			USL	OCOSL		18.13					

UNBUNDLED NETWORK ELEMENTS - South Carolina											Attachment: 2		Exhibit: A				
CATEGORY	RATE ELEMENTS		Interim	Zone	BCS	USOC	RATES (\$)				Svc Order Submitted Elec per LSR	Svc Order Submitted Manually per LSR	Incremental Charge - Manual Svc Order vs. Electronic-1st	Incremental Charge - Manual Svc Order vs. Electronic-Add'l	Incremental Charge - Manual Svc Order vs. Electronic-Disc 1st	Incremental Charge - Manual Svc Order vs. Electronic-Disc Add'l	
							Rec	Nonrecurring		Nonrecurring Disconnect		OSS Rates (\$)					
								First	Add'l	First	Add'l	SOMEK	SOMAN	SOMAN	SOMAN	SOMAN	SOMAN
		CLEC to CLEC Conversion Charge without outside dispatch			USL	UREWO		101.30	43.13								
		4-WIRE 19.2, 56 OR 64 KBPS DIGITAL GRADE LOOP															
		4 Wire Unbundled Digital 19.2 Kbps		1	UDL	UDL19	29.93	126.66	89.12	59.35	14.61						
		4 Wire Unbundled Digital 19.2 Kbps		2	UDL	UDL19	33.99	126.66	89.12	59.35	14.61						
		4 Wire Unbundled Digital 19.2 Kbps		3	UDL	UDL19	34.74	126.66	89.12	59.35	14.61						
		4 Wire Unbundled Digital Loop 56 Kbps - Zone 1		1	UDL	UDL56	29.93	126.66	89.12	59.35	14.61						
		4 Wire Unbundled Digital Loop 56 Kbps - Zone 2		2	UDL	UDL56	33.99	126.66	89.12	59.35	14.61						
		4 Wire Unbundled Digital Loop 56 Kbps - Zone 3		3	UDL	UDL56	34.74	126.66	89.12	59.35	14.61						
		Order Coordination for Specified Conversion Time (per LSR)			UDL	OCOSL		18.13									
		4 Wire Unbundled Digital Loop 64 Kbps - Zone 1		1	UDL	UDL64	29.93	126.66	89.12	59.35	14.61						
		4 Wire Unbundled Digital Loop 64 Kbps - Zone 2		2	UDL	UDL64	33.99	126.66	89.12	59.35	14.61						
		4 Wire Unbundled Digital Loop 64 Kbps - Zone 3		3	UDL	UDL64	34.74	126.66	89.12	59.35	14.61						
		Order Coordination for Specified Conversion Time (per LSR)			UDL	OCOSL		18.13									
		CLEC to CLEC Conversion Charge without outside dispatch			UDL	UREWO		102.34	49.85								
		2-WIRE Unbundled COPPER LOOP															
		2-Wire Unbundled Copper Loop-Designed including manual service inquiry & facility reservation - Zone 1		1	UCL	UCLPB	12.19	119.91	69.62	50.37	7.93						
		2-Wire Unbundled Copper Loop-Designed including manual service inquiry & facility reservation - Zone 2		2	UCL	UCLPB	13.71	119.91	69.62	50.37	7.93						
		2 Wire Unbundled Copper Loop-Designed including manual service inquiry & facility reservation - Zone 3		3	UCL	UCLPB	14.14	119.91	69.62	50.37	7.93						
		Order Coordination for Unbundled Copper Loops (per loop)			UCL	UCLMC		8.17	8.17								
		2-Wire Unbundled Copper Loop-Designed without manual service inquiry and facility reservation - Zone 1		1	UCL	UCLPW	12.19	94.87	56.89	50.37	7.93						
		2-Wire Unbundled Copper Loop-Designed without manual service inquiry and facility reservation - Zone 2		2	UCL	UCLPW	13.71	94.87	56.89	50.37	7.93						
		2-Wire Unbundled Copper Loop-Designed without manual service inquiry and facility reservation - Zone 3		3	UCL	UCLPW	14.14	94.87	56.89	50.37	7.93						
		Order Coordination for Unbundled Copper Loops (per loop)			UCL	UCLMC		8.17	8.17								
		CLEC to CLEC Conversion Charge without outside dispatch (UCL-Des)			UCL	UREWO		94.87	42.57								
		4-WIRE COPPER LOOP															
		4-Wire Copper Loop-Designed including manual service inquiry and facility reservation - Zone 1		1	UCL	UCL4S	19.64	144.17	93.88	55.12	10.38						
		4-Wire Copper Loop-Designed including manual service inquiry and facility reservation - Zone 2		2	UCL	UCL4S	20.90	144.17	93.88	55.12	10.38						
		4-Wire Copper Loop-Designed including manual service inquiry and facility reservation - Zone 3		3	UCL	UCL4S	19.34	144.17	93.88	55.12	10.38						
		Order Coordination for Unbundled Copper Loops (per loop)			UCL	UCLMC		8.17	8.17								
		4-Wire Copper Loop-Designed without manual service inquiry and facility reservation - Zone 1		1	UCL	UCL4W	19.64	119.13	81.15	55.12	10.38						
		4-Wire Copper Loop-Designed without manual service inquiry and facility reservation - Zone 2		2	UCL	UCL4W	20.90	119.13	81.15	55.12	10.38						
		4-Wire Copper Loop-Designed without manual service inquiry and facility reservation - Zone 3		3	UCL	UCL4W	19.34	119.13	81.15	55.12	10.38						
		Order Coordination for Unbundled Copper Loops (per loop)			UCL	UCLMC		8.17	8.17								
		CLEC to CLEC Conversion Charge without outside dispatch (UCL-Des)			UCL	UREWO		94.87	42.57								
LOOP MODIFICATION																	
					UAL, UHL, UCL, UEQ, ULS, UEA, UEANL, UEPSR, UEPSB	ULM2L		32.46	32.46								
		Unbundled Loop Modification Removal of Load Coils - 2 Wire pair less than or equal to 18k ft, per Unbundled Loop															
		Unbundled Loop Modification Removal of Load Coils - 4 Wire less than or equal to 18K ft, per Unbundled Loop			UHL, UCL, UEA	ULM4L		32.46	32.46								
					UAL, UHL, UCL, UEQ, ULS, UEA, UEANL, UEPSR, UEPSB	ULMBT		32.48	32.48								
		Unbundled Loop Modification Removal of Bridged Tap Removal, per unbundled loop															

UNBUNDLED NETWORK ELEMENTS - South Carolina

CATEGORY	RATE ELEMENTS	Interi m	Zone	BCS	USOC	RATES (\$)				Svc Order Submitted Elec per LSR	Svc Order Submitted Manually per LSR	Incremental Charge - Manual Svc Order vs. Electronic- 1st	Incremental Charge - Manual Svc Order vs. Electronic- Add'l	Incremental Charge - Manual Svc Order vs. Electronic- Disc 1st	Incremental Charge - Manual Svc Order vs. Electronic- Disc Add'l
						Rec	Nonrecurring		Nonrecurring Disconnect		OSS Rates (\$)				
							First	Add'l	First	Add'l	SOMEc	SOMAN	SOMAN	SOMAN	SOMAN
SUB-LOOPS															
	Sub-Loop Distribution														
	Sub-Loop - Per Cross Box Location - CLEC Feeder Facility Set-Up	I		UEANL	USBSA		241.42	241.42							
	Sub-Loop - Per Cross Box Location - Per 25 Pair Panel Set-Up	I		UEANL	USBSB		22.69	22.69							
	Sub-Loop - Per Building Equipment Room - CLEC Feeder Facility Set-Up	I		UEANL	USBSC		177.84	177.84							
	Sub-Loop - Per Building Equipment Room - Per 25 Pair Panel Set-Up	I		UEANL	USBSD		55.58	55.58							
	Sub-Loop Distribution Per 2-Wire Analog Voice Grade Loop - Zone 1	I	1	UEANL	USBN2	8.87	65.94	31.03	45.35	6.71					
	Sub-Loop Distribution Per 2-Wire Analog Voice Grade Loop - Zone 2	I	2	UEANL	USBN2	12.58	65.94	31.03	45.35	6.71					
	Sub-Loop Distribution Per 2-Wire Analog Voice Grade Loop - Zone 3	I	3	UEANL	USBN2	14.79	65.94	31.03	45.35	6.71					
	Order Coordination for Unbundled Sub-Loops, per sub-loop pair			UEANL	USBMC		8.17	8.17							
	Sub-Loop Distribution Per 4-Wire Analog Voice Grade Loop - Zone 1		1	UEANL	USBN4	14.11	79.21	44.29	49.82	9.09					
	Sub-Loop Distribution Per 4-Wire Analog Voice Grade Loop - Zone 2		2	UEANL	USBN4	19.40	79.21	44.29	49.82	9.09					
	Sub-Loop Distribution Per 4-Wire Analog Voice Grade Loop - Zone 3		3	UEANL	USBN4	18.90	79.21	44.29	49.82	9.09					
	Order Coordination for Unbundled Sub-Loops, per sub-loop pair			UEANL	USBMC		8.17	8.17							
	Sub-Loop 2-Wire Intrabuilding Network Cable (INC)	I		UEANL	USBR2	2.41	53.13	18.21	45.35	6.71					
	Order Coordination for Unbundled Sub-Loops, per sub-loop pair			UEANL	USBMC		8.17	8.17							
	Sub-Loop 4-Wire Intrabuilding Network Cable (INC)	I		UEANL	USBR4	5.36	59.38	24.47	49.82	9.09					
	Order Coordination for Unbundled Sub-Loops, per sub-loop pair			UEANL	USBMC		8.17	8.17							
	Loop Testing - Basic 1st Half Hour			UEANL	URET1		34.23	34.23							
	Loop Testing - Basic Additional Half Hour			UEANL	URETA		19.90	19.90							
	2 Wire Copper Unbundled Sub-Loop Distribution - Zone 1	I	1	UEF	UCS2X	7.11	65.94	31.03	45.35	6.71					
	2 Wire Copper Unbundled Sub-Loop Distribution - Zone 2	I	2	UEF	UCS2X	9.83	65.94	31.03	45.35	6.71					
	2 Wire Copper Unbundled Sub-Loop Distribution - Zone 3	I	3	UEF	UCS2X	10.48	65.94	31.03	45.35	6.71					
	Order Coordination for Unbundled Sub-Loops, per sub-loop pair			UEF	USBMC		8.17	8.17							
	4 Wire Copper Unbundled Sub-Loop Distribution - Zone 1	I	1	UEF	UCS4X	7.85	79.21	44.29	49.82	9.09					
	4 Wire Copper Unbundled Sub-Loop Distribution - Zone 2	I	2	UEF	UCS4X	14.17	79.21	44.29	49.82	9.09					
	4 Wire Copper Unbundled Sub-Loop Distribution - Zone 3	I	3	UEF	UCS4X	12.64	79.21	44.29	49.82	9.09					
	Order Coordination for Unbundled Sub-Loops, per sub-loop pair			UEF	USBMC		8.17	8.17							
	Loop Testing - Basic 1st Half Hour			UEF	URET1		34.23	34.23							
	Loop Testing - Basic Additional Half Hour			UEF	URETA		19.90	19.90							
	Unbundled Network Terminating Wire (UNTW)														
	Unbundled Network Terminating Wire (UNTW) per Pair			UENTW	UENPP	0.3303	30.20	30.20							
	Network Interface Device (NID)														
	Network Interface Device (NID) - 1-2 lines			UENTW	UND12		43.68	28.79							
	Network Interface Device (NID) - 1-6 lines			UENTW	UND16		64.42	49.53							
	Network Interface Device Cross Connect - 2 W			UENTW	UNDC2		5.92	5.92							
	Network Interface Device Cross Connect - 4W			UENTW	UNDC4		5.92	5.92							
UNE OTHER, PROVISIONING ONLY - NO RATE															
	NID - Dispatch and Service Order for NID installation			UENTW	UNDBX	0.00	0.00								
	UNTW Circuit Id Establishment, Provisioning Only - No Rate			UENTW	UENCE	0.00	0.00								
	Unbundled Contract Name, Provisioning Only - No Rate			UEANL,UEF,UEQ,UENTW	UNECN	0.00	0.00								
UNE OTHER, PROVISIONING ONLY - NO RATE															

UNBUNDLED NETWORK ELEMENTS - South Carolina											Attachment: 2		Exhibit: A			
CATEGORY	RATE ELEMENTS		Interim	Zone	BCS	USOC	RATES (\$)				Svc Order Submitted Elec per LSR	Svc Order Submitted Manually per LSR	Incremental Charge - Manual Svc Order vs. Electronic-1st	Incremental Charge - Manual Svc Order vs. Electronic-Add'l	Incremental Charge - Manual Svc Order vs. Electronic-Disc 1st	Incremental Charge - Manual Svc Order vs. Electronic-Disc Add'l
							Rec	Nonrecurring		Nonrecurring Disconnect		OSS Rates (\$)				
								First	Add'l	First	Add'l	SOMEc	SOMAN	SOMAN	SOMAN	SOMAN
		Unbundled Contact Name, Provisioning Only - no rate			UAL,UCL,UDC,UDL,UDN,UEA,UHL,ULC	UNECN	0.00	0.00								
		Unbundled Sub-Loop Feeder-2 Wire Cross Box Jumper - no rate			UEA,UDN,UCL,UDC	USBFQ	0.00	0.00								
		Unbundled Sub-Loop Feeder-4 Wire Cross Box Jumper - no rate			UEA,USL,UCL,UDL	USBFR	0.00	0.00								
		Unbundled DS1 Loop - Superframe Format Option - no rate			USL	CCOSF	0.00	0.00								
		Unbundled DS1 Loop - Expanded Superframe Format option - no rate			USL	CCOEF	0.00	0.00								
HIGH CAPACITY UNBUNDLED LOCAL LOOP																
		High Capacity Unbundled Local Loop - DS3 - Per Mile per month			UE3	1L5ND	12.26									
		High Capacity Unbundled Local Loop - DS3 - Facility Termination per month			UE3	UE3PX	306.36	452.52	264.53	119.75	83.77					
		High Capacity Unbundled Local Loop - STS-1 - Per Mile per month			UDLSX	1L5ND	12.26									
		High Capacity Unbundled Local Loop - STS-1 - Facility Termination per month			UDLSX	UDLS1	313.49	452.52	264.53	119.75	83.77					
LOOP MAKE-UP																
		Loop Makeup - Preordering Without Reservation, per working or spare facility queried (Manual).			UMK	UMKLW		24.04	24.04							
		Loop Makeup - Preordering With Reservation, per spare facility queried (Manual).			UMK	UMKLP		25.49	25.49							
		Loop Makeup--With or Without Reservation, per working or spare facility queried (Mechanized)			UMK	UMKMQ		0.34	0.34							
LINE SHARING AND LINE SPLITTING																
	NOTE 1: The Line Sharing monthly recurring rates for all installations completed from October 02, 2003 through midnight October 01, 2004 shall be billed as follows:															
	NOTE 1: 10/02/2003 – 10/01/2004: 25% of the rate for an unbundled copper loop non-designed ("UCLND")															
	NOTE 1: 10/02/2004 – 10/01/2005: 50% of the rate for UCLND															
	NOTE 1: 10/02/2005 – 10/01/2006: 75% of the rate for UCLND															
	NOTE 1: Above will apply to USOCs: ULSDT and ULSCT															
	**NOTE 2: The Line Sharing monthly recurring rates with USOCs ULSDC and ULSCC applies only to circuits installed and inservice on or before October 1, 2003															
LINE SHARING																
SPLITTERS-CENTRAL OFFICE BASED																
		Line Sharing Splitter, per System 96 Line Capacity			ULS	ULSDA	216.22	189.21	0.00	178.38	0.00					
		Line Sharing Splitter, per System 24 Line Capacity			ULS	ULSDB	54.05	189.21	0.00	178.38	0.00					
		Line Sharing Splitter, Per System, 8 Line Capacity			ULS	ULSD8	18.02	189.21	0.00	178.38	0.00					
		Line Sharing-DLEC Owned Splitter in CO-CFA activation-deactivation (per LSOD)			ULS	ULSDG		86.67	0.00	49.95	0.00					
END USER ORDERING-CENTRAL OFFICE BASED LINE SHARING																
		Line Sharing - per Line Activation (BST Owned splitter) - OBSOLETE see **NOTE 2			ULS	ULSDC	0.61	18.55	10.62	10.04	4.93					
		Line Share Service, TRO per line activation, BST owned splitter - Central Office Located (25% of UCLND) - please see NOTE 1 (E:10/2/2003)			ULS	ULSDT	3.24	18.55	10.62	10.04	4.93					
		Line Share Service, TRO per line activation, BST owned splitter - Central Office Located (50% of UCLND) - please see NOTE 1 (E:10/2/2004)			ULS	ULSDT	6.47	18.55	10.62	10.04	4.93					
		Line Share Service, TRO per line activation, BST owned splitter - Central Office Located (75% of UCLND) - please see NOTE 1 (E:10/2/2005)			ULS	ULSDT	9.71	18.55	10.62	10.04	4.93					
		Line Sharing - per Subsequent Activity per Line Rearrangement(BST Owned Splitter)			ULS	ULSDS		16.42	8.21							
		Line Sharing - per Subsequent Activity per Line Rearrangement(DLEC Owned Splitter)			ULS	ULSCS		16.42	8.21							
		Line Sharing - per Line Activation (DLEC owned Splitter) - OBSOLETE see **NOTE 2			ULS	ULSCC	0.61	47.44	19.31	20.67	12.74					

UNBUNDLED NETWORK ELEMENTS - South Carolina												Attachment: 2		Exhibit: A			
CATEGORY	RATE ELEMENTS		Interim	Zone	BCS	USOC	RATES (\$)				Svc Order Submitted Elec per LSR	Svc Order Submitted Manually per LSR	Incremental Charge - Manual Svc Order vs. Electronic-1st	Incremental Charge - Manual Svc Order vs. Electronic-Add'l	Incremental Charge - Manual Svc Order vs. Electronic-Disc 1st	Incremental Charge - Manual Svc Order vs. Electronic-Disc Add'l	
							Rec	Nonrecurring		Nonrecurring Disconnect		OSS Rates (\$)					
								First	Add'l	First	Add'l	SOMEc	SOMAN	SOMAN	SOMAN	SOMAN	SOMAN
		Line Share Service, TRO per line activation, CLEC owned splitter - Central Office Located (25% of UCLND) - please see NOTE 1 (E:10/2/2003)			ULS	ULSCT	3.24	47.44	19.31	20.67	12.74						
		Line Share Service, TRO per line activation, CLEC owned splitter - Central Office Located (50% of UCLND) - please see NOTE 1 (E:10/2/2004)			ULS	ULSCT	6.47	47.44	19.31	20.67	12.74						
		Line Share Service, TRO per line activation, CLEC owned splitter - Central Office Located (75% of UCLND) - please see NOTE 1 (E:10/2/2005)			ULS	ULSCT	9.71	47.44	19.31	20.67	12.74						
	LINE SPLITTING																
	END USER ORDERING-CENTRAL OFFICE BASED																
		Line Splitting - per line activation DLEC owned splitter			UEPSR UEPSB	UREOS	0.61										
		Line Splitting - per line activation BST owned - physical			UEPSR UEPSB	UREBP	0.61	37.09	21.24	20.07	9.85						
		Line Splitting - per line activation BST owned - virtual			UEPSR UEPSB	UREBV	0.61	37.09	21.24	20.07	9.85						
	MAINTENANCE																
		No Trouble Found - per 1/2 hour increments - Basic						80.00	55.00								
		No Trouble Found - per 1/2 hour increments - Overtime						120.00	82.50								
		No Trouble Found - per 1/2 hour increments - Premium						160.00	110.00								
UNBUNDLED DEDICATED TRANSPORT																	
	INTEROFFICE CHANNEL - DEDICATED TRANSPORT																
		Interoffice Channel - Dedicated Transport - 2-Wire Voice Grade - Per Mile per month			U1TVX	1L5XX	0.0167										
		Interoffice Channel - Dedicated Transport- 2- Wire Voice Grade - Facility Termination			U1TVX	U1TV2	24.30	40.63	27.47	16.77	6.91						
		Interoffice Channel - Dedicated Transport- 2-Wire Voice Grade Rev Bat. - Per Mile per month			U1TVX	1L5XX	0.0167										
		Interoffice Channel - Dedicated Transport- 2- Wire VG Rev Bat. - Facility Termination			U1TVX	U1TR2	24.30	40.63	27.47	16.77	6.91						
		Interoffice Channel - Dedicated Transport - 4-Wire Voice Grade - Per Mile per month			U1TVX	1L5XX	0.0167										
		Interoffice Channel - Dedicated Transport - 4- Wire Voice Grade - Facility Termination			U1TVX	U1TV4	21.29	40.63	27.47	16.77	6.91						
		Interoffice Channel - Dedicated Transport - 56 kbps - per mile per month			U1TDX	1L5XX	0.0167										
		Interoffice Channel - Dedicated Transport - 56 kbps - Facility Termination			U1TDX	U1TD5	16.76	40.63	27.47	16.77	6.91						
		Interoffice Channel - Dedicated Transport - 64 kbps - per mile per month			U1TDX	1L5XX	0.0167										
		Interoffice Channel - Dedicated Transport - 64 kbps - Facility Termination			U1TDX	U1TD6	16.76	40.63	27.47	16.77	6.91						
		Interoffice Channel - Dedicated Channel - DS1 - Per Mile per month			U1TD1	1L5XX	0.3415										
		Interoffice Channel - Dedicated Tranport - DS1 - Facility Termination			U1TD1	U1TF1	77.14	89.47	81.99	16.39	14.48						
		Interoffice Channel - Dedicated Transport - DS3 - Per Mile per month			U1TD3	1L5XX	8.02										
		Interoffice Channel - Dedicated Transport - DS3 - Facility Termination per month			U1TD3	U1TF3	880.65	279.37	163.12	60.33	58.59						
		Interoffice Channel - Dedicated Transport - STS-1 - Per Mile per month			U1TS1	1L5XX	8.02										
		Interoffice Channel - Dedicated Transport - STS-1 - Facility Termination			U1TS1	U1TFS	880.55	279.37	163.12	60.33	58.59						
DARK FIBER																	
		Dark Fiber, Four Fiber Strands, Per Route Mile or Fraction Thereof per month - Interoffice Channel			UDF, UDFCX	1L5DF	36.41										
		NRC Dark Fiber - Interoffice Channel			UDF, UDFCX	UDF14		640.51	138.17	317.76	198.11						
		Dark Fiber, Four Fiber Strands, Per Route Mile or Fraction Thereof per month - Local Loop			UDF, UDFCX	1L5DL	97.65										
		NRC Dark Fiber - Local Loop			UDF, UDFCX	UDFL4		640.51	138.17	317.76	198.11						

UNBUNDLED NETWORK ELEMENTS - South Carolina												Attachment: 2		Exhibit: A		
CATEGORY	RATE ELEMENTS		Interim	Zone	BCS	USOC	RATES (\$)				Svc Order Submitted Elec per LSR	Svc Order Submitted Manually per LSR	Incremental Charge - Manual Svc Order vs. Electronic-1st	Incremental Charge - Manual Svc Order vs. Electronic-Add'l	Incremental Charge - Manual Svc Order vs. Electronic-Disc 1st	Incremental Charge - Manual Svc Order vs. Electronic-Disc Add'l
							Rec	Nonrecurring		Nonrecurring Disconnect		OSS Rates (\$)				
								First	Add'l	First	Add'l	SOMEc	SOMAN	SOMAN	SOMAN	SOMAN
8XX ACCESS TEN DIGIT SCREENING																
		8XX Access Ten Digit Screening, Per Call			OHD		0.0006673									
		8XX Access Ten Digit Screening, Reservation Charge Per 8XX Number Reserved			OHD	N8R1X		2.59	0.44							
		8XX Access Ten Digit Screening, Per 8XX No. Established W/O POTS Translations			OHD			5.95	0.81	4.58	0.54					
		8XX Access Ten Digit Screening, Per 8XX No. Established With POTS Translations			OHD	N8FTX		5.95	0.81	4.58	0.54					
		8XX Access Ten Digit Screening, Customized Area of Service Per 8XX Number			OHD	N8FCX		2.59	1.30							
		8XX Access Ten Digit Screening, Multiple InterLATA CXR Routing Per CXR Requested Per 8XX No.			OHD	N8FMX		3.03	1.74							
		8XX Access Ten Digit Screening, Change Charge Per Request			OHD	N8FAX		3.03	0.44							
		8XX Access Ten Digit Screening, Call Handling and Destination Features			OHD	N8FDX		2.59	2.59							
		8XX Access Ten Digit Screening, w/ 8XX No. Delivery			OHD		0.0006673									
		8XX Access Ten Digit Screening, w/ POTS No. Delivery			OHD		0.0006673									
LINE INFORMATION DATA BASE ACCESS (LIDB)																
		LIDB Common Transport Per Query			OQT		0.0000246									
		LIDB Validation Per Query			OQU		0.0138158									
		LIDB Originating Point Code Establishment or Change			OQT, OQU	NRBPX		34.40		42.18						
SIGNALING (CCS7)																
		CCS7 Signaling Connection, Per 56 Kbps Facility			UDB	TPP++	16.93	35.61	35.61	16.48	16.48					
		CCS7 Signaling Termination, Per STP Port			UDB	PT8SX	163.49									
		CCS7 Signaling Usage, Per TCAP Message			UDB		0.0000692									
		CCS7 Signaling Connection, Per link (A link)			UDB	TPP++	16.93	35.61	35.61	16.48	16.48					
		CCS7 Signaling Connection, Per link (B link) (also known as D link)			UDB	TPP++	16.93	35.61	35.61	16.48	16.48					
		CCS7 Signaling Usage, Per ISUP Message			UDB		0.0000173									
		CCS7 Signaling Usage Surrogate, per link per LATA			UDB	STU56	791.37									
		CCS7 Signaling Point Code, per Originating Point Code Establishment or Change, per STP affected			UDB	CCAPO		29.08	29.08	35.65	35.65					
		CCS7 Signaling Point Code, per Destination Point Code Establishment or Change, Per Stp Affected			UDB	CCAPD		29.08	29.08	35.65	35.65					
E911 SERVICE																
		Local Channel - Dedicated - 2-wr Voice Grade					15.33	193.53	33.24	36.72	3.21					
		Interoffice Transport - Dedicated - 2-wr Voice Grade Per Mile					0.0167									
		Interoffice Transport - Dedicated - 2-wr Voice Grade Per Facility Termination					24.30	40.63	27.47	16.77	6.91					
		Local Channel - Dedicated - DS1 - Zone 1					42.62	177.87	154.06	22.24	15.30					
		Local Channel - Dedicated - DS1 - Zone 2					70.32	177.87	154.06	22.24	15.30					
		Local Channel - Dedicated - DS1 - Zone 3					190.68	177.87	154.06	22.24	15.30					
		Interoffice Transport - Dedicated - DS1 Per Mile					0.3415									
		Interoffice Transport - Dedicated - DS1 Per Facility Termination					77.14	89.47	81.99	16.39	14.48					
CALLING NAME (CNAM) SERVICE																
		CNAM For DB Owners - Service Establishment			OQV			23.00	23.00	21.15	21.15					
		CNAM For Non DB Owners - Service Establishment			OQV			23.00	23.00	21.15	21.15					
		CNAM For DB Owners - Service Provisioning With Point Code Establishment			OQV			993.09	734.47	269.53	198.18					
		CNAM For Non DB Owners - Service Provisioning With Point Code Establishment			OQV			343.09	245.69	275.87	198.18					
		CNAM for DB Owners, Per Query			OQV		0.0010433									
		CNAM for Non DB Owners, Per Query			OQV		0.0010433									
SELECTIVE ROUTING																
		Selective Routing Per Unique Line Class Code Per Request Per Switch						84.89	84.89	14.14	14.14					
VIRTUAL COLLOCATION																

UNBUNDLED NETWORK ELEMENTS - South Carolina											Attachment: 2		Exhibit: A				
CATEGORY	RATE ELEMENTS		Interim	Zone	BCS	USOC	RATES (\$)				Svc Order Submitted Elec per LSR	Svc Order Submitted Manually per LSR	Incremental Charge - Manual Svc Order vs. Electronic-1st	Incremental Charge - Manual Svc Order vs. Electronic-Add'l	Incremental Charge - Manual Svc Order vs. Electronic-Disc 1st	Incremental Charge - Manual Svc Order vs. Electronic-Disc Add'l	
							Rec	Nonrecurring		Nonrecurring Disconnect		OSS Rates (\$)					
								First	Add'l	First	Add'l	SOMEc	SOMAN	SOMAN	SOMAN	SOMAN	SOMAN
		Virtual Collocation-2 Wire Cross Connects (Loop) for Line Splitting			UEPSR UEPSB	VE1LS	0.0317	12.32	11.83	6.04	5.45						
PHYSICAL COLLOCATION																	
		Physical Collocation-2 Wire Cross Connects (Loop) for Line Splitting			UEPSR UEPSB	PE1LS	0.0341	12.32	11.83	6.04	5.45						
AIN SELECTIVE CARRIER ROUTING																	
		Regional Service Establishment			SRC	SRCEC			101,324.34	101,324.34	8,609.85	8,609.85					
		End Office Establishment			SRC	SRCEO			175.66	175.66	1.70	1.70					
		Query NRC, per query			SRC		0.0035036										
AIN - BELLSOUTH AIN SMS ACCESS SERVICE																	
		AIN SMS Access Service - Service Establishment, Per State, Initial Setup			A1N	CAMSE		39.53	39.53	40.78	40.78						
		AIN SMS Access Service - Port Connection - Dial/Shared Access			A1N	CAMDP		7.85	7.85	9.11	9.11						
		AIN SMS Access Service - Port Connection - ISDN Access			A1N	CAM1P		7.85	7.85	9.11	9.11						
		AIN SMS Access Service - User Identification Codes - Per User ID Code			A1N	CAMAU		35.08	35.08	27.12	27.12						
		AIN SMS Access Service - Security Card, Per User ID Code, Initial or Replacement			A1N	CAMRC		41.98	41.98	11.74	11.74						
		AIN SMS Access Service - Storage, Per Unit (100 Kilobytes)					0.0027										
		AIN SMS Access Service - Session, Per Minute					0.7121										
		AIN SMS Access Service - Company Performed Session, Per Minute					0.8364										
AIN - BELLSOUTH AIN TOOLKIT SERVICE																	
		AIN Toolkit Service - Service Establishment Charge, Per State, Initial Setup			CAM	BAPSC		39.53	39.53	40.78	40.78						
		AIN Toolkit Service - Training Session, Per Customer				BAPVX		4,211.54	4,211.54	0.00	0.00						
		AIN Toolkit Service - Trigger Access Charge, Per Trigger, Per DN, Term. Attempt				BAPTT		7.85	7.85	9.11	9.11						
		AIN Toolkit Service - Trigger Access Charge, Per Trigger, Per DN, Off-Hook Delay				BAPTD		7.85	7.85	9.11	9.11						
		AIN Toolkit Service - Trigger Access Charge, Per Trigger, Per DN, Off-Hook Immediate				BAPTM		7.85	7.85	9.11	9.11						
		AIN Toolkit Service - Trigger Access Charge, Per Trigger, Per DN, 10-Digit PODP				BAPTO		34.54	34.54	14.39	14.39						
		AIN Toolkit Service - Trigger Access Charge, Per Trigger, Per DN, CDP				BAPTC		34.54	34.54	14.39	14.39						
		AIN Toolkit Service - Trigger Access Charge, Per Trigger, Per DN, Feature Code				BAPTF		34.54	34.54	14.39	14.39						
		AIN Toolkit Service - Query Charge, Per Query					0.0558238										
		AIN Toolkit Service - Type 1 Node Charge, Per AIN Toolkit Subscription, Per Node, Per Query					0.0069214										
		AIN Toolkit Service - SCP Storage Charge, Per SMS Access Account, Per 100 Kilobytes					0.07										
		AIN Toolkit Service - Monthly report - Per AIN Toolkit Service Subscription			CAM	BAPMS	11.87	7.85	7.85	5.52	5.52						
		AIN Toolkit Service - Special Study - Per AIN Toolkit Service Subscription			CAM	BAPLS	3.51	8.68	8.68								
		AIN Toolkit Service - Call Event Report - Per AIN Toolkit Service Subscription			CAM	BAPDS	8.48	7.85	7.85	5.52	5.52						
		AIN Toolkit Service - Call Event Special Study - Per AIN Toolkit Service Subscription			CAM	BAPES	0.12	8.68	8.68								
ENHANCED EXTENDED LINK (EELs)																	
NOTE: The monthly recurring and non-recurring charges below will apply and the Switch-As-Is Charge will not apply for UNE combinations provisioned as ' Ordinarily Combined' Network Elements.																	
NOTE: The monthly recurring and the Switch-As-Is Charge and not the non-recurring charges below will apply for UNE combinations provisioned as ' Currently Combined' Network Elements.																	
EXTENDED 2-WIRE VOICE GRADE EXTENDED LOOP WITH DEDICATED DS1 INTEROFFICE TRANSPORT																	
		First 2-Wire VG Loop (SL2) in Combination - Zone 1		1	UNCVX	UEAL2	16.68	105.98	68.43	53.05	10.61						
		First 2-Wire VG Loop (SL2) in Combination - Zone 2		2	UNCVX	UEAL2	23.13	105.98	68.43	53.05	10.61						
		First 2-Wire VG Loop (SL2) in Combination - Zone 3		3	UNCVX	UEAL2	28.46	105.98	68.43	53.05	10.61						

UNBUNDLED NETWORK ELEMENTS - South Carolina

CATEGORY	RATE ELEMENTS	Interim	Zone	BCS	USOC	RATES (\$)				Svc Order Submitted Elec per LSR	Svc Order Submitted Manually per LSR	Incremental Charge - Manual Svc Order vs. Electronic-1st	Incremental Charge - Manual Svc Order vs. Electronic-Add'l	Incremental Charge - Manual Svc Order vs. Electronic-Disc 1st	Incremental Charge - Manual Svc Order vs. Electronic-Disc Add'l
						Rec	Nonrecurring		Nonrecurring Disconnect		OSS Rates (\$)				
							First	Add'l	First	Add'l	SOMEc	SOMAN	SOMAN	SOMAN	SOMAN
	Interoffice Transport - Dedicated - DS1 combination - Per Mile per month			UNC1X	1L5XX	0.27									
	Interoffice Transport - Dedicated - DS1 combination - Facility Termination per month			UNC1X	U1TF1	61.71	89.47	81.99	16.39	14.48					
	1/0 Channelization System in combination Per Month			UNC1X	MQ1	107.57	91.24	62.71	10.56	9.81					
	Voice Grade COCI - Per Month			UNCVX	1D1VG	0.56	6.59	4.73	0.00	0.00					
	Each Additional 2-Wire VG Loop (SL 2) in Combination - Zone 1		1	UNCVX	UEAL2	16.68	105.98	68.43	53.05	10.61					
	Each Additional 2-Wire VG Loop (SL 2) in Combination - Zone 2		2	UNCVX	UEAL2	23.13	105.98	68.43	53.05	10.61					
	Each Additional 2-Wire VG Loop (SL 2) in Combination - Zone 3		3	UNCVX	UEAL2	28.46	105.98	68.43	53.05	10.61					
	Voice Grade COCI - Per Month			UNCVX	1D1VG	0.56	6.59	4.73	0.00	0.00					
	Nonrecurring Currently Combined Network Elements Switch -As-Is Charge			UNC1X	UNCCC		5.61	5.61	7.00	7.00					
EXTENDED 4-WIRE VOICE GRADE EXTENDED LOOP WITH DEDICATED DS1 INTEROFFICE TRANSPORT															
	First 4-Wire Analog Voice Grade Loop in Combination - Zone 1		1	UNCVX	UEAL4	32.59	132.38	94.83	59.35	14.61					
	First 4-Wire Analog Voice Grade Loop in Combination - Zone 2		2	UNCVX	UEAL4	43.89	132.38	94.83	59.35	14.61					
	First 4-Wire Analog Voice Grade Loop in Combination - Zone 3		3	UNCVX	UEAL4	43.38	132.38	94.83	59.35	14.61					
	Interoffice Transport - Dedicated - DS1 combination - Per Mile Per Month			UNC1X	1L5XX	0.27									
	Interoffice Transport - Dedicated - DS1 - Facility Termination Per Month			UNC1X	U1TF1	61.71	89.47	81.99	16.39	14.48					
	1/0 Channel System in combination Per Month			UNC1X	MQ1	107.57	91.24	62.71	10.56	9.81					
	Voice Grade COCI in combination - per month			UNCVX	1D1VG	0.56	6.59	4.73	0.00	0.00					
	Additional 4-Wire Analog Voice Grade Loop in same DS1 Interoffice Transport Combination - Zone 1		1	UNCVX	UEAL4	32.59	132.38	94.83	59.35	14.61					
	Additional 4-Wire Analog Voice Grade Loop in same DS1 Interoffice Transport Combination - Zone 2		2	UNCVX	UEAL4	43.89	132.38	94.83	59.35	14.61					
	Additional 4-Wire Analog Voice Grade Loop in same DS1 Interoffice Transport Combination - Zone 3		3	UNCVX	UEAL4	43.38	132.38	94.83	59.35	14.61					
	Additional Voice Grade COCI in combination - per month			UNCVX	1D1VG	0.56	6.59	4.73	0.00	0.00					
	Nonrecurring Currently Combined Network Elements Switch -As-Is Charge			UNC1X	UNCCC		5.61	5.61	7.00	7.00					
EXTENDED 4-WIRE 56 KBPS EXTENDED DIGITAL LOOP WITH DEDICATED DS1 INTEROFFICE TRANSPORT															
	First 4-Wire 56Kbps Digital Grade Loop in Combination - Zone 1		1	UNCDX	UDL56	29.93	126.66	89.12	59.35	14.61					
	First 4-Wire 56Kbps Digital Grade Loop in Combination - Zone 2		2	UNCDX	UDL56	33.99	126.66	89.12	59.35	14.61					
	First 4-Wire 56Kbps Digital Grade Loop in Combination - Zone 3		3	UNCDX	UDL56	34.74	126.66	89.12	59.35	14.61					
	Interoffice Transport - Dedicated - DS1 combination - Per Mile Per Month			UNC1X	1L5XX	0.27									
	Interoffice Transport - Dedicated - DS1 - combination Facility Termination Per Month			UNC1X	U1TF1	61.71	89.47	81.99	16.39	14.48					
	1/0 Channel System in combination Per Month			UNC1X	MQ1	107.57	91.24	62.71	10.56	9.81					
	OCU-DP COCI (data) per month (2.4-64kbs)			UNCDX	1D1DD	1.19	6.59	4.73	0.00	0.00					
	Additional 4-Wire 56Kbps Digital Grade Loop in same DS1 Interoffice Transport Combination - Zone 1		1	UNCDX	UDL56	29.93	126.66	89.12	59.35	14.61					
	Additional 4-Wire 56Kbps Digital Grade Loop in same DS1 Interoffice Transport Combination - Zone 2		2	UNCDX	UDL56	33.99	126.66	89.12	59.35	14.61					
	Additional 4-Wire 56Kbps Digital Grade Loop in same DS1 Interoffice Transport Combination - Zone 3		3	UNCDX	UDL56	34.74	126.66	89.12	59.35	14.61					
	Additional OCU-DP COCI (data) - in combination per month (2.4-64kbs)			UNCDX	1D1DD	1.19	6.59	4.73	0.00	0.00					

UNBUNDLED NETWORK ELEMENTS - South Carolina											Attachment: 2		Exhibit: A			
CATEGORY	RATE ELEMENTS		Interim	Zone	BCS	USOC	RATES (\$)				Svc Order Submitted Elec per LSR	Svc Order Submitted Manually per LSR	Incremental Charge - Manual Svc Order vs. Electronic-1st	Incremental Charge - Manual Svc Order vs. Electronic-Add'l	Incremental Charge - Manual Svc Order vs. Electronic-Disc 1st	Incremental Charge - Manual Svc Order vs. Electronic-Disc Add'l
							Rec	Nonrecurring		Nonrecurring Disconnect		OSS Rates (\$)				
		Nonrecurring Currently Combined Network Elements Switch -As-Is Charge			UNC1X	UNCCC		First	Add'l	First	Add'l	SOMEc	SOMAN	SOMAN	SOMAN	SOMAN
EXTENDED 4-WIRE 64 KBPS EXTENDED DIGITAL LOOP WITH DEDICATED DS1 INTEROFFICE TRANSPORT																
		First 4-Wire 64Kbps Digital Grade Loop in Combination - Zone 1		1	UNCDX	UDL64	29.93	126.66	89.12	59.35	14.61					
		First 4-Wire 64Kbps Digital Grade Loop in Combination - Zone 2		2	UNCDX	UDL64	33.99	126.66	89.12	59.35	14.61					
		First 4-Wire 64Kbps Digital Grade Loop in Combination - Zone 3		3	UNCDX	UDL64	34.74	126.66	89.12	59.35	14.61					
		Interoffice Transport - Dedicated - DS1 combination - Per Mile Per Month			UNC1X	1L5XX	0.27									
		interoffice Transport - Dedicated - DS1 combination - Facility Termination Per Month			UNC1X	U1TF1	61.71	89.47	81.99	16.39	14.48					
		1/0 Channel System in combination Per Month			UNC1X	MQ1	107.57	91.24	62.71	10.56	9.81					
		OCU-DP COCI (data) - in combination - per month (2.4-64kbs)			UNCDX	1D1DD	1.19	6.59	4.73	0.00	0.00					
		Additional 4-Wire 64Kbps Digital Grade Loop in same DS1 Interoffice Transport Combination - Zone 1		1	UNCDX	UDL64	29.93	126.66	89.12	59.35	14.61					
		Additional 4-Wire 64Kbps Digital Grade Loop in same DS1 Interoffice Transport Combination - Zone 2		2	UNCDX	UDL64	33.99	126.66	89.12	59.35	14.61					
		Additional 4-Wire 64Kbps Digital Grade Loop in same DS1 Interoffice Transport Combination - Zone 3		3	UNCDX	UDL64	34.74	126.66	89.12	59.35	14.61					
		Additional OCU-DP COCI (data) - in combination - per month (2.4-64kbs)			UNCDX	1D1DD	1.19	6.59	4.73	0.00	0.00					
		Nonrecurring Currently Combined Network Elements Switch -As-Is Charge			UNC1X	UNCCC		5.61	5.61	7.00	7.00					
EXTENDED 4-WIRE DS1 DIGITAL EXTENDED LOOP WITH DEDICATED DS1 INTEROFFICE TRANSPORT																
		4-Wire DS1 Digital Loop in Combination - Zone 1		1	UNC1X	USLXX	90.87	253.03	157.89	44.80	11.73					
		4-Wire DS1 Digital Loop in Combination - Zone 2		2	UNC1X	USLXX	155.43	253.03	157.89	44.80	11.73					
		4-Wire DS1 Digital Loop in Combination - Zone 3		3	UNC1X	USLXX	261.89	253.03	157.89	44.80	11.73					
		Interoffice Transport - Dedicated - DS1 combination - Per Mile Per Month			UNC1X	1L5XX	0.27									
		Interoffice Transport - Dedicated - DS1 combination - Facility Termination Per Month			UNC1X	U1TF1	61.71	89.47	81.99	16.39	14.48					
		Nonrecurring Currently Combined Network Elements Switch -As-Is Charge			UNC1X	UNCCC		5.61	5.61	7.00	7.00					
EXTENDED 4-WIRE DS1 DIGITAL EXTENDED LOOP WITH DEDICATED DS3 INTEROFFICE TRANSPORT																
		First DS1Loop in Combination - Zone 1		1	UNC1X	USLXX	90.87	253.03	157.89	44.80	11.73					
		First DS1Loop in Combination - Zone 2		2	UNC1X	USLXX	155.43	253.03	157.89	44.80	11.73					
		First DS1Loop in Combination - Zone 3		3	UNC1X	USLXX	261.89	253.03	157.89	44.80	11.73					
		Interoffice Transport - Dedicated - DS3 combination - Per Mile Per Month			UNC3X	1L5XX	6.42									
		Interoffice Transport - Dedicated - DS3 - Facility Termination per month			UNC3X	U1TF3	704.52	279.37	163.12	60.33	58.59					
		3/1Channel System in combination per month			UNC3X	MQ3	144.02	178.54	94.18	33.33	31.90					
		DS1 COCI in combination per month			UNC1X	UC1D1	8.64	6.59	4.73	0.00	0.00					
		Additional DS1Loop in DS3 Interoffice Transport Combination - Zone 1		1	UNC1X	USLXX	90.87	253.03	157.89	44.80	11.73					
		Additional DS1Loop in DS3 Interoffice Transport Combination - Zone 2		2	UNC1X	USLXX	155.43	253.03	157.89	44.80	11.73					
		Additional DS1Loop in DS3 Interoffice Transport Combination - Zone 3		3	UNC1X	USLXX	261.89	253.03	157.89	44.80	11.73					
		Additoinal DS1 COCI in combination per month			UNC1X	UC1D1	8.64	6.59	4.73	0.00	0.00					
		Nonrecurring Currently Combined Network Elements Switch -As-Is Charge			UNC3X	UNCCC		5.61	5.61	7.00	7.00					
EXTENDED 4-WIRE VOICE GRADE EXTENDED LOOP/ 4 WIRE VOICE GRADE INTEROFFICE TRANSPORT																
		2-WireVG Loop in combination - Zone 1		1	UNCVX	UEAL2	16.68	105.98	68.43	53.05	10.61					
		2-WireVG Loop in combination - Zone 2		2	UNCVX	UEAL2	23.13	105.98	68.43	53.05	10.61					
		2-WireVG Loop in combination - Zone 3		3	UNCVX	UEAL2	28.46	105.98	68.43	53.05	10.61					

UNBUNDLED NETWORK ELEMENTS - South Carolina												Attachment: 2		Exhibit: A		
CATEGORY	RATE ELEMENTS	Interim	Zone	BCS	USOC	RATES (\$)				Svc Order Submitted Elec per LSR	Svc Order Submitted Manually per LSR	Incremental Charge - Manual Svc Order vs. Electronic-1st	Incremental Charge - Manual Svc Order vs. Electronic-Add'l	Incremental Charge - Manual Svc Order vs. Electronic-Disc 1st	Incremental Charge - Manual Svc Order vs. Electronic-Disc Add'l	
						Rec	Nonrecurring		Nonrecurring Disconnect		OSS Rates (\$)					
							First	Add'l	First	Add'l	SOMEc	SOMAN	SOMAN	SOMAN	SOMAN	SOMAN
	Interoffice Transport - 2-wire VG - Dedicated- Per Mile Per Month			UNCVX	1L5XX	0.0134										
	Interoffice Transport - 2-wire VG - Dedicated - Facility Termination per month			UNCVX	U1TV2	19.44	40.63	27.47	16.77	6.91						
	Nonrecurring Currently Combined Network Elements Switch -As-Is Charge			UNCVX	UNCCC		5.61	5.61	7.00	7.00						
EXTENDED 4-WIRE VOICE GRADE EXTENDED LOOP/ 4 WIRE VOICE GRADE INTEROFFICE TRANSPORT																
	4-WireVG Loop in combination - Zone 1		1	UNCVX	UEAL4	32.59	132.38	94.83	59.35	14.61						
	4-WireVG Loop in combination - Zone 2		2	UNCVX	UEAL4	43.89	132.38	94.83	59.35	14.61						
	4-WireVG Loop in combination - Zone 3		3	UNCVX	UEAL4	43.38	132.38	94.83	59.35	14.61						
	Interoffice Transport - 4-wire VG - Dedicated - Per Mile Per Month			UNCVX	1L5XX	0.0134										
	Interoffice Transport - 4-wire VG - Dedicated - Facility Termination per month			UNCVX	U1TV4	17.03	40.63	27.47	16.77	6.91						
	Nonrecurring Currently Combined Network Elements Switch -As-Is Charge			UNCVX	UNCCC		5.61	5.61	7.00	7.00						
EXTENDED DS3 DIGITAL EXTENDED LOOP WITH DEDICATED DS3 INTEROFFICE TRANSPORT																
	DS3 Local Loop in combination - per mile per month			UNC3X	1L5ND	12.26										
	DS3 Local Loop in combination - Facility Termination per month			UNC3X	UE3PX	306.36	452.52	264.53	119.75	83.77						
	Interoffice Transport - Dedicated - DS3 - Per Mile per month			UNC3X	1L5XX	6.42										
	Interoffice Transport - Dedicated - DS3 combination - Facility Termination per month			UNC3X	U1TF3	704.52	279.37	163.12	60.33	58.59						
	Nonrecurring Currently Combined Network Elements Switch -As-Is Charge			UNC3X	UNCCC		5.61	5.61	7.00	7.00						
EXTENDED STS-1 DIGITAL EXTENDED LOOP WITH DEDICATED STS-1 INTEROFFICE TRANSPORT																
	STS-1 Local Lolo in combination - per mile per month			UNCSX	1L5ND	12.26										
	STS-1 Local Loop in combination - Facility Termination per month			UNCSX	UDLS1	313.49	452.52	264.53	119.75	83.77						
	Interoffice Transport - Dedicated - STS-1 combination - per mile per month			UNCSX	1L5XX	6.42										
	Interoffice Transport - Dedicated - STS-1 combination - Facility Termination per month			UNCSX	U1TFS	704.44	279.37	163.12	60.33	58.59						
	Nonrecurring Currently Combined Network Elements Switch -As-Is Charge			UNCSX	UNCCC		5.61	5.61	7.00	7.00						
EXTENDED 2-WIRE ISDN EXTENDED LOOP WITH DS1 INTEROFFICE TRANSPORT																
	First 2-Wire ISDN Loop in Combination - Zone 1		1	UNCNX	U1L2X	25.21	117.58	80.03	53.05	10.61						
	First 2-Wire ISDN Loop in Combination - Zone 2		2	UNCNX	U1L2X	32.76	117.58	80.03	53.05	10.61						
	First 2-Wire ISDN Loop in Combination - Zone 3		3	UNCNX	U1L2X	37.70	117.58	80.03	53.05	10.61						
	Interoffice Transport - Dedicated - DS1 combination - per mile per month			UNC1X	1L5XX	0.27										
	Interoffice Transport - Dedicated - DS1 combination - Facility Termination per month			UNC1X	U1TF1	61.71	89.47	81.99	16.39	14.48						
	1/0 Channel System in combination - per month			UNC1X	MQ1	107.57	91.24	62.71	10.56	9.81						
	2-wire ISDN COCI (BRITE) - in combination - per month			UNCNX	UC1CA	2.56	6.59	4.73	0.00	0.00						
	Additional 2-wire ISDN Loop in same DS1Interoffice Transport Combination - Zone 1		1	UNCNX	U1L2X	25.21	117.58	80.03	53.05	10.61						
	Additional 2-wire ISDN Loop in same DS1Interoffice Transport Combination - Zone 2		2	UNCNX	U1L2X	32.76	117.58	80.03	53.05	10.61						
	Additional 2-wire ISDN Loop in same DS1Interoffice Transport Combination - Zone 3		3	UNCNX	U1L2X	37.70	117.58	80.03	53.05	10.61						
	Additional 2-wire ISDN COCI (BRITE) - in combination- per month			UNCNX	UC1CA	2.56	6.59	4.73	0.00	0.00						
	Nonrecurring Currently Combined Network Elements Switch -As-Is Charge			UNC1X	UNCCC		5.61	5.61	7.00	7.00						
EXTENDED 4-WIRE DS1 DIGITAL EXTENDED LOOP WITH DEDICATED STS-1 INTEROFFICE TRANSPORT																
	First DS1 Loop Combination - Zone 1		1	UNC1X	USLXX	90.87	253.03	157.89	44.80	11.73						
	First DS1 Loop Combination - Zone 2		2	UNC1X	USLXX	155.43	253.03	157.89	44.80	11.73						
	First DS1 Loop Combination - Zone 3		3	UNC1X	USLXX	261.89	253.03	157.89	44.80	11.73						

UNBUNDLED NETWORK ELEMENTS - South Carolina												Attachment: 2		Exhibit: A					
CATEGORY	RATE ELEMENTS					Interim	Zone	BCS	USOC	RATES (\$)				Svc Order Submitted Elec per LSR	Svc Order Submitted Manually per LSR	Incremental Charge - Manual Svc Order vs. Electronic-1st	Incremental Charge - Manual Svc Order vs. Electronic-Add'l	Incremental Charge - Manual Svc Order vs. Electronic-Disc 1st	Incremental Charge - Manual Svc Order vs. Electronic-Disc Add'l

UNBUNDLED NETWORK ELEMENTS - South Carolina											Attachment: 2		Exhibit: A				
CATEGORY	RATE ELEMENTS		Interim	Zone	BCS	USOC	RATES (\$)				Svc Order Submitted Elec per LSR	Svc Order Submitted Manually per LSR	Incremental Charge - Manual Svc Order vs. Electronic-1st	Incremental Charge - Manual Svc Order vs. Electronic-Add'l	Incremental Charge - Manual Svc Order vs. Electronic-Disc 1st	Incremental Charge - Manual Svc Order vs. Electronic-Disc Add'l	
							Rec	Nonrecurring		Nonrecurring Disconnect		OSS Rates (\$)					
								First	Add'l	First	Add'l	SOMEc	SOMAN	SOMAN	SOMAN	SOMAN	SOMAN
		Nonrecurring Currently Combined Network Elements Switch -As-Is Charge			UNC1X	UNCCC		5.61	5.61	7.00	7.00						
		EXTENDED 4-WIRE 56 KBPS DIGITAL LOOP WITH DEDICATED DS1 INTEROFFICE TRANSPORT w/ 3/1 MUX															
		First 4-Wire Analog Voice Grade Local Loop in Combination - Zone 1		1	UNCVX	UEAL4	32.59	132.38	94.83	59.35	14.61						
		First 4-Wire Analog Voice Grade Local Loop in Combination - Zone 2		2	UNCVX	UEAL4	43.89	132.38	94.83	59.35	14.61						
		First 4-Wire Analog Voice Grade Local Loop in Combination - Zone 3		3	UNCVX	UEAL4	43.38	132.38	94.83	59.35	14.61						
		First Interoffice Transport - Dedicated - DS1 combination - Per Mile Per Month			UNC1X	1L5XX	0.27										
		First Interoffice Transport - Dedicated - DS1 - Facility Termination Per Month			UNC1X	U1TF1	61.71	89.47	81.99	16.39	14.48						
		Per each 1/0 Channel System in combination Per Month			UNC1X	MQ1	107.57	91.24	62.71	10.56	9.81						
		Per each Voice Grade COCI in combination - per month			UNCVX	1D1VG	0.56	6.59	4.73	0.00	0.00						
		3/1 Channel System in combination per month			UNC3X	MQ3	144.02	178.54	94.18	33.33	31.90						
		Per each DS1 COCI in combination per month			UNC1X	UC1D1	8.64	6.59	4.73	0.00	0.00						
		Additional 4-Wire Analog Voice Grade Loop in same DS1 Interoffice Transport Combination - Zone 1		1	UNCVX	UEAL4	32.59	132.38	94.83	59.35	14.61						
		Additional 4-Wire Analog Voice Grade Loop in same DS1 Interoffice Transport Combination - Zone 2		2	UNCVX	UEAL4	43.89	132.38	94.83	59.35	14.61						
		Additional 4-Wire Analog Voice Grade Loop in same DS1 Interoffice Transport Combination - Zone 3		3	UNCVX	UEAL4	43.38	132.38	94.83	59.35	14.61						
		Each Additional DS1 Interoffice Channel per mile in same 3/1 Channel System per month			UNC1X	1L5XX	0.27										
		Each Additional DS1 Interoffice Channel Facility Termination in same 3/1 Channel System per month			UNC1X	U1TF1	61.71	89.47	81.99	16.39	14.48						
		Additional Voice Grade COCI - in combination - per month			UNCVX	1D1VG	0.56	6.59	4.73	0.00	0.00						
		Nonrecurring Currently Combined Network Elements Switch -As-Is Charge			UNC1X	UNCCC		5.61	5.61	7.00	7.00						
		EXTENDED 4-WIRE 56 KBPS DIGITAL LOOP WITH DEDICATED DS1 INTEROFFICE TRANSPORT w/ 3/1 MUX															
		First 4-Wire 56Kbps Digital Grade Local Loop in Combination - Zone 1		1	UNCDX	UDL56	29.93	126.66	89.12	59.35	14.61						
		First 4-Wire 56Kbps Digital Grade Local Loop in Combination - Zone 2		2	UNCDX	UDL56	33.99	126.66	89.12	59.35	14.61						
		First 4-Wire 56Kbps Digital Grade Local Loop in Combination - Zone 3		3	UNCDX	UDL56	34.74	126.66	89.12	59.35	14.61						
		First Interoffice Transport - Dedicated - DS1 combination - Per Mile Per Month			UNC1X	1L5XX	0.27										
		First Interoffice Transport - Dedicated - DS1 - combination Facility Termination Per Month			UNC1X	U1TF1	61.71	89.47	81.99	16.39	14.48						
		Per each 1/0 Channel System in combination Per Month			UNC1X	MQ1	107.57	91.24	62.71	10.56	9.81						
		Per each OCU-DP COCI (data) COCI per month (2.4-64kbs)			UNCDX	1D1DD	1.19	6.59	4.73	0.00	0.00						
		3/1 Channel System in combination per month			UNC3X	MQ3	144.02	178.54	94.18	33.33	31.90						
		Per each DS1 COCI in combination per month			UNC1X	UC1D1	8.64	6.59	4.73	0.00	0.00						
		Additional 4-Wire 56Kbps Digital Grade Loop in same DS1 Interoffice Transport Combination - Zone 1		1	UNCDX	UDL56	29.93	126.66	89.12	59.35	14.61						
		Additional 4-Wire 56Kbps Digital Grade Loop in same DS1 Interoffice Transport Combination - Zone 2		2	UNCDX	UDL56	33.99	126.66	89.12	59.35	14.61						
		Additional 4-Wire 56Kbps Digital Grade Loop in same DS1 Interoffice Transport Combination - Zone 3		3	UNCDX	UDL56	34.74	126.66	89.12	59.35	14.61						
		OCU-DP COCI (data) COCI in combination per month (2.4-64kbs)			UNCDX	1D1DD	1.19	6.59	4.73	0.00	0.00						
		Each Additional DS1 Interoffice Channel per mile in same 3/1 Channel System per month			UNC1X	1L5XX	0.27										
		Each Additional DS1 Interoffice Channel Facility Termination in same 3/1 Channel System per month			UNC1X	U1TF1	61.71	89.47	81.99	16.39	14.48						
		Each Additional DS1 COCI in the same 3/1 channel system combination per month			UNC1X	UC1D1	8.64	6.59	4.73	0.00	0.00						

UNBUNDLED NETWORK ELEMENTS - South Carolina

CATEGORY		RATE ELEMENTS	Interim	Zone	BCS	USOC	RATES (\$)				Svc Order Submitted Elec per LSR	Svc Order Submitted Manually per LSR	Incremental Charge - Manual Svc Order vs. Electronic-1st	Incremental Charge - Manual Svc Order vs. Electronic-Add'l	Incremental Charge - Manual Svc Order vs. Electronic-Disc 1st	Incremental Charge - Manual Svc Order vs. Electronic-Disc Add'l	
							Rec	Nonrecurring		Nonrecurring Disconnect		OSS Rates (\$)					
								First	Add'l	First	Add'l	SOMEc	SOMAN	SOMAN	SOMAN	SOMAN	SOMAN
		Nonrecurring Currently Combined Network Elements Switch -As-Is Charge			UNC1X	UNCCC		5.61	5.61	7.00	7.00						
EXTENDED 4-WIRE 64 KBPS DIGITAL LOOP WITH DEDICATED DS1 INTEROFFICE TRANSPORT w/ 3/1 MUX																	
		First 4-Wire 64Kbps Digital Grade Loop in a DS1 Interoffice Transport Combination - Zone 1		1	UNCDX	UDL64	29.93	126.66	89.12	59.35	14.61						
		First 4-Wire 64Kbps Digital Grade Loop in a DS1 Interoffice Transport Combination - Zone 2		2	UNCDX	UDL64	33.99	126.66	89.12	59.35	14.61						
		First 4-Wire 64Kbps Digital Grade Loop in a DS1 Interoffice Transport Combination - Zone 3		3	UNCDX	UDL64	34.74	126.66	89.12	59.35	14.61						
		First Interoffice Transport - Dedicated - DS1 combination - Per Mile Per Month			UNC1X	1L5XX	0.27										
		First Interoffice Transport - Dedicated - DS1 combination - Facility Termination Per Month			UNC1X	U1TF1	61.71	89.47	81.99	16.39	14.48						
		Per each Channel System 1/0 in combination Per Month			UNC1X	MQ1	107.57	91.24	62.71	10.56	9.81						
		Per each OCU-DP COCI (data) in combination - per month (2.4-64kbs)			UNCDX	1D1DD	1.19	6.59	4.73	0.00	0.00						
		3/1 Channel System in combination per month			UNC3X	MQ3	144.02	178.54	94.18	33.33	31.90						
		Per each DS1 COCI in combination per month			UNC1X	UC1D1	8.64	6.59	4.73	0.00	0.00						
		Additional 4-Wire 64Kbps Digital Grade Loop in same DS1 Interoffice Transport Combination - Zone 1		1	UNCDX	UDL64	29.93	126.66	89.12	59.35	14.61						
		Additional 4-Wire 64Kbps Digital Grade Loop in same DS1 Interoffice Transport Combination - Zone 2		2	UNCDX	UDL64	33.99	126.66	89.12	59.35	14.61						
		Additional 4-Wire 64Kbps Digital Grade Loop in same DS1 Interoffice Transport Combination - Zone 3		3	UNCDX	UDL64	34.74	126.66	89.12	59.35	14.61						
		Additional OCU-DP COCI (data) - DS1 to DS0 Channel System combination - per month (2.4-64kbs)			UNCDX	1D1DD	1.19	6.59	4.73	0.00	0.00						
		Each Additional DS1 Interoffice Channel per mile in same 3/1 Channel System per month			UNC1X	1L5XX	0.27										
		Each Additional DS1 Interoffice Channel Facility Termination in same 3/1 Channel System per month			UNC1X	U1TF1	61.71	89.47	81.99	16.39	14.48						
		Each Additional DS1 COCI in the same 3/1 channel system combination per month			UNC1X	UC1D1	8.64	6.59	4.73	0.00	0.00						
		Nonrecurring Currently Combined Network Elements Switch -As-Is Charge			UNC1X	UNCCC		5.61	5.61	7.00	7.00						
EXTENDED 2-WIRE ISDN LOOP WITH DS1 INTEROFFICE TRANSPORT w/ 3/1 MUX																	
		First 2-Wire ISDN Loop in a DS1 Interoffice Combination Transport - Zone 1		1	UNCNX	U1L2X	25.21	117.58	80.03	53.05	10.61						
		First 2-Wire ISDN Loop in a DS1 Interoffice Combination Transport - Zone 2		2	UNCNX	U1L2X	32.76	117.58	80.03	53.05	10.61						
		First 2-Wire ISDN Loop in a DS1 Interoffice Combination Transport - Zone 3		3	UNCNX	U1L2X	37.70	117.58	80.03	53.05	10.61						
		First Interoffice Transport - Dedicated - DS1 combination - Per Mile per month			UNC1X	1L5XX	0.27										
		First Interoffice Transport - Dedicated - DS1 combination - Facility Termination per month			UNC1X	U1TF1	61.71	89.47	81.99	16.39	14.48						
		Per each Channel System 1/0 in combination - per month			UNC1X	MQ1	107.57	91.24	62.71	10.56	9.81						
		Per each 2-wire ISDN COCI (BRITE) in combination - per month			UNCNX	UC1CA	2.56	6.59	4.73	0.00	0.00						
		3/1 Channel System in combination per month			UNC3X	MQ3	144.02	178.54	94.18	33.33	31.90						
		Per each DS1 COCI in combination per month			UNC1X	UC1D1	8.64	6.59	4.73	0.00	0.00						
		Additional 2-wire ISDN Loop in same DS1Interoffice Transport Combination - Zone 1		1	UNCNX	U1L2X	25.21	117.58	80.03	53.05	10.61						
		Additional 2-wire ISDN Loop in same DS1Interoffice Transport Combination - Zone 2		2	UNCNX	U1L2X	32.76	117.58	80.03	53.05	10.61						
		Additional 2-wire ISDN Loop in same DS1Interoffice Transport Combination - Zone 3		3	UNCNX	U1L2X	37.70	117.58	80.03	53.05	10.61						
		Additional 2-wire ISDN COCI (BRITE) in same 1/0 channel system combination- per month			UNCNX	UC1CA	2.56	6.59	4.73	0.00	0.00						

UNBUNDLED NETWORK ELEMENTS - South Carolina												Attachment: 2		Exhibit: A		
CATEGORY		RATE ELEMENTS	Interim	Zone	BCS	USOC	RATES (\$)				Svc Order Submitted Elec per LSR	Svc Order Submitted Manually per LSR	Incremental Charge - Manual Svc Order vs. Electronic-1st	Incremental Charge - Manual Svc Order vs. Electronic-Add'l	Incremental Charge - Manual Svc Order vs. Electronic-Disc 1st	Incremental Charge - Manual Svc Order vs. Electronic-Disc Add'l
							Rec	Nonrecurring		Nonrecurring Disconnect		OSS Rates (\$)				
								First	Add'l	First	Add'l	SOMEc	SOMAN	SOMAN	SOMAN	SOMAN
		Each Additional DS1 Interoffice Channel per mile in same 3/1 Channel System per month			UNC1X	1L5XX	0.27									
		Each Additional DS1 Interoffice Channel Facility Termination in same 3/1 Channel System per month			UNC1X	U1TF1	61.71	89.47	81.99	16.39	14.48					
		Each Additional DS1 COCI in the same 3/1 channel system combination per month			UNC1X	UC1D1	8.64	6.59	4.73	0.00	0.00					
		Nonrecurring Currently Combined Network Elements Switch -As-Is Charge			UNC1X	UNCCC		5.61	5.61	7.00	7.00					
EXTENDED 4-WIRE DS1 LOOP WITH DEDICATED DS1 INTEROFFICE TRANSPORT w/ 3/1 MUX																
		First 4-wire DS1 Digital Local Loop in Combination - Zone 1		1	UNC1X	USLXX	90.87	253.03	157.89	44.80	11.73					
		First 4-wire DS1 Digital Local Loop in Combination - Zone 2		2	UNC1X	USLXX	155.43	253.03	157.89	44.80	11.73					
		First 4-wire DS1 Digital Local Loop in Combination - Zone 3		3	UNC1X	USLXX	261.89	253.03	157.89	44.80	11.73					
		First Interoffice Transport - Dedicated - DS1 combination - Per Mile Per Month			UNC1X	1L5XX	0.27									
		First Interoffice Transport - Dedicated - DS1 combination - Facility Termination Per Month			UNC1X	U1TF1	61.71	89.47	81.99	16.39	14.48					
		3/1 Channel System in combination per month			UNC3X	MQ3	144.02	178.54	94.18	33.33	31.90					
		Per each DS1 COCI combination per month			UNC1X	UC1D1	8.64	6.59	4.73	0.00	0.00					
		Each Additional DS1 Interoffice Channel per mile in same 3/1 Channel System per month			UNC1X	1L5XX	0.27									
		Each Additional DS1 Interoffice Channel Facility Termination in same 3/1 Channel System per month			UNC1X	U1TF1	61.71	89.47	81.99	16.39	14.48					
		Each Additional DS1 COCI in the same 3/1 channel system combination per month			UNC1X	UC1D1	8.64	6.59	4.73	0.00	0.00					
		Additional 4-Wire DS1 Digital Local Loop in Combination - Zone 1		1	UNC1X	USLXX	90.87	253.03	157.89	44.80	11.73					
		Additional 4-Wire DS1 Digital Local Loop in Combination - Zone 2		2	UNC1X	USLXX	155.43	253.03	157.89	44.80	11.73					
		Additional 4-Wire DS1 Digital Local Loop in Combination - Zone 3		3	UNC1X	USLXX	261.89	253.03	157.89	44.80	11.73					
		Nonrecurring Currently Combined Network Elements Switch -As-Is Charge			UNC1X	UNCCC		5.61	5.61	7.00	7.00					
EXTENDED 4-WIRE 56 KBPS DIGITAL EXTENDED LOOP WITH DS0 INTEROFFICE TRANSPORT																
		First 4-wire 56 kbps Local Loop in combination - Zone 1		1	UNCDX	UDL56	29.93	126.66	89.12	59.35	14.61					
		First 4-wire 56 kbps Local Loop in combination - Zone 2		2	UNCDX	UDL56	33.99	126.66	89.12	59.35	14.61					
		First 4-wire 56 kbps Local Loop in combination - Zone 3		3	UNCDX	UDL56	34.74	126.66	89.12	59.35	14.61					
		First 4-wire 56 kbps Interoffice Transport - Dedicated - Per Mile per month			UNCDX	1L5XX	0.0134									
		First 4-wire 56 kbps Interoffice Transport - Dedicated - Facility Termination per month			UNCDX	U1TD5	13.41	40.63	27.47	16.77	6.91					
		Nonrecurring Currently Combined Network Elements Switch -As-Is Charge			UNCDX	UNCCC		5.61	5.61	7.00	7.00					
EXTENDED 4-WIRE 64 KBPS DIGITAL EXTENDED LOOP WITH DS0 INTEROFFICE TRANSPORT																
		First 4-wire 64 kbps Local Loop in combination - Zone 1		1	UNCDX	UDL64	29.93	126.66	89.12	59.35	14.61					
		First 4-wire 64 kbps Local Loop in combination - Zone 2		2	UNCDX	UDL64	33.99	126.66	89.12	59.35	14.61					
		First 4-wire 64 kbps Local Loop in combination - Zone 3		3	UNCDX	UDL64	34.74	126.66	89.12	59.35	14.61					
		First 4-wire 65 kbps Interoffice Transport - Dedicated - Per Mile per month			UNCDX	1L5XX	0.0134									
		First 4-wire 64 kbps Interoffice Transport - Dedicated - Facility Termination per month			UNCDX	U1TD6	13.41	40.63	27.47	16.77	6.91					
		Nonrecurring Currently Combined Network Elements Switch -As-Is Charge			UNCDX	UNCCC		5.61	5.61	7.00	7.00					
ADDITIONAL NETWORK ELEMENTS																
	When used as a part of a currently combined facility, the non-recurring charges do not apply, but a Switch As Is charge does apply.															
	When used as ordinarily combined network elements in All States, the non-recurring charges apply and the Switch As Is Charge does not.															
	Nonrecurring Currently Combined Network Elements "Switch As Is" Charge (One applies to each combination)															
		Nonrecurring Currently Combined Network Elements Switch -As-Is Charge - 2 wire/4-Wire VG			UNCVX	UNCCC		5.61	5.61	7.00	7.00					

UNBUNDLED NETWORK ELEMENTS - South Carolina											Attachment: 2		Exhibit: A			
CATEGORY	RATE ELEMENTS				Interim	Zone	BCS	USOC	RATES (\$)		Svc Order Submitted Elec per LSR	Svc Order Submitted Manually per LSR	Incremental Charge - Manual Svc Order vs. Electronic-1st	Incremental Charge - Manual Svc Order vs. Electronic-Add'l	Incremental Charge - Manual Svc Order vs. Electronic-Disc 1st	Incremental Charge - Manual Svc Order vs. Electronic-Disc Add'l
															</	

UNBUNDLED NETWORK ELEMENTS - South Carolina												Attachment: 2		Exhibit: A			
CATEGORY		RATE ELEMENTS	Interim	Zone	BCS	USOC	RATES (\$)				Svc Order Submitted Elec per LSR	Svc Order Submitted Manually per LSR	Incremental Charge - Manual Svc Order vs. Electronic-1st	Incremental Charge - Manual Svc Order vs. Electronic-Add'l	Incremental Charge - Manual Svc Order vs. Electronic-Disc 1st	Incremental Charge - Manual Svc Order vs. Electronic-Disc Add'l	
							Rec	Nonrecurring		Nonrecurring Disconnect		OSS Rates (\$)					
								First	Add'l	First	Add'l	SOMEc	SOMAN	SOMAN	SOMAN	SOMAN	SOMAN
		Exchange Ports - 2-Wire VG South Carolina Residence Area Calling Plan without Caller ID capability			UEPSR	UEPRS	1.65	2.38	2.28	1.42	1.33						
		2-Wire voice unbundled Low Usage Line Port without Caller ID Capability			UEPSR	UEPRT	1.65	2.38	2.28	1.42	1.33						
		Subsequent Activity			UEPSR	USASC	0.00	0.00	0.00								
	FEATURES																
		All Available Vertical Features			UEPSR	UEPVF	3.04	0.00	0.00								
	2-WIRE VOICE GRADE LINE PORT RATES (BUS)																
		Exchange Ports - 2-Wire Analog Line Port without Caller ID - Bus			UEPSB	UEPBL	1.65	2.38	2.28	1.42	1.33						
		Exchange Ports - 2-Wire VG unbundled Line Port with unbundled port with Caller+E484 ID - Bus.			UEPSB	UEPBC	1.65	2.38	2.28	1.42	1.33						
		Exchange Ports - 2-Wire Analog Line Port outgoing only - Bus.			UEPSB	UEPBO	1.65	2.38	2.28	1.42	1.33						
		Exchange Ports - 2-Wire VG unbundled SC extended local dialing parity Port with Caller ID - Bus.			UEPSB	UEPAZ	1.65	2.38	2.28	1.42	1.33						
		Exchange Ports - 2-Wire VG unbundled incoming only port with Caller ID - Bus			UEPSB	UEPB1	1.65	2.38	2.28	1.42	1.33						
		Exchange Ports - 2-Wire VG unbundled South Carolina Bus Area Calling Port with Caller ID - Bus (LMB)			UEPSB	UEPAB	1.65	2.38	2.28	1.42	1.33						
		Exchange Ports - 2-Wire Voice South Carolina Business Dialing Plan without Caller ID			UEPSB	UEPWM	1.65	2.38	2.28	1.42	1.33						
		Exchange Ports - 2-Wire Voice South Carolina Business Area Calling Port without Caller ID			UEPSB	UEPBB	1.65	2.38	2.28	1.42	1.33						
		2-Wire voice unbundled Incoming Only Port without Caller ID Capability			UEPSB	UEPBE	1.65	2.38	2.28	1.42	1.33						
		Subsequent Activity			UEPSB	USASC	0.00	0.00	0.00								
	FEATURES																
		All Available Vertical Features			UEPSB	UEPVF	3.04	0.00	0.00								
		All Available Vertical Features				UEPVF	3.04	0.00	0.00								
	EXCHANGE PORT RATES (DID & PBX)																
		2-Wire VG Unbundled 2-Way PBX Trunk - Res			UEPSE	UEPRD	1.65	31.34	14.88	13.97	0.90						
		2-Wire VG Line Side Unbundled 2-Way PBX Trunk - Bus			UEPSP	UEPPC	1.65	31.34	14.88	13.97	0.90						
		2-Wire VG Line Side Unbundled Outward PBX Trunk - Bus			UEPSP	UEPPO	1.65	31.34	14.88	13.97	0.90						
		2-Wire VG Line Side Unbundled Incoming PBX Trunk - Bus			UEPSP	UEPP1	1.65	31.34	14.88	13.97	0.90						
		2-Wire Analog Long Distance Terminal PBX Trunk - Bus			UEPSP	UEPLD	1.65	31.34	14.88	13.97	0.90						
		2-Wire Voice Unbundled PBX LD Terminal Ports			UEPSP	UEPLD	1.65	31.34	14.88	13.97	0.90						
		2-Wire Vice Unbundled 2-Way PBX Usage Port			UEPSP	UEPXA	1.65	31.34	14.88	13.97	0.90						
		2-Wire Voice Unbundled PBX Toll Terminal Hotel Ports			UEPSP	UEPXB	1.65	31.34	14.88	13.97	0.90						
		2-Wire Voice Unbundled PBX LD DDD Terminals Port			UEPSP	UEPXC	1.65	31.34	14.88	13.97	0.90						
		2-Wire Voice Unbundled PBX LD Terminal Switchboard Port			UEPSP	UEPXD	1.65	31.34	14.88	13.97	0.90						
		2-Wire Voice Unbundled PBX LD Terminal Switchboard IDD Capable Port			UEPSP	UEPXE	1.65	31.34	14.88	13.97	0.90						
		2-Wire Voice Unbundled 2-Way PBX Hotel/Hospital Economy Administrative Calling Port			UEPSP	UEPXL	1.65	31.34	14.88	13.97	0.90						
		2-Wire Voice Unbundled 2-Way PBX Hotel/Hospital Economy Room Calling Port			UEPSP	UEPXM	1.65	31.34	14.88	13.97	0.90						
		2-Wire Voice Unbundled 1-Way Outgoing PBX Hotel/Hospital Discount Room Calling Port			UEPSP	UEPXO	1.65	31.34	14.88	13.97	0.90						
		2-Wire Voice Unbundled 1-Way Outgoing PBX Measured Port			UEPSP	UEPXS	1.65	31.34	14.88	13.97	0.90						
		2-Wire Voice Unbundled 2-Way PBX South Carolina Area Plus Calling Port			UEPSP	UEPXT	1.65	31.34	14.88	13.97	0.90						
		Subsequent Activity			UEPSP	USASC	0.00	0.00	0.00								
	FEATURES																
		All Available Vertical Features			UEPSP	UEPSE	3.04	0.00	0.00								
	EXCHANGE PORT RATES (COIN)																
		Exchange Ports - Coin Port					1.65	2.38	2.28	1.42	1.33						
	Local Switching Features offered with Port																
NOTE: Transmission/usage charges associated with POTS circuit switched usage will also apply to circuit switched voice and/or circuit switched data transmission by B-Channels associated with 2-wire ISDN ports.																	

UNBUNDLED NETWORK ELEMENTS - South Carolina											Attachment: 2		Exhibit: A		
CATEGORY	RATE ELEMENTS	Interim	Zone	BCS	USOC	RATES (\$)				Svc Order Submitted Elec per LSR	Svc Order Submitted Manually per LSR	Incremental Charge - Manual Svc Order vs. Electronic-1st	Incremental Charge - Manual Svc Order vs. Electronic-Add'l	Incremental Charge - Manual Svc Order vs. Electronic-Disc 1st	Incremental Charge - Manual Svc Order vs. Electronic-Disc Add'l
						Rec	Nonrecurring		Nonrecurring Disconnect		OSS Rates (\$)				
							First	Add'l	First	Add'l	SOMEC	SOMAN	SOMAN	SOMAN	SOMAN
NOTE: Access to B Channel or D Channel Packet capabilities will be available only through BFR/New Business Request Process. Rates for the packet capabilities will be determined via the Bona Fide Request/New Business Request Process.															
UNBUNDLED LOCAL EXCHANGE SWITCHING(PORTS)															
EXCHANGE PORT RATES															
The DS1 Port rates below for 4-Wire DDITS Trunk Port and 4-Wire ISDN Port in this rate exhibit apply to the embedded base in place as of 10/2/03 until 4/1/04. After 4/1/04 these rates shall revert to tariff rates or a separate agreement.															
Requests for 4-Wire DDITS Trunk Ports with 4-Wire ISDN DS1 Ports after the effective date of this amendment shall be provided pursuant to a separate agreement or tariff at BellSouth's discretion.															
	Exchange Ports - 2-Wire DID Port			UEPEX	UEPP2	8.86	119.57	18.78	60.03	3.77					
	Exchange Ports - DDITS Port - 4-Wire DS1 Port with DID capability (E:4/1/2004)			UEPDD	UEPDD	73.62	202.47	95.90	72.75	2.47					
	Exchange Ports - 2-Wire ISDN Port (See Notes below.)			UEPTX, UEPSX	U1PMA	13.38	72.93	53.11	47.90	10.76					
	All Features Offered			UEPTX, UEPSX	UEPVF	3.04	0.00	0.00							
	Exchange Ports - 2-Wire ISDN Port -- Channel Profiles			UEPTX, UEPSX	U1UMA	0.00	0.00	0.00							
NOTE: Transmission/usage charges associated with POTS circuit switched usage will also apply to circuit switched voice and/or circuit switched data transmission by B-Channels associated with 2-wire ISDN ports.															
NOTE: Access to B Channel or D Channel Packet capabilities will be available only through BFR/New Business Request Process. Rates for the packet capabilities will be determined via the Bona Fide Request/New Business Request Process.															
EXCHANGE PORT RATES (continued)															
	Exchange Ports - 4-Wire ISDN DS1 Port with Detailed E911 Locator Capability (E:4/1/2004)			UEPEX	UEPEX	107.44	204.27	101.78	79.35	20.10					
	Exchange Ports - 4-Wire ISDN DS1 Port (E:4/1/2004)			UEPDX	UEPDX	107.44	204.27	101.78	79.35	20.10					
	Physical Collocation - DS1 Cross-Connects			UEPEX	UEPDX	PE1P1	1.12	22.08	15.96	6.42	5.80				
	Virtual collocation - Special Access & UNE, cross-connect per DS1			UEPEX	UEPDX	CNC1X	1.12	22.08	15.96	6.42	5.80				
Detailed E911 with Locator Capability (required with UEPEX port)															
	Unbundled Exchange Ports, 4-Wire ISDN DS1 Port - E911 Locator Capability - Initial Profile Establishment per CLEC per State			UEPEX	UEP1A	0.00	1,808.00		156.43						
	Unbundled Exchange Ports, 4-Wire ISDN DS1 Port - E911 Locator Capability - Subsequent Profile Changes, Additions, Deletions			UEPEX	UEP1B	0.00	175.53								
New or Additional PRI Telephone Numbers															
	Unbundled Exchange Ports, 4-Wire ISDN DS1 Port - E911 Locator Capability 2-way Telephone Numbers, per number in E911 profile [New or Additional]			UEPEX	UEP1C	0.0698	0.49	0.49							
	Unbundled Exchange Ports, 4-Wire ISDN DS1 Port - E911 Locator Capability - Outdial Telephone Numbers, per number in E911 profile [New or Additional]			UEPEX	UEP1D	0.0698	11.54	11.54							
	Unbundled Exchange Ports, 4-Wire ISDN DS1 Port - Inward Telephone Numbers - Inward Data Only Option [New or Additional]			UEPDX	UEP1E	0.00	0.49	0.49							
	Exchange Ports - 4-Wire ISDN DS1 Port - Subsequent [New] Inward Tel Numbers [Customer Testing Purposes]			UEPEX	PR7ZT	0.00	23.07	23.07							
LOCAL NUMBER PORTABILITY															
	Local Number Portability (1 per port)			UEPEX	UEPDX	LNPCN	1.75								
INTERFACE (Provisioning Only)															
	Voice/Data			UEPEX	PR71V	0.00	0.00	0.00							
	Digital Data			UEPEX	PR71D	0.00	0.00	0.00							
	Inward Data			UEPDX	PR71E	0.00	0.00	0.00							
New or Additional Channel															
	New or Additional - Voice/Data "B" Channel			UEPEX	PR7BV	0.00	14.56								
	New or Additional - Digital Data "B" Channel			UEPEX	PR7BF	0.00	14.56								
	New or Additional Inward Data "B" Channel			UEPDX	PR7BD	0.00	14.56								
	New or Additional Usage Sensitive Voice Data "B" Channel			UEPEX	PR7BS	0.00									
	New or Additional Usage Sensitive Digital Data "B" Channel			UEPEX	PR7BU	0.00									
	New or Additional PRI "D" Channel			UEPEX	PR7EX	0.00	14.56								
CALL TYPES															
	Inward			UEPEX	UEPDX	PR7C1	0.00	0.00	0.00						
	Outward			UEPEX	PR7CO	0.00	0.00	0.00							
	Two-way			UEPEX	PR7CC	0.00	0.00	0.00							
UNBUNDLED PORT with REMOTE CALL FORWARDING CAPABILITY															
UNBUNDLED REMOTE CALL FORWARDING SERVICE - RESIDENCE															
	Unbundled Remote Call Forwarding Service, Area Calling, Res			UEPVR	UERAC	1.65	2.38	2.28	1.42	1.33					

UNBUNDLED NETWORK ELEMENTS - South Carolina											Attachment: 2		Exhibit: A			
CATEGORY	RATE ELEMENTS	Interim	Zone	BCS	USOC	RATES (\$)				Svc Order Submitted Elec per LSR	Svc Order Submitted Manually per LSR	Incremental Charge - Manual Svc Order vs. Electronic-1st	Incremental Charge - Manual Svc Order vs. Electronic-Add'l	Incremental Charge - Manual Svc Order vs. Electronic-Disc 1st	Incremental Charge - Manual Svc Order vs. Electronic-Disc Add'l	
						Rec	Nonrecurring		Nonrecurring Disconnect		OSS Rates (\$)					
							First	Add'l	First	Add'l	SOMEc	SOMAN	SOMAN	SOMAN	SOMAN	SOMAN
	Unbundled Remote Call Forwarding Service, Local Calling - Res			UEPVR	UERLC	1.65	2.38	2.28	1.42	1.33						
	Unbundled Remote Call Forwarding Service, InterLATA - Res			UEPVR	UERTE	1.65	2.38	2.28	1.42	1.33						
	Unbundled Remote Call Forwarding Service, IntraLATA - Res			UEPVR	UERTR	1.65	2.38	2.28	1.42	1.33						
	Non-Recurring															
	Unbundled Remote Call Forwarding Service - Conversion - Switch-as-is			UEPVR	USAC2		0.10	0.10								
	Unbundled Remote Call Forwarding Service - Conversion with allowed change (PIC and LPIC)			UEPVR	USACC		0.10	0.10								
	UNBUNDLED REMOTE CALL FORWARDING - Bus															
	Unbundled Remote Call Forwarding Service, Area Calling - Bus			UEPVB	UERAC	1.65	2.38	2.28	1.42	1.33						
	Unbundled Remote Call Forwarding Service, Local Calling - Bus			UEPVB	UERLC	1.65	2.38	2.28	1.42	1.33						
	Unbundled Remote Call Forwarding Service, InterLATA - Bus			UEPVB	UERTE	1.65	2.38	2.28	1.42	1.33						
	Unbundled Remote Call Forwarding Service, IntraLATA - Bus			UEPVB	UERTR	1.65	2.38	2.28	1.42	1.33						
	Unbundled Remote Call Forwarding Service Expanded and Exception Local Calling			UEPVB	UERVJ	1.65	2.38	2.28	1.42	1.33						
	Non-Recurring															
	Unbundled Remote Call Forwarding Service - Conversion - Switch-as-is			UEPVB	USAC2		0.10	0.10								
	Unbundled Remote Call Forwarding Service - Conversion with allowed change (PIC and LPIC)			UEPVB	USACC		0.10	0.10								
	UNBUNDLED LOCAL SWITCHING, PORT USAGE															
	End Office Switching (Port Usage)															
	End Office Switching Function, Per MOU					0.0010519										
	End Office Trunk Port - Shared, Per MOU					0.0002136										
	Tandem Switching (Port Usage) (Local or Access Tandem)															
	Tandem Switching Function Per MOU					0.0001634										
	Tandem Trunk Port - Shared, Per MOU					0.0002863										
	Tandem Switching Function Per MOU (Melded)					0.00004951										
	Tandem Trunk Port - Shared, Per MOU (Melded)					0.000086749										
	Melded Factor: 30.30% of the Tandem Rate															
	Common Transport															
	Common Transport - Per Mile, Per MOU					0.0000045										
	Common Transport - Facilities Termination Per MOU					0.0004095										
	UNBUNDLED PORT/LOOP COMBINATIONS - COST BASED RATES															
	Cost Based Rates are applied where BellSouth is required by FCC and/or State Commission rule to provide Unbundled Local Switching or Switch Ports.															
	Features shall apply to the Unbundled Port/Loop Combination - Cost Based Rate section in the same manner as they are applied to the Stand-Alone Unbundled Port section of this Rate Exhibit.															
	End Office and Tandem Switching Usage and Common Transport Usage rates in the Port section of this rate exhibit shall apply to all combinations of loop/port network elements except for UNE Coin Port/Loop Combinations.															
	The first and additional Port nonrecurring charges apply to Not Currently Combined Combos. For Currently Combined Combos the nonrecurring charges shall be those identified in the Nonrecurring - Currently Combined sections.															
	2-WIRE VOICE GRADE LOOP WITH 2-WIRE LINE PORT (RES)															
	UNE Port/Loop Combination Rates															
	2-Wire VG Loop/Port Combo - Zone 1		1			14.89										
	2-Wire VG Loop/Port Combo - Zone 2		2			21.52										
	2-Wire VG Loop/Port Combo - Zone 3		3			27.17										
	UNE Loop Rates															
	2-Wire Voice Grade Loop (SL1) - Zone 1		1	UEPRX	UEPLX	13.76										
	2-Wire Voice Grade Loop (SL1) - Zone 2		2	UEPRX	UEPLX	20.38										
	2-Wire Voice Grade Loop (SL1) - Zone 3		3	UEPRX	UEPLX	26.04										
	2-Wire Voice Grade Line Port Rates (Res)															
	2-Wire voice unbundled port - residence			UEPRX	UEPRL	1.13	40.30	19.90	24.98	6.65						
	2-Wire voice unbundled port with Caller ID - res			UEPRX	UEPRC	1.13	40.30	19.90	24.98	6.65						
	2-Wire voice unbundled port outgoing only - res			UEPRX	UEPRO	1.13	40.30	19.90	24.98	6.65						
	2-Wire voice Grade unbundled South Carolina extended local dialing parity port with Caller ID - res			UEPRX	UEPAU	1.13	40.30	19.90	24.98	6.65						
	2-Wire voice unbundled South Carolina Area Calling port with Caller ID - res (LW8)			UEPRX	UEPAJ	1.13	40.30	19.90	24.98	6.65						

UNBUNDLED NETWORK ELEMENTS - South Carolina

CATEGORY		RATE ELEMENTS	Interi m	Zone	BCS	USOC	RATES (\$)				Svc Order Submitted Elec per LSR	Svc Order Submitted Manually per LSR	Incremental Charge - Manual Svc Order vs. Electronic- 1st	Incremental Charge - Manual Svc Order vs. Electronic- Add'l	Incremental Charge - Manual Svc Order vs. Electronic- Disc 1st	Incremental Charge - Manual Svc Order vs. Electronic- Disc Add'l
							Rec	Nonrecurring		Nonrecurring Disconnect		OSS Rates (\$)				
								First	Add'l	First	Add'l	SOMEc	SOMAN	SOMAN	SOMAN	SOMAN
		2-Wire voice unbundles res, low usage line port with Caller ID (LUM)			UEPRX	UEPAP	1.13	37.93	16.72							
		2-Wire Voice Unbundled South Carolina Residence Dialing Plan without Caller ID			UEPRX	UEPWL	1.13	40.30	19.90	24.98	6.65					
		2-Wire voice unbundled South Carolina Area Calling Port without Caller ID Capability			UEPRX	UEPRS	1.13	40.30	19.90	24.98	6.65					
		2-Wire voice unbundled Low Usage Line Port without Caller ID Capability			UEPRX	UEPRT	1.13	40.30	19.90	24.98	6.65					
	FEATURES															
		All Features Offered			UEPRX	UEPVF	3.04	0.00	0.00							
	LOCAL NUMBER PORTABILITY															
		Local Number Portability (1 per port)			UEPRX	LNPCX	0.35									
	NONRECURRING CHARGES (NRCs) - CURRENTLY COMBINED															
		2-Wire Voice Grade Loop / Line Port Combination - Conversion - Switch-as-is			UEPRX	USAC2		0.10	0.10							
		2-Wire Voice Grade Loop / Line Port Combination - Conversion - Switch with change			UEPRX	USACC		0.10	0.10							
	ADDITIONAL NRCs															
		2-Wire Voice Grade Loop/Line Port Combination - Subsequent Activity			UEPRX	USAS2	0.00	0.00	0.00							
		Unbundled Miscellaneous Rate Element, Tag Loop at End User Premise			UEPRX	URETL		8.33	0.83							
	OFF/ON PREMISES EXTENSION CHANNELS															
		2 Wire Analog Voice Grade Extension Loop – Non-Design		1	UEPRX	UEAEN	14.94	37.92	17.62	23.56	5.32					
		2 Wire Analog Voice Grade Extension Loop – Non-Design		2	UEPRX	UEAEN	21.39	37.92	17.62	23.56	5.32					
		2 Wire Analog Voice Grade Extension Loop – Non-Design		3	UEPRX	UEAEN	26.72	37.92	17.62	23.56	5.32					
		2 Wire Analog Voice Grade Extension Loop – Design		1	UEPRX	UEAED	16.68	105.98	68.43	53.05	10.61					
		2 Wire Analog Voice Grade Extension Loop – Design		2	UEPRX	UEAED	23.13	105.98	68.43	53.05	10.61					
		2 Wire Analog Voice Grade Extension Loop – Design		3	UEPRX	UEAED	28.46	105.98	68.43	53.05	10.61					
	INTEROFFICE TRANSPORT															
		Interoffice Transport - Dedicated - 2 Wire Voice Grade - Facility Termination			UEPRX	U1TV2	24.30	40.63	27.47	16.77	6.91					
		Interoffice Transport - Dedicated - 2 Wire Voice Grade - Per Mile or Fraction Mile			UEPRX	U1TVM	0.0167	0.00	0.00							
	2-WIRE VOICE GRADE LOOP WITH 2-WIRE LINE PORT (BUS)															
	UNE Port/Loop Combination Rates															
		2-Wire VG Loop/Port Combo - Zone 1		1			14.89									
		2-Wire VG Loop/Port Combo - Zone 2		2			21.52									
		2-Wire VG Loop/Port Combo - Zone 3		3			27.17									
	UNE Loop Rates															
		2-Wire Voice Grade Loop (SL1) - Zone 1		1	UEPBX	UEPLX	13.76									
		2-Wire Voice Grade Loop (SL1) - Zone 2		2	UEPBX	UEPLX	20.38									
		2-Wire Voice Grade Loop (SL1) - Zone 3		3	UEPBX	UEPLX	26.04									
	2-Wire Voice Grade Line Port (Bus)															
		2-Wire voice unbundled port without Caller ID - bus			UEPBX	UEPBL	1.13	40.30	19.90	24.98	6.65					
		2-Wire voice unbundled port with Caller + E484 ID - bus			UEPBX	UEPBC	1.13	40.30	19.90	24.98	6.65					
		2-Wire voice unbundled port outgoing only - bus			UEPBX	UEPBO	1.13	40.30	19.90	24.98	6.65					
		2-Wire voice Grade unbundled South Carolina extended local dialing parity port with Caller ID - bus			UEPBX	UEPAZ	1.13	40.30	19.90	24.98	6.65					
		2-Wire voice unbundled incoming only port with Caller ID - Bus			UEPBX	UEPB1	1.13	40.30	19.90	24.98	6.65					
		2-Wire voice unbundled South Carolina Bus Area Calling Port with Caller ID (LMB)			UEPBX	UEPAB	1.13	40.30	19.90	24.98	6.65					
		2-Wire Voice Unbundled South Carolina Business Dialing Plan without Caller ID			UEPBX	UEPWM	1.13	40.30	19.90	24.98	6.65					
		2-Wire voice unbundled South Carolina Business Area Calling Port without Caller ID Capability			UEPBX	UEPBB	1.13	40.30	19.90	24.98	6.65					
		2-Wire voice unbundled Incoming Only Port without Caller ID Capability			UEPBX	UEPBE	1.13	40.30	19.90	24.98	6.65					
	LOCAL NUMBER PORTABILITY															

UNBUNDLED NETWORK ELEMENTS - South Carolina											Attachment: 2		Exhibit: A			
CATEGORY	RATE ELEMENTS	Interim	Zone	BCS	USOC	RATES (\$)				Svc Order Submitted Elec per LSR	Svc Order Submitted Manually per LSR	Incremental Charge - Manual Svc Order vs. Electronic-1st	Incremental Charge - Manual Svc Order vs. Electronic-Add'l	Incremental Charge - Manual Svc Order vs. Electronic-Disc 1st	Incremental Charge - Manual Svc Order vs. Electronic-Disc Add'l	
						Rec	Nonrecurring		Nonrecurring Disconnect		OSS Rates (\$)					
							First	Add'l	First	Add'l	SOMEC	SOMAN	SOMAN	SOMAN	SOMAN	SOMAN
	Local Number Portability (1 per port)			UEPBX	LNPCX	0.35										
	FEATURES															
	All Features Offered			UEPBX	UEPVF	3.04	0.00	0.00								
	NONRECURRING CHARGES (NRCs) - CURRENTLY COMBINED															
	2-Wire Voice Grade Loop / Line Port Combination - Conversion - Switch-as-is			UEPBX	USAC2		0.10	0.10								
	2-Wire Voice Grade Loop / Line Port Combination - Conversion - Switch with change			UEPBX	USACC		0.10	0.10								
	ADDITIONAL NRCs															
	2-Wire Voice Grade Loop/Line Port Combination - Subsequent Activity			UEPBX	USAS2		0.00	0.00								
	Unbundled Miscellaneous Rate Element, Tag Loop at End User Premise			UEPBX	URETL		8.33	0.83								
	OFF/ON PREMISES EXTENSION CHANNELS															
	2 Wire Analog Voice Grade Extension Loop – Non-Design		1	UEPBX	UEAEN	14.94	37.92	17.62	23.56	5.32						
	2 Wire Analog Voice Grade Extension Loop – Non-Design		2	UEPBX	UEAEN	21.39	37.92	17.62	23.56	5.32						
	2 Wire Analog Voice Grade Extension Loop – Non-Design		3	UEPBX	UEAEN	26.72	37.92	17.62	23.56	5.32						
	2 Wire Analog Voice Grade Extension Loop – Design		1	UEPBX	UEAED	16.68	105.98	68.43	53.05	10.61						
	2 Wire Analog Voice Grade Extension Loop – Design		2	UEPBX	UEAED	23.13	105.98	68.43	53.05	10.61						
	2 Wire Analog Voice Grade Extension Loop – Design		3	UEPBX	UEAED	28.46	105.98	68.43	53.05	10.61						
	INTEROFFICE TRANSPORT															
	Interoffice Transport - Dedicated - 2 Wire Voice Grade - Facility Termination			UEPBX	U1TV2	24.30	40.63	27.47	16.77	6.91						
	Interoffice Transport - Dedicated - 2 Wire Voice Grade - Per Mile or Fraction Mile			UEPBX	U1TVM	0.0167	0.00	0.00								
	2-WIRE VOICE GRADE LOOP WITH 2-WIRE LINE PORT (RES - PBX)															
	UNE Port/Loop Combination Rates															
	2-Wire VG Loop/Port Combo - Zone 1		1			14.89										
	2-Wire VG Loop/Port Combo - Zone 2		2			21.52										
	2-Wire VG Loop/Port Combo - Zone 3		3			27.17										
	UNE Loop Rates															
	2-Wire Voice Grade Loop (SL 1) - Zone 1		1	UEPRG	UEPLX	13.76										
	2-Wire Voice Grade Loop (SL 1) - Zone 2		2	UEPRG	UEPLX	20.38										
	2-Wire Voice Grade Loop (SL 1) - Zone 3		3	UEPRG	UEPLX	26.04										
	2-Wire Voice Grade Line Port Rates (RES - PBX)															
	2-Wire VG Unbundled Combination 2-Way PBX Trunk Port - Res			UEPRG	UEPRD	1.13	69.26	32.50	37.53	6.22						
	LOCAL NUMBER PORTABILITY															
	Local Number Portability (1 per port)			UEPRG	LNPCP	3.15	0.00	0.00								
	FEATURES															
	All Features Offered			UEPRG	UEPVF	3.04	0.00	0.00								
	NONRECURRING CHARGES (NRCs) - CURRENTLY COMBINED															
	2-Wire Voice Grade Loop/ Line Port Combination (PBX) - Conversion - Switch-As-Is			UEPRG	USAC2		7.93	1.91								
	2-Wire Voice Grade Loop/ Line Port Combination (PBX) - Conversion - Switch with Change			UEPRG	USACC		7.93	1.91								
	ADDITIONAL NRCs															
	2-Wire Voice Grade Loop/ Line Port Combination (PBX) - Subsequent Activity			UEPRG	USAS2	0.00	0.00	0.00								
	PBX Subsequent Activity - Change/Rearrange Multiline Hunt Group						7.34	7.34								
	Unbundled Miscellaneous Rate Element, Tag Loop at End User Premise			UEPRG	URETL		8.33	0.83								
	OFF/ON PREMISES EXTENSION CHANNELS															
	Local Channel Voice grade, per termination		1	UEPRG	P2JHX	16.68	105.98	68.43	53.05	10.61						
	Local Channel Voice grade, per termination		2	UEPRG	P2JHX	23.13	105.98	68.43	53.05	10.61						
	Local Channel Voice grade, per termination		3	UEPRG	P2JHX	28.46	105.98	68.43	53.05	10.61						
	Non-Wire Direct Serve Channel Voice Grade		1	UEPRG	SDD2X	17.74	131.88	62.06	90.70	13.42						
	Non-Wire Direct Serve Channel Voice Grade		2	UEPRG	SDD2X	25.16	65.94	31.03	45.35	6.71						

UNBUNDLED NETWORK ELEMENTS - South Carolina											Attachment: 2		Exhibit: A			
CATEGORY	RATE ELEMENTS	Interim	Zone	BCS	USOC	RATES (\$)				Svc Order Submitted Elec per LSR	Svc Order Submitted Manually per LSR	Incremental Charge - Manual Svc Order vs. Electronic-1st	Incremental Charge - Manual Svc Order vs. Electronic-Add'l	Incremental Charge - Manual Svc Order vs. Electronic-Disc 1st	Incremental Charge - Manual Svc Order vs. Electronic-Disc Add'l	
						Rec	Nonrecurring		Nonrecurring Disconnect		OSS Rates (\$)					
							First	Add'l	First	Add'l	SOMEc	SOMAN	SOMAN	SOMAN	SOMAN	SOMAN
	Non-Wire Direct Serve Channel Voice Grade		3	UEPRG	SDD2X	29.58	65.94	31.03	45.35	6.71						
	INTEROFFICE TRANSPORT															
	Interoffice Transport - Dedicated - 2 Wire Voice Grade - Facility Termination			UEPRG	U1TV2	24.30	40.63	27.47	16.77	6.91						
	Interoffice Transport - Dedicated - 2 Wire Voice Grade - Per Mile or Fraction Mile			UEPRG	U1TVM	0.0167	0.00	0.00								
	2-WIRE VOICE GRADE LOOP WITH 2-WIRE LINE PORT (BUS - PBX)															
	UNE Port/Loop Combination Rates															
	2-Wire VG Loop/Port Combo - Zone 1		1			14.89										
	2-Wire VG Loop/Port Combo - Zone 2		2			21.52										
	2-Wire VG Loop/Port Combo - Zone 3		3			27.17										
	UNE Loop Rates															
	2-Wire Voice Grade Loop (SL 1) - Zone 1		1	UEPPX	UEPLX	13.76										
	2-Wire Voice Grade Loop (SL 1) - Zone 2		2	UEPPX	UEPLX	20.38										
	2-Wire Voice Grade Loop (SL 1) - Zone 3		3	UEPPX	UEPLX	26.04										
	2-Wire Voice Grade Line Port Rates (BUS - PBX)															
	Line Side Unbundled Combination 2-Way PBX Trunk Port - Bus			UEPPX	UEPPC	1.13	69.26	32.50	37.53	6.22						
	Line Side Unbundled Outward PBX Trunk Port - Bus			UEPPX	UEPPO	1.13	69.26	32.50	37.53	6.22						
	Line Side Unbundled Incoming PBX Trunk Port - Bus			UEPPX	UEPP1	1.13	69.26	32.50	37.53	6.22						
	2-Wire Voice Unbundled PBX LD Terminal Ports			UEPPX	UEPLD	1.13	69.26	32.50	37.53	6.22						
	2-Wire Voice Unbundled 2-Way Combination PBX Usage Port			UEPPX	UEPXA	1.13	69.26	32.50	37.53	6.22						
	2-Wire Voice Unbundled PBX Toll Terminal Hotel Ports			UEPPX	UEPXB	1.13	69.26	32.50	37.53	6.22						
	2-Wire Voice Unbundled PBX LD DDD Terminals Port			UEPPX	UEPXC	1.13	69.26	32.50	37.53	6.22						
	2-Wire Voice Unbundled PBX LD Terminal Switchboard Port			UEPPX	UEPXD	1.13	69.26	32.50	37.53	6.22						
	2-Wire Voice Unbundled PBX LD Terminal Switchboard IDD Capable Port			UEPPX	UEPXE	1.13	69.26	32.50	37.53	6.22						
	2-Wire Voice Unbundled 2-Way PBX Hotel/Hospital Economy Administrative Calling Port			UEPPX	UEPXL	1.13	69.26	32.50	37.53	6.22						
	2-Wire Voice Unbundled 2-Way PBX Hotel/Hospital Economy Room Calling Port			UEPPX	UEPXM	1.13	69.26	32.50	37.53	6.22						
	2-Wire Voice Unbundled 1-Way Outgoing PBX Hotel/Hospital Discount Room Calling Port			UEPPX	UEPXO	1.13	69.26	32.50	37.53	6.22						
	2-Wire Voice Unbundled 1-Way Outgoing PBX Measured Port			UEPPX	UEPXS	1.13	69.26	32.50	37.53	6.22						
	2-Wire Voice Unbundled 2-Way PBX South Carolina Area Plus Calling Port			UEPPX	UEPXT	1.13	69.26	32.50	37.53	6.22						
	LOCAL NUMBER PORTABILITY															
	Local Number Portability (1 per port)			UEPPX	LNPCP	3.15	0.00	0.00								
	FEATURES															
	All Features Offered			UEPPX	UEPVF	3.04	0.00	0.00								
	NONRECURRING CHARGES (NRCs) - CURRENTLY COMBINED															
	2-Wire Voice Grade Loop/ Line Port Combination (PBX) - Conversion - Switch-As-Is			UEPPX	USAC2		7.93	1.91								
	2-Wire Voice Grade Loop/ Line Port Combination (PBX) - Conversion - Switch with Change			UEPPX	USACC		7.93	1.91								
	ADDITIONAL NRCs															
	2-Wire Voice Grade Loop/ Line Port Combination (PBX) - Subsequent Activity			UEPPX	USAS2	0.00	0.00	0.00								
	PBX Subsequent Activity - Change/Rearrange Multiline Hunt Group						7.34	7.34								
	Unbundled Miscellaneous Rate Element, Tag Loop at End User Premise			UEPPX	URETL		8.33	0.83								
	OFF/ON PREMISES EXTENSION CHANNELS															
	Local Channel Voice grade, per termination		1	UEPPX	P2JHX	16.68	105.98	68.43	53.05	10.61						
	Local Channel Voice grade, per termination		2	UEPPX	P2JHX	23.13	105.98	68.43	53.05	10.61						
	Local Channel Voice grade, per termination		3	UEPPX	P2JHX	28.46	105.98	68.43	53.05	10.61						
	Non-Wire Direct Serve Channel Voice Grade		1	UEPPX	SDD2X	17.74	131.88	62.06	90.70	13.42						
	Non-Wire Direct Serve Channel Voice Grade		2	UEPPX	SDD2X	25.16	65.94	31.03	45.35	6.71						
	Non-Wire Direct Serve Channel Voice Grade		3	UEPPX	SDD2X	29.58	65.94	31.03	45.35	6.71						

UNBUNDLED NETWORK ELEMENTS - South Carolina											Attachment: 2		Exhibit: A				
CATEGORY	RATE ELEMENTS			Interim	Zone	BCS	USOC	RATES (\$)				Svc Order Submitted Elec per LSR	Svc Order Submitted Manually per LSR	Incremental Charge - Manual Svc Order vs. Electronic-1st	Incremental Charge - Manual Svc Order vs. Electronic-Add'l	Incremental Charge - Manual Svc Order vs. Electronic-Disc 1st	Incremental Charge - Manual Svc Order vs. Electronic-Disc Add'l
							Rec	Nonrecurring		Nonrecurring Disconnect		OSS Rates (\$)					
								First	Add'l	First	Add'l	SOMEc	SOMAN	SOMAN	SOMAN	SOMAN	SOMAN
	INTEROFFICE TRANSPORT																
		Interoffice Transport - Dedicated - 2 Wire Voice Grade - Facility Termination			UEPPX	U1TV2	24.30	40.63	27.47	16.77	6.91						
		Interoffice Transport - Dedicated - 2 Wire Voice Grade - Per Mile or Fraction Mile			UEPPX	U1TVM	0.0167	0.00	0.00								
	2-WIRE VOICE GRADE LOOP WITH 2-WIRE ANALOG LINE COIN PORT																
	UNE Port/Loop Combination Rates																
		2-Wire VG Coin Port/Loop Combo – Zone 1		1			14.89										
		2-Wire VG Coin Port/Loop Combo – Zone 2		2			21.52										
		2-Wire VG Coin Port/Loop Combo – Zone 3		3			27.17										
	UNE Loop Rates																
		2-Wire Voice Grade Loop (SL1) - Zone 1		1	UEPCO	UEPLX	13.76										
		2-Wire Voice Grade Loop (SL1) - Zone 2		2	UEPCO	UEPLX	20.38										
		2-Wire Voice Grade Loop (SL1) - Zone 3		3	UEPCO	UEPLX	26.04										
	2-Wire Voice Grade Line Ports (COIN)																
		2-Wire Coin 2-Way without Operator Screening and without Blocking (SC)			UEPCO	UEPSD	1.13	40.30	19.90	24.98	6.65						
		2-Wire Coin 2-Way with Operator Screening and Blocking: 011, 900/976, 1+DDD (SC)			UEPCO	UEPSA	1.13	40.30	19.90	24.98	6.65						
		2-Wire Coin 2-Way with Operator Screening and 011 Blocking (SC)			UEPCO	UEPSH	1.13	40.30	19.90	24.98	6.65						
		2-Wire Coin 2-Way with Operator Screening and 011 Blocking; with Dialing Parity (SC)			UEPCO	UEPSC	1.13	40.30	19.90	24.98	6.65						
		2-Wire Coin 2-Way with Operator Screening and: 900 Blocking: 900/976, 1+DDD, 011+, and Local (SC)			UEPCO	UEPCC	1.13	40.30	19.90	24.98	6.65						
		2-Wire Coin 2-W Operator Screen: 900 Block: 900/976, 1+DDD, 011+, Local; Enhanced Call OPT 3YV (SC)			UEPCO	UEPCE	1.13	40.30	19.90	24.98	6.65						
		2-Wire Coin 2-W Operator Screen: 900 Block: 900/976, 1+DDD, 011+, Local; Enhanced Call OPT AP7 (SC)			UEPCO	UEPCF	1.13	40.30	19.90	24.98	6.65						
		2-Wire Coin Outward without Blocking and without Operator Screening (SC)			UEPCO	UEPSG	1.13	40.30	19.90	24.98	6.65						
		2-Wire Coin Outward with Operator Screening and 011 Blocking (SC)			UEPCO	UEPSF	1.13	40.30	19.90	24.98	6.65						
		2-Wire Coin Outward with Operator Screening and Blocking: 011, 900/976, 1+DDD (SC)			UEPCO	UEPSJ	1.13	40.30	19.90	24.98	6.65						
		2-Wire Coin Outward with Operator Screening and Blocking: 900/976, 1+DDD, 011+, and Local (SC)			UEPCO	UEPCM	1.13	40.30	19.90	24.98	6.65						
		2-Wire Coin Out Operator Screen & Block: 900/976, 1+DDD, 011+, Local; Enhanced Calling OPT 3YW (SC)			UEPCO	UEPCP	1.13	40.30	19.90	24.98	6.65						
		2-Wire 2-Way Smartline with 900/976 (all states except LA)			UEPCO	UEPCK	1.13	40.30	19.90	24.98	6.65						
		2-Wire Coin Outward Smartline with 900/976 (all states except LA)			UEPCO	UEPCR	1.13	40.30	19.90	24.98	6.65						
	ADDITIONAL UNE COIN PORT/LOOP (RC)																
		UNE Coin Port/Loop Combo Usage (Flat Rate)			UEPCO	URECU	4.05	0.00	0.00	0.00	0.00						
	LOCAL NUMBER PORTABILITY																
		Local Number Portability (1 per port)			UEPCO	LNPCX	0.35										
	NONRECURRING CHARGES - CURRENTLY COMBINED																
		2-Wire Voice Grade Loop / Line Port Combination - Conversion - Switch-as-is			UEPCO	USAC2		0.10	0.10								
		2-Wire Voice Grade Loop / Line Port Combination - Conversion - Switch with change			UEPCO	USACC		0.10	0.10								
	ADDITIONAL NRCs																
		2-Wire Voice Grade Loop/Line Port Combination - Subsequent Activity			UEPCO	USAS2		0.00	0.00								
		Unbundled Miscellaneous Rate Element, Tag Loop at End User Premise			UEPCO	URETL		8.33	0.83								
	2-WIRE VOICE LOOP/ 2WIRE VOICE GRADE IO TRANSPORT/ 2-WIRE LINE PORT (RES)																
	UNE Port/Loop Combination Rates																
		2-Wire VG Loop/IO Tranport/Port Combo - Zone 1		1			18.00										

UNBUNDLED NETWORK ELEMENTS - South Carolina

CATEGORY		RATE ELEMENTS	Interi m	Zone	BCS	USOC	RATES (\$)				Svc Order Submitted Elec per LSR	Svc Order Submitted Manually per LSR	Incremental Charge - Manual Svc Order vs. Electronic- 1st	Incremental Charge - Manual Svc Order vs. Electronic- Add'l	Incremental Charge - Manual Svc Order vs. Electronic- Disc 1st	Incremental Charge - Manual Svc Order vs. Electronic- Disc Add'l
							Rec	Nonrecurring		Nonrecurring Disconnect		OSS Rates (\$)				
								First	Add'l	First	Add'l	SOMEc	SOMAN	SOMAN	SOMAN	SOMAN
		2-Wire VG Loop/IO Tranport/Port Combo - Zone 2		2			24.45									
		2-Wire VG Loop/IO Tranport/Port Combo - Zone 3		3			29.78									
		UNE Loop Rates														
		2-Wire Voice Grade Loop (SL2) - Zone 1		1	UEPFR	UECF2	16.68									
		2-Wire Voice Grade Loop (SL2) - Zone 2		2	UEPFR	UECF2	23.13									
		2-Wire Voice Grade Loop (SL2) - Zone 3		3	UEPFR	UECF2	28.46									
		2-Wire Voice Grade Line Port Rates (Res)														
		2-Wire voice unbundled port - residence			UEPFR	UEPRL	1.32	108.36	70.71	1.42	1.33					
		2-Wire voice unbundled port with Caller ID - res			UEPFR	UEPRC	1.32	108.36	70.71	1.42	1.33					
		2-Wire voice unbundled port outgoing only - res			UEPFR	UEPRO	1.32	108.36	70.71	1.42	1.33					
		2-Wire voice Grade unbundled South Carolina extended local dialing parity port with Caller ID - res			UEPFR	UEPAU	1.32	108.36	70.71	1.42	1.33					
		2-Wire voice unbundled South Carolina Area Calling port with Caller ID - res (LW8)			UEPFR	UEPAJ	1.32	108.36	70.71	1.42	1.33					
		2-Wire voice unbundles res, low usage line port with Caller ID (LUM)			UEPFR	UEPAP	1.32	108.36	70.71	1.42	1.33					
		2-Wire Voice Unbundled South Carolina Residence Dialing Plan without Caller ID			UEPFR	UEPWL	1.32	108.36	70.71	1.42	1.33					
		INTEROFFICE TRANSPORT														
		Interoffice Transport - Dedicated - 2 Wire Voice Grade - Facility Termination			UEPFR	U1TV2	19.44	40.63	27.47	16.77	6.91					
		Interoffice Transport - Dedicated - 2 Wire Voice Grade - Per Mile or Fraction Mile			UEPFR	1L5XX	0.0134									
		FEATURES														
		All Features Offered			UEPFR	UEPVF	3.04	0.00	0.00							
		LOCAL NUMBER PORTABILITY														
		Local Number Portability (1 per port)			UEPFR	LNPCX	0.35									
		NONRECURRING CHARGES (NRCs) - CURRENTLY COMBINED														
		2-Wire Loop / Dedicated IO Transport / 2 Wire Line Port Combination - Conversion - Switch-as-is			UEPFR	USAC2		8.50	1.87							
		2-Wire Loop / Dedicated IO Transport / 2 Wire Line Port Combination - Conversion - Switch-With-Change			UEPFR	USACC		8.50	1.87							
		Unbundled Miscellaneous Rate Element, Tag Designed Loop at End User Premise			UEPFR	URETN		11.24	1.10							
		2-WIRE VOICE LOOP/ 2WIRE VOICE GRADE IO TRANSPORT/ 2-WIRE LINE PORT (BUS)														
		UNE Port/Loop Combination Rates														
		2-Wire VG Loop/IO Tranport/Port Combo - Zone 1		1			18.00									
		2-Wire VG Loop/IO Tranport/Port Combo - Zone 2		2			24.45									
		2-Wire VG Loop/IO Tranport/Port Combo - Zone 3		3			29.78									
		UNE Loop Rates														
		2-Wire Voice Grade Loop (SL2) - Zone 1		1	UEPFB	UECF2	16.68									
		2-Wire Voice Grade Loop (SL2) - Zone 2		2	UEPFB	UECF2	23.13									
		2-Wire Voice Grade Loop (SL2) - Zone 3		3	UEPFB	UECF2	28.46									
		2-Wire Voice Grade Line Port (Bus)														
		2-Wire voice unbundled port without Caller ID - bus			UEPFB	UEPBL	1.32	108.36	70.71	1.42	1.33					
		2-Wire voice unbundled port with Caller + E484 ID - bus			UEPFB	UEPBC	1.32	108.36	70.71	1.42	1.33					
		2-Wire voice unbundled port outgoing only - bus			UEPFB	UEPBO	1.32	108.36	70.71	1.42	1.33					
		2-Wire voice Grade unbundled South Carolina extended local dialing parity port with Caller ID - bus			UEPFB	UEPAZ	1.32	108.36	70.71	1.42	1.33					
		2-Wire voice unbundled incoming only port with Caller ID - Bus			UEPFB	UEPB1	1.32	108.36	70.71	1.42	1.33					
		2-Wire voice unbundled South Carolina Bus Area Calling Port with Caller ID (LMB)			UEPFB	UEPAB	1.32	108.36	70.71	1.42	1.33					
		2-Wire Voice Unbundled South Carolina Business Dialing Plan without Caller ID			UEPFB	UEPWM	1.32	108.36	70.71	1.42	1.33					
		LOCAL NUMBER PORTABILITY														
		Local Number Portability (1 per port)			UEPFB	LNPCX	0.35									
		INTEROFFICE TRANSPORT														
		Interoffice Transport - Dedicated - 2 Wire Voice Grade - Facility Termination			UEPFB	U1TV2	19.44	40.63	27.47	16.77	6.91					

UNBUNDLED NETWORK ELEMENTS - South Carolina												Attachment: 2		Exhibit: A			
CATEGORY	RATE ELEMENTS		Interim	Zone	BCS	USOC	RATES (\$)				Svc Order Submitted Elec per LSR	Svc Order Submitted Manually per LSR	Incremental Charge - Manual Svc Order vs. Electronic-1st	Incremental Charge - Manual Svc Order vs. Electronic-Add'l	Incremental Charge - Manual Svc Order vs. Electronic-Disc 1st	Incremental Charge - Manual Svc Order vs. Electronic-Disc Add'l	
							Rec	Nonrecurring		Nonrecurring Disconnect		OSS Rates (\$)					
								First	Add'l	First	Add'l	SOMEc	SOMAN	SOMAN	SOMAN	SOMAN	SOMAN
		Interoffice Transport - Dedicated - 2 Wire Voice Grade - Per Mile or Fraction Mile			UEPFB	1L5XX	0.0134										
	FEATURES																
	All Features Offered				UEPFB	UEPVF	3.04	0.00	0.00								
	NONRECURRING CHARGES (NRCs) - CURRENTLY COMBINED																
		2-Wire Loop / Dedicated IO Transport / 2 Wire Line Port Combination - Conversion - Switch-as-is			UEPFB	USAC2		8.50	1.87								
		2-Wire Loop / Dedicated IO Transport / 2 Wire Line Port Combination - Conversion - Switch with change			UEPFB	USACC		8.50	1.87								
		Unbundled Miscellaneous Rate Element, Tag Designed Loop at End User Premise			UEPFB	URETN		11.24	1.10								
	2-WIRE VOICE LOOP/ 2WIRE VOICE GRADE IO TRANSPORT/ 2-WIRE LINE PORT (PBX)																
	UNE Port/Loop Combination Rates																
		2-Wire VG Loop/IO Tranport/Port Combo - Zone 1		1			18.00										
		2-Wire VG Loop/IO Tranport/Port Combo - Zone 2		2			24.45										
		2-Wire VG Loop/IO Tranport/Port Combo - Zone 3		3			29.78										
	UNE Loop Rates																
		2-Wire Voice Grade Loop (SL2) - Zone 1		1	UEPFP	UECF2	16.68										
		2-Wire Voice Grade Loop (SL2) - Zone 2		2	UEPFP	UECF2	23.13										
		2-Wire Voice Grade Loop (SL2) - Zone 3		3	UEPFP	UECF2	28.46										
	2-Wire Voice Grade Line Port Rates (BUS - PBX)																
		Line Side Unbundled Combination 2-Way PBX Trunk Port - Bus			UEPFP	UEPPC	1.32	137.32	83.31	67.02	11.51						
		Line Side Unbundled Outward PBX Trunk Port - Bus			UEPFP	UEPPO	1.32	137.32	83.31	67.02	11.51						
		Line Side Unbundled Incoming PBX Trunk Port - Bus			UEPFP	UEPP1	1.32	137.32	83.31	67.02	11.51						
		2-Wire Voice Unbundled PBX LD Terminal Ports			UEPFP	UEPLD	1.32	137.32	83.31	67.02	11.51						
		2-Wire Voice Unbundled 2-Way Combination PBX Usage Port			UEPFP	UEPXA	1.32	137.32	83.31	67.02	11.51						
		2-Wire Voice Unbundled PBX Toll Terminal Hotel Ports			UEPFP	UEPXB	1.32	137.32	83.31	67.02	11.51						
		2-Wire Voice Unbundled PBX LD DDD Terminals Port			UEPFP	UEPXC	1.32	137.32	83.31	67.02	11.51						
		2-Wire Voice Unbundled PBX LD Terminal Switchboard Port			UEPFP	UEPXD	1.32	137.32	83.31	67.02	11.51						
		2-Wire Voice Unbundled PBX LD Terminal Switchboard IDD Capable Port			UEPFP	UEPXE	1.32	137.32	83.31	67.02	11.51						
		2-Wire Voice Unbundled 2-Way PBX Hotel/Hospital Economy Administrative Calling Port			UEPFP	UEPXL	1.32	137.32	83.31	67.02	11.51						
		2-Wire Voice Unbundled 2-Way PBX Hotel/Hospital Economy Room Calling Port			UEPFP	UEPXM	1.32	137.32	83.31	67.02	11.51						
		2-Wire Voice Unbundled 1-Way Outgoing PBX Hotel/Hospital Discount Room Calling Port			UEPFP	UEPXO	1.32	137.32	83.31	67.02	11.51						
		2-Wire Voice Unbundled 1-Way Outgoing PBX Measured Port			UEPFP	UEPXS	1.32	137.32	83.31	67.02	11.51						
		2-Wire Voice Unbundled 2-Way PBX South Carolina Area Plus Calling Port			UEPFP	UEPXT	1.32	137.32	83.31	67.02	11.51						
	LOCAL NUMBER PORTABILITY																
	Local Number Portability (1 per port)				UEPFP	LNPCP	3.15	0.00	0.00								
	INTEROFFICE TRANSPORT																
		Interoffice Transport - Dedicated - 2 Wire Voice Grade - Facility Termination			UEPFP	U1TV2	19.44	40.63	27.47	16.77	6.91						
		Interoffice Transport - Dedicated - 2 Wire Voice Grade - Per Mile or Fraction Mile			UEPFP	1L5XX	0.0134										
	FEATURES																
	All Features Offered				UEPFP	UEPVF	3.04	0.00	0.00								
	NONRECURRING CHARGES (NRCs) - CURRENTLY COMBINED																
		2-Wire Loop / Dedicated IO Transport / 2 Wire Line Port Combination - Conversion - Switch-as-is			UEPFP	USAC2		8.50	1.87								
		2-Wire Loop / Dedicated IO Transport / 2 Wire Line Port Combination - Conversion - Switch with change			UEPFP	USACC		8.50	1.87								
		Unbundled Miscellaneous Rate Element, Tag Designed Loop at End User Premise			UEPFP	URETN		11.24	1.10								
UNBUNDLED PORT/LOOP COMBINATIONS - COST BASED RATES																	
	2-WIRE VOICE GRADE LOOP- BUS ONLY - WITH 2-WIRE DID TRUNK PORT																

UNBUNDLED NETWORK ELEMENTS - South Carolina

CATEGORY		RATE ELEMENTS	Interi m	Zone	BCS	USOC	RATES (\$)				Svc Order Submitted Elec per LSR	Svc Order Submitted Manually per LSR	Incremental Charge - Manual Svc Order vs. Electronic- 1st	Incremental Charge - Manual Svc Order vs. Electronic- Add'l	Incremental Charge - Manual Svc Order vs. Electronic- Disc 1st	Incremental Charge - Manual Svc Order vs. Electronic- Disc Add'l
							Rec	Nonrecurring		Nonrecurring Disconnect		OSS Rates (\$)				
								First	Add'l	First	Add'l	SOMEc	SOMAN	SOMAN	SOMAN	SOMAN
		UNE Port/Loop Combination Rates														
		2-Wire VG Loop/2-Wire DID Trunk Port Combo - UNE Zone 1		1			23.75									
		2-Wire VG Loop/2-Wire DID Trunk Port Combo - UNE Zone 2		2			30.20									
		2-Wire VG Loop/2-Wire DID Trunk Port Combo - UNE Zone 3		3			35.52									
		UNE Loop Rates														
		2-Wire Analog Voice Grade Loop - (SL2) - UNE Zone 1		1	UEPPX	UECD1	16.68									
		2-Wire Analog Voice Grade Loop - (SL2) - UNE Zone 2		2	UEPPX	UECD1	23.13									
		2-Wire Analog Voice Grade Loop - (SL2) - UNE Zone 3		3	UEPPX	UECD1	28.46									
		UNE Port Rate														
		Exchange Ports - 2-Wire DID Port			UEPPX	UEPD1	7.06	225.55	87.21	113.08	14.38					
		NONRECURRING CHARGES - CURRENTLY COMBINED														
		2-Wire Voice Grade Loop / 2-Wire DID Trunk Port Combination - Switch-as-is			UEPPX	USAC1		7.32	1.87							
		2-Wire Voice Grade Loop / 2-Wire DID Trunk Port Conversion with BellSouth Allowable Changes			UEPPX	USA1C		7.32	1.87							
		ADDITIONAL NRCs														
		2-Wire DID Subsequent Activity - Add Trunks, Per Trunk			UEPPX	USAS1		26.84								
		Unbundled Miscellaneous Rate Element, Tag Designed Loop at End User Premise			UEPPX	URETN		11.24	1.10							
		Telephone Number/Trunk Group Establishment Charges														
		DID Trunk Termination (One Per Port)			UEPPX	NDT	0.00	0.00	0.00							
		DID Numbers, Establish Trunk Group and Provide First Group of 20 DID Numbers			UEPPX	NDZ	0.00	0.00	0.00							
		Additional DID Numbers for each Group of 20 DID Numbers			UEPPX	ND4	0.00	0.00	0.00							
		DID Numbers, Non- consecutive DID Numbers , Per Number			UEPPX	ND5	0.00	0.00	0.00							
		Reserve Non-Consecutive DID numbers			UEPPX	ND6	0.00	0.00	0.00							
		Reserve DID Numbers			UEPPX	NDV	0.00	0.00	0.00							
		LOCAL NUMBER PORTABILITY														
		Local Number Portability (1 per port)			UEPPX	LNPCP	3.15	0.00	0.00							
		2-WIRE ISDN DIGITAL GRADE LOOP WITH 2-WIRE ISDN DIGITAL LINE SIDE PORT														
		UNE Port/Loop Combination Rates														
		2W ISDN Digital Grade Loop/2W ISDN Digital Line Side Port - UNE Zone 1		1	UEPPB UEPPR		30.86									
		2W ISDN Digital Grade Loop/2W ISDN Digital Line Side Port - UNE Zone 2		2	UEPPB UEPPR		38.60									
		2W ISDN Digital Grade Loop/2W ISDN Digital Line Side Port - UNE Zone 3		3	UEPPB UEPPR		44.23									
		UNE Loop Rates														
		2-Wire ISDN Digital Grade Loop - UNE Zone 1		1	UEPPB UEPPR	USL2X	21.90									
		2-Wire ISDN Digital Grade Loop - UNE Zone 2		2	UEPPB UEPPR	USL2X	29.64									
		2-Wire ISDN Digital Grade Loop - UNE Zone 3		3	UEPPB UEPPR	USL2X	35.27									
		UNE Port Rate														
		Exchange Port - 2-Wire ISDN Line Side Port			UEPPB UEPPR	UEPPB	8.96	190.51	133.14	100.95	21.37					
		NONRECURRING CHARGES - CURRENTLY COMBINED														
		2-Wire ISDN Digital Grade Loop / 2-Wire ISDN Line Side Port Combination - Conversion			UEPPB UEPPR	USACB	0.00	38.59	27.08							
		ADDITIONAL NRCs														
		Unbundled Miscellaneous Rate Element, Tag Designed Loop at End User Premise			UEPPB UEPPR	URETN		11.24	1.10							
		Unbundled Miscellaneous Rate Element, Tag Loop at End User Premise			UEPPB UEPPR	URETL		8.33	0.83							
		LOCAL NUMBER PORTABILITY														
		Local Number Portability (1 per port)			UEPPB UEPPR	LNPCX	0.35	0.00	0.00							
		B-CHANNEL USER PROFILE ACCESS:														
		CVS/CSD (DMS/5ESS)			UEPPB UEPPR	U1UCA	0.00	0.00	0.00							
		CVS (EWSD)			UEPPB UEPPR	U1UCB	0.00	0.00	0.00							
		CSD			UEPPB UEPPR	U1UCC	0.00	0.00	0.00							
		B-CHANNEL AREA PLUS USER PROFILE ACCESS: (AL,KY,LA,MS SC,MS, & TN)														

UNBUNDLED NETWORK ELEMENTS - South Carolina												Attachment: 2		Exhibit: A	
CATEGORY	RATE ELEMENTS	Interim	Zone	BCS	USOC	RATES (\$)				Svc Order Submitted Elec per LSR	Svc Order Submitted Manually per LSR	Incremental Charge - Manual Svc Order vs. Electronic-1st	Incremental Charge - Manual Svc Order vs. Electronic-Add'l	Incremental Charge - Manual Svc Order vs. Electronic-Disc 1st	Incremental Charge - Manual Svc Order vs. Electronic-Disc Add'l
						Rec	Nonrecurring		Nonrecurring Disconnect		OSS Rates (\$)				
							First	Add'l	First	Add'l	SOMEc	SOMAN	SOMAN	SOMAN	SOMAN
	CVS/CSD (DMS/5ESS)			UEPPB UEPPR	U1UCD	0.00	0.00	0.00							
	CVS (EWSD)			UEPPB UEPPR	U1UCE	0.00	0.00	0.00							
	CSD			UEPPB UEPPR	U1UCF	0.00	0.00	0.00							
USER TERMINAL PROFILE															
	User Terminal Profile (EWSD only)			UEPPB UEPPR	U1UMA	0.00	0.00	0.00							
VERTICAL FEATURES															
	All Vertical Features - One per Channel B User Profile			UEPPB UEPPR	UEPVF	3.04	0.00	0.00							
INTEROFFICE CHANNEL MILEAGE															
	Interoffice Channel mileage each, including first mile and facilities termination			UEPPB UEPPR	M1GNC	24.30	40.63	27.47	16.77	6.91					
	Interoffice Channel mileage each, additional mile			UEPPB UEPPR	M1GNM	0.0167	0.00	0.00							
4-WIRE DS1 DIGITAL LOOP WITH 4-WIRE ISDN DS1 DIGITAL TRUNK PORT															
The UNE-P DS1 combination rates below for in this rate exhibit apply to the embedded base in place as of 10/2/03 until 4/1/04. After 4/1/04 these rates shall revert to tariff rates or a separate commercial agreement.															
Requests for 4-Wire DS1 Digital Loop with 4-Wire ISDN DS1 Digital Trunk Port after the effective date of this amendment shall be provided pursuant to a separate agreement or tariff at BellSouth's discretion.															
UNE Port/Loop Combination Rates															
	4W DS1 Digital Loop/4W ISDN DS1 Digital Trunk Port - UNE Zone 1		1	UEPPP		176.82									
	4W DS1 Digital Loop/4W ISDN DS1 Digital Trunk Port - UNE Zone 2		2	UEPPP		241.38									
	4W DS1 Digital Loop/4W ISDN DS1 Digital Trunk Port - UNE Zone 3		3	UEPPP		347.84									
UNE Loop Rates															
	4-Wire DS1 Digital Loop - UNE Zone 1		1	UEPPP	USL4P	90.87									
	4-Wire DS1 Digital Loop - UNE Zone 2		2	UEPPP	USL4P	155.43									
	4-Wire DS1 Digital Loop - UNE Zone 3		3	UEPPP	USL4P	261.89									
UNE Port Rate															
	Exchange Ports - 4-Wire ISDN DS1 Port (E:4/1/2004)			UEPPP	UEPPP	85.95	457.30	259.67	124.15	31.83					
NONRECURRING CHARGES - CURRENTLY COMBINED															
	4-Wire DS1 Digital Loop / 4-Wire ISDN DS1 Digital Trunk Port Combination - Conversion -Switch-as-is (E:4/1/2004)			UEPPP	USACP	0.00	119.34	78.73							
ADDITIONAL NRCs															
	4-Wire DS1 Loop/4-W ISDN Digtl Trk Port - Subsqt Actvy-Inward/two way Tel Nos. (except NC)			UEPPP	PR7TF		0.49	0.49							
	4-Wire DS1 Loop / 4-Wire ISDN DS1 Digital Trunk Port - Outward Tel Numbers (All States except NC)			UEPPP	PR7TO		11.54	11.54							
	4-Wire DS1 Loop / 4-Wire ISDN DS1 Digital Trk Port - Subsequent Inward Tel Numbers			UEPPP	PR7ZT		23.07	23.07							
LOCAL NUMBER PORTABILITY															
	Local Number Portability (1 per port)			UEPPP	LNPCN	1.75									
	Voice/Data			UEPPP	PR71V	0.00	0.00	0.00							
	Digital Data			UEPPP	PR71D	0.00	0.00	0.00							
	Inward Data			UEPPP	PR71E	0.00	0.00	0.00							
New or Additional "B" Channel															
	New or Additional - Voice/Data B Channel			UEPPP	PR7BV	0.00	14.56								
	New or Additional - Digital Data B Channel			UEPPP	PR7BF	0.00	14.56								
	New or Additional Inward Data B Channel			UEPPP	PR7BD	0.00	14.56								
CALL TYPES															
	Inward			UEPPP	PR7C1	0.00	0.00	0.00							
	Outward			UEPPP	PR7CO	0.00	0.00	0.00							
	Two-way			UEPPP	PR7CC	0.00	0.00	0.00							
Interoffice Channel Mileage															
	Fixed Each Including First Mile			UEPPP	1LN1A	77.4815	89.47	81.99	16.39	14.48					
	Each Airline-Fractional Additional Mile			UEPPP	1LN1B	0.3415									
4-WIRE DS1 DIGITAL LOOP WITH 4-WIRE DDITS TRUNK PORT															
The UNE-P DS1 combination rates below for in this rate exhibit apply to the embedded base in place as of 10/2/03 until 4/1/04. After 4/1/04 these rates shall revert to tariff rates or a separate commercial agreement.															
Requests for 4-Wire DS1 Digital Loop with 4-Wire DDITS after the effective date of this amendment shall be provided pursuant to a separate agreement or tariff at BellSouth's discretion.															
UNE Port/Loop Combination Rates															
	4W DS1 Digital Loop/4W DDITS Trunk Port - UNE Zone 1		1	UEPDC		149.77									
	4W DS1 Digital Loop/4W DDITS Trunk Port - UNE Zone 2		2	UEPDC		214.33									

UNBUNDLED NETWORK ELEMENTS - South Carolina

CATEGORY	RATE ELEMENTS	Interim	Zone	BCS	USOC	RATES (\$)				Svc Order Submitted Elec per LSR	Svc Order Submitted Manually per LSR	Incremental Charge - Manual Svc Order vs. Electronic-1st	Incremental Charge - Manual Svc Order vs. Electronic-Add'l	Incremental Charge - Manual Svc Order vs. Electronic-Disc 1st	Incremental Charge - Manual Svc Order vs. Electronic-Disc Add'l	
						Rec	Nonrecurring		Nonrecurring Disconnect		OSS Rates (\$)					
							First	Add'l	First	Add'l	SOMEc	SOMAN	SOMAN	SOMAN	SOMAN	SOMAN
	4W DS1 Digital Loop/4W DDITS Trunk Port - UNE Zone 3		3	UEPDC		320.78										
	UNE Loop Rates															
	4-Wire DS1 Digital Loop - UNE Zone 1		1	UEPDC	USLDC	90.87										
	4-Wire DS1 Digital Loop - UNE Zone 2		2	UEPDC	USLDC	155.43										
	4-Wire DS1 Digital Loop - UNE Zone 3		3	UEPDC	USLDC	261.89										
	UNE Port Rate															
	4-Wire DDITS Digital Trunk Port (E:4/1/2004)			UEPDC	UDD1T	58.90	455.50	253.79	117.55	14.20						
	NONRECURRING CHARGES - CURRENTLY COMBINED															
	4-Wire DS1 Digital Loop / 4-Wire DDITS Trunk Port Combination - Switch-as-is (E:4/1/2004)			UEPDC	USAC4		129.78	67.17								
	4-Wire DS1 Digital Loop / 4-Wire DDITS Trunk Port Combination - Conversion with DS1 Changes (E:4/1/2004)			UEPDC	USAWA		129.78	67.17								
	4-Wire DS1 Digital Loop / 4-Wire DDITS Trunk Port Combination - Conversion with Change - Trunk (E:4/1/2004)			UEPDC	USAWB		129.78	67.17								
	ADDITIONAL NRCs															
	4-Wire DS1 Loop / 4-Wire DDITS Trunk Port - NRC - Subsequent Channel Activation/Chan - 2-Way Trunk			UEPDC	UDTTA		14.51	14.51								
	4-Wire DS1 Loop / 4-Wire DDITS Trunk Port - Subsequent Channel Activation/Chan - 1-Way Outward Trunk			UEPDC	UDTTB		14.51	14.51								
	4-Wire DS1 Loop / 4-Wire DDITS Trunk Port - Subsqnt Channel Activation/Chan - Inward Trunk w/out DID			UEPDC	UDTTC		14.51	14.51								
	4-Wire DS1 Loop / 4-Wire DDITS Trunk Port - Subsqnt Chan Activation Per Chan - Inward Trunk with DID			UEPDC	UDTTD		14.51	14.51								
	4-Wire DS1 Loop / 4-Wire DDITS Trunk Port - Subsqnt Chan Activation / Chan - 2-Way DID w User Trans			UEPDC	UDTTE		14.51	14.51								
	BIPOLAR 8 ZERO SUBSTITUTION															
	B8ZS -Superframe Format			UEPDC	CCOSF		0.00i	605.00s								
	B8ZS - Extended Superframe Format			UEPDC	CCOEF		0.00i	605.00s								
	Alternate Mark Inversion															
	AMI -Superframe Format			UEPDC	MCOSF		0.00	0.00								
	AMI - Extended SuperFrame Format			UEPDC	MCOPO		0.00	0.00								
	Telephone Number/Trunk Group Establishment Charges															
	Telephone Number for 2-Way Trunk Group			UEPDC	UDTGX	0.00										
	Telephone Number for 1-Way Outward Trunk Group			UEPDC	UDTGY	0.00										
	Telephone Number for 1-Way Inward Trunk Group Without DID			UEPDC	UDTGZ	0.00										
	DID Numbers, Establish Trunk Group and Provide First Group of 20 DID Numbers			UEPDC	NDZ	0.00	0.00	0.00								
	DID Numbers for each Group of 20 DID Numbers			UEPDC	ND4	0.00										
	DID Numbers, Non- consecutive DID Numbers , Per Number			UEPDC	ND5	0.00	0.00	0.00								
	Reserve Non-Consecutive DID Nos.			UEPDC	ND6	0.00	0.00	0.00								
	Reserve DID Numbers			UEPDC	NDV	0.00	0.00	0.00								
	Dedicated DS1 (Interoffice Channel Mileage) - FX/FCO for 4-Wire DS1 Digital Loop with 4-Wire DDITS Trunk Port															
	Interoffice Channel Mileage - Fixed rate 0-8 miles (Facilities Termination)			UEPDC	1LNO1	77.14	89.47	81.99	16.39	14.48						
	Interoffice Channel Mileage - Additional rate per mile - 0-8 miles			UEPDC	1LNOA	0.3415	0.00	0.00								
	Interoffice Channel Mileage - Fixed rate 9-25 miles (Facilities Termination)			UEPDC	1LNO2	0.00	0.00	0.00								
	Interoffice Channel Mileage - Additional rate per mile - 9-25 miles			UEPDC	1LNOB	0.3415	0.00	0.00								
	Interoffice Channel Mileage - Fixed rate 25+ miles (Facilities Termination)			UEPDC	1LNO3	0.00	0.00	0.00								
	Interoffice Channel Mileage - Additional rate per mile - 25+ miles			UEPDC	1LNOC	0.3415	0.00	0.00								
	Local Number Portability, per DS0 Activated			UEPDC	LNPCP	3.15	0.00	0.00								
	Central Office Terminating Point			UEPDC	CTG	0.00										
	4-WIRE DS1 LOOP WITH CHANNELIZATION WITH PORT															
	System is 1 DS1 Loop, 1 D4 Channel Bank, and up to 24 Feature Activations															
	Each System can have up to 24 combinations of rates depending on type and number of ports used															

UNBUNDLED NETWORK ELEMENTS - South Carolina											Attachment: 2		Exhibit: A					
CATEGORY	RATE ELEMENTS				Interi m	Zone	BCS	USOC	RATES (\$)				Svc Order Submitted Elec per LSR	Svc Order Submitted Manually per LSR	Incremental Charge - Manual Svc Order vs. Electronic- 1st	Incremental Charge - Manual Svc Order vs. Electronic- Add'l	Incremental Charge - Manual Svc Order vs. Electronic- Disc 1st	Incremental Charge - Manual Svc Order vs. Electronic- Disc Add'l
								Rec	Nonrecurring		Nonrecurring Disconnect		OSS Rates (\$)					
									First	Add'l	First	Add'l	SOMEc	SOMAN	SOMAN	SOMAN	SOMAN	SOMAN
The UNE-P DS1 combination rates below for 4-Wire DS1 Loop with Channelization with Port in this rate exhibit apply to the embedded base in place as of 10/2/03 until 4/1/04. After 4/1/04 these rates shall revert to tariff rates or a separate agreement.																		
Requests for 4-Wire DS1 Loop with Channelization with Port after the effective date of this amendment shall be provided pursuant to a separate agreement or tariff at BellSouth's discretion.																		
UNE DS1 Loop																		
	4-Wire DS1 Loop - UNE Zone 1					1	UEPMG	USLDC	90.87	0.00	0.00							
	4-Wire DS1 Loop - UNE Zone 2					2	UEPMG	USLDC	155.43	0.00	0.00							
	4-Wire DS1 Loop - UNE Zone 3					3	UEPMG	USLDC	261.89	0.00	0.00							
UNE DSO Channelization Capacities (D4 Channel Bank Configurations)																		
	24 DSO Channel Capacity - 1 per DS1						UEPMG	VUM24	82.78	0.00	0.00							
	48 DSO Channel Capacity - 1 per 2 DS1s						UEPMG	VUM48	165.56	0.00	0.00							
	96 DSO Channel Capacity -1per 4 DS1s						UEPMG	VUM96	331.12	0.00	0.00							
	144 DSO Channel Capacity - 1 per 6 DS1s						UEPMG	VUM14	496.68	0.00	0.00							
	192 DSO Channel Capacity -1 per 8 DS1s						UEPMG	VUM19	662.24	0.00	0.00							
	240 DSO Channel Capacity - 1 per 10 DS1s						UEPMG	VUM20	827.80	0.00	0.00							
	288 DSO Channel Capacity - 1 per 12 DS1s						UEPMG	VUM28	993.36	0.00	0.00							
	384 DSO Channel Capacity - 1 per 16 DS1s						UEPMG	VUM38	1,324.48	0.00	0.00							
	480 DSO Channel Capacity - 1 per 20 DS1s						UEPMG	VUM40	1,655.60	0.00	0.00							
	576 DSO Channel Capacity -1 per 24 DS1s						UEPMG	VUM57	1,986.72	0.00	0.00							
	672 DSO Channel Capacity - 1 per 28 DS1s						UEPMG	VUM67	2,317.84	0.00	0.00							
Non-Recurring Charges (NRC) Associated with 4-Wire DS1 Loop with Channelization with Port - Conversion Charge Based on a System																		
A Minimum System configuration is One (1) DS1, One (1) D4 Channel Bank, and Up To 24 DSO Ports with Feature Activations.																		
Multiples of this configuration functioning as one are considered Add'l after the minimum system configuration is counted.																		
	NRC - Conversion (Currently Combined) with or without BellSouth Allowed Changes						UEPMG	USAC4	0.00	150.81	8.38							
System Additions at End User Locations Where 4-Wire DS1 Loop with Channelization with Port Combination Currently Exists and New (Not Currently Combined) in all states, except in Density Zone 1 of Top 8 MSA's																		
	1 DS1/D4 Channel Bank - Additionally Add NRC for each Port and Assoc Fea Activation (E:4/1/2004)						UEPMG	VUMD4	0.00	717.71	425.81	149.08	17.69					
Bipolar 8 Zero Substitution																		
	Clear Channel Capability Format, superframe - Subsequent Activity Only						UEPMG	CCOSF	0.00	0.00i	605.00s							
	Clear Channel Capability Format - Extended Superframe - Subsequent Activity Only						UEPMG	CCOEF	0.00	0.00i	605.00s							
Alternate Mark Inversion (AMI)																		
	Superframe Format						UEPMG	MCOSF	0.00	0.00	0.00							
	Extended Superframe Format						UEPMG	MCOPO	0.00	0.00	0.00							
Exchange Ports Associated with 4-Wire DS1 Loop with Channelization with Port																		
Exchange Ports																		
	Line Side Combination Channelized PBX Trunk Port - Business (E:4/1/2004)						UEPPX	UEPCX	1.13	0.00	0.00	0.00	0.00					
	Line Side Outward Channelized PBX Trunk Port - Business (E:4/1/2004)						UEPPX	UEPOX	1.13	0.00	0.00	0.00	0.00					
	Line Side Inward Only Channelized PBX Trunk Port without DID (E:4/1/2004)						UEPPX	UEP1X	1.13	0.00	0.00	0.00	0.00					
	2-Wire Trunk Side Unbundled Channelized DID Trunk Port (E:4/1/2004)						UEPPX	UEPDM	7.09	0.00	0.00	0.00	0.00					
Feature Activations - Unbundled Loop Concentration																		
	Feature (Service) Activation for each Line Port Terminated in D4 Bank						UEPPX	1PQWM	0.56	25.45	13.44	4.20	4.17					
	Feature (Service) Activation for each Trunk Port Terminated in D4 Bank						UEPPX	1PQUW	0.56	78.31	18.46	59.37	11.60					
Telephone Number/ Group Establishment Charges for DID Service																		
	DID Trunk Termination (1 per Port)						UEPPX	NDT	0.00	0.00	0.00							
	Estab Trk Grp and Provide 1st 20 DID Nos. (FL,GA, NC,& SC)						UEPPX	NDZ	0.00	0.00	0.00							
	DID Numbers - groups of 20 - Valid all States						UEPPX	ND4	0.00	0.00	0.00							
	Non-Consecutive DID Numbers - per number						UEPPX	ND5	0.00	0.00	0.00							
	Reserve Non-Consecutive DID Numbers						UEPPX	ND6	0.00	0.00	0.00							
	Reserve DID Numbers						UEPPX	NDV	0.00	0.00	0.00							
Local Number Portability																		
	Local Number Portability - 1 per port						UEPPX	LNPCP	3.15	0.00	0.00							

UNBUNDLED NETWORK ELEMENTS - South Carolina											Attachment: 2		Exhibit: A			
CATEGORY	RATE ELEMENTS				Interim	Zone	BCS	USOC	RATES (\$)		Svc Order Submitted Elec per LSR	Svc Order Submitted Manually per LSR	Incremental Charge - Manual Svc Order vs. Electronic-1st	Incremental Charge - Manual Svc Order vs. Electronic-Add'l	Incremental Charge - Manual Svc Order vs. Electronic-Disc 1st	Incremental Charge - Manual Svc Order vs. Electronic-Disc Add'l
								Rec	Nonrecurring		Nonrecurring Disconnect		OSS Rates (\$)			
									First	Add'l	First	Add'l	SOME C	SOMAN	SOMAN	SOMAN
	FEATURES - Vertical and Optional															
	Local Switching Features Offered with Line Side Ports Only															
	[All Features Available						UEPPX	UEPVF	3.04	0.00	0.00					
UNBUNDLED CENTREX PORT/LOOP COMBINATIONS - COST BASED RATES																
	1. Cost Based Rates are applied where BellSouth is required by FCC and/or State Commission rule to provide Unbundled Local Switching or Switch Ports.															
	2. Features shall apply to the Unbundled Port/Loop Combination - Cost Based Rate section in the same manner as they are applied to the Stand-Alone Unbundled Port section of this Rate Exhibit.															
	3. End Office and Tandem Switching Usage and Common Transport Usage rates in the Port section of this rate exhibit shall apply to all combinations of loop/port network elements except for UNE Coin Port/Loop Combinations.															
	4. The first and additional Port nonrecurring charges apply to Not Currently Combined Combos. For Currently Combined Combos, the nonrecurring charges shall be those identified in the Nonrecurring - Currently Combined sections. Additional NRCs may apply also and are categorized accordingly.															
	5. Market Rates for Unbundled Centrex Port/Loop Combination will be negotiated on an Individual Case Basis, until further notice.															
	UNE-P CENTREX - 5ESS (Valid in All States)															
	2-Wire VG Loop/2-Wire Voice Grade Port (Centrex) Combo															
	UNE Port/Loop Combination Rates (Non-Design)															
		2-Wire VG Loop/2-Wire Voice Grade Port (Centrex) Port Combo - Non-Design				1	UEP95		14.89							
		2-Wire VG Loop/2-Wire Voice Grade Port (Centrex)Port Combo - Non-Design				2	UEP95		21.52							
		2-Wire VG Loop/2-Wire Voice Grade Port (Centrex)Port Combo - Non-Design				3	UEP95		27.17							
	UNE Port/Loop Combination Rates (Design)															
		2-Wire VG Loop/2-Wire Voice Grade Port (Centrex) Port Combo - Design				1	UEP95		17.81							
		2-Wire VG Loop/2-Wire Voice Grade Port (Centrex)Port Combo - Design				2	UEP95		24.26							
		2-Wire VG Loop/2-Wire Voice Grade Port (Centrex)Port Combo - Design				3	UEP95		29.59							
	UNE Loop Rate															
		2-Wire Voice Grade Loop (SL 1) - Zone 1				1	UEP95	UECS1	13.76							
		2-Wire Voice Grade Loop (SL 1) - Zone 2				2	UEP95	UECS1	20.38							
		2-Wire Voice Grade Loop (SL 1) - Zone 3				3	UEP95	UECS1	26.04							
		2-Wire Voice Grade Loop (SL 2) - Zone 1				1	UEP95	UECS2	16.68							
		2-Wire Voice Grade Loop (SL 2) - Zone 2				2	UEP95	UECS2	23.13							
		2-Wire Voice Grade Loop (SL 2) - Zone 3				3	UEP95	UECS2	28.46							
	UNE Port Rate															
	All States															
		2-Wire Voice Grade Port (Centrex) Basic Local Area					UEP95	UEPYA	1.13	40.30	19.90	24.98	6.65			
		2-Wire Voice Grade Port (Centrex 800 termination)					UEP95	UEPYB	1.13	40.30	19.90	24.98	6.65			
		2-Wire Voice Grade Port (Centrex with Caller ID)1Basic Local Area					UEP95	UEPYH	1.13	40.30	19.90	24.98	6.65			
		2-Wire Voice Grade Port (Centrex from diff Serving Wire Center)2,3 Basic Local Area					UEP95	UEPYM	1.13	108.36	70.71	54.47	11.94			
		2-Wire Voice Grade Port, Diff Serving Wire Center 2,3 - 800 Service Term - Basic Local Area					UEP95	UEPYZ	1.13	108.36	70.71	54.47	11.94			
		2-Wire Voice Grade Port terminated in on Megalink or equivalent - Basic Local Area					UEP95	UEPY9	1.13	40.30	19.90	24.98	6.65			
		2-Wire Voice Grade Port Terminated on 800 Service Term - Basic Local Area					UEP95	UEPY2	1.13	40.30	19.90	24.98	6.65			
	AL, KY, LA, MS, SC, & TN Only															
		2-Wire Voice Grade Port (Centrex)					UEP95	UEPQA	1.13	40.30	19.90	24.98	6.65			
		2-Wire Voice Grade Port (Centrex 800 termination)					UEP95	UEPQB	1.13	40.30	19.90	24.98	6.65			
		2-Wire Voice Grade Port (Centrex with Caller ID)1					UEP95	UEPQH	1.13	40.30	19.90	24.98	6.65			
		2-Wire Voice Grade Port (Centrex from diff Serving Wire Center)2,3					UEP95	UEPQM	1.13	108.36	70.71	54.47	11.94			
		2-Wire Voice Grade Port, Diff Serving Wire Center - 800 Service Term 2,3					UEP95	UEPQZ	1.13	108.36	70.71	54.47	11.94			
		2-Wire Voice Grade Port terminated in on Megalink or equivalent					UEP95	UEPQ9	1.13	40.30	19.90	24.98	6.65			
		2-Wire Voice Grade Port Terminated on 800 Service Term					UEP95	UEPQ2	1.13	40.30	19.90	24.98	6.65			
	Local Switching															

UNBUNDLED NETWORK ELEMENTS - South Carolina											Attachment: 2		Exhibit: A					
CATEGORY	RATE ELEMENTS				Interim	Zone	BCS	USOC	RATES (\$)				Svc Order Submitted Elec per LSR	Svc Order Submitted Manually per LSR	Incremental Charge - Manual Svc Order vs. Electronic-1st	Incremental Charge - Manual Svc Order vs. Electronic-Add'l	Incremental Charge - Manual Svc Order vs. Electronic-Disc 1st	Incremental Charge - Manual Svc Order vs. Electronic-Disc Add'l
								Rec	Nonrecurring		Nonrecurring Disconnect		OSS Rates (\$)					
									First	Add'l	First	Add'l	SOMEc	SOMAN	SOMAN	SOMAN	SOMAN	SOMAN
								</										

UNBUNDLED NETWORK ELEMENTS - South Carolina

CATEGORY		RATE ELEMENTS	Interim	Zone	BCS	USOC		RATES (\$)	Svc Order Submitted Elec per LSR	Svc Order Submitted Manually per LSR	Incremental Charge - Manual Svc Order vs. Electronic-1st	Incremental Charge - Manual Svc Order vs. Electronic-Add'l	Incremental Charge - Manual Svc Order vs. Electronic-Disc 1st	Incremental Charge - Manual Svc Order vs. Electronic-Disc Add'l			
							Rec	Nonrecurring	Nonrecurring Disconnect	OSS Rates (\$)							
								First	Add'l	First	Add'l	SOME C	SOMAN	SOMAN	SOMAN	SOMAN	SOMAN
		2-Wire VG Loop/2-Wire Voice Grade Port (Centrex)Port Combo - Design		3	UEP9D		29.59										
		UNE Loop Rate															
		2-Wire Voice Grade Loop (SL 1) - Zone 1		1	UEP9D	UECS1	13.76										
		2-Wire Voice Grade Loop (SL 1) - Zone 2		2	UEP9D	UECS1	20.38										
		2-Wire Voice Grade Loop (SL 1) - Zone 3		3	UEP9D	UECS1	26.04										
		2-Wire Voice Grade Loop (SL 2) - Zone 1		1	UEP9D	UECS2	16.68										
		2-Wire Voice Grade Loop (SL 2) - Zone 2		2	UEP9D	UECS2	23.13										
		2-Wire Voice Grade Loop (SL 2) - Zone 3		3	UEP9D	UECS2	28.46										
		UNE Port Rate															
		ALL STATES															
		2-Wire Voice Grade Port (Centrex) Basic Local Area			UEP9D	UEPYA	1.13	40.30	19.90	24.98	6.65						
		2-Wire Voice Grade Port (Centrex 800 termination)Basic Local Area			UEP9D	UEPYB	1.13	40.30	19.90	24.98	6.65						
		2-Wire Voice Grade Port (Centrex / EBS-PSET)3Basic Local Area			UEP9D	UEPYC	1.13	40.30	19.90	24.98	6.65						
		2-Wire Voice Grade Port (Centrex / EBS-M5009)3Basic Local Area			UEP9D	UEPYD	1.13	40.30	19.90	24.98	6.65						
		2-Wire Voice Grade Port (Centrex / EBS-M5209))3 Basic Local Area			UEP9D	UEPYE	1.13	40.30	19.90	24.98	6.65						
		2-Wire Voice Grade Port (Centrex / EBS-M5112))3 Basic Local Area			UEP9D	UEPYF	1.13	40.30	19.90	24.98	6.65						
		2-Wire Voice Grade Port (Centrex / EBS-M5312))3Basic Local Area			UEP9D	UEPYG	1.13	40.30	19.90	24.98	6.65						
		2-Wire Voice Grade Port (Centrex / EBS-M5008))3 Basic Local Area			UEP9D	UEPYT	1.13	40.30	19.90	24.98	6.65						
		2-Wire Voice Grade Port (Centrex / EBS-M5208))3 Basic Local Area			UEP9D	UEPYU	1.13	40.30	19.90	24.98	6.65						
		2-Wire Voice Grade Port (Centrex / EBS-M5216))3 Basic Local Area			UEP9D	UEPYV	1.13	40.30	19.90	24.98	6.65						
		2-Wire Voice Grade Port (Centrex / EBS-M5316))3 Basic Local Area			UEP9D	UEPY3	1.13	40.30	19.90	24.98	6.65						
		2-Wire Voice Grade Port (Centrex with Caller ID) Basic Local Area			UEP9D	UEPYH	1.13	40.30	19.90	24.98	6.65						
		2-Wire Voice Grade Port (Centrex/Caller ID/Msg Wtg Lamp Indication))4 Basic Local Area			UEP9D	UEPYW	1.13	40.30	19.90	24.98	6.65						
		2-Wire Voice Grade Port (Centrex/Msg Wtg Lamp Indication))4 Basic Local Area			UEP9D	UEPYJ	1.13	40.30	19.90	24.98	6.65						
		2-Wire Voice Grade Port (Centrex from diff Serving Wire Center) 2,3-Basic Local Area			UEP9D	UEPYM	1.13	108.36	70.71	54.47	11.94						
		2-Wire Voice Grade Port (Centrex/differ SWC /EBS-PSET)2,3,4 Basic Local Area			UEP9D	UEPYO	1.13	108.36	70.71	54.47	11.94						
		2-Wire Voice Grade Port (Centrex/differ SWC /EBS-M5009)2,3,4 Basic Local Area			UEP9D	UEPYP	1.13	108.36	70.71	54.47	11.94						
		2-Wire Voice Grade Port (Centrex/differ SWC /EBS-5209)2,3,4 Basic Local Area			UEP9D	UEPYQ	1.13	108.36	70.71	54.47	11.94						
		2-Wire Voice Grade Port (Centrex/differ SWC /EBS-M5112)2,3,4 Basic Local Area			UEP9D	UEPYR	1.13	108.36	70.71	54.47	11.94						
		2-Wire Voice Grade Port (Centrex/differ SWC /EBS-M5312)2,3,4 Basic Local Area			UEP9D	UEPYS	1.13	108.36	70.71	54.47	11.94						
		2-Wire Voice Grade Port (Centrex/differ SWC /EBS-M5008)2,3,4 Basic Local Area			UEP9D	UEPY4	1.13	108.36	70.71	54.47	11.94						
		2-Wire Voice Grade Port (Centrex/differ SWC /EBS-M5208)2, 3 Basic Local Area			UEP9D	UEPY5	1.13	108.36	70.71	54.47	11.94						
		2-Wire Voice Grade Port (Centrex/differ SWC /EBS-M5216)2,3,4 Basic Local Area			UEP9D	UEPY6	1.13	108.36	70.71	54.47	11.94						
		2-Wire Voice Grade Port (Centrex/differ SWC /EBS-M5316)2,3,4 Basic Local Area			UEP9D	UEPY7	1.13	108.36	70.71	54.47	11.94						

UNBUNDLED NETWORK ELEMENTS - South Carolina												Attachment: 2		Exhibit: A		
CATEGORY		RATE ELEMENTS	Interim	Zone	BCS	USOC	RATES (\$)				Svc Order Submitted Elec per LSR	Svc Order Submitted Manually per LSR	Incremental Charge - Manual Svc Order vs. Electronic-1st	Incremental Charge - Manual Svc Order vs. Electronic-Add'l	Incremental Charge - Manual Svc Order vs. Electronic-Disc 1st	Incremental Charge - Manual Svc Order vs. Electronic-Disc Add'l
							Rec	Nonrecurring		Nonrecurring Disconnect		OSS Rates (\$)				
								First	Add'l	First	Add'l	SOMEc	SOMAN	SOMAN	SOMAN	SOMAN
		2-Wire Voice Grade Port, Diff Serving Wire Center - 800 Service Term 2,3			UEP9D	UEPYZ	1.13	108.36	70.71	54.47	11.94					
		2-Wire Voice Grade Port terminated in on Megalink or equivalent Basic Local Area			UEP9D	UEPY9	1.13	40.30	19.90	24.98	6.65					
		2-Wire Voice Grade Port Terminated on 800 Service Term Basic Local Area			UEP9D	UEPY2	1.13	40.30	19.90	24.98	6.65					
	AL, KY, LA, MS, SC, & TN Only															
		2-Wire Voice Grade Port (Centrex)			UEP9D	UEPQA	1.13	40.30	19.90	24.98	6.65					
		2-Wire Voice Grade Port (Centrex 800 termination)			UEP9D	UEPQB	1.13	40.30	19.90	24.98	6.65					
		2-Wire Voice Grade Port (Centrex / EBS-PSET)4			UEP9D	UEPQC	1.13	40.30	19.90	24.98	6.65					
		2-Wire Voice Grade Port (Centrex / EBS-M5009)4			UEP9D	UEPQD	1.13	40.30	19.90	24.98	6.65					
		2-Wire Voice Grade Port (Centrex / EBS-M5209)4			UEP9D	UEPQE	1.13	40.30	19.90	24.98	6.65					
		2-Wire Voice Grade Port (Centrex / EBS-M5112)4			UEP9D	UEPQF	1.13	40.30	19.90	24.98	6.65					
		2-Wire Voice Grade Port (Centrex / EBS-M5312)4			UEP9D	UEPQG	1.13	40.30	19.90	24.98	6.65					
		2-Wire Voice Grade Port (Centrex / EBS-M5008)4			UEP9D	UEPQT	1.13	40.30	19.90	24.98	6.65					
		2-Wire Voice Grade Port (Centrex / EBS-M5208)4			UEP9D	UEPQU	1.13	40.30	19.90	24.98	6.65					
		2-Wire Voice Grade Port (Centrex / EBS-M5216)4			UEP9D	UEPQV	1.13	40.30	19.90	24.98	6.65					
		2-Wire Voice Grade Port (Centrex / EBS-M5316)4			UEP9D	UEPQ3	1.13	40.30	19.90	24.98	6.65					
		2-Wire Voice Grade Port (Centrex with Caller ID)			UEP9D	UEPQH	1.13	40.30	19.90	24.98	6.65					
		2-Wire Voice Grade Port (Centrex/Caller ID/Msg Wtg Lamp Indication)4			UEP9D	UEPQW	1.13	40.30	19.90	24.98	6.65					
		2-Wire Voice Grade Port (Centrex/Msg Wtg Lamp Indication)4			UEP9D	UEPQJ	1.13	40.30	19.90	24.98	6.65					
		2-Wire Voice Grade Port (Centrex from diff Serving Wire Center) 2,3			UEP9D	UEPQM	1.13	108.36	70.71	54.47	11.94					
		2-Wire Voice Grade Port (Centrex/differ SWC /EBS-PSET)2,3,4			UEP9D	UEPQO	1.13	108.36	70.71	54.47	11.94					
		2-Wire Voice Grade Port (Centrex/differ SWC /EBS-M5009)2,3,4			UEP9D	UEPQP	1.13	108.36	70.71	54.47	11.94					
		2-Wire Voice Grade Port (Centrex/differ SWC /EBS-5209)2,3,4			UEP9D	UEPQQ	1.13	108.36	70.71	54.47	11.94					
		2-Wire Voice Grade Port (Centrex/differ SWC /EBS-M5112)2,3,4			UEP9D	UEPQR	1.13	108.36	70.71	54.47	11.94					
		2-Wire Voice Grade Port (Centrex/differ SWC /EBS-M5312)2,3,4			UEP9D	UEPQS	1.13	108.36	70.71	54.47	11.94					
		2-Wire Voice Grade Port (Centrex/differ SWC /EBS-M5008)2,3,4			UEP9D	UEPQ4	1.13	108.36	70.71	54.47	11.94					
		2-Wire Voice Grade Port (Centrex/differ SWC /EBS-M5208)2,3,4			UEP9D	UEPQ5	1.13	108.36	70.71	54.47	11.94					
		2-Wire Voice Grade Port (Centrex/differ SWC /EBS-M5216)2,3,4			UEP9D	UEPQ6	1.13	108.36	70.71	54.47	11.94					
		2-Wire Voice Grade Port (Centrex/differ SWC /EBS-M5316)2,3,4			UEP9D	UEPQ7	1.13	108.36	70.71	54.47	11.94					
		2-Wire Voice Grade Port, Diff Serving Wire Center - 800 Service Term 2,3			UEP9D	UEPQZ	1.13	108.36	70.71	54.47	11.94					
		2-Wire Voice Grade Port terminated in on Megalink or equivalent			UEP9D	UEPQ9	1.13	40.30	19.90	24.98	6.65					
		2-Wire Voice Grade Port Terminated on 800 Service Term			UEP9D	UEPQ2	1.13	40.30	19.90	24.98	6.65					
	Local Switching															
		Centrex Intercom Funtionality, per port			UEP9D	URECS	0.7996									
	Local Number Portability															
		Local Number Portability (1 per port)			UEP9D	LNPC	0.35									
	Features															
		All Standard Features Offered, per port			UEP9D	UEPVF	3.04									
		All Select Features Offered, per port			UEP9D	UEPVS	0.00	406.42								
		All Centrex Control Features Offered, per port			UEP9D	UEPVC	3.04									
	NARS															
		Unbundled Network Access Register - Combination			UEP9D	UARCX	0.00	0.00	0.00	0.00	0.00					
		Unbundled Network Access Register - Inward			UEP9D	UAR1X	0.00	0.00	0.00	0.00	0.00					
		Unbundled Network Access Register - Outdial			UEP9D	UAROY	0.00	0.00	0.00	0.00	0.00					

UNBUNDLED NETWORK ELEMENTS - South Carolina											Attachment: 2		Exhibit: A			
CATEGORY	RATE ELEMENTS	Interim	Zone	BCS	USOC	RATES (\$)				Svc Order Submitted Elec per LSR	Svc Order Submitted Manually per LSR	Incremental Charge - Manual Svc Order vs. Electronic-1st	Incremental Charge - Manual Svc Order vs. Electronic-Add'l	Incremental Charge - Manual Svc Order vs. Electronic-Disc 1st	Incremental Charge - Manual Svc Order vs. Electronic-Disc Add'l	
						Rec	Nonrecurring		Nonrecurring Disconnect		OSS Rates (\$)					
							First	Add'l	First	Add'l	SOME C	SOMAN	SOMAN	SOMAN	SOMAN	SOMAN
	Miscellaneous Terminations															
	2-Wire Trunk Side															
	Trunk Side Terminations, each			UEP9D	CEND6	8.86	119.57	18.78	60.03	3.77						
	4-Wire Digital (1.544 Megabits)															
	DS1 Circuit Terminations, each			UEP9D	M1HD1	73.62	202.47	95.90	72.75	2.47						
	DS0 Channels Activated per Channel			UEP9D	M1HDO	0.00	14.51									
	Interoffice Channel Mileage - 2-Wire															
	Interoffice Channel Facilities Termination			UEP9D	M1GBC	24.30	40.63	27.47	16.77	6.91						
	Interoffice Channel mileage, per mile or fraction of mile			UEP9D	M1GBM	0.0167										
	Feature Activations (DS0) Centrex Loops on Channelized DS1 Service															
	D4 Channel Bank Feature Activations															
	Feature Activation on D-4 Channel Bank Centrex Loop Slot			UEP9D	1PQWS	0.56										
	Feature Activation on D-4 Channel Bank FX line Side Loop Slot			UEP9D	1PQW6	0.56										
	Feature Activation on D-4 Channel Bank FX Trunk Side Loop Slot			UEP9D	1PQW7	0.56										
	Feature Activation on D-4 Channel Bank Centrex Loop Slot - Different Wire Center			UEP9D	1PQWP	0.56										
	Feature Activation on D-4 Channel Bank Private Line Loop Slot			UEP9D	1PQWV	0.56										
	Feature Activation on D-4 Channel Bank Tjle Line/Trunk Loop Slot			UEP9D	1PQWQ	0.56										
	Feature Activation on D-4 Channel Bank WATS Loop Slot			UEP9D	1PQWA	0.56										
	Non-Recurring Charges (NRC) Associated with UNE-P Centrex															
	NRC Conversion Currently Combined Switch-As-Is with allowed changes, per port			UEP9D	USAC2		37.93	16.72								
	New Centrex Standard Common Block			UEP9D	M1ACS	0.00	668.70									
	New Centrex Customized Common Block			UEP9D	M1ACC	0.00	668.70									
	NAR Establishment Charge, Per Occasion			UEP9D	URECA	0.00	72.89									
	Additional Non-Recurring Charges (NRC)															
	Unbundled Miscellaneous Rate Element, Tag Loop at End Use Premise			UEP9D	URETL		8.33	0.83								
	Unbundled Miscellaneous Rate Element, Tag Design Loop at End Use Premise			UEP9D	URETN		11.24	1.10								
	Note 1 - Required Port for Centrex Control in 1AESS, 5ESS & EWSD															
	Note 2 - Requires Interoffice Channel Mileage															
	Note 3 - Installation is combination of Installation charge for SL2 Loop and Port															
	Note 4 - Requires Specific Customer Premises Equipment															
	Note: Rates displaying an "R" in Interim column are interim and subject to rate true-up as set forth in General Terms and Conditions.															

UNBUNDLED NETWORK ELEMENTS - Tennessee											Attachment: 2		Exhibit: A			
CATEGORY	RATE ELEMENTS	Interim	Zone	BCS	USOC	RATES (\$)				Svc Order Submitted Elec per LSR	Svc Order Submitted Manually per LSR	Incremental Charge - Manual Svc Order vs. Electronic-1st	Incremental Charge - Manual Svc Order vs. Electronic-Add'l	Incremental Charge - Manual Svc Order vs. Electronic-Disc 1st	Incremental Charge - Manual Svc Order vs. Electronic-Disc Add'l	
						Rec	Nonrecurring		Nonrecurring Disconnect		OSS Rates (\$)					
							First	Add'l	First	Add'l	SOME C	SOMAN	SOMAN	SOMAN	SOMAN	SOMAN
The "Zone" shown in the sections for stand-alone loops or loops as part of a combination refers to Geographically Deaveraged UNE Zones. To view Geographically Deaveraged UNE Zone Designations by Central Office, refer to internet Website: http://www.interconnection.bellsouth.com/become_a_clec/html/interconnection.htm																
OPERATIONAL SUPPORT SYSTEMS (OSS) - "REGIONAL RATES"																
NOTE: (1) CLEC should contact its contract negotiator if it prefers the "state specific" OSS charges as ordered by the State Commissions. The OSS charges currently contained in this rate exhibit are the BellSouth "regional" service ordering charges. CLEC may elect either the state specific Commission ordered rates for the service ordering charges, or CLEC may elect the regional service ordering charge, however, CLEC can not obtain a mixture of the two regardless if CLEC has a interconnection contract established in each of the 9 states.																
NOTE: (2) Any element that can be ordered electronically will be billed according to the SOME C rate listed in this category. Please refer to BellSouth's Local Ordering Handbook (LOH) to determine if a product can be ordered electronically. For those elements that cannot be ordered electronically at present per the LOH, the listed SOME C rate in this category reflects the charge that would be billed to a CLEC once electronic ordering capabilities come on-line for that element. Otherwise, the manual ordering charge, SOMAN, will be applied to a CLECs bill when it submits an LSR to BellSouth.																
NOTE: (3) OSS - Manual Service Order Charge, Per Element - UNE Only **Please see applicable rate element for SOMAN charge**																
	OSS - Electronic Service Order Charge, Per Local Service Request (LSR) - UNE Only				SOME C		3.50	0.00	3.50	0.00						
UNE SERVICE DATE ADVANCEMENT CHARGE																
NOTE: The Expedite charge will be maintained commensurate with BellSouth's FCC No.1 Tariff, Section 5 as applicable.																
				UAL, UEANL, UCL, UEF, UDF, UEQ, UDL, UENTW, UDN, UEA, UHL, ULC, USL, U1T12, U1T48, U1TD1, U1TD3, U1TDX, U1TO3, U1TS1, U1TVX, UC1BC, UC1BL, UC1CC, UC1CL, UC1DC, UC1DL, UC1EC, UC1EL, UC1FC, UC1FL, UC1GC, UC1GL, UC1HC, UC1HL, UDL12, UDL48, UDLO3, UDLSX, UE3, ULD12, ULD48, ULDD1, ULDD3, ULDDX, ULDO3, ULDS1, ULDVX, UNC1X, UNC3X, UNCDX, UNCNX, UNCSX, UNCVX, UNLD1, UNLD3, UXTD1, UXTD3, UXTS1, U1TUC, U1TUD, U1TUB, U1TUA	SDASP		200.00									
UNE Expedite Charge per Circuit or Line Assignable USOC, per Day																
UNBUNDLED EXCHANGE ACCESS LOOP																
2-WIRE ANALOG VOICE GRADE LOOP																
	2-Wire Analog Voice Grade Loop - Service Level 1- Zone 1		1	UEANL	UEAL2		13.19	31.99	20.02	10.65	1.41		20.35	10.54	13.32	13.32
	2-Wire Analog Voice Grade Loop - Service Level 1- Zone 2		2	UEANL	UEAL2		17.23	31.99	20.02	10.65	1.41		20.35	10.54	13.32	13.32
	2-Wire Analog Voice Grade Loop - Service Level 1- Zone 3		3	UEANL	UEAL2		22.53	31.99	20.02	10.65	1.41		20.35	10.54	13.32	13.32
	2-Wire Analog Voice Grade Loop - Service Level 1- Zone 1		1	UEANL	UEASL		13.19	31.99	20.02	10.65	1.41		20.35	10.54	13.32	13.32
	2-Wire Analog Voice Grade Loop - Service Level 1- Zone 2		2	UEANL	UEASL		17.23	31.99	20.02	10.65	1.41		20.35	10.54	13.32	13.32
	2-Wire Analog Voice Grade Loop - Service Level 1- Zone 3		3	UEANL	UEASL		22.53	31.99	20.02	10.65	1.41		20.35	10.54	13.32	13.32
	Unbundled Miscellaneous Rate Element, Tag Loop at End User Premise			UEANL	URETL		8.33	0.83					20.35	10.54	13.32	13.32
	Loop Testing - Basic 1st Half Hour			UEANL	URET1		78.92	78.92					20.35	10.54	13.32	13.32
	Loop Testing - Basic Additional Half Hour			UEANL	URETA		23.33	23.33					20.35	10.54	13.32	13.32
	CLEC to CLEC Conversion Charge Without Outside Dispatch (UVL-SL1)			UEANL	UREWO		15.80	8.95					20.35	10.54	13.32	13.32

UNBUNDLED NETWORK ELEMENTS - Tennessee											Attachment: 2		Exhibit: A				
CATEGORY	RATE ELEMENTS		Interim	Zone	BCS	USOC	RATES (\$)				Svc Order Submitted Elec per LSR	Svc Order Submitted Manually per LSR	Incremental Charge - Manual Svc Order vs. Electronic-1st	Incremental Charge - Manual Svc Order vs. Electronic-Add'l	Incremental Charge - Manual Svc Order vs. Electronic-Disc 1st	Incremental Charge - Manual Svc Order vs. Electronic-Disc Add'l	
							Rec	Nonrecurring	Add'l	Nonrecurring Disconnect	OSS Rates (\$)						
								First	Add'l	First	Add'l	SOMEc	SOMAN	SOMAN	SOMAN	SOMAN	SOMAN
		Unbundled Voice Loop, Non-Design Voice Loop, billing for BST providing make-up (Engineering Information - E.I.)			UEANL	UEANM		28.80	28.80								
		Manual Order Coordination for UVL-SL1s (per loop)			UEANL	UEAMC		36.52	36.52								
		Order Coordination for Specified Conversion Time for UVL-SL1 (per LSR)			UEANL	OCOSL		34.29	34.29								
	2-WIRE Unbundled COPPER LOOP																
		2-Wire Unbundled Copper Loop - Non-Designed Zone 1		1	UEQ	UEQ2X	13.19	31.99	20.02	10.65	1.41			20.35	10.54	13.32	13.32
		2 Wire Unbundled Copper Loop - Non-Designed - Zone 2		2	UEQ	UEQ2X	17.23	31.99	20.02	10.65	1.41			20.35	10.54	13.32	13.32
		2 Wire Unbundled Copper Loop - Non-Designed - Zone 3		3	UEQ	UEQ2X	22.53	31.99	20.02	10.65	1.41			20.35	10.54	13.32	13.32
		Unbundled Miscellaneous Rate Element, Tag Loop at End User Premise			UEQ	URETL		8.33	0.83					20.35	10.54	13.32	13.32
		Manual Order Coordination 2 Wire Unbundled Copper Loop - Non-Designed (per loop)			UEQ	USBMC		36.52	36.52								
		Unbundled Copper Loop, Non-Design Copper Loop, billing for BST providing make-up (Engineering Information - E.I.)			UEQ	UEQMU		28.80	28.80					20.35	10.54	13.32	13.32
		Loop Testing - Basic 1st Half Hour			UEQ	URET1		78.92	78.92					20.35	10.54	13.32	13.32
		Loop Testing - Basic Additional Half Hour			UEQ	URETA		23.33	23.33					20.35	10.54	13.32	13.32
		CLEC to CLEC Conversion Charge Without Outside Dispatch (UCL-ND)			UEQ	UREWO		14.29	7.44					20.35	10.54	13.32	13.32
UNBUNDLED EXCHANGE ACCESS LOOP																	
	2-WIRE ANALOG VOICE GRADE LOOP																
		2 Wire Analog Voice Grade Loop-Service Level 1-Line Splitting-Zone 1		1	UEPSR UEPSB	UEALS	13.19	31.99	20.02	10.65	1.41			20.35	10.54	13.32	13.32
		2 Wire Analog Voice Grade Loop-Service Level 1-Line Splitting-Zone 1		1	UEPSR UEPSB	UEABS	13.19	31.99	20.02	10.65	1.41			20.35	10.54	13.32	13.32
		2 Wire Analog Voice Grade Loop- Service Level 1-Line Splitting-Zone 2		2	UEPSR UEPSB	UEALS	17.23	31.99	20.02	10.65	1.41			20.35	10.54	13.32	13.32
		2 Wire Analog Voice Grade Loop- Service Level 1-Line Splitting-Zone 2		2	UEPSR UEPSB	UEABS	17.23	31.99	20.02	10.65	1.41			20.35	10.54	13.32	13.32
		2 Wire Analog Voice Grade Loop-Service Level 1-Line Splitting-Zone 3		3	UEPSR UEPSB	UEALS	22.53	31.99	20.02	10.65	1.41			20.35	10.54	13.32	13.32
		2 Wire Analog Voice Grade Loop-Service Level 1-Line Splitting-Zone 3		3	UEPSR UEPSB	UEABS	22.53	31.99	20.02	10.65	1.41			20.35	10.54	13.32	13.32
UNBUNDLED EXCHANGE ACCESS LOOP																	
	2-WIRE ANALOG VOICE GRADE LOOP																
		2-Wire Analog Voice Grade Loop - Service Level 2 w/Loop or Ground Start Signaling - Zone 1		1	UEA	UEAL2	16.56	75.06	48.20	28.70	17.64			20.35	10.54	13.32	13.32
		2-Wire Analog Voice Grade Loop - Service Level 2 w/Loop or Ground Start Signaling - Zone 2		2	UEA	UEAL2	21.63	75.06	48.20	28.70	17.64			20.35	10.54	13.32	13.32
		2-Wire Analog Voice Grade Loop - Service Level 2 w/Loop or Ground Start Signaling - Zone 3		3	UEA	UEAL2	28.28	75.06	48.20	28.70	17.64			20.35	10.54	13.32	13.32
		Order Coordination for Specified Conversion Time (per LSR)			UEA	OCOSL		34.29									
		2-Wire Analog Voice Grade Loop - Service Level 2 w/Reverse Battery Signaling - Zone 1		1	UEA	UEAR2	16.56	75.06	48.20	28.70	17.64			20.35	10.54	13.32	13.32
		2-Wire Analog Voice Grade Loop - Service Level 2 w/Reverse Battery Signaling - Zone 2		2	UEA	UEAR2	21.63	75.06	48.20	28.70	17.64			20.35	10.54	13.32	13.32
		2-Wire Analog Voice Grade Loop - Service Level 2 w/Reverse Battery Signaling - Zone 3		3	UEA	UEAR2	28.28	75.06	48.20	28.70	17.64			20.35	10.54	13.32	13.32
		Order Coordination for Specified Conversion Time (per LSR)			UEA	OCOSL		34.29									
		CLEC to CLEC Conversion Charge without outside dispatch			UEA	UREWO		75.06	36.41					20.35	10.54	13.32	13.32
		Loop Tagging - Service Level 2 (SL2)			UEA	URETL		11.23	1.10					20.35	10.54	13.32	13.32
4-WIRE ANALOG VOICE GRADE LOOP																	
		4-Wire Analog Voice Grade Loop - Zone 1		1	UEA	UEAL4	24.70	122.76	85.57	76.35	39.16			20.35	10.54	13.32	13.32
		4-Wire Analog Voice Grade Loop - Zone 2		2	UEA	UEAL4	32.25	122.76	85.57	76.35	39.16			20.35	10.54	13.32	13.32
		4-Wire Analog Voice Grade Loop - Zone 3		3	UEA	UEAL4	42.17	122.76	85.57	76.35	39.16			20.35	10.54	13.32	13.32
		Order Coordination for Specified Conversion Time (per LSR)			UEA	OCOSL		34.29									
		CLEC to CLEC Conversion Charge without outside dispatch			UEA	UREWO		75.06	36.41					20.35	10.54	13.32	13.32
2-WIRE ISDN DIGITAL GRADE LOOP																	
		2-Wire ISDN Digital Grade Loop - Zone 1		1	UDN	U1L2X	22.22	142.76	88.88	76.35	39.16			20.35	10.54	13.32	13.32

UNBUNDLED NETWORK ELEMENTS - Tennessee													Attachment: 2		Exhibit: A			
CATEGORY	RATE ELEMENTS					Interim	Zone	BCS	USOC	RATES (\$)			Svc Order Submitted Elec per LSR	Svc Order Submitted Manually per LSR	Incremental Charge - Manual Svc Order vs. Electronic-1st	Incremental Charge - Manual Svc Order vs. Electronic-Add'l	Incremental Charge - Manual Svc Order vs. Electronic-Disc 1st	Incremental Charge - Manual Svc Order vs. Electronic-Disc Add'l

UNBUNDLED NETWORK ELEMENTS - Tennessee													Attachment: 2		Exhibit: A		
CATEGORY		RATE ELEMENTS	Interim	Zone	BCS	USOC	RATES (\$)					Svc Order Submitted Elec per LSR	Svc Order Submitted Manually per LSR	Incremental Charge - Manual Svc Order vs. Electronic-1st	Incremental Charge - Manual Svc Order vs. Electronic-Add'l	Incremental Charge - Manual Svc Order vs. Electronic-Disc 1st	Incremental Charge - Manual Svc Order vs. Electronic-Disc Add'l
							Rec	Nonrecurring First	Add'l	Nonrecurring First	Disconnect Add'l	SOMEc	SOMAN	OSS Rates (\$)			
														SOMAN	SOMAN	SOMAN	SOMAN
		4 Wire Unbundled Digital 19.2 Kbps		1	UDL	UDL19	31.10	207.01	141.38	90.70	44.18			20.35	10.54	13.32	13.32
		4 Wire Unbundled Digital 19.2 Kbps		2	UDL	UDL19	40.61	207.01	141.38	90.70	44.18			20.35	10.54	13.32	13.32
		4 Wire Unbundled Digital 19.2 Kbps		3	UDL	UDL19	53.11	207.01	141.38	90.70	44.18			20.35	10.54	13.32	13.32
		4 Wire Unbundled Digital Loop 56 Kbps - Zone 1		1	UDL	UDL56	31.10	207.01	141.38	90.70	44.18			20.35	10.54	13.32	13.32
		4 Wire Unbundled Digital Loop 56 Kbps - Zone 2		2	UDL	UDL56	40.61	207.01	141.38	90.70	44.18			20.35	10.54	13.32	13.32
		4 Wire Unbundled Digital Loop 56 Kbps - Zone 3		3	UDL	UDL56	53.11	207.01	141.38	90.70	44.18			20.35	10.54	13.32	13.32
		Order Coordination for Specified Conversion Time (per LSR)			UDL	OCOSL		34.29									
		4 Wire Unbundled Digital Loop 64 Kbps - Zone 1		1	UDL	UDL64	31.10	207.01	141.38	90.70	44.18			20.35	10.54	13.32	13.32
		4 Wire Unbundled Digital Loop 64 Kbps - Zone 2		2	UDL	UDL64	40.61	207.01	141.38	90.70	44.18			20.35	10.54	13.32	13.32
		4 Wire Unbundled Digital Loop 64 Kbps - Zone 3		3	UDL	UDL64	53.11	207.01	141.38	90.70	44.18			20.35	10.54	13.32	13.32
		Order Coordination for Specified Conversion Time (per LSR)			UDL	OCOSL		34.29									
		CLEC to CLEC Conversion Charge without outside dispatch			UDL	UREWO		102.28	49.82					20.35	10.54	13.32	13.32
2-WIRE Unbundled COPPER LOOP																	
		2-Wire Unbundled Copper Loop-Designed including manual service inquiry & facility reservation - Zone 1	I	1	UCL	UCLPB	13.19	31.99	20.02	10.65	1.41			20.35	10.54	13.32	13.32
		2-Wire Unbundled Copper Loop-Designed including manual service inquiry & facility reservation - Zone 2	I	2	UCL	UCLPB	17.23	31.99	20.02	10.65	1.41			20.35	10.54	13.32	13.32
		2 Wire Unbundled Copper Loop-Designed including manual service inquiry & facility reservation - Zone 3	I	3	UCL	UCLPB	22.53	31.99	20.02	10.65	1.41			20.35	10.54	13.32	13.32
		Order Coordination for Unbundled Copper Loops (per loop)			UCL	UCLMC		36.52	36.52								
		2-Wire Unbundled Copper Loop-Designed without manual service inquiry and facility reservation - Zone 1	I	1	UCL	UCLPW	13.19	31.99	20.02	10.65	1.41			20.35	10.54	13.32	13.32
		2-Wire Unbundled Copper Loop-Designed without manual service inquiry and facility reservation - Zone 2	I	2	UCL	UCLPW	17.23	31.99	20.02	10.65	1.41			20.35	10.54	13.32	13.32
		2-Wire Unbundled Copper Loop-Designed without manual service inquiry and facility reservation - Zone 3	I	3	UCL	UCLPW	22.53	31.99	20.02	10.65	1.41			20.35	10.54	13.32	13.32
		Order Coordination for Unbundled Copper Loops (per loop)			UCL	UCLMC		36.52	36.52								
		CLEC to CLEC Conversion Charge without outside dispatch (UCL-Des)	I		UCL	UREWO		31.99	20.02					20.35	10.54	13.32	13.32
4-WIRE COPPER LOOP																	
		4-Wire Copper Loop-Designed including manual service inquiry and facility reservation - Zone 1	I	1	UCL	UCL4S	24.70	122.76	85.57	76.35	39.16			20.35	10.54	13.32	13.32
		4-Wire Copper Loop-Designed including manual service inquiry and facility reservation - Zone 2	I	2	UCL	UCL4S	32.25	122.76	85.57	76.35	39.16			20.35	10.54	13.32	13.32
		4-Wire Copper Loop-Designed including manual service inquiry and facility reservation - Zone 3	I	3	UCL	UCL4S	42.17	122.76	85.57	76.35	39.16			20.35	10.54	13.32	13.32
		Order Coordination for Unbundled Copper Loops (per loop)			UCL	UCLMC		36.52	36.52								
		4-Wire Copper Loop-Designed without manual service inquiry and facility reservation - Zone 1	I	1	UCL	UCL4W	24.70	122.76	85.57	76.35	39.16			20.35	10.54	13.32	13.32
		4-Wire Copper Loop-Designed without manual service inquiry and facility reservation - Zone 2	I	2	UCL	UCL4W	32.25	122.76	85.57	76.35	39.16			20.35	10.54	13.32	13.32
		4-Wire Copper Loop-Designed without manual service inquiry and facility reservation - Zone 3	I	3	UCL	UCL4W	42.17	122.76	85.57	76.35	39.16			20.35	10.54	13.32	13.32
		Order Coordination for Unbundled Copper Loops (per loop)			UCL	UCLMC		36.52	36.52								
		CLEC to CLEC Conversion Charge without outside dispatch (UCL-Des)	I		UCL	UREWO		31.99	20.02					20.35	10.54	13.32	13.32
LOOP MODIFICATION																	
		Unbundled Loop Modification, Removal of Load Coils - 2 Wire pair less than or equal to 18k ft, per Unbundled Loop			UAL, UHL, UCL, UEQ, ULS, UEA, UEANL, UEPSR, UEPSB	ULM2L		65.40	65.40					20.35	10.54	13.32	13.32
		Unbundled Loop Modification Removal of Load Coils - 4 Wire less than or equal to 18K ft, per Unbundled Loop			UHL, UCL, UEA	ULM4L		65.40	65.40					20.35	10.54	13.32	13.32
		Unbundled Loop Modification Removal of Bridged Tap Removal, per unbundled loop	I		UAL, UHL, UCL, UEQ, ULS, UEA, UEANL, UEPSR, UEPSB	ULMBT		65.44	65.44					20.35	10.54	13.32	13.32
SUB-LOOPS																	
	Sub-Loop Distribution																

UNBUNDLED NETWORK ELEMENTS - Tennessee												Attachment: 2		Exhibit: A				
CATEGORY		RATE ELEMENTS		Interi m	Zone	BCS	USOC	RATES (\$)			Svc Order Submitted Elec per LSR	Svc Order Submitted Manually per LSR	Incremental Charge - Manual Svc Order vs. Electronic- 1st	Incremental Charge - Manual Svc Order vs. Electronic- Add'l	Incremental Charge - Manual Svc Order vs. Electronic- Disc 1st	Incremental Charge - Manual Svc Order vs. Electronic- Disc Add'l		
								Rec	Nonrecurring First	Add'l	Nonrecurring Disconnect First	Add'l	OSS Rates (\$)					
													SOMEc	SOMAN	SOMAN	SOMAN	SOMAN	SOMAN
		Sub-Loop - Per Cross Box Location - CLEC Feeder Facility Set-Up	I		UEANL	USBSA			517.25	517.25					20.35	10.54	13.32	13.32
		Sub-Loop - Per Cross Box Location - Per 25 Pair Panel Set-Up	I		UEANL	USBSB			42.68	42.68					20.35	10.54	13.32	13.32
		Sub-Loop - Per Building Equipment Room - CLEC Feeder Facility Set-Up	I		UEANL	USBSC			313.01	313.01					20.35	10.54	13.32	13.32
		Sub-Loop - Per Building Equipment Room - Per 25 Pair Panel Set-Up	I		UEANL	USBSD			108.06	108.06					20.35	10.54	13.32	13.32
		Sub-Loop Distribution Per 2-Wire Analog Voice Grade Loop - Statewide		sw	UEANL	USBN2	10.02		148.84	112.34	73.14	36.65			20.35	10.54	13.32	13.32
		Order Coordination for Unbundled Sub-Loops, per sub-loop pair			UEANL	USBMC			34.29	34.29								
		Sub-Loop Distribution Per 4-Wire Analog Voice Grade Loop - Zone 1		1	UEANL	USBN4	7.30		147.93	75.11	99.96	16.98			20.35	10.54	13.32	13.32
		Sub-Loop Distribution Per 4-Wire Analog Voice Grade Loop - Zone 2		2	UEANL	USBN4	9.54		147.93	75.11	99.96	16.98			20.35	10.54	13.32	13.32
		Sub-Loop Distribution Per 4-Wire Analog Voice Grade Loop - Zone 3		3	UEANL	USBN4	12.47		147.93	75.11	99.96	16.98			20.35	10.54	13.32	13.32
		Order Coordination for Unbundled Sub-Loops, per sub-loop pair			UEANL	USBMC			34.29	34.29								
		Sub-Loop 2-Wire Intrabuilding Network Cable (INC)	I		UEANL	USBR2	1.35		94.56	29.35					20.35	10.54	13.32	13.32
		Order Coordination for Unbundled Sub-Loops, per sub-loop pair			UEANL	USBMC			34.29	34.29								
		Sub-Loop 4-Wire Intrabuilding Network Cable (INC)	I		UEANL	USBR4	2.26		116.14	37.10					20.35	10.54	13.32	13.32
		Order Coordination for Unbundled Sub-Loops, per sub-loop pair			UEANL	USBMC			34.29	34.29								
		Loop Testing - Basic 1st Half Hour			UEANL	URET1			78.92	78.92								
		Loop Testing - Basic Additional Half Hour			UEANL	URETA			23.33	23.33								
		2 Wire Copper Unbundled Sub-Loop Distribution - Zone 1	I	1	UEF	UCS2X	5.16		110.71	37.89	94.41	13.09			20.35	10.54	13.32	13.32
		2 Wire Copper Unbundled Sub-Loop Distribution - Zone 2	I	2	UEF	UCS2X	6.74		110.71	37.89	94.41	13.09			20.35	10.54	13.32	13.32
		2 Wire Copper Unbundled Sub-Loop Distribution - Zone 3	I	3	UEF	UCS2X	8.81		110.71	37.89	94.41	13.09			20.35	10.54	13.32	13.32
		Order Coordination for Unbundled Sub-Loops, per sub-loop pair			UEF	USBMC			34.29	34.29								
		4 Wire Copper Unbundled Sub-Loop Distribution - Zone 1	I	1	UEF	UCS4X	6.52		117.12	44.30	99.96	16.98			20.35	10.54	13.32	13.32
		4 Wire Copper Unbundled Sub-Loop Distribution - Zone 2	I	2	UEF	UCS4X	8.52		117.12	44.30	99.96	16.98			20.35	10.54	13.32	13.32
		4 Wire Copper Unbundled Sub-Loop Distribution - Zone 3	I	3	UEF	UCS4X	11.14		117.12	44.30	99.96	16.98			20.35	10.54	13.32	13.32
		Order Coordination for Unbundled Sub-Loops, per sub-loop pair			UEF	USBMC			34.29	34.29								
		Loop Testing - Basic 1st Half Hour			UEF	URET1			78.92	78.92								
		Loop Testing - Basic Additional Half Hour			UEF	URETA			23.33	23.33								
		Unbundled Network Terminating Wire (UNTW)																
		Unbundled Network Terminating Wire (UNTW) per Pair	I		UENTW	UENPP	0.4555		2.48	2.48					20.35	10.54	13.32	13.32
		Network Interface Device (NID)																
		Network Interface Device (NID) - 1-2 lines			UENTW	UND12			89.69	54.56	0.6391	0.6391			20.35	10.54	13.32	13.32
		Network Interface Device (NID) - 1-6 lines			UENTW	UND16			129.65	94.51	0.6522	0.6522			20.35	10.54	13.32	13.32
		Network Interface Device Cross Connect - 2 W			UENTW	UNDC2			11.11	11.11					20.35	10.54	13.32	13.32
		Network Interface Device Cross Connect - 4W			UENTW	UNDC4			11.11	11.11					20.35	10.54	13.32	13.32
UNE OTHER, PROVISIONING ONLY - NO RATE																		
		NID - Dispatch and Service Order for NID installation			UENTW	UNDBX	0.00		0.00									
		UNTW Circuit Id Establishment, Provisioning Only - No Rate			UENTW	UENCE	0.00		0.00									
		Unbundled Contract Name, Provisioning Only - No Rate			UEANL,UEF,UEQ,UENTW	UNECN	0.00		0.00									
UNE OTHER, PROVISIONING ONLY - NO RATE																		
		Unbundled Contact Name, Provisioning Only - no rate			UAL,UCL,UDC,UDL,UDN,UEA,UHL,ULC	UNECN	0.00		0.00									
		Unbundled Sub-Loop Feeder-2 Wire Cross Box Jumper - no rate			UEA,UDN,UCL,UDC	USBFQ	0.00		0.00									

UNBUNDLED NETWORK ELEMENTS - Tennessee											Attachment: 2		Exhibit: A									
CATEGORY	RATE ELEMENTS		Interim	Zone	BCS	USOC	RATES (\$)				Svc Order Submitted Elec per LSR	Svc Order Submitted Manually per LSR	Incremental Charge - Manual Svc Order vs. Electronic-1st	Incremental Charge - Manual Svc Order vs. Electronic-Add'l	Incremental Charge - Manual Svc Order vs. Electronic-Disc 1st	Incremental Charge - Manual Svc Order vs. Electronic-Disc Add'l						
							Rec	Nonrecurring First	Add'l	Nonrecurring Disconnect First	Add'l	OSS Rates (\$)					SOME C	SOMAN	SOMAN	SOMAN	SOMAN	SOMAN
		Unbundled Sub-Loop Feeder-4 Wire Cross Box Jumper - no rate			UEA,USL,UCL,UDL	USBFR	0.00	0.00														
		Unbundled DS1 Loop - Superframe Format Option - no rate			USL	CCOSF	0.00	0.00														
		Unbundled DS1 Loop - Expanded Superframe Format option - no rate			USL	CCOEF	0.00	0.00														
HIGH CAPACITY UNBUNDLED LOCAL LOOP																						
		High Capacity Unbundled Local Loop - DS3 - Per Mile per month			UE3	1L5ND	9.19															
		High Capacity Unbundled Local Loop - DS3 - Facility Termination per month			UE3	UE3PX	374.24	595.37	304.50	234.83	170.16					36.84	36.84					
		High Capacity Unbundled Local Loop - STS-1 - Per Mile per month			UDLSX	1L5ND	9.19															
		High Capacity Unbundled Local Loop - STS-1 - Facility Termination per month			UDLSX	UDLS1	389.35	595.37	304.50	215.82	151.15					36.84	36.84					
Note (1): Rates provided in TN for both electronic and manual Loop Makeup are interim and subject to retro-active true-up adjustments pending a permanent rate ruling on these rate elements from the Tennessee Regulatory Authority.																						
LOOP MAKE-UP																						
		Loop Makeup - Preordering Without Reservation, per working or spare facility queried (Manual).	R		UMK	UMKLW		0.76	0.76							19.99	19.99		19.99		19.99	
		Loop Makeup - Preordering With Reservation, per spare facility queried (Manual).	R		UMK	UMKLP		0.76	0.76							19.99	19.99		19.99		19.99	
		Loop Makeup--With or Without Reservation, per working or spare facility queried (Mechanized)	R		UMK	UMKMQ		0.76	0.76													
LINE SHARING AND LINE SPLITTING																						
NOTE 1: The Line Sharing monthly recurring rates for all installations completed from October 02, 2003 through midnight October 01, 2004 shall be billed as follows:																						
NOTE 1: 10/02/2003 – 10/01/2004: 25% of the rate for an unbundled copper loop non-designed ("UCLND")																						
NOTE 1: 10/02/2004 – 10/01/2005: 50% of the rate for UCLND																						
NOTE 1: 10/02/2005 – 10/01/2006: 75% of the rate for UCLND																						
NOTE 1: Above will apply to USOCs: ULSDT and ULSCT																						
**NOTE 2: The Line Sharing monthly recurring rates with USOCs ULSDC and ULSCC applies only to circuits installed and inservice on or before October 1, 2003																						
LINE SHARING																						
SPLITTERS-CENTRAL OFFICE BASED																						
		Line Sharing Splitter, per System 96 Line Capacity			ULS	ULSDA	100.00	150.00	0.00	0.00	0.00					20.35	10.54		13.32		13.32	
		Line Sharing Splitter, per System 24 Line Capacity			ULS	ULSDB	25.00	150.00	0.00	0.00	0.00					20.35	10.54		13.32		13.32	
		Line Sharing-DLEC Owned Splitter in CO-CFA activation-deactivation (per LSOD)			ULS	ULSDG		163.06	0.00	92.71	0.00					20.35	10.54		13.32		13.32	
END USER ORDERING-CENTRAL OFFICE BASED LINE SHARING																						
		Line Sharing - per Line Activation (BST Owned splitter) - OBSOLETE see **NOTE 2			ULS	ULSDC	0.61	40.00	31.39	0.00	0.00					20.35	10.54		13.32		13.32	
		Line Share Service, TRO per line activation, BST owned splitter - Central Office Located (25% of UCLND) - please see NOTE 1 (E:10/2/2003)			ULS	ULSDT	2.94	40.00	31.39	0.00	0.00											
		Line Share Service, TRO per line activation, BST owned splitter - Central Office Located (50% of UCLND) - please see NOTE 1 (E:10/2/2004)			ULS	ULSDT	5.87	40.00	31.39	0.00	0.00											
		Line Share Service, TRO per line activation, BST owned splitter - Central Office Located (75% of UCLND) - please see NOTE 1 (E:10/2/2005)			ULS	ULSDT	8.81	40.00	31.39	0.00	0.00											
		Line Sharing - per Subsequent Activity per Line Rearrangement(BST Owned Splitter)			ULS	ULSDS		30.00	15.00							20.35	10.54		13.32		13.32	
		Line Sharing - per Subsequent Activity per Line Rearrangement(DLEC Owned Splitter)			ULS	ULSCS		30.00	15.00							20.35	10.54		13.32		13.32	
		Line Sharing - per Line Activation (DLEC owned Splitter) - OBSOLETE see **NOTE 2			ULS	ULSCC	0.61	47.44	19.31	0.00	0.00					20.35	10.54		13.32		13.32	
		Line Share Service, TRO per line activation, CLEC owned splitter - Central Office Located (25% of UCLND) - please see NOTE 1 (E:10/2/2003)			ULS	ULSCT	2.94	47.44	19.31	0.00	0.00											
		Line Share Service, TRO per line activation, CLEC owned splitter - Central Office Located (50% of UCLND) - please see NOTE 1 (E:10/2/2004)			ULS	ULSCT	5.87	47.44	19.31	0.00	0.00											

UNBUNDLED NETWORK ELEMENTS - Tennessee												Attachment: 2		Exhibit: A			
CATEGORY		RATE ELEMENTS	Interim	Zone	BCS	USOC	RATES (\$)				Svc Order Submitted Elec per LSR	Svc Order Submitted Manually per LSR	Incremental Charge - Manual Svc Order vs. Electronic-1st	Incremental Charge - Manual Svc Order vs. Electronic-Add'l	Incremental Charge - Manual Svc Order vs. Electronic-Disc 1st	Incremental Charge - Manual Svc Order vs. Electronic-Disc Add'l	
							Rec	Nonrecurring First	Add'l	Nonrecurring Disconnect First	Add'l	OSS Rates (\$)					
		Line Share Service, TRO per line activation, CLEC owned splitter - Central Office Located (75% of UCLND) - please see NOTE 1 (E:10/2/2005)			ULS	ULSCT	8.81	47.44	19.31	0.00	0.00	SOMEc	SOMAN	SOMAN	SOMAN	SOMAN	SOMAN
	LINE SPLITTING																
	END USER ORDERING-CENTRAL OFFICE BASED																
		Line Splitting - per line activation DLEC owned splitter			UEPSR UEPSB	UREOS	0.61										
		Line Splitting - per line activation BST owned - physical			UEPSR UEPSB	UREBP	0.61	48.96	21.39	35.06	10.79			20.35	10.54	13.32	13.32
		Line Splitting - per line activation BST owned - virtual			UEPSR UEPSB	UREBV	0.61	48.96	21.39	35.06	10.79			20.35	10.54	13.32	13.32
	MAINTENANCE																
		No Trouble Found - per 1/2 hour increments - Basic						80.00	55.00								
		No Trouble Found - per 1/2 hour increments - Overtime						120.00	82.50								
		No Trouble Found - per 1/2 hour increments - Premium						160.00	110.00								
UNBUNDLED DEDICATED TRANSPORT																	
	INTEROFFICE CHANNEL - DEDICATED TRANSPORT																
		Interoffice Channel - Dedicated Transport - 2-Wire Voice Grade - Per Mile per month			U1TVX	1L5XX	0.0054										
		Interoffice Channel - Dedicated Transport- 2- Wire Voice Grade - Facility Termination			U1TVX	U1TV2	18.58	55.39	17.37	27.96	3.51			20.35	21.09		
		Interoffice Channel - Dedicated Transport- 2-Wire Voice Grade Rev Bat. - Per Mile per month			U1TVX	1L5XX	0.0054										
		Interoffice Channel - Dedicated Transport- 2- Wire VG Rev Bat. - Facility Termination			U1TVX	U1TR2	18.58	55.39	17.37	27.96	3.51			20.35	21.09		
		Interoffice Channel - Dedicated Transport - 4-Wire Voice Grade - Per Mile per month			U1TVX	1L5XX	0.0054										
		Interoffice Channel - Dedicated Transport - 4- Wire Voice Grade - Facility Termination			U1TVX	U1TV4	24.09	37.87	26.02	30.78	13.07			15.08	15.08		
		Interoffice Channel - Dedicated Transport - 56 kbps - per mile per month			U1TDX	1L5XX	0.0174										
		Interoffice Channel - Dedicated Transport - 56 kbps - Facility Termination			U1TDX	U1TD5	17.98	55.39	17.37	27.96	3.51			20.35	21.09		
		Interoffice Channel - Dedicated Transport - 64 kbps - per mile per month			U1TDX	1L5XX	0.0174										
		Interoffice Channel - Dedicated Transport - 64 kbps - Facility Termination			U1TDX	U1TD6	17.98	55.39	17.37	27.96	3.51			20.35	21.09		
		Interoffice Channel - Dedicated Channel - DS1 - Per Mile per month			U1TD1	1L5XX	0.3562										
		Interoffice Channel - Dedicated Tranport - DS1 - Facility Termination			U1TD1	U1TF1	77.86	112.40	76.27	19.55	14.99			20.35	21.09		
		Interoffice Channel - Dedicated Transport - DS3 - Per Mile per month			U1TD3	1L5XX	2.34										
		Interoffice Channel - Dedicated Transport - DS3 - Facility Termination per month			U1TD3	U1TF3	848.99	395.29	176.56	109.04	105.91			36.84	36.84		
		Interoffice Channel - Dedicated Transport - STS-1 - Per Mile per month			U1TS1	1L5XX	2.34										
		Interoffice Channel - Dedicated Transport - STS-1 - Facility Termination			U1TS1	U1TFS	849.30	395.29	176.56	109.04	105.91			36.84	36.84		
DARK FIBER																	
		Dark Fiber, Four Fiber Strands, Per Route Mile or Fraction Thereof per month - Interoffice Channel			UDF, UDFCX	1L5DF	28.74										
		NRC Dark Fiber - Interoffice Channel			UDF, UDFCX	UDF14		1,121.00	153.19	580.26	357.17			20.35	10.54	13.32	13.32
		Dark Fiber, Four Fiber Strands, Per Route Mile or Fraction Thereof per month - Local Loop			UDF, UDFCX	1L5DL	58.83										
		NRC Dark Fiber - Local Loop			UDF, UDFCX	UDFL4		1,121.00	153.19	580.26	357.17			20.35	10.54	13.32	13.32
8XX ACCESS TEN DIGIT SCREENING																	
		8XX Access Ten Digit Screening, Per Call			OHD		0.0005192										
		8XX Access Ten Digit Screening, Reservation Charge Per 8XX Number Reserved			OHD	N8R1X		5.21	0.76					20.35	20.35	13.28	13.28
		8XX Access Ten Digit Screening, Per 8XX No. Established W/O POTS Translations			OHD			11.47	1.46	7.34	0.7602			20.35	20.35	13.28	13.28

UNBUNDLED NETWORK ELEMENTS - Tennessee												Attachment: 2		Exhibit: A		
CATEGORY	RATE ELEMENTS	Interim	Zone	BCS	USOC	RATES (\$)					Svc Order Submitted Elec per LSR	Svc Order Submitted Manually per LSR	Incremental Charge - Manual Svc Order vs. Electronic-1st	Incremental Charge - Manual Svc Order vs. Electronic-Add'l	Incremental Charge - Manual Svc Order vs. Electronic-Disc 1st	Incremental Charge - Manual Svc Order vs. Electronic-Disc Add'l
						Rec	Nonrecurring First	Add'l	Nonrecurring Disconnect First	Add'l	SOMEc	SOMAN	SOMAN	SOMAN	SOMAN	SOMAN
	8XX Access Ten Digit Screening, Per 8XX No. Established With POTS Translations			OHD	N8FTX		11.47	1.46	7.34	0.7602			20.35	20.35	13.28	13.28
	8XX Access Ten Digit Screening, Customized Area of Service Per 8XX Number			OHD	N8FCX		4.47	2.24					20.35	20.35	13.28	13.28
	8XX Access Ten Digit Screening, Multiple InterLATA CXR Routing Per CXR Requested Per 8XX No.			OHD	N8FMX		5.23	3.00					20.35	20.35	13.28	13.28
	8XX Access Ten Digit Screening, Change Charge Per Request			OHD	N8FAX		5.97	0.76					20.35	20.35	13.28	13.28
	8XX Access Ten Digit Screening, Call Handling and Destination Features			OHD	N8FDX		4.47						20.35	20.35	13.28	13.28
LINE INFORMATION DATA BASE ACCESS (LIDB)																
	LIDB Common Transport Per Query			OQT		0.0000354										
	LIDB Validation Per Query			OQU		0.0117403										
	LIDB Originating Point Code Establishment or Change			OQT, OQU	NRBPX	49.03							20.35	20.35	13.28	13.28
SIGNALING (CCS7)																
	CCS7 Signaling Termination, Per STP Port			UDB	PT8SX	138.41										
	CCS7 Signaling Usage, Per TCAP Message			UDB		0.0000916										
	CCS7 Signaling Connection, Per link (A link)			UDB	TPP++	17.84	130.84	130.84					20.35	20.35	13.32	13.32
	CCS7 Signaling Connection, Per link (B link) (also known as D link)			UDB	TPP++	17.84	130.84	130.84					20.35	20.35	13.32	13.32
	CCS7 Signaling Usage, Per ISUP Message			UDB		0.0000373										
	CCS7 Signaling Usage Surrogate, per link per LATA			UDB	STU56	352.30										
	Signaling Point Code, per Originating Point Code Establishment or Change, per STP			UDB	CCAPO	121.77	121.77						20.35	20.35	13.32	13.32
CALLING NAME (CNAM) SERVICE																
	CNAM For DB Owners - Service Establishment			OQV		43.27										
	CNAM For Non DB Owners - Service Establishment			OQV		43.27										
	CNAM For DB Owners - Service Provisioning With Point Code Establishment			OQV		1,868.00	1,382.00									
	CNAM For Non DB Owners - Service Provisioning With Point Code Establishment			OQV		645.50	432.23									
	CNAM for DB Owners, Per Query			OQV		0.0010541										
	CNAM for Non DB Owners, Per Query			OQV		0.0010541										
	CNAM (Non-Databs Owner), NRC, applies when using the Character Based User Interface (CHUI)			OQV	CDDCH								20.35	20.35	13.28	13.28
SELECTIVE ROUTING																
	Selective Routing Per Unique Line Class Code Per Request Per Switch					179.60	179.60						20.35	20.35		
VIRTUAL COLLOCATION																
	Virtual Collocation-2 Wire Cross Connects (Loop) for Line Splitting			UEPSR UEPSB	VE1LS	0.57	11.62	9.90	10.38	8.66			19.99	19.99	19.99	19.99
PHYSICAL COLLOCATION																
	Physical Collocation-2 Wire Cross Connects (Loop) for Line Splitting			UEPSR UEPSB	PE1LS	0.7905	11.62	9.90	10.38	8.66			19.99	19.99	19.99	19.99
AIN SELECTIVE CARRIER ROUTING																
	Regional Service Establishment			SRC	SRCEC	190,638.00							20.35			
	End Office Establishment			SRC	SRCEO	317.55	317.55	3.19	3.19				20.35	20.35	13.28	13.28
	Query NRC, per query			SRC		0.0206047										
AIN - BELLSOUTH AIN SMS ACCESS SERVICE																
	AIN SMS Access Service - Service Establishment, Per State, Initial Setup			A1N	CAMSE	135.56	135.56						20.35	20.35	13.28	13.28
	AIN SMS Access Service - Port Connection - Dial/Shared Access			A1N	CAMDP	41.75	41.75						20.35	20.35	13.28	13.28
	AIN SMS Access Service - Port Connection - ISDN Access			A1N	CAM1P	41.75	41.75						20.35	20.35	13.28	13.28
	AIN SMS Access Service - User Identification Codes - Per User ID Code			A1N	CAMAU	96.63	96.63						20.35	20.35	13.28	13.28
	AIN SMS Access Service - Security Card, Per User ID Code, Initial or Replacement			A1N	CAMRC	113.67	113.67						20.35	20.35	13.28	13.28
	AIN SMS Access Service - Storage, Per Unit (100 Kilobytes)					0.0024										
	AIN SMS Access Service - Session, Per Minute					0.0820123										

UNBUNDLED NETWORK ELEMENTS - Tennessee												Attachment: 2		Exhibit: A								
CATEGORY		RATE ELEMENTS	Interim	Zone	BCS	USOC	RATES (\$)				Svc Order Submitted Elec per LSR	Svc Order Submitted Manually per LSR	Incremental Charge - Manual Svc Order vs. Electronic-1st	Incremental Charge - Manual Svc Order vs. Electronic-Add'l	Incremental Charge - Manual Svc Order vs. Electronic-Disc 1st	Incremental Charge - Manual Svc Order vs. Electronic-Disc Add'l						
							Rec	Nonrecurring First	Add'l	Nonrecurring Disconnect First	Add'l	OSS Rates (\$)					SOMEc	SOMAN	SOMAN	SOMAN	SOMAN	SOMAN
		AIN SMS Access Service - Company Performed Session, Per Minute					2.27															
AIN - BELL																						
		AIN Toolkit Service - Service Establishment Charge, Per State, Initial Setup			CAM	BAPSC		132.04	132.04													
		AIN Toolkit Service - Training Session, Per Customer				BAPVX		7,915.00	7,915.00													
		AIN Toolkit Service - Trigger Access Charge, Per Trigger, Per DN, Term. Attempt				BAPTT		31.21	31.21													
		AIN Toolkit Service - Trigger Access Charge, Per Trigger, Per DN, Off-Hook Delay				BAPTD		31.21	31.21													
		AIN Toolkit Service - Trigger Access Charge, Per Trigger, Per DN, Off-Hook Immediate				BAPTM		31.21	31.21													
		AIN Toolkit Service - Trigger Access Charge, Per Trigger, Per DN, 10-Digit PODP				BAPTO		85.24	85.24													
		AIN Toolkit Service - Trigger Access Charge, Per Trigger, Per DN, CDP				BAPTC		85.24	85.24													
		AIN Toolkit Service - Trigger Access Charge, Per Trigger, Per DN, Feature Code				BAPTF		85.24	85.24													
		AIN Toolkit Service - Query Charge, Per Query					0.0211882															
		AIN Toolkit Service - Type 1 Node Charge, Per AIN Toolkit Subscription, Per Node, Per Query					0.0054774															
		AIN Toolkit Service - SCP Storage Charge, Per SMS Access Account, Per 100 Kilobytes					1.50															
		AIN Toolkit Service - Monthly report - Per AIN Toolkit Service Subscription			CAM	BAPMS	17.43	33.52	33.52													
		AIN Toolkit Service - Special Study - Per AIN Toolkit Service Subscription			CAM	BAPLS	0.1321116	36.23	36.23													
		AIN Toolkit Service - Call Event Report - Per AIN Toolkit Service Subscription			CAM	BAPDS	17.35	33.52	33.52													
		AIN Toolkit Service - Call Event Special Study - Per AIN Toolkit Service Subscription			CAM	BAPES	0.0511435	36.23	36.23													
ENHANCED EXTENDED LINK (EELs)																						
NOTE: The monthly recurring and non-recurring charges below will apply and the Switch-As-Is Charge will not apply for UNE combinations provisioned as ' Ordinarily Combined' Network Elements.																						
NOTE: The monthly recurring and the Switch-As-Is Charge and not the non-recurring charges below will apply for UNE combinations provisioned as ' Currently Combined' Network Elements.																						
EXTENDED 2-WIRE VOICE GRADE EXTENDED LOOP WITH DEDICATED DS1 INTEROFFICE TRANSPORT																						
		First 2-Wire VG Loop (SL2) in Combination - Zone 1		1	UNCVX	UEAL2	16.56	108.76	35.47	72.94	10.86											
		First 2-Wire VG Loop (SL2) in Combination - Zone 2		2	UNCVX	UEAL2	21.63	108.76	35.47	72.94	10.86											
		First 2-Wire VG Loop (SL2) in Combination - Zone 3		3	UNCVX	UEAL2	28.28	108.76	35.47	72.94	10.86											
		Interoffice Transport - Dedicated - DS1 combination - Per Mile per month			UNC1X	1L5XX	0.3562															
		Interoffice Transport - Dedicated - DS1 combination - Facility Termination per month			UNC1X	U1TF1	77.86	171.24	113.12	70.07	30.90											
		1/0 Channelization System in combination Per Month			UNC1X	MQ1	80.77	105.76	14.48	3.04	2.74											
		Voice Grade COCI - Per Month			UNCVX	1D1VG	0.91	5.70	4.42													
		Each Additional 2-Wire VG Loop (SL 2) in Combination - Zone 1		1	UNCVX	UEAL2	16.56	108.76	35.47	72.94	10.86											
		Each Additional 2-Wire VG Loop (SL 2) in Combination - Zone 2		2	UNCVX	UEAL2	21.63	108.76	35.47	72.94	10.86											
		Each Additional 2-Wire VG Loop (SL 2) in Combination - Zone 3		3	UNCVX	UEAL2	28.28	108.76	35.47	72.94	10.86											
		Voice Grade COCI - Per Month			UNCVX	1D1VG	0.91	5.70	4.42													
		Nonrecurring Currently Combined Network Elements Switch -As-Is Charge			UNC1X	UNCCC		52.73	24.62	9.12	9.12											
EXTENDED 4-WIRE VOICE GRADE EXTENDED LOOP WITH DEDICATED DS1 INTEROFFICE TRANSPORT																						
		First 4-Wire Analog Voice Grade Loop in Combination - Zone 1		1	UNCVX	UEAL4	24.70	108.76	35.47	72.94	10.86											
		First 4-Wire Analog Voice Grade Loop in Combination - Zone 2		2	UNCVX	UEAL4	32.26	108.76	35.47	72.94	10.86											

UNBUNDLED NETWORK ELEMENTS - Tennessee												Attachment: 2		Exhibit: A					
CATEGORY		RATE ELEMENTS		Interim	Zone	BCS	USOC	RATES (\$)					Svc Order Submitted Elec per LSR	Svc Order Submitted Manually per LSR	Incremental Charge - Manual Svc Order vs. Electronic-1st	Incremental Charge - Manual Svc Order vs. Electronic-Add'l	Incremental Charge - Manual Svc Order vs. Electronic-Disc 1st	Incremental Charge - Manual Svc Order vs. Electronic-Disc Add'l	
								Rec	Nonrecurring First	Add'l	Nonrecurring First	Disconnect Add'l	OSS Rates (\$)						
													SOMEc	SOMAN	SOMAN	SOMAN	SOMAN	SOMAN	
			First 4-Wire Analog Voice Grade Loop in Combination - Zone 3		3	UNCVX	UEAL4	42.18	108.76	35.47	72.94	10.86			20.35	21.09			
			Interoffice Transport - Dedicated - DS1 combination - Per Mile Per Month			UNC1X	1L5XX	0.3562											
			Interoffice Transport - Dedicated - DS1 - Facility Termination Per Month			UNC1X	U1TF1	77.86	171.24	113.12	70.07	30.90			20.35	21.09			
			1/0 Channel System in combination Per Month			UNC1X	MQ1	80.77	105.76	14.48	3.04	2.74							
			Voice Grade COCI in combination - per month			UNCVX	1D1VG	0.91	5.70	4.42									
			Additional 4-Wire Analog Voice Grade Loop in same DS1 Interoffice Transport Combination - Zone 1		1	UNCVX	UEAL4	24.70	108.76	35.47	72.94	10.86			20.35	21.09			
			Additional 4-Wire Analog Voice Grade Loop in same DS1 Interoffice Transport Combination - Zone 2		2	UNCVX	UEAL4	32.26	108.76	35.47	72.94	10.86			20.35	21.09			
			Additional 4-Wire Analog Voice Grade Loop in same DS1 Interoffice Transport Combination - Zone 3		3	UNCVX	UEAL4	42.18	108.76	35.47	72.94	10.86			20.35	21.09			
			Additional Voice Grade COCI in combination - per month			UNCVX	1D1VG	0.91	5.70	4.42									
			Nonrecurring Currently Combined Network Elements Switch -As-Is Charge			UNC1X	UNCCC		52.73	24.62	9.12	9.12			20.35	21.09			
EXTENDED 4-WIRE 56 KBPS EXTENDED DIGITAL LOOP WITH DEDICATED DS1 INTEROFFICE TRANSPORT																			
			First 4-Wire 56Kbps Digital Grade Loop in Combination - Zone 1		1	UNCDX	UDL56	31.10	108.76	35.47	72.94	10.86			20.35	21.09			
			First 4-Wire 56Kbps Digital Grade Loop in Combination - Zone 2		2	UNCDX	UDL56	40.61	108.76	35.47	72.94	10.86			20.35	21.09			
			First 4-Wire 56Kbps Digital Grade Loop in Combination - Zone 3		3	UNCDX	UDL56	53.11	108.76	35.47	72.94	10.86			20.35	21.09			
			Interoffice Transport - Dedicated - DS1 combination - Per Mile Per Month			UNC1X	1L5XX	0.3562											
			Interoffice Transport - Dedicated - DS1 - combination Facility Termination Per Month			UNC1X	U1TF1	77.86	171.24	113.12	70.07	30.90			20.35	21.09			
			1/0 Channel System in combination Per Month			UNC1X	MQ1	80.77	105.76	14.48	3.04	2.74							
			OCU-DP COCI (data) per month (2.4-64kbs)			UNCDX	1D1DD	0.91	5.70	4.42									
			Additional 4-Wire 56Kbps Digital Grade Loop in same DS1 Interoffice Transport Combination - Zone 1		1	UNCDX	UDL56	31.10	108.76	35.47	72.94	10.86			20.35	21.09			
			Additional 4-Wire 56Kbps Digital Grade Loop in same DS1 Interoffice Transport Combination - Zone 2		2	UNCDX	UDL56	40.61	108.76	35.47	72.94	10.86			20.35	21.09			
			Additional 4-Wire 56Kbps Digital Grade Loop in same DS1 Interoffice Transport Combination - Zone 3		3	UNCDX	UDL56	53.11	108.76	35.47	72.94	10.86			20.35	21.09			
			Additional OCU-DP COCI (data) - in combination per month (2.4-64kbs)			UNCDX	1D1DD	0.91	5.70	4.42									
			Nonrecurring Currently Combined Network Elements Switch -As-Is Charge			UNC1X	UNCCC		52.73	24.62	9.12	9.12			20.35	21.09			
EXTENDED 4-WIRE 64 KBPS EXTENDED DIGITAL LOOP WITH DEDICATED DS1 INTEROFFICE TRANSPORT																			
			First 4-Wire 64Kbps Digital Grade Loop in Combination - Zone 1		1	UNCDX	UDL64	31.10	108.76	35.47	72.94	10.86			20.35	21.09			
			First 4-Wire 64Kbps Digital Grade Loop in Combination - Zone 2		2	UNCDX	UDL64	40.61	108.76	35.47	72.94	10.86			20.35	21.09			
			First 4-Wire 64Kbps Digital Grade Loop in Combination - Zone 3		3	UNCDX	UDL64	53.11	108.76	35.47	72.94	10.86			20.35	21.09			
			Interoffice Transport - Dedicated - DS1 combination - Per Mile Per Month			UNC1X	1L5XX	0.3562											
			interoffice Transport - Dedicated - DS1 combination - Facility Termination Per Month			UNC1X	U1TF1	77.86	171.24	113.12	70.07	30.90			20.35	21.09			
			1/0 Channel System in combination Per Month			UNC1X	MQ1	80.77	105.76	14.48	3.04	2.74							
			OCU-DP COCI (data) - in combination - per month (2.4-64kbs)			UNCDX	1D1DD	0.91	5.70	4.42									
			Additional 4-Wire 64Kbps Digital Grade Loop in same DS1 Interoffice Transport Combination - Zone 1		1	UNCDX	UDL64	31.10	108.76	35.47	72.94	10.86			20.35	21.09			
			Additional 4-Wire 64Kbps Digital Grade Loop in same DS1 Interoffice Transport Combination - Zone 2		2	UNCDX	UDL64	40.61	108.76	35.47	72.94	10.86			20.35	21.09			
			Additional 4-Wire 64Kbps Digital Grade Loop in same DS1 Interoffice Transport Combination - Zone 3		3	UNCDX	UDL64	53.11	108.76	35.47	72.94	10.86			20.35	21.09			

UNBUNDLED NETWORK ELEMENTS - Tennessee												Attachment: 2		Exhibit: A				
CATEGORY	RATE ELEMENTS				Interim	Zone	BCS	USOC	RATES (\$)				Svc Order Submitted Elec per LSR	Svc Order Submitted Manually per LSR	Incremental Charge - Manual Svc Order vs. Electronic-1st	Incremental Charge - Manual Svc Order vs. Electronic-Add'l	Incremental Charge - Manual Svc Order vs. Electronic-Disc 1st	Incremental Charge - Manual Svc Order vs. Electronic-Disc Add'l
								Rec	Nonrecurring First	Add'l	Nonrecurring Disconnect First	Add'l	OSS Rates (\$)					
													SOMEc	SOMAN	SOMAN	SOMAN	SOMAN	SOMAN
		Additional OCU-DP COCI (data) - in combination - per month (2.4-64kbs)																
		Nonrecurring Currently Combined Network Elements Switch -As-Is Charge																
EXTENDED 4-WIRE DS1 DIGITAL EXTENDED LOOP WITH DEDICATED DS1 INTEROFFICE TRANSPORT																		
		4-Wire DS1 Digital Loop in Combination - Zone 1					1	UNC1X	USLXX									
		4-Wire DS1 Digital Loop in Combination - Zone 2					2	UNC1X	USLXX									
		4-Wire DS1 Digital Loop in Combination - Zone 3					3	UNC1X	USLXX									
		Interoffice Transport - Dedicated - DS1 combination - Per Mile Per Month						UNC1X	1L5XX									
		Interoffice Transport - Dedicated - DS1 combination - Facility Termination Per Month						UNC1X	U1TF1									
		Nonrecurring Currently Combined Network Elements Switch -As-Is Charge																
								UNC1X	UNCCC									
EXTENDED 4-WIRE DS1 DIGITAL EXTENDED LOOP WITH DEDICATED DS3 INTEROFFICE TRANSPORT																		
		First DS1Loop in Combination - Zone 1					1	UNC1X	USLXX									
		First DS1Loop in Combination - Zone 2					2	UNC1X	USLXX									
		First DS1Loop in Combination - Zone 3					3	UNC1X	USLXX									
		Interoffice Transport - Dedicated - DS3 combination - Per Mile Per Month						UNC3X	1L5XX									
		Interoffice Transport - Dedicated - DS3 - Facility Termination per month						UNC3X	U1TF3									
		3/1Channel System in combination per month						UNC3X	MQ3									
		DS1 COCI in combination per month						UNC1X	UC1D1									
		Additional DS1Loop in DS3 Interoffice Transport Combination - Zone 1					1	UNC1X	USLXX									
		Additional DS1Loop in DS3 Interoffice Transport Combination - Zone 2					2	UNC1X	USLXX									
		Additional DS1Loop in DS3 Interoffice Transport Combination - Zone 3					3	UNC1X	USLXX									
		Additoinal DS1 COCI in combination per month						UNC1X	UC1D1									
		Nonrecurring Currently Combined Network Elements Switch -As-Is Charge																
								UNC3X	UNCCC									
EXTENDED 2-WIRE VOICE GRADE EXTENDED LOOP/ 2 WIRE VOICE GRADE INTEROFFICE TRANSPORT																		
		2-WireVG Loop in combination - Zone 1					1	UNCVX	UEAL2									
		2-WireVG Loop in combination - Zone 2					2	UNCVX	UEAL2									
		2-WireVG Loop in combination - Zone 3					3	UNCVX	UEAL2									
		Interoffice Transport - 2-wire VG - Dedicated- Per Mile Per Month						UNCVX	1L5XX									
		Interoffice Transport - 2-wire VG - Dedicated - Facility Termination per month						UNCVX	U1TV2									
		Nonrecurring Currently Combined Network Elements Switch -As-Is Charge																
								UNCVX	UNCCC									
EXTENDED 4-WIRE VOICE GRADE EXTENDED LOOP/ 4 WIRE VOICE GRADE INTEROFFICE TRANSPORT																		
		4-WireVG Loop in combination - Zone 1					1	UNCVX	UEAL4									
		4-WireVG Loop in combination - Zone 2					2	UNCVX	UEAL4									
		4-WireVG Loop in combination - Zone 3					3	UNCVX	UEAL4									
		Interoffice Transport - 4-wire VG - Dedicated - Per Mile Per Month						UNCVX	1L5XX									
		Interoffice Transport - 4-wire VG - Dedicated - Facility Termination per month						UNCVX	U1TV4									
		Nonrecurring Currently Combined Network Elements Switch -As-Is Charge																
								UNCVX	UNCCC									
EXTENDED DS3 DIGITAL EXTENDED LOOP WITH DEDICATED DS3 INTEROFFICE TRANSPORT																		
		DS3 Local Loop in combination - per mile per month						UNC3X	1L5ND									
		DS3 Local Loop in combination - Facility Termination per month						UNC3X	UE3PX									
		Interoffice Transport - Dedicated - DS3 - Per Mile per month						UNC3X	1L5XX									

UNBUNDLED NETWORK ELEMENTS - Tennessee												Attachment: 2		Exhibit: A			
CATEGORY	RATE ELEMENTS		Interim	Zone	BCS	USOC	RATES (\$)					Svc Order Submitted Elec per LSR	Svc Order Submitted Manually per LSR	Incremental Charge - Manual Svc Order vs. Electronic-1st	Incremental Charge - Manual Svc Order vs. Electronic-Add'l	Incremental Charge - Manual Svc Order vs. Electronic-Disc 1st	Incremental Charge - Manual Svc Order vs. Electronic-Disc Add'l
							Rec	Nonrecurring First	Add'l	Nonrecurring First	Disconnect Add'l	OSS Rates (\$)					
												SOMEc	SOMAN	SOMAN	SOMAN	SOMAN	SOMAN
		Interoffice Transport - Dedicated - DS3 combination - Facility Termination per month			UNC3X	U1TF3	854.97	482.01	153.81	64.43	35.43			36.84	36.84		
		Nonrecurring Currently Combined Network Elements Switch -As-Is Charge			UNC3X	UNCCC		52.73	24.62	9.12	9.12			36.84	36.84		
	EXTENDED STS-1 DIGITAL EXTENDED LOOP WITH DEDICATED STS-1 INTEROFFICE TRANSPORT																
		STS-1 Local Loop in combination - per mile per month			UNCSX	1L5ND	9.19										
		STS-1 Local Loop in combination - Facility Termination per month			UNCSX	UDLS1	394.56	240.23	180.87	106.78	45.24						
		Interoffice Transport - Dedicated - STS-1 combination - per mile per month			UNCSX	1L5XX	2.34										
		Interoffice Transport - Dedicated - STS-1 combination - Facility Termination per month			UNCSX	U1TFS	849.30	482.01	153.81	64.43	35.43			36.84	36.84		
		Nonrecurring Currently Combined Network Elements Switch -As-Is Charge			UNCSX	UNCCC		52.73	24.62	9.12	9.12			36.84	36.84		
	EXTENDED 2-WIRE ISDN EXTENDED LOOP WITH DS1 INTEROFFICE TRANSPORT																
		First 2-Wire ISDN Loop in Combination - Zone 1		1	UNCNX	U1L2X	22.22	108.76	35.47	72.94	10.86			20.35	21.09		
		First 2-Wire ISDN Loop in Combination - Zone 2		2	UNCNX	U1L2X	29.02	108.76	35.47	72.94	10.86			20.35	21.09		
		First 2-Wire ISDN Loop in Combination - Zone 3		3	UNCNX	U1L2X	37.95	108.76	35.47	72.94	10.86			20.35	21.09		
		Interoffice Transport - Dedicated - DS1 combination - per mile per month			UNC1X	1L5XX	0.3562										
		Interoffice Transport - Dedicated - DS1 combination - Facility Termination per month			UNC1X	U1TF1	77.86	171.24	113.12	70.07	30.90			20.35	21.09		
		1/0 Channel System in combination - per month			UNC1X	MQ1	80.77	105.76	14.48	3.04	2.74						
		2-wire ISDN COCI (BRITE) - in combination - per month			UNCNX	UC1CA	3.24	5.70	4.42								
		Additional 2-wire ISDN Loop in same DS1Interoffice Transport Combination - Zone 1		1	UNCNX	U1L2X	22.22	108.76	35.47	72.94	10.86			20.35	21.09		
		Additional 2-wire ISDN Loop in same DS1Interoffice Transport Combination - Zone 2		2	UNCNX	U1L2X	29.02	108.76	35.47	72.94	10.86			20.35	21.09		
		Additional 2-wire ISDN Loop in same DS1Interoffice Transport Combination - Zone 3		3	UNCNX	U1L2X	37.95	108.76	35.47	72.94	10.86			20.35	21.09		
		Additional 2-wire ISDN COCI (BRITE) - in combination- per month			UNCNX	UC1CA	3.24	5.70	4.42								
		Nonrecurring Currently Combined Network Elements Switch -As-Is Charge			UNC1X	UNCCC		52.73	24.62	9.12	9.12			20.35	21.09		
	EXTENDED 4-WIRE DS1 DIGITAL EXTENDED LOOP WITH DEDICATED STS-1 INTEROFFICE TRANSPORT																
		First DS1 Loop Combination - Zone 1		1	UNC1X	USLXX	57.73	228.40	161.74	79.87	24.88			20.35	21.09		
		First DS1 Loop Combination - Zone 2		2	UNC1X	USLXX	75.40	228.40	161.74	79.87	24.88			20.35	21.09		
		First DS1 Loop Combination - Zone 3		3	UNC1X	USLXX	98.59	228.40	161.74	79.87	24.88			20.35	21.09		
		Interoffice Transport - Dedicated - STS-1 combination - Per Mile Per Month			UNCSX	1L5XX	2.34										
		Interoffice Transport - Dedicated - STS-1 combination - Facility Termination per month			UNCSX	U1TFS	849.30	482.01	153.81	64.43	35.43			36.84	36.84		
		3/1 Channel System in combination per month			UNCSX	MQ3	222.98	156.02	49.41	17.12	6.77						
		DS1 COCI in combination per month			UNC1X	UC1D1	17.58	5.70	4.42								
		Additional DS1Loop in the same STS-1 Interoffice Transport Combination - Zone 1		1	UNC1X	USLXX	57.73	228.40	161.74	79.87	24.88			20.35	21.09		
		Additional DS1Loop in the same STS-1 Interoffice Transport Combination - Zone 2		2	UNC1X	USLXX	75.40	228.40	161.74	79.87	24.88			20.35	21.09		
		Additional DS1Loop in the same STS-1 Interoffice Transport Combination - Zone 3		3	UNC1X	USLXX	98.59	228.40	161.74	79.87	24.88			20.35	21.09		
		DS1 COCI in combination per month			UNC1X	UC1D1	17.58	5.70	4.42								
		Nonrecurring Currently Combined Network Elements Switch -As-Is Charge			UNCSX	UNCCC		52.73	24.62	9.12	9.12			36.84	36.84		
	EXTENDED 4-WIRE 56 KBPS DIGITAL EXTENDED LOOP WITH 56 KBPS INTEROFFICE TRANSPORT																
		4-wire 56 kbps Local Loop in combination - Zone 1		1	UNCDX	UDL56	31.10	108.76	35.47	72.94	10.86						
		4-wire 56 kbps Local Loop in combination - Zone 2		2	UNCDX	UDL56	40.61	108.76	35.47	72.94	10.86						
		4-wire 56 kbps Local Loop in combination - Zone 3		3	UNCDX	UDL56	53.11	108.76	35.47	72.94	10.86						
		Interoffice Transport - Dedicated - 4-wire 56 kbps combination - Per Mile per month			UNCDX	1L5XX	0.0174										

UNBUNDLED NETWORK ELEMENTS - Tennessee											Attachment: 2		Exhibit: A			
CATEGORY	RATE ELEMENTS	Inter m	Zone	BCS	USOC	RATES (\$)					Svc Order Submitted Elec per LSR	Svc Order Submitted Manually per LSR	Incremental Charge - Manual Svc Order vs. Electronic- 1st	Incremental Charge - Manual Svc Order vs. Electronic- Add'l	Incremental Charge - Manual Svc Order vs. Electronic- Disc 1st	Incremental Charge - Manual Svc Order vs. Electronic- Disc Add'l
						Rec	Nonrecurring			Nonrecurring Disconnect	OSS Rates (\$)					
							First	Add'l	First	Add'l	SOMEc	SOMAN	SOMAN	SOMAN	SOMAN	SOMAN
	Interoffice Transport - Dedicated - 4-wire 56 kbps combination - Facility Termination per month			UNCDX	U1TD5	21.19	79.83	44.08	69.32	31.00			20.35	21.09		
	Nonrecurring Currently Combined Network Elements Switch -As-Is Charge			UNCDX	UNCCC		52.73	24.62	9.12	9.12			20.35	21.09		
	EXTENDED 4-WIRE 64 KBPS DIGITAL EXTENDED LOOP WITH 64 KBPS INTEROFFICE TRANSPORT															
	4-wire 64 kbps Local Loop in Combination - Zone 1		1	UNCDX	UDL64	31.10	108.76	35.47	72.94	10.86						
	4-wire 64 kbps Local Loop in Combination - Zone 2		2	UNCDX	UDL64	40.61	108.76	35.47	72.94	10.86						
	4-wire 64 kbps Local Loop in Combination - Zone 3		3	UNCDX	UDL64	53.11	108.76	35.47	72.94	10.86						
	Interoffice Transport - Dedicated - 4-wire 64 kbps combination - Per Mile per month			UNCDX	1L5XX	0.0174										
	Interoffice Transport - Dedicated - 4-wire 64 kbps combination - Facility Termination per month			UNCDX	U1TD6	21.19	79.83	44.08	69.32	31.00			20.35	21.09		
	Nonrecurring Currently Combined Network Elements Switch -As-Is Charge			UNCDX	UNCCC		52.73	24.62	9.12	9.12			20.35	21.09		
	EXTENDED 2-WIRE VOICE GRADE LOOP WITH DS1 INTEROFFICE TRANSPORT w/ 3/1 MUX															
	First 2-wire VG Loop (SL2) in Combination - Zone 1		1	UNCVX	UEAL2	16.56	108.76	35.47	72.94	10.86			20.35	21.09		
	First 2-wire VG Loop (SL2) in Combination - Zone 2		2	UNCVX	UEAL2	21.63	108.76	35.47	72.94	10.86			20.35	21.09		
	First 2-wire VG Loop (SL2) in Combination - Zone 3		3	UNCVX	UEAL2	28.28	108.76	35.47	72.94	10.86			20.35	21.09		
	First Interoffice Transport - Dedicated - DS1 combination - Per Mile			UNC1X	1L5XX	0.3562										
	First Interoffice Transport - Dedicated - DS1 combination - Facility Termination per month			UNC1X	U1TF1	77.86	171.24	113.12	70.07	30.90			20.35	21.09		
	Per each DS1 Channelization System Per Month			UNC1X	MQ1	80.77	105.76	14.48	3.04	2.74						
	Per each Voice Grade COCI - Per Month per month			UNCVX	1D1VG	0.91	5.70	4.42								
	3/1 Channel System in combination per month			UNC3X	MQ3	222.98	156.02	49.41	17.12	6.77			36.84	36.84		
	Per each DS1 COCI in combination per month			UNC1X	UC1D1	17.58	5.70	4.42								
	Each Additional 2-Wire VG Loop(SL 2) in the same DS1 Interoffice Transport Combination - Zone 1		1	UNCVX	UEAL2	16.56	108.76	35.47	72.94	10.86			20.35	21.09		
	Each Additional 2-Wire VG Loop(SL2) in the same DS1 Interoffice Transport Combination - Zone 2		2	UNCVX	UEAL2	21.63	108.76	35.47	72.94	10.86			20.35	21.09		
	Each Additional 2-Wire VG Loop(SL2) in the same DS1 Interoffice Transport Combination - Zone 3		3	UNCVX	UEAL2	28.28	108.76	35.47	72.94	10.86			20.35	21.09		
	Each Additional Voice Grade COCI in combination - per month			UNCVX	1D1VG	0.91	5.70	4.42								
	Each Additional DS1 Interoffice Channel per mile in same 3/1 Channel System per month			UNC1X	1L5XX	0.3562										
	Each Additional DS1 Interoffice Channel Facility Termination in same 3/1 Channel System per month			UNC1X	U1TF1	77.86	171.24	113.12	70.07	30.90			20.35	21.09		
	Each Additional DS1 COCI combination per month			UNC1X	UC1D1	17.58	5.70	4.42								
	Nonrecurring Currently Combined Network Elements Switch -As-Is Charge			UNC1X	UNCCC		52.73	24.62	9.12	9.12			20.35	21.09		
	EXTENDED 4-WIRE VOICE GRADE LOOP WITH DEDICATED DS1 INTEROFFICE TRANSPORT w/ 3/1 MUX															
	First 4-Wire Analog Voice Grade Local Loop in Combination - Zone 1		1	UNCVX	UEAL4	24.70	108.76	35.47	72.94	10.86			20.35	21.09		
	First 4-Wire Analog Voice Grade Local Loop in Combination - Zone 2		2	UNCVX	UEAL4	32.26	108.76	35.47	72.94	10.86			20.35	21.09		
	First 4-Wire Analog Voice Grade Local Loop in Combination - Zone 3		3	UNCVX	UEAL4	42.18	108.76	35.47	72.94	10.86			20.35	21.09		
	First Interoffice Transport - Dedicated - DS1 combination - Per Mile Per Month			UNC1X	1L5XX	0.3562										
	First Interoffice Transport - Dedicated - DS1 - Facility Termination Per Month			UNC1X	U1TF1	77.86	171.24	113.12	70.07	30.90			20.35	21.09		
	Per each 1/0 Channel System in combination Per Month			UNC1X	MQ1	80.77	105.76	14.48	3.04	2.74						
	Per each Voice Grade COCI in combination - per month			UNCVX	1D1VG	0.91	5.70	4.42								
	3/1 Channel System in combination per month			UNC3X	MQ3	222.98	156.02	49.41	17.12	6.77			36.84	36.84		
	Per each DS1 COCI in combination per month			UNC1X	UC1D1	17.58	5.70	4.42								
	Additional 4-Wire Analog Voice Grade Loop in same DS1 Interoffice Transport Combination - Zone 1		1	UNCVX	UEAL4	24.70	108.76	35.47	72.94	10.86			20.35	21.09		
	Additional 4-Wire Analog Voice Grade Loop in same DS1 Interoffice Transport Combination - Zone 2		2	UNCVX	UEAL4	32.26	108.76	35.47	72.94	10.86			20.35	21.09		

UNBUNDLED NETWORK ELEMENTS - Tennessee											Attachment: 2		Exhibit: A				
CATEGORY		RATE ELEMENTS	Interim	Zone	BCS	USOC	RATES (\$)				Svc Order Submitted Elec per LSR	Svc Order Submitted Manually per LSR	Incremental Charge - Manual Svc Order vs. Electronic-1st	Incremental Charge - Manual Svc Order vs. Electronic-Add'l	Incremental Charge - Manual Svc Order vs. Electronic-Disc 1st	Incremental Charge - Manual Svc Order vs. Electronic-Disc Add'l	
							Rec	Nonrecurring First	Add'l	Nonrecurring Disconnect First	Add'l	OSS Rates (\$)					
												SOME C	SOMAN	SOMAN	SOMAN	SOMAN	SOMAN
		Additional 4-Wire Analog Voice Grade Loop in same DS1 Interoffice Transport Combination - Zone 3		3	UNCVX	UEAL4	42.18	108.76	35.47	72.94	10.86			20.35	21.09		
		Each Additional DS1 Interoffice Channel per mile in same 3/1 Channel System per month			UNC1X	1L5XX	0.3562										
		Each Additional DS1 Interoffice Channel Facility Termination in same 3/1 Channel System per month			UNC1X	U1TF1	77.86	171.24	113.12	70.07	30.90			20.35	21.09		
		Additional Voice Grade COCI - in combination - per month			UNCVX	1D1VG	0.91	5.70	4.42								
		Nonrecurring Currently Combined Network Elements Switch -As-Is Charge			UNC1X	UNCCC		52.73	24.62	9.12	9.12			20.35	21.09		
EXTENDED 4-WIRE 56 KBPS DIGITAL LOOP WITH DEDICATED DS1 INTEROFFICE TRANSPORT w/ 3/1 MUX																	
		First 4-Wire 56Kbps Digital Grade Local Loop in Combination - Zone 1		1	UNCDX	UDL56	31.10	108.76	35.47	72.94	10.86			20.35	21.09		
		First 4-Wire 56Kbps Digital Grade Local Loop in Combination - Zone 2		2	UNCDX	UDL56	40.61	108.76	35.47	72.94	10.86			20.35	21.09		
		First 4-Wire 56Kbps Digital Grade Local Loop in Combination - Zone 3		3	UNCDX	UDL56	53.11	108.76	35.47	72.94	10.86			20.35	21.09		
		First Interoffice Transport - Dedicated - DS1 combination - Per Mile Per Month			UNC1X	1L5XX	0.3562										
		First Interoffice Transport - Dedicated - DS1 - combination Facility Termination Per Month			UNC1X	U1TF1	77.86	171.24	113.12	70.07	30.90			20.35	21.09		
		Per each 1/0 Channel System in combination Per Month			UNC1X	MQ1	80.77	105.76	14.48	3.04	2.74						
		Per each OCU-DP COCI (data) COCI per month (2.4-64kbs)			UNCDX	1D1DD	0.91	5.70	4.42								
		3/1 Channel System in combination per month			UNC3X	MQ3	222.98	156.02	49.41	17.12	6.77			36.84	36.84		
		Per each DS1 COCI in combination per month			UNC1X	UC1D1	17.58	5.70	4.42								
		Additional 4-Wire 56Kbps Digital Grade Loop in same DS1 Interoffice Transport Combination - Zone 1		1	UNCDX	UDL56	31.10	108.76	35.47	72.94	10.86			20.35	21.09		
		Additional 4-Wire 56Kbps Digital Grade Loop in same DS1 Interoffice Transport Combination - Zone 2		2	UNCDX	UDL56	40.61	108.76	35.47	72.94	10.86			20.35	21.09		
		Additional 4-Wire 56Kbps Digital Grade Loop in same DS1 Interoffice Transport Combination - Zone 3		3	UNCDX	UDL56	53.11	108.76	35.47	72.94	10.86			20.35	21.09		
		OCU-DP COCI (data) COCI in combination per month (2.4-64kbs)			UNCDX	1D1DD	0.91	5.70	4.42								
		Each Additional DS1 Interoffice Channel per mile in same 3/1 Channel System per month			UNC1X	1L5XX	0.3562										
		Each Additional DS1 Interoffice Channel Facility Termination in same 3/1 Channel System per month			UNC1X	U1TF1	77.86	171.24	113.12	70.07	30.90			20.35	21.09		
		Each Additional DS1 COCI in the same 3/1 channel system combination per month			UNC1X	UC1D1	17.58	5.70	4.42								
		Nonrecurring Currently Combined Network Elements Switch -As-Is Charge			UNC1X	UNCCC		52.73	24.62	9.12	9.12			20.35	21.09		
EXTENDED 4-WIRE 64 KBPS DIGITAL LOOP WITH DEDICATED DS1 INTEROFFICE TRANSPORT w/ 3/1 MUX																	
		First 4-Wire 64Kbps Digital Grade Loop in a DS1 Interoffice Transport Combination - Zone 1		1	UNCDX	UDL64	31.10	108.76	35.47	72.94	10.86			20.35	21.09		
		First 4-Wire 64Kbps Digital Grade Loop in a DS1 Interoffice Transport Combination - Zone 2		2	UNCDX	UDL64	40.61	108.76	35.47	72.94	10.86			20.35	21.09		
		First 4-Wire 64Kbps Digital Grade Loop in a DS1 Interoffice Transport Combination - Zone 3		3	UNCDX	UDL64	53.11	108.76	35.47	72.94	10.86			20.35	21.09		
		First Interoffice Transport - Dedicated - DS1 combination - Per Mile Per Month			UNC1X	1L5XX	0.3562										
		First Interoffice Transport - Dedicated - DS1 combination - Facility Termination Per Month			UNC1X	U1TF1	77.86	171.24	113.12	70.07	30.90			20.35	21.09		
		Per each Channel System 1/0 in combination Per Month			UNC1X	MQ1	80.77	105.76	14.48	3.04	2.74						
		Per each OCU-DP COCI (data) in combination - per month (2.4-64kbs)			UNCDX	1D1DD	0.91	5.70	4.42								
		3/1 Channel System in combination per month			UNC3X	MQ3	222.98	156.02	49.41	17.12	6.77			36.84	36.84		
		Per each DS1 COCI in combination per month			UNC1X	UC1D1	17.58	5.70	4.42								
		Additional 4-Wire 64Kbps Digital Grade Loop in same DS1 Interoffice Transport Combination - Zone 1		1	UNCDX	UDL64	31.10	108.76	35.47	72.94	10.86			20.35	21.09		

UNBUNDLED NETWORK ELEMENTS - Tennessee												Attachment: 2		Exhibit: A			
CATEGORY		RATE ELEMENTS	Interim	Zone	BCS	USOC	RATES (\$)					Svc Order Submitted Elec per LSR	Svc Order Submitted Manually per LSR	Incremental Charge - Manual Svc Order vs. Electronic-1st	Incremental Charge - Manual Svc Order vs. Electronic-Add'l	Incremental Charge - Manual Svc Order vs. Electronic-Disc 1st	Incremental Charge - Manual Svc Order vs. Electronic-Disc Add'l
							Rec	Nonrecurring First	Add'l	Nonrecurring Disconnect First	Add'l	OSS Rates (\$)					
												SOMEc	SOMAN	SOMAN	SOMAN	SOMAN	SOMAN
		Additional 4-Wire 64Kbps Digital Grade Loop in same DS1 Interoffice Transport Combination - Zone 2		2	UNCDX	UDL64	40.61	108.76	35.47	72.94	10.86			20.35	21.09		
		Additional 4-Wire 64Kbps Digital Grade Loop in same DS1 Interoffice Transport Combination - Zone 3		3	UNCDX	UDL64	53.11	108.76	35.47	72.94	10.86			20.35	21.09		
		Additional OCU-DP COCI (data) - DS1 to DS0 Channel System combination - per month (2.4-64kbs)			UNCDX	1D1DD	0.91	5.70	4.42								
		Each Additional DS1 Interoffice Channel per mile in same 3/1 Channel System per month			UNC1X	1L5XX	0.3562										
		Each Additional DS1 Interoffice Channel Facility Termination in same 3/1 Channel System per month			UNC1X	U1TF1	77.86	171.24	113.12	70.07	30.90			20.35	21.09		
		Each Additional DS1 COCI in the same 3/1 channel system combination per month			UNC1X	UC1D1	17.58	5.70	4.42								
		Nonrecurring Currently Combined Network Elements Switch -As-Is Charge			UNC1X	UNCCC		52.73	24.62	9.12	9.12			20.35	21.09		
EXTENDED 2-WIRE ISDN LOOP WITH DS1 INTEROFFICE TRANSPORT w/ 3/1 MUX																	
		First 2-Wire ISDN Loop in a DS1 Interoffice Combination Transport - Zone 1		1	UNCNX	U1L2X	22.22	108.76	35.47	72.94	10.86			20.35	21.09		
		First 2-Wire ISDN Loop in a DS1 Interoffice Combination Transport - Zone 2		2	UNCNX	U1L2X	29.02	108.76	35.47	72.94	10.86			20.35	21.09		
		First 2-Wire ISDN Loop in a DS1 Interoffice Combination Transport - Zone 3		3	UNCNX	U1L2X	37.95	108.76	35.47	72.94	10.86			20.35	21.09		
		First Interoffice Transport - Dedicated - DS1 combination - Per Mile per month			UNC1X	1L5XX	0.3562										
		First Interoffice Transport - Dedicated - DS1 combination - Facility Termination per month			UNC1X	U1TF1	77.86	171.24	113.12	70.07	30.90			20.35	21.09		
		Per each Channel System 1/0 in combination - per month			UNC1X	MQ1	80.77	105.76	14.48	3.04	2.74						
		Per each 2-wire ISDN COCI (BRITE) in combination - per month			UNCNX	UC1CA	3.24	5.70	4.42								
		3/1 Channel System in combination per month			UNC3X	MQ3	222.98	156.02	49.41	17.12	6.77			36.84	36.84		
		Per each DS1 COCI in combination per month			UNC1X	UC1D1	17.58	5.70	4.42								
		Additional 2-wire ISDN Loop in same DS1Interoffice Transport Combination - Zone 1		1	UNCNX	U1L2X	22.22	108.76	35.47	72.94	10.86			20.35	21.09		
		Additional 2-wire ISDN Loop in same DS1Interoffice Transport Combination - Zone 2		2	UNCNX	U1L2X	29.02	108.76	35.47	72.94	10.86			20.35	21.09		
		Additional 2-wire ISDN Loop in same DS1Interoffice Transport Combination - Zone 3		3	UNCNX	U1L2X	37.95	108.76	35.47	72.94	10.86			20.35	21.09		
		Additional 2-wire ISDN COCI (BRITE) in same 1/0 channel system combination- per month			UNCNX	UC1CA	3.24	5.70	4.42								
		Each Additional DS1 Interoffice Channel per mile in same 3/1 Channel System per month			UNC1X	1L5XX	0.3562										
		Each Additional DS1 Interoffice Channel Facility Termination in same 3/1 Channel System per month			UNC1X	U1TF1	77.86	171.24	113.12	70.07	30.90			20.35	21.09		
		Each Additional DS1 COCI in the same 3/1 channel system combination per month			UNC1X	UC1D1	17.58	5.70	4.42								
		Nonrecurring Currently Combined Network Elements Switch -As-Is Charge			UNC1X	UNCCC		52.73	24.62	9.12	9.12			20.35	21.09		
EXTENDED 4-WIRE DS1 LOOP WITH DEDICATED DS1 INTEROFFICE TRANSPORT w/ 3/1 MUX																	
		First 4-wire DS1 Digital Lcoal Loop in Combination - Zone 1		1	UNC1X	USLXX	57.73	228.40	161.74	79.87	24.88						
		First 4-wire DS1 Digital Lcoal Loop in Combination - Zone 2		2	UNC1X	USLXX	75.40	228.40	161.74	79.87	24.88						
		First 4-wire DS1 Digital Lcoal Loop in Combination - Zone 3		3	UNC1X	USLXX	98.59	228.40	161.74	79.87	24.88						
		First Interoffice Transport - Dedicated - DS1 combination - Per Mile Per Month			UNC1X	1L5XX	0.3562										
		First Interoffice Transport - Dedicated - DS1 combination - Facility Termination Per Month			UNC1X	U1TF1	77.86	171.24	113.12	70.07	30.90			20.35	21.09		
		3/1 Channel System in combination per month			UNC3X	MQ3	222.98	156.02	49.41	17.12	6.77			36.84	36.84		
		Per each DS1 COCI combination per month			UNC1X	UC1D1	17.58	5.70	4.42								
		Each Additional DS1 Interoffice Channel per mile in same 3/1 Channel System per month			UNC1X	1L5XX	0.3562										

UNBUNDLED NETWORK ELEMENTS - Tennessee											Attachment: 2		Exhibit: A			
CATEGORY	RATE ELEMENTS	Interim	Zone	BCS	USOC	RATES (\$)					Svc Order Submitted Elec per LSR	Svc Order Submitted Manually per LSR	Incremental Charge - Manual Svc Order vs. Electronic-1st	Incremental Charge - Manual Svc Order vs. Electronic-Add'l	Incremental Charge - Manual Svc Order vs. Electronic-Disc 1st	Incremental Charge - Manual Svc Order vs. Electronic-Disc Add'l
						Rec	Nonrecurring	Add'l	Nonrecurring	Disconnect	OSS Rates (\$)					
							First		First	Add'l	SOMEc	SOMAN	SOMAN	SOMAN	SOMAN	SOMAN
	Each Additional DS1 Interoffice Channel Facility Termination in same 3/1 Channel System per month			UNC1X	U1TF1	77.86	171.24	113.12	70.07	30.90			20.35	21.09		
	Each Additional DS1 COCI in the same 3/1 channel system combination per month			UNC1X	UC1D1	17.58	5.70	4.42								
	Additional 4-Wire DS1 Digital Local Loop in Combination - Zone 1		1	UNC1X	USLXX	57.73	228.40	161.74	79.87	24.88						
	Additional 4-Wire DS1 Digital Local Loop in Combination - Zone 2		2	UNC1X	USLXX	75.40	228.40	161.74	79.87	24.88						
	Additional 4-Wire DS1 Digital Local Loop in Combination - Zone 3		3	UNC1X	USLXX	98.59	228.40	161.74	79.87	24.88						
	Nonrecurring Currently Combined Network Elements Switch -As-Is Charge			UNC1X	UNCCC		52.73	24.62	9.12	9.12			20.35	21.09		
EXTENDED 4-WIRE 56 KBPS DIGITAL EXTENDED LOOP WITH DS0 INTEROFFICE TRANSPORT																
	First 4-wire 56 kbps Local Loop in combination - Zone 1		1	UNCDX	UDL56	31.10	108.76	35.47	72.94	10.86						
	First 4-wire 56 kbps Local Loop in combination - Zone 2		2	UNCDX	UDL56	40.61	108.76	35.47	72.94	10.86						
	First 4-wire 56 kbps Local Loop in combination - Zone 3		3	UNCDX	UDL56	53.11	108.76	35.47	72.94	10.86						
	First 4-wire 56 kbps Interoffice Transport - Dedicated - Per Mile per month			UNCDX	1L5XX	0.0174										
	First 4-wire 56 kbps Interoffice Transport - Dedicated - Facility Termination per month			UNCDX	U1TD5	21.19	79.83	44.08	69.32	31.00			20.35	21.09		
	Nonrecurring Currently Combined Network Elements Switch -As-Is Charge			UNCDX	UNCCC		52.73	24.62	9.12	9.12			20.35	21.09		
EXTENDED 4-WIRE 64 KBPS DIGITAL EXTENDED LOOP WITH DS0 INTEROFFICE TRANSPORT																
	First 4-wire 64 kbps Local Loop in combination - Zone 1		1	UNCDX	UDL64	31.10	108.76	35.47	72.94	10.86						
	First 4-wire 64 kbps Local Loop in combination - Zone 2		2	UNCDX	UDL64	40.61	108.76	35.47	72.94	10.86						
	First 4-wire 64 kbps Local Loop in combination - Zone 3		3	UNCDX	UDL64	53.11	108.76	35.47	72.94	10.86						
	First 14-wire 65 kbps Interoffice Transport - Dedicated - Per Mile per month			UNCDX	1L5XX	0.0174										
	First 4-wire 64 kbps Interoffice Transport - Dedicated - Facility Termination per month			UNCDX	U1TD6	21.19	79.83	44.08	69.32	31.00			20.35	21.09		
	Nonrecurring Currently Combined Network Elements Switch -As-Is Charge			UNCDX	UNCCC		52.73	24.62	9.12	9.12			20.35	10.54		
ADDITIONAL NETWORK ELEMENTS																
When used as a part of a currently combined facility, the non-recurring charges do not apply, but a Switch As Is charge does apply.																
When used as ordinarily combined network elements in All States, the non-recurring charges apply and the Switch As Is Charge does not.																
Nonrecurring Currently Combined Network Elements "Switch As Is" Charge (One applies to each combination)																
	Nonrecurring Currently Combined Network Elements Switch -As-Is Charge - 2 wire/4-Wire VG			UNCVX	UNCCC		52.73	24.62	9.12	9.12			53.73	24.62		
	Nonrecurring Currently Combined Network Elements Switch -As-Is Charge - 56/64 kbps			UNCDX	UNCCC		52.73	24.62	9.12	9.12			20.35	10.54		
	Nonrecurring Currently Combined Network Elements Switch -As-Is Charge - DS1			UNC1X	UNCCC		52.73	24.62	9.12	9.12			53.73	24.62		
	Nonrecurring Currently Combined Network Elements Switch -As-Is Charge - DS3			UNC3X	UNCCC		52.73	24.62	9.12	9.12			53.73	24.62		
	Nonrecurring Currently Combined Network Elements Switch -As-Is Charge - STS1			UNCSX	UNCCC		52.73	24.62	9.12	9.12			53.73	24.62		
Optional Features & Functions:																
	Clear Channel Capability Extended Frame Option - per DS1	i		U1TD1, ULDD1, UNC1X	CCOEF		0I	0I	0I	0I						
	Clear Channel Capability Super FrameOption - per DS1	i		U1TD1, ULDD1, UNC1X	CCOSF		0I	0I	0I	0I						
	Clear Channel Capability (SF/ESF) Option - Subsequent Activity - per DS1	i		ULDD1, U1TD1, UNC1X, USL	NRCCC		185.16S	23.85S	2.03S	0.79S			45.68	1.76		
	C-bit Parity Option - Subsequent Activity - per DS3	i		U1TD3, ULDD3, UE3, UNC3X	NRCC3		219.46S	7.68S	7637S	0S			45.68	1.76		
MULTIPLEXERS																
	DS1 to DS0 Channel System per month			UNC1X	MQ1	80.77	105.76	14.48	3.04	2.74			20.35	9.80		
	OCU-DP COCI (data) - DS1 to DS0 Channel System - per month (2.4-64kbs) used for a Local Loop			UDL	1D1DD	1.82	6.07	4.66					9.80			

UNBUNDLED NETWORK ELEMENTS - Tennessee												Attachment: 2		Exhibit: A		
CATEGORY		RATE ELEMENTS	Interim	Zone	BCS	USOC	RATES (\$)				Svc Order Submitted Elec per LSR	Svc Order Submitted Manually per LSR	Incremental Charge - Manual Svc Order vs. Electronic-1st	Incremental Charge - Manual Svc Order vs. Electronic-Add'l	Incremental Charge - Manual Svc Order vs. Electronic-Disc 1st	Incremental Charge - Manual Svc Order vs. Electronic-Disc Add'l
							Rec	Nonrecurring First	Add'l	Nonrecurring Disconnect First	Add'l	OSS Rates (\$)				
												SOMEc	SOMAN	SOMAN	SOMAN	SOMAN
		OCU-DP COCI (data) - DS1 to DS0 Channel System - per month (2.4-64kbs) used for connection to a channelized DS1 Local Channel in the same SWC as collocation			U1TUD	1D1DD	1.82	6.07	4.66							
		2-wire ISDN COCI (BRITE) - DS1 to DS0 Channel Systsem - per month for a Local Loop			UDN	UC1CA	3.10	6.07	4.66							
		2-wire ISDN COCI (BRITE) - DS1 to DS0 Channel Systsem - per month used for connection to a channelized DS1 Local Channel in the same SWC as collocation			U1TUB	UC1CA	3.10	6.07	4.66							
		Voice Grade COCI - DS1 to DS0 Channel System - per month used for a Local Loop			UEA	1D1VG	0.91	6.07	4.66							
		Voice Grade COCI - DS1 to DS0 Channel System - per month used for connection to a channelized DS1 Local Channel in the same SWC as collocation			U1TUC	1D1VG	0.91	6.07	4.66							
		DS3 to DS1 Channel System per month			UNC3X	MQ3	222.98	156.02	49.41	17.12	6.77			20.35	9.80	
		STS-1 to DS1 Channel System per month			UNC5X	MQ3	222.98	156.02	49.41	17.12	6.77			20.35	9.80	
		DS1 COCI used with Loop per month			USL	UC1D1	17.58	6.07	4.66							
		DS1 COCI (used for connection to a channelized DS1 Local Channel in the same SWC as collocation) per month			U1TUA	UC1D1	17.58	6.07	4.66							
		DS1 COCI used with Interoffice Channel per month			U1TD1	UC1D1	17.58	6.07	4.66							
		DS3 Interface Unit (DS1 COCI) used with Local Channel per month			ULDD1	UC1D1	17.58	6.07	4.66							
UNBUNDLED LOCAL EXCHANGE SWITCHING(PORTS)																
		Exchange Ports														
		NOTE: Although the Port Rate includes all available features in GA, KY, LA & TN, the desired features will need to be ordered using retail USOCs														
		2-WIRE VOICE GRADE LINE PORT RATES (RES)														
		Exchange Ports - 2-Wire Analog Line Port- Res.			UEPSR	UEPRL	1.89	9.93	9.19	3.66	2.92			20.35	10.54	13.32
		Exchange Ports - 2-Wire Analog Line Port with Caller ID - Res.			UEPSR	UEPRC	1.89	9.93	9.19	3.66	2.92			20.35	10.54	13.32
		Exchange Ports - 2-Wire Analog Line Port outgoing only - Res.			UEPSR	UEPRO	1.89	9.93	9.19	3.66	2.92			20.35	10.54	13.32
		Exchange Ports - 2-Wire VG unbundled TN extended local dialing parity Port with Caller ID - Res.			UEPSR	UEPAQ	1.89	9.93	9.19	3.66	2.92			20.35	10.54	13.32
		Exchange Ports - 2-Wire VG unbundled Tennessee Area Plus with Caller ID - Res (AC7)			UEPSR	UEPAH	1.89	9.93	9.19	3.66	2.92			20.35	10.54	13.32
		Exchange Ports - 2-Wire VG unbundled Tennessee Area Calling port with Caller ID - Res (F2R)			UEPSR	UEPAK	1.89	9.93	9.19	3.66	2.92			20.35	10.54	13.32
		Exchange Ports - 2-Wire VG unbundled Tennessee Area Calling port with Caller ID - Res (TACER)			UEPSR	UEPAL	1.89	9.93	9.19	3.66	2.92			20.35	10.54	13.32
		Exchange Ports - 2-Wire VG unbundled Tennessee Area Calling port with Caller ID - Res (TACSR)			UEPSR	UEPAM	1.89	9.93	9.19	3.66	2.92			20.35	10.54	13.32
		Exchange Ports - 2-Wire VG unbundled Tennessee Area Calling port with Caller ID - Res (1MF2X)			UEPSR	UEPAN	1.89	9.93	9.19	3.66	2.92			20.35	10.54	13.32
		Exchange Ports - 2-Wire VG unbundled Tennessee Area Calling port with Caller ID - Res (2MR)			UEPSR	UEPAO	1.89	9.93	9.19	3.66	2.92			20.35	10.54	13.32
		Exchange Ports - 2-Wire VG unbundled res, low usage line port with Caller ID (LUM)			UEPSR	UEPAP	1.89	9.93	9.19	3.66	2.92			20.35	10.54	13.32
		Exchange Port - 2-Wire VG Tennessee Residence Dialing Plan without Caller ID			UEPSR	UEPWN	1.89	9.93	9.19	3.66	2.92			20.35	10.54	13.32
		Exchange Port - 2-Wire VG Tennessee Residence Area Plus without Caller ID			UEPSR	UEPRR	1.89	9.93	9.19	3.66	2.92			20.35	10.54	13.32
		2-Wire voice unbundled Low Usage Line Port without Caller ID Capability			UEPSR	UEPRT	1.89	9.93	9.19	3.66	2.92			20.35	10.54	13.32
		Subsequent Activity			UEPSR	USASC	0.00	0.00	0.00					20.35	10.54	13.32
FEATURES																
		All Available Vertical Features			UEPSR	UEPVF	0.00	0.00	0.00					20.35	10.54	13.32
		2-WIRE VOICE GRADE LINE PORT RATES (BUS)														
		Exchange Ports - 2-Wire Analog Line Port without Caller ID - Bus			UEPSB	UEPBL	1.89	9.93	9.19	3.66	2.92			20.35	10.54	13.32

UNBUNDLED NETWORK ELEMENTS - Tennessee												Attachment: 2		Exhibit: A		
CATEGORY	RATE ELEMENTS	Interim	Zone	BCS	USOC	RATES (\$)					Svc Order Submitted Elec per LSR	Svc Order Submitted Manually per LSR	Incremental Charge - Manual Svc Order vs. Electronic-1st	Incremental Charge - Manual Svc Order vs. Electronic-Add'l	Incremental Charge - Manual Svc Order vs. Electronic-Disc 1st	Incremental Charge - Manual Svc Order vs. Electronic-Disc Add'l
						Rec	Nonrecurring First	Add'l	Nonrecurring Disconnect		OSS Rates (\$)					
									First	Add'l	SOME C	SOMAN	SOMAN	SOMAN	SOMAN	SOMAN
	Exchange Ports - 2-Wire VG unbundled Line Port with unbundled port with Caller+E484 ID - Bus.			UEPSB	UEPBC	1.89	9.93	9.19	3.66	2.92			20.35	10.54	13.32	1.40
	Exchange Ports - 2-Wire Analog Line Port outgoing only - Bus.			UEPSB	UEPBO	1.89	9.93	9.19	3.66	2.92			20.35	10.54	13.32	1.40
	Exchange Ports - 2-Wire VG unbundled TN extended local dialing party Port with Caller ID - Bus.			UEPSB	UEPAV	1.89	9.93	9.19	3.66	2.92			20.35	10.54	13.32	1.40
	Exchange Ports - 2-Wire VG unbundled incoming only port with Caller ID - Bus			UEPSB	UEPB1	1.89	9.93	9.19	3.66	2.92			20.35	10.54	13.32	1.40
	Exchange Ports - 2-Wire VG unbundled TN Bus 2-Way Area Calling Port Economy Option - Bus (TACC1)			UEPSB	UEPAC	1.89	9.93	9.19	3.66	2.92			20.35	10.54	13.32	1.40
	Exchange Ports - 2-Wire VG unbundled TN Bus 2-Way Area Calling Port Standard Option - Bus (TACC2)			UEPSB	UEPAD	1.89	9.93	9.19	3.66	2.92			20.35	10.54	13.32	1.40
	Exchange Ports - 2-W VG unbundled TN Bus 2-Way Collierville & Memphis Local Calling Port - Bus (B2F)			UEPSB	UEPAE	1.89	9.93	9.19	3.66	2.92			20.35	10.54	13.32	1.40
	Exchange Ports - 2-W VG unbundled TN Bus 2-Way Collierville & Memphis Local Calling Port			UEPSB	UEPB2	1.89	9.93	9.19	3.66	2.92			20.35	10.54	13.32	1.40
	Exchange Ports - 2-W VG unbundled TN, Business Line Inward, Collierville & Memphis Local Calling Plan			UEPSB	UEPB3	1.89	9.93	9.19	3.66	2.92			20.35	10.54	13.32	1.40
	Exchange Ports - 2-Wire Voice Tennessee Business Dialing Plan without Caller ID			UEPSB	UEPWO	1.89	9.93	9.19	3.66	2.92			20.35	10.54	13.32	1.40
	2-Wire voice unbundled Incoming Only Port without Caller ID Capability			UEPSB	UEPBE	1.89	9.93	9.19	3.66	2.92			20.35	10.54	13.32	1.40
	Subsequent Activity			UEPSB	USASC	0.00	0.00	0.00					20.35	10.54	13.32	1.40
	FEATURES															
	All Available Vertical Features			UEPSB	UEPVF	0.00	0.00	0.00					20.35	10.54	13.32	1.40
	EXCHANGE PORT RATES (DID & PBX)															
	2-Wire VG Unbundled 2-Way PBX Trunk - Res			UEPSE	UEPRD	1.79	9.93	9.19	3.66	2.92			20.35	10.54	13.32	1.40
	2-Wire VG Line Side Unbundled 2-Way PBX Trunk - Bus			UEPSP	UEPPC	1.79	9.93	9.19	3.66	2.92			20.35	10.54	13.32	1.40
	2-Wire VG Line Side Unbundled Outward PBX Trunk - Bus			UEPSP	UEPPO	1.79	9.93	9.19	3.66	2.92			20.35	10.54	13.32	1.40
	2-Wire VG Line Side Unbundled Incoming PBX Trunk - Bus			UEPSP	UEPP1	1.79	9.93	9.19	3.66	2.92			20.35	10.54	13.32	1.40
	2-Wire Analog Long Distance Terminal PBX Trunk - Bus			UEPSP	UEPLD	1.79	9.93	9.19	3.66	2.92			20.35	10.54	13.32	1.40
	2-Wire Analog TN 2-Way Calling Plan PBX Trunk - Bus			UEPSP	UEPT2	1.79	9.93	9.19	3.66	2.92			20.35	10.54	13.32	1.40
	2-Wire TN Outward Calling Plan PBX Trunk - Bus			UEPSP	UEPTO	1.79	9.93	9.19	3.66	2.92			20.35	10.54	13.32	1.40
	2-Wire Voice Unbundled PBX LD Terminal Ports			UEPSP	UEPLD	1.79	9.93	9.19	3.66	2.92			20.35	10.54	13.32	1.40
	2-Wire Voice Unbundled 2-Way PBX Tennessee Calling Port			UEPSP	UEPT2	1.79	9.93	9.19	3.66	2.92			20.35	10.54	13.32	1.40
	2-Wire Voice Unbundled 1-Way Outgoing PBX Tennessee Calling Port			UEPSP	UEPTO	1.79	9.93	9.19	3.66	2.92			20.35	10.54	13.32	1.40
	2-Wire Voice Unbundled 2-Way PBX Usage Port			UEPSP	UEPXA	1.79	9.93	9.19	3.66	2.92			20.35	10.54	13.32	1.40
	2-Wire Voice Unbundled PBX Toll Terminal Hotel Ports			UEPSP	UEPXB	1.79	9.93	9.19	3.66	2.92			20.35	10.54	13.32	1.40
	2-Wire Voice Unbundled PBX LD DDD Terminals Port			UEPSP	UEPXC	1.79	9.93	9.19	3.66	2.92			20.35	10.54	13.32	1.40
	2-Wire Voice Unbundled PBX LD Terminal Switchboard Port			UEPSP	UEPXD	1.79	9.93	9.19	3.66	2.92			20.35	10.54	13.32	1.40
	2-Wire Voice Unbundled PBX LD Terminal Switchboard IDD Capable Port			UEPSP	UEPXE	1.79	9.93	9.19	3.66	2.92			20.35	10.54	13.32	1.40
	2-Wire Voice Unbundled 2-Way PBX Hotel/Hospital Economy Administrative Calling Port			UEPSP	UEPXL	1.79	9.93	9.19	3.66	2.92			20.35	10.54	13.32	1.40
	2-Wire Voice Unbundled 2-Way PBX Hotel/Hospital Economy Room Calling Port			UEPSP	UEPXM	1.79	9.93	9.19	3.66	2.92			20.35	10.54	13.32	1.40
	2-W Voice Unbundled 1-Way Out PBX Hotel/Hospital Economy Administrative Calling Port TN Calling Port			UEPSP	UEPXN	1.79	9.93	9.19	3.66	2.92			20.35	10.54	13.32	1.40
	2-Wire Voice Unbundled 1-Way Outgoing PBX Hotel/Hospital Discount Room Calling Port			UEPSP	UEPXO	1.79	9.93	9.19	3.66	2.92			20.35	10.54	13.32	1.40
	Unbundled Exchange Ports, PBX Trunk Combination, Collierville and Memphis Local Calling Plan			UEPSP	UEPA6	1.79	9.93	9.19	3.66	2.92			20.35	10.54	13.32	1.40
	Unbundled Exchange Ports, PBX Trunk Combination, first trunk, Collierville and Memphis Local Calling Plan			UEPSP	UEPA7	1.79	9.93	9.19	3.66	2.92			20.35	10.54	13.32	1.40
	2-Wire Voice Unbundled 1-Way Outgoing PBX Measured Port			UEPSP	UEPXS	1.79	9.93	9.19	3.66	2.92			20.35	10.54	13.32	1.40
	2-Wire Voice Unbundled PBX Collierville and Memphis Calling Port			UEPSP	UEPXU	1.79	9.93	9.19	3.66	2.92			20.35	10.54	13.32	1.40

UNBUNDLED NETWORK ELEMENTS - Tennessee											Attachment: 2		Exhibit: A			
CATEGORY	RATE ELEMENTS	Interim	Zone	BCS	USOC	RATES (\$)					Svc Order Submitted Elec per LSR	Svc Order Submitted Manually per LSR	Incremental Charge - Manual Svc Order vs. Electronic-1st	Incremental Charge - Manual Svc Order vs. Electronic-Add'l	Incremental Charge - Manual Svc Order vs. Electronic-Disc 1st	Incremental Charge - Manual Svc Order vs. Electronic-Disc Add'l
						Rec	Nonrecurring	Add'l	Nonrecurring Disconnect		OSS Rates (\$)					
							First			First	Add'l	SOME C	SOMAN	SOMAN	SOMAN	SOMAN
	2-Wire Voice Unbundled 2-Way PBX Tennessee RegionServ Calling Port			UEPSP	UEPXV	1.79	9.93	9.19	3.66	2.92			20.35	10.54	13.32	1.40
	Subsequent Activity			UEPSP	USASC	0.00	0.00	0.00					20.35	10.54	13.32	1.40
	FEATURES															
	All Available Vertical Features			UEPSP	UEPSE	0.00	0.00	0.00					20.35	10.54	13.32	1.40
	EXCHANGE PORT RATES (COIN)															
	Exchange Ports - Coin Port					2.11	9.93	9.19	3.66	2.92			20.35	10.54	13.32	1.40
NOTE: Transmission/usage charges associated with POTS circuit switched usage will also apply to circuit switched voice and/or circuit switched data transmission by B-Channels associated with 2-wire ISDN ports.																
NOTE: Access to B Channel or D Channel Packet capabilities will be available only through BFR/New Business Request Process. Rates for the packet capabilities will be determined via the Bona Fide Request/New Business Request Process.																
UNBUNDLED LOCAL EXCHANGE SWITCHING(PORTS)																
EXCHANGE PORT RATES																
The DS1 Port rates below for 4-Wire DDITS Trunk Port and 4-Wire ISDN Port in this rate exhibit apply to the embedded base in place as of 10/2/03 until 4/1/04. After 4/1/04 these rates shall revert to tariff rates or a separate agreement.																
Requests for 4-Wire DDITS Trunk Ports with 4-Wire ISDN DS1 Ports after the effective date of this amendment shall be provided pursuant to a separate agreement or tariff at BellSouth's discretion.																
	Exchange Ports - 2-Wire DID Port			UEPEX	UEPP2	8.97	47.75	47.01	9.21	8.47			20.35	10.54	13.32	1.40
	Exchange Ports - DDITS Port - 4-Wire DS1 Port with DID capability (E:4/1/2004)			UEPDD	UEPDD	35.74	75.93	38.15	8.77	8.04			20.35	10.54	13.32	1.40
	Exchange Ports - 2-Wire ISDN Port (See Notes below.)			UEPTX, UEPSX	U1PMA	16.26	30.23	29.49	4.10	4.10			20.35	10.54	13.32	1.40
	All Features Offered			UEPTX, UEPSX	UEPVF	0.00	0.00	0.00								
	Exchange Ports - 2-Wire ISDN Port -- Channel Profiles			UEPTX, UEPSX	U1UMA	0.00	0.00	0.00								
NOTE: Transmission/usage charges associated with POTS circuit switched usage will also apply to circuit switched voice and/or circuit switched data transmission by B-Channels associated with 2-wire ISDN ports.																
NOTE: Access to B Channel or D Channel Packet capabilities will be available only through BFR/New Business Request Process. Rates for the packet capabilities will be determined via the Bona Fide Request/New Business Request Process.																
EXCHANGE PORT RATES (continued)																
	Exchange Ports - 4-Wire ISDN DS1 Port with Detailed E911 Locator Capability (E:4/1/2004)			UEPEX	UEPEX	75.04	148.66	147.18	38.46	36.98			20.35	10.54	13.32	1.40
	Exchange Ports - 4-Wire ISDN DS1 Port (E:4/1/2004)			UEPDX	UEPDX	75.04	148.66	147.18	38.46	36.98			20.35	10.54		
	Physical Collocation - DS1 Cross-Connects			UEPEX	UEPDX	1.51	53.27	40.16								
	Virtual collocation - Special Access & UNE, cross-connect per DS1			UEPEX	UEPDX	1.32	32.22	17.76	10.46	8.75						
Detailed E911 with Locator Capability (required with UEPEX port)																
	Unbundled Exchange Ports, 4-Wire ISDN DS1 Port - E911 Locator Capability - Initial Profile Establishment per CLEC per State			UEPEX	UEP1A	0.00	1,699.00		147.00				20.35	10.54		
	Unbundled Exchange Ports, 4-Wire ISDN DS1 Port - E911 Locator Capability - Subsequent Profile Changes, Additions, Deletions			UEPEX	UEP1B	0.00	164.94						20.35	10.54		
New or Additional PRI Telephone Numbers																
	Unbundled Exchange Ports, 4-Wire ISDN DS1 Port - E911 Locator Capability 2-way Telephone Numbers, per number in E911 profile [New or Additional]			UEPEX	UEP1C	0.0755	0.94						20.35	10.54		
	Unbundled Exchange Ports, 4-Wire ISDN DS1 Port - E911 Locator Capability - Outdial Telephone Numbers, per number in E911 profile [New or Additional]			UEPEX	UEP1D	0.0755	22.36	22.36					20.35	10.54		
	Unbundled Exchange Ports, 4-Wire ISDN DS1 Port - Inward Telephone Numbers - Inward Data Only Option [New or Additional]			UEPDX	UEP1E	0.00	0.94						20.35	10.54		
	Exchange Ports - 4-Wire ISDN DS1 Port - Subsequent [New] Inward Tel Numbers [Customer Testing Purposes]			UEPEX	PR7ZT	0.00	44.71	44.70					20.35	10.54		
LOCAL NUMBER PORTABILITY																
	Local Number Portability (1 per port)			UEPEX	UEPDX	1.75							20.35	10.54		
INTERFACE (Provsioning Only)																
	Voice/Data			UEPEX	PR71V	0.00	0.00	0.00					20.35	10.54		
	Digital Data			UEPEX	PR71D	0.00	0.00	0.00					20.35	10.54		
	Inward Data			UEPDX	PR71E	0.00	0.00	0.00					20.35	10.54		
New or Additional Channel																
	New or Additional - Voice/Data "B" Channel			UEPEX	PR7BV	0.00	28.39						20.35	10.54		
	New or Additional - Digital Data "B" Channel			UEPEX	PR7BF	0.00	29.11						20.35	10.54		
	New or Additional Inward Data "B" Channel			UEPDX	PR7BD	0.00	29.39						20.35	10.54		
	New or Additional Useage Sensitive Voice Data "B" Channel			UEPEX	PR7BS	0.00	29.39						20.35	10.54		
	New or Additional Useage Sensitive Digital Data "B" Channel			UEPEX	PR7BU	0.00	29.39						20.35	10.54		

UNBUNDLED NETWORK ELEMENTS - Tennessee											Attachment: 2		Exhibit: A				
CATEGORY	RATE ELEMENTS		Interim	Zone	BCS	USOC	RATES (\$)				Svc Order Submitted Elec per LSR	Svc Order Submitted Manually per LSR	Incremental Charge - Manual Svc Order vs. Electronic-1st	Incremental Charge - Manual Svc Order vs. Electronic-Add'l	Incremental Charge - Manual Svc Order vs. Electronic-Disc 1st	Incremental Charge - Manual Svc Order vs. Electronic-Disc Add'l	
							Rec	Nonrecurring First	Add'l	Nonrecurring Disconnect First	Add'l	SOMEc	SOMAN	OSS Rates (\$)			
		New or Additional PRI "D" Channel			UEPEX	PR7EX	0.00	29.39						20.35	10.54		
		CALL TYPES															
		Inward			UEPEX	UEPDX	PR7C1	0.00	0.00	0.00							
		Outward			UEPEX		PR7CO	0.00	0.00	0.00							
		Two-way			UEPEX		PR7CC	0.00	0.00	0.00							
		UNBUNDLED PORT with REMOTE CALL FORWARDING CAPABILITY															
		UNBUNDLED REMOTE CALL FORWARDING SERVICE - RESIDENCE															
		Unbundled Remote Call Forwarding Service, Area Calling, Res			UEPVR		UERAC	1.89	9.93	9.19	3.66	2.92		20.35	10.54	13.32	1.40
		Unbundled Remote Call Forwarding Service, Local Calling - Res			UEPVR		UERLC	1.89	9.93	9.19	3.66	2.92		20.35	10.54	13.32	1.40
		Unbundled Remote Call Forwarding Service, InterLATA - Res			UEPVR		UERTE	1.89	9.93	9.19	3.66	2.92		20.35	10.54	13.32	1.40
		Unbundled Remote Call Forwarding Service, IntraLATA - Res			UEPVR		UERTR	1.89	9.93	9.19	3.66	2.92		20.35	10.54	13.32	1.40
		Non-Recurring															
		Unbundled Remote Call Forwarding Service - Conversion - Switch-as-is			UEPVR		USAC2		1.03	0.29				20.35	10.54	13.32	1.40
		Unbundled Remote Call Forwarding Service - Conversion with allowed change (PIC and LPIC)			UEPVR		USACC		1.03	0.29							
		UNBUNDLED REMOTE CALL FORWARDING - Bus															
		Unbundled Remote Call Forwarding Service, Area Calling - Bus			UEPVB		UERAC	1.89	9.93	9.19	3.66	2.92		20.35	10.54	13.32	1.40
		Unbundled Remote Call Forwarding Service, Local Calling - Bus			UEPVB		UERLC	1.89	9.93	9.19	3.66	2.92		20.35	10.54	13.32	1.40
		Unbundled Remote Call Forwarding Service, InterLATA - Bus			UEPVB		UERTE	1.89	9.93	9.19	3.66	2.92		20.35	10.54	13.32	1.40
		Unbundled Remote Call Forwarding Service, IntraLATA - Bus			UEPVB		UERTR	1.89	9.93	9.19	3.66	2.92		20.35	10.54	13.32	1.40
		Unbundled Remote Call Forwarding Service Expanded and Exception Local Calling			UEPVB		UERVJ	1.89	9.93	9.19	3.66	2.92		20.35	10.54	13.32	1.40
		Non-Recurring															
		Unbundled Remote Call Forwarding Service - Conversion - Switch-as-is			UEPVB		USAC2		1.03	0.29				20.35	10.54	13.32	1.40
		Unbundled Remote Call Forwarding Service - Conversion with allowed change (PIC and LPIC)			UEPVB		USACC		1.03	0.29							
		UNBUNDLED LOCAL SWITCHING, PORT USAGE															
		End Office Switching (Port Usage)															
		End Office Switching Function, Per MOU					0.0008041										
		Tandem Switching (Port Usage) (Local or Access Tandem)															
		Tandem Switching Function Per MOU					0.0009778										
		Tandem Switching Function Per MOU (Melded)					0.000380364										
		Melded Factor: 38.90% of the Tandem Rate															
		Common Transport															
		Common Transport - Per Mile, Per MOU					0.0000064										
		Common Transport - Facilities Termination Per MOU					0.0003871										
		UNBUNDLED PORT/LOOP COMBINATIONS - COST BASED RATES															
		Cost Based Rates are applied where BellSouth is required by FCC and/or State Commission rule to provide Unbundled Local Switching or Switch Ports.															
		Features shall apply to the Unbundled Port/Loop Combination - Cost Based Rate section in the same manner as they are applied to the Stand-Alone Unbundled Port section of this Rate Exhibit.															
		End Office and Tandem Switching Usage and Common Transport Usage rates in the Port section of this rate exhibit shall apply to all combinations of loop/port network elements except for UNE Coin Port/Loop Combinations.															
		The first and additional Port nonrecurring charges apply to Not Currently Combined Combos. For Currently Combined Combos the nonrecurring charges shall be those identified in the Nonrecurring - Currently Combined sections.															
		2-WIRE VOICE GRADE LOOP WITH 2-WIRE LINE PORT (RES)															
		UNE Port/Loop Combination Rates															
		2-Wire VG Loop/Port Combo - Zone 1		1			14.18										
		2-Wire VG Loop/Port Combo - Zone 2		2			18.01										
		2-Wire VG Loop/Port Combo - Zone 3		3			23.02										
		UNE Loop Rates															
		2-Wire Voice Grade Loop (SL1) - Zone 1		1	UEPRX	UEPLX	12.48										
		2-Wire Voice Grade Loop (SL1) - Zone 2		2	UEPRX	UEPLX	16.31										
		2-Wire Voice Grade Loop (SL1) - Zone 3		3	UEPRX	UEPLX	21.32										
		2-Wire Voice Grade Line Port Rates (Res)															
		2-Wire voice unbundled port - residence			UEPRX	UEPRL	1.70	22.14	15.25	8.45	3.91		15.69				
		2-Wire voice unbundled port with Caller ID - res			UEPRX	UEPRC	1.70	22.14	15.25	8.45	3.91		15.69				
		2-Wire voice unbundled port outgoing only - res			UEPRX	UEPRO	1.70	22.14	15.25	8.45	3.91		15.69				

UNBUNDLED NETWORK ELEMENTS - Tennessee												Attachment: 2		Exhibit: A		
CATEGORY	RATE ELEMENTS	Interim	Zone	BCS	USOC	RATES (\$)					Svc Order Submitted Elec per LSR	Svc Order Submitted Manually per LSR	Incremental Charge - Manual Svc Order vs. Electronic-1st	Incremental Charge - Manual Svc Order vs. Electronic-Add'l	Incremental Charge - Manual Svc Order vs. Electronic-Disc 1st	Incremental Charge - Manual Svc Order vs. Electronic-Disc Add'l
						Rec	Nonrecurring	Add'l	Nonrecurring	Disconnect	OSS Rates (\$)					
							First		First	Add'l	SOMEc	SOMAN	SOMAN	SOMAN	SOMAN	SOMAN
	2-Wire voice Grade unbundled Tennessee extended local dialing parity port with Caller ID - res			UEPRX	UEPAQ	1.70	22.14	15.25	8.45	3.91		15.69				
	2-Wire voice unbundled Tennessee Area Plus with Caller ID - res (AC7)			UEPRX	UEPAH	1.70	22.14	15.25	8.45	3.91		15.69				
	2-Wire voice unbundled Tennessee Area Calling port with Caller ID - res (F2R)			UEPRX	UEPAK	1.70	22.14	15.25	8.45	3.91		15.69				
	2-Wire voice unbundled Tennessee Area Calling port with Caller ID - res (TACER)			UEPRX	UEPAL	1.70	22.14	15.25	8.45	3.91		15.69				
	2-Wire voice unbundled Tennessee Area Calling port with Caller ID - res (TACSR)			UEPRX	UEPAM	1.70	22.14	15.25	8.45	3.91		15.69				
	2-Wire voice unbundled Tennessee Area Calling port with Caller ID - res (1MF2X)			UEPRX	UEPAN	1.70	22.14	15.25	8.45	3.91		15.69				
	2-Wire voice unbundled Tennessee Area Calling port with Caller ID - res (2MR)			UEPRX	UEPAO	1.70	22.14	15.25	8.45	3.91		15.69				
	2-Wire voice unbundles res, low usage line port with Caller ID (LUM)			UEPRX	UEPAP	1.70	22.14	15.25	8.45	3.91		15.69				
	2-Wire Voice Unbundled Tennessee Residence Dialing Plan without Caller ID			UEPRX	UEPWN	1.70	22.14	15.25	8.45	3.91		15.69				
	2-Wire voice unbundled Tennessee Area Plus Port without Caller ID Capability			UEPRX	UEPRR	1.70	22.14	15.25	8.45	3.91		15.69				
	2-Wire voice unbundled Low Usage Line Port without Caller ID Capability			UEPRX	UEPRT	1.70	22.14	15.25	8.45	3.91		15.69				
	FEATURES															
	All Features Offered			UEPRX	UEPVF	0.00	0.00	0.00				15.69				
	LOCAL NUMBER PORTABILITY															
	Local Number Portability (1 per port)			UEPRX	LNPCX	0.35										
	NONRECURRING CHARGES (NRCs) - CURRENTLY COMBINED															
	2-Wire Voice Grade Loop / Line Port Combination - Conversion - Switch-as-is			UEPRX	USAC2		1.03	0.29				15.69				
	2-Wire Voice Grade Loop / Line Port Combination - Conversion - Switch with change			UEPRX	USACC		1.03	0.29				15.69				
	2-Wire Voice Grade Loop / Line Port Combination - Conversion - Subsequent Database Update						0.76					15.69				
	ADDITIONAL NRCs															
	2-Wire Voice Grade Loop/Line Port Combination - Subsequent Activity			UEPRX	USAS2	0.00	0.00	0.00				15.69				
	Unbundled Miscellaneous Rate Element, Tag Loop at End User Premise			UEPRX	URETL		8.33	0.83					20.35	10.54	13.32	13.32
	OFF/ON PREMISES EXTENSION CHANNELS															
	2 Wire Analog Voice Grade Extension Loop – Non-Design		1	UEPRX	UEAEN	13.19	31.99	20.02	10.65	1.41			20.35	10.54	13.32	13.32
	2 Wire Analog Voice Grade Extension Loop – Non-Design		2	UEPRX	UEAEN	17.23	31.99	20.02	10.65	1.41			20.35	10.54	13.32	13.32
	2 Wire Analog Voice Grade Extension Loop – Non-Design		3	UEPRX	UEAEN	22.53	31.99	20.02	10.65	1.41			20.35	10.54	13.32	13.32
	2 Wire Analog Voice Grade Extension Loop – Design		1	UEPRX	UEAED	16.56	75.06	48.20	28.70	17.64			20.35	10.54	13.32	13.32
	2 Wire Analog Voice Grade Extension Loop – Design		2	UEPRX	UEAED	21.63	75.06	48.20	28.70	17.64			20.35	10.54	13.32	13.32
	2 Wire Analog Voice Grade Extension Loop – Design		3	UEPRX	UEAED	28.28	75.06	48.20	28.70	17.64			20.35	10.54	13.32	13.32
	INTEROFFICE TRANSPORT															
	Interoffice Transport - Dedicated - 2 Wire Voice Grade - Facility Termination			UEPRX	U1TV2	18.58	55.39	17.37	27.96	3.51						
	Interoffice Transport - Dedicated - 2 Wire Voice Grade - Per Mile or Fraction Mile			UEPRX	U1TVM	0.0174	0.00	0.00								
	2-WIRE VOICE GRADE LOOP WITH 2-WIRE LINE PORT (BUS)															
	UNE Port/Loop Combination Rates															
	2-Wire VG Loop/Port Combo - Zone 1		1			14.18										
	2-Wire VG Loop/Port Combo - Zone 2		2			18.01										
	2-Wire VG Loop/Port Combo - Zone 3		3			23.02										
	UNE Loop Rates															
	2-Wire Voice Grade Loop (SL1) - Zone 1		1	UEPBX	UEPLX	12.48										
	2-Wire Voice Grade Loop (SL1) - Zone 2		2	UEPBX	UEPLX	16.31										
	2-Wire Voice Grade Loop (SL1) - Zone 3		3	UEPBX	UEPLX	21.32										

UNBUNDLED NETWORK ELEMENTS - Tennessee												Attachment: 2		Exhibit: A		
CATEGORY	RATE ELEMENTS	Interim	Zone	BCS	USOC	RATES (\$)					Svc Order Submitted Elec per LSR	Svc Order Submitted Manually per LSR	Incremental Charge - Manual Svc Order vs. Electronic-1st	Incremental Charge - Manual Svc Order vs. Electronic-Add'l	Incremental Charge - Manual Svc Order vs. Electronic-Disc 1st	Incremental Charge - Manual Svc Order vs. Electronic-Disc Add'l
						Rec	Nonrecurring First	Add'l	Nonrecurring Disconnect First	Add'l	OSS Rates (\$)					
	2-Wire Voice Grade Line Port (Bus)										SOME C	SOMAN	SOMAN	SOMAN	SOMAN	SOMAN
	2-Wire voice unbundled port without Caller ID - bus			UEPBX	UEPBL	1.70	22.14	15.25	8.45	3.91		15.69				
	2-Wire voice unbundled port with Caller + E484 ID - bus			UEPBX	UEPBC	1.70	22.14	15.25	8.45	3.91		15.69				
	2-Wire voice unbundled port outgoing only - bus			UEPBX	UEPBO	1.70	22.14	15.25	8.45	3.91		15.69				
	2-Wire voice Grade unbundled Tennessee extended local dialing parity port with Caller ID - bus			UEPBX	UEPAV	1.70	22.14	15.25	8.45	3.91		15.69				
	2-Wire voice unbundled incoming only port with Caller ID - Bus			UEPBX	UEPB1	1.70	22.14	15.25	8.45	3.91		15.69				
	2-Wire voice unbundled Tennessee Bus 2-Way Area Calling Port Economy Option (TACC1)			UEPBX	UEPAC	1.70	22.14	15.25	8.45	3.91		15.69				
	2-Wire voice unbundled Tennessee Bus 2-Way Area Calling Port Standard Option (TACC2)			UEPBX	UEPAD	1.70	22.14	15.25	8.45	3.91		15.69				
	2-Wire voice unbundled Tennessee Bus 2-Way Collierville and Memphis Local Calling Port (B2F)			UEPBX	UEPAE	1.70	22.14	15.25	8.45	3.91		15.69				
	2-Wire Voice Unbundled Tennessee Business Dialing Plan without Caller ID			UEPBX	UEPWO	1.70	22.14	15.25	8.45	3.91		15.69				
	Tennessee Inward Collierville and Memphis Local Calling Plan (BUS)			UEPBX	UEPB2	1.70	22.14	15.25	8.45	3.91		15.69				
	Tennessee 2-Way Collierville and Memphis Local Calling Plan (BUS)			UEPBX	UEPB3	1.70	22.14	15.25	8.45	3.91		15.69				
	2-Wire voice unbundled Incoming Only Port without Caller ID Capability			UEPBX	UEPBE	1.70	22.14	15.25	8.45	3.91		15.69				
	LOCAL NUMBER PORTABILITY															
	Local Number Portability (1 per port)			UEPBX	LNPCX	0.35										
	FEATURES															
	All Features Offered			UEPBX	UEPVF	0.00	0.00	0.00				15.69				
	NONRECURRING CHARGES (NRCs) - CURRENTLY COMBINED															
	2-Wire Voice Grade Loop / Line Port Combination - Conversion - Switch-as-is			UEPBX	USAC2		1.03	0.29				15.69				
	2-Wire Voice Grade Loop / Line Port Combination - Conversion - Switch with change			UEPBX	USACC		1.03	0.29				15.69				
	2-Wire Voice Grade Loop / Line Port Combination - Conversion - Subsequent Database Update						0.76					15.69				
	ADDITIONAL NRCs															
	2-Wire Voice Grade Loop/Line Port Combination - Subsequent Activity			UEPBX	USAS2	0.00	0.00	0.00				15.69				
	Unbundled Miscellaneous Rate Element, Tag Loop at End User Premise			UEPBX	URETL		8.33	0.83					20.35	10.54	13.32	13.32
	OFF/ON PREMISES EXTENSION CHANNELS															
	2 Wire Analog Voice Grade Extension Loop – Non-Design		1	UEPBX	UEAEN	13.19	31.99	20.02	10.65	1.41			20.35	10.54	13.32	13.32
	2 Wire Analog Voice Grade Extension Loop – Non-Design		2	UEPBX	UEAEN	17.23	31.99	20.02	10.65	1.41			20.35	10.54	13.32	13.32
	2 Wire Analog Voice Grade Extension Loop – Non-Design		3	UEPBX	UEAEN	22.53	31.99	20.02	10.65	1.41			20.35	10.54	13.32	13.32
	2 Wire Analog Voice Grade Extension Loop – Design		1	UEPBX	UEAED	16.56	75.06	48.20	28.70	17.64			20.35	10.54	13.32	13.32
	2 Wire Analog Voice Grade Extension Loop – Design		2	UEPBX	UEAED	21.63	75.06	48.20	28.70	17.64			20.35	10.54	13.32	13.32
	2 Wire Analog Voice Grade Extension Loop – Design		3	UEPBX	UEAED	28.28	75.06	48.20	28.70	17.64			20.35	10.54	13.32	13.32
	INTEROFFICE TRANSPORT															
	Interoffice Transport - Dedicated - 2 Wire Voice Grade - Facility Termination			UEPBX	U1TV2	18.58	55.39	17.37	27.96	3.51						
	Interoffice Transport - Dedicated - 2 Wire Voice Grade - Per Mile or Fraction Mile			UEPBX	U1TVM	0.0174	0.00	0.00								
	2-WIRE VOICE GRADE LOOP WITH 2-WIRE LINE PORT (RES - PBX)															
	UNE Port/Loop Combination Rates															
	2-Wire VG Loop/Port Combo - Zone 1		1			14.18										
	2-Wire VG Loop/Port Combo - Zone 2		2			18.01										
	2-Wire VG Loop/Port Combo - Zone 3		3			23.02										
	2-Wire Voice Grade Loop (SL 1) - Zone 1		1	UEPRG	UEPLX	12.48										
	2-Wire Voice Grade Loop (SL 1) - Zone 2		2	UEPRG	UEPLX	16.31										
	2-Wire Voice Grade Loop (SL 1) - Zone 3		3	UEPRG	UEPLX	21.32										
	2-Wire Voice Grade Line Port Rates (RES - PBX)															

UNBUNDLED NETWORK ELEMENTS - Tennessee												Attachment: 2		Exhibit: A			
CATEGORY	RATE ELEMENTS		Interim	Zone	BCS	USOC	RATES (\$)					Svc Order Submitted Elec per LSR	Svc Order Submitted Manually per LSR	Incremental Charge - Manual Svc Order vs. Electronic-1st	Incremental Charge - Manual Svc Order vs. Electronic-Add'l	Incremental Charge - Manual Svc Order vs. Electronic-Disc 1st	Incremental Charge - Manual Svc Order vs. Electronic-Disc Add'l
							Rec	Nonrecurring First	Add'l	Nonrecurring Disconnect First	Add'l	SOMEc	SOMAN	SOMAN	SOMAN	SOMAN	SOMAN
		2-Wire VG Unbundled Combination 2-Way PBX Trunk Port - Res			UEPRG	UEPRD	1.70	22.14	15.25	8.45	3.91		15.69				
	LOCAL NUMBER PORTABILITY																
		Local Number Portability (1 per port)			UEPRG	LNPCP	3.15	0.00	0.00				15.69				
	FEATURES																
		All Features Offered			UEPRG	UEPVF	0.00	0.00	0.00				15.69				
	NONRECURRING CHARGES (NRCs) - CURRENTLY COMBINED																
		2-Wire Voice Grade Loop/ Line Port Combination (PBX) - Conversion - Switch-As-Is			UEPRG	USAC2		1.03	0.29				15.69				
		2-Wire Voice Grade Loop/ Line Port Combination (PBX) - Conversion - Switch with Change			UEPRG	USACC		1.03	0.29				15.69				
		2-Wire Voice Grade Loop / Line Port Combination - Conversion - Subsequent Database Update						0.76					15.69				
	ADDITIONAL NRCs																
		2-Wire Voice Grade Loop/ Line Port Combination (PBX) - Subsequent Activity			UEPRG	USAS2	0.00	0.00	0.00				15.69				
		PBX Subsequent Activity - Change/Rearrange Multiline Hunt Group						14.64	14.64				15.69				
		Unbundled Miscellaneous Rate Element, Tag Loop at End User Premise			UEPRG	URETL		8.33	0.83					20.35	10.54	13.32	13.32
	OFF/ON PREMISES EXTENSION CHANNELS																
		Local Channel Voice grade, per termination		1	UEPRG	P2JHX	16.56	75.06	48.20	28.70	17.64			20.35	10.54	13.32	13.32
		Local Channel Voice grade, per termination		2	UEPRG	P2JHX	21.63	75.06	48.20	28.70	17.64			20.35	10.54	13.32	13.32
		Local Channel Voice grade, per termination		3	UEPRG	P2JHX	28.28	75.06	48.20	28.70	17.64			20.35	10.54	13.32	13.32
		Non-Wire Direct Serve Channel Voice Grade		SW	UEPRG	SDD2X	10.02	148.84	112.34	73.14	36.65			20.35	10.54	13.32	13.32
	INTEROFFICE TRANSPORT																
		Interoffice Transport - Dedicated - 2 Wire Voice Grade - Facility Termination			UEPRG	U1TV2	18.58	55.39	17.37	27.96	3.51						
		Interoffice Transport - Dedicated - 2 Wire Voice Grade - Per Mile or Fraction Mile			UEPRG	U1TVM	0.0174	0.00	0.00								
	2-WIRE VOICE GRADE LOOP WITH 2-WIRE LINE PORT (BUS - PBX)																
	UNE Port/Loop Combination Rates																
		2-Wire VG Loop/Port Combo - Zone 1		1			14.18										
		2-Wire VG Loop/Port Combo - Zone 2		2			18.01										
		2-Wire VG Loop/Port Combo - Zone 3		3			23.02										
	UNE Loop Rates																
		2-Wire Voice Grade Loop (SL 1) - Zone 1		1	UEPPX	UEPLX	12.48										
		2-Wire Voice Grade Loop (SL 1) - Zone 2		2	UEPPX	UEPLX	16.31										
		2-Wire Voice Grade Loop (SL 1) - Zone 3		3	UEPPX	UEPLX	21.32										
	2-Wire Voice Grade Line Port Rates (BUS - PBX)																
		Line Side Unbundled Combination 2-Way PBX Trunk Port - Bus			UEPPX	UEPPC	1.70	22.14	15.25	8.45	3.91		15.69				
		Line Side Unbundled Outward PBX Trunk Port - Bus			UEPPX	UEPPO	1.70	22.14	15.25	8.45	3.91		15.69				
		Line Side Unbundled Incoming PBX Trunk Port - Bus			UEPPX	UEPP1	1.70	22.14	15.25	8.45	3.91		15.69				
		2-Wire Voice Unbundled PBX LD Terminal Ports			UEPPX	UEPLD	1.70	22.14	15.25	8.45	3.91		15.69				
		2-Wire Voice Unbundled 2-Way Combination PBX Tennessee Calling Port			UEPPX	UEPT2	1.70	22.14	15.25	8.45	3.91		15.69				
		2-Wire Voice Unbundled 1-Way Outgoing PBX Tennessee Calling Port			UEPPX	UEPTO	1.70	22.14	15.25	8.45	3.91		15.69				
		2-Wire Voice Unbundled 2-Way Combination PBX Usage Port			UEPPX	UEPXA	1.70	22.14	15.25	8.45	3.91		15.69				
		2-Wire Voice Unbundled PBX Toll Terminal Hotel Ports			UEPPX	UEPXB	1.70	22.14	15.25	8.45	3.91		15.69				
		2-Wire Voice Unbundled PBX LD DDD Terminals Port			UEPPX	UEPXC	1.70	22.14	15.25	8.45	3.91		15.69				
		2-Wire Voice Unbundled PBX LD Terminal Switchboard Port			UEPPX	UEPXD	1.70	22.14	15.25	8.45	3.91		15.69				
		2-Wire Voice Unbundled PBX LD Terminal Switchboard IDD Capable Port			UEPPX	UEPXE	1.70	22.14	15.25	8.45	3.91		15.69				
		2-Wire Voice Unbundled 2-Way PBX Hotel/Hospital Economy Administrative Calling Port			UEPPX	UEPXL	1.70	22.14	15.25	8.45	3.91		15.69				
		2-Wire Voice Unbundled 2-Way PBX Hotel/Hospital Economy Room Calling Port			UEPPX	UEPXM	1.70	22.14	15.25	8.45	3.91		15.69				

UNBUNDLED NETWORK ELEMENTS - Tennessee												Attachment: 2		Exhibit: A			
CATEGORY		RATE ELEMENTS	Interim	Zone	BCS	USOC	RATES (\$)				Svc Order Submitted Elec per LSR	Svc Order Submitted Manually per LSR	Incremental Charge - Manual Svc Order vs. Electronic-1st	Incremental Charge - Manual Svc Order vs. Electronic-Add'l	Incremental Charge - Manual Svc Order vs. Electronic-Disc 1st	Incremental Charge - Manual Svc Order vs. Electronic-Disc Add'l	
							Rec	Nonrecurring First	Add'l	Nonrecurring Disconnect		OSS Rates (\$)					
						First				Add'l	SOMEc	SOMAN	SOMAN	SOMAN	SOMAN	SOMAN	
		2-Wire Voice Unbundled 1W Out PBX Hotel/Hospital Economy Administrative Calling Port TN Calling Port			UEPPX	UEPXN	1.70	22.14	15.25	8.45	3.91		15.69				
		2-Wire Voice Unbundled 1-Way Outgoing PBX Hotel/Hospital Discount Room Calling Port			UEPPX	UEPXO	1.70	22.14	15.25	8.45	3.91		15.69				
		2-Wire Voice Unbundled 1-Way Outgoing PBX Measured Port			UEPPX	UEPXS	1.70	22.14	15.25	8.45	3.91		15.69				
		2-Wire Voice Unbundled PBX Collierville and Memphis Calling Port			UEPPX	UEPXU	1.70	22.14	15.25	8.45	3.91		15.69				
		2-Wire Voice Unbundled 2-Way PBX Tennessee RegionServ Callling Port			UEPPX	UEPXV	1.70	22.14	15.25	8.45	3.91		15.69				
		Tennessee PBX 2-Way Combo Each Additional Trunk Collierville and Memphis Local Calling Plan			UEPPX	UEPA6	1.70	22.14	15.25	8.45	3.91		15.69				
		Tennessee PBX 2-Way Combo First Trunk Collierville and Memphis Local Calling Plan			UEPPX	UEPA7	1.70	22.14	15.25	8.45	3.91		15.69				
	LOCAL NUMBER PORTABILITY																
		Local Number Portability (1 per port)			UEPPX	LNPCP	3.15	0.00	0.00				15.69				
	FEATURES																
		All Features Offered			UEPPX	UEPVF	0.00	0.00	0.00				15.69				
	NONRECURRING CHARGES (NRCs) - CURRENTLY COMBINED																
		2-Wire Voice Grade Loop/ Line Port Combination (PBX) - Conversion - Switch-As-Is			UEPPX	USAC2		1.03	0.29				15.69				
		2-Wire Voice Grade Loop/ Line Port Combination (PBX) - Conversion - Switch with Change			UEPPX	USACC		1.03	0.29				15.69				
		2-Wire Voice Grade Loop / Line Port Combination - Conversion - Subsequent Database Update						0.76					15.69				
	ADDITIONAL NRCs																
		2-Wire Voice Grade Loop/ Line Port Combination (PBX) - Subsequent Activity			UEPPX	USAS2	0.00	0.00	0.00				15.69				
		PBX Subsequent Activity - Change/Rearrange Multiline Hunt Group						14.64	14.64				15.69				
		Unbundled Miscellaneous Rate Element, Tag Loop at End User Premise			UEPPX	URETL		8.33	0.83				20.35	10.54	13.32	13.32	
	OFF/ON PREMISES EXTENSION CHANNELS																
		Local Channel Voice grade, per termination		1	UEPPX	P2JHX	16.56	75.06	48.20	28.70	17.64		20.35	10.54	13.32	13.32	
		Local Channel Voice grade, per termination		2	UEPPX	P2JHX	21.63	75.06	48.20	28.70	17.64		20.35	10.54	13.32	13.32	
		Local Channel Voice grade, per termination		3	UEPPX	P2JHX	28.28	75.06	48.20	28.70	17.64		20.35	10.54	13.32	13.32	
		Non-Wire Direct Serve Channel Voice Grade		SW	UEPPX	SDD2X	10.02	148.84	112.34	73.14	36.65		20.35	10.54	13.32	13.32	
	INTEROFFICE TRANSPORT																
		Interoffice Transport - Dedicated - 2 Wire Voice Grade - Facility Termination			UEPPX	U1TV2	18.58	55.39	17.37	27.96	3.51						
		Interoffice Transport - Dedicated - 2 Wire Voice Grade - Per Mile or Fraction Mile			UEPPX	U1TVM	0.0174	0.00	0.00								
	UNE Port/Loop Combination Rates																
		2-Wire VG Coin Port/Loop Combo – Zone 1		1			14.18										
		2-Wire VG Coin Port/Loop Combo – Zone 2		2			18.01										
		2-Wire VG Coin Port/Loop Combo – Zone 3		3			23.02										
	UNE Loop Rates																
		2-Wire Voice Grade Loop (SL1) - Zone 1		1	UEPCO	UEPLX	12.48										
		2-Wire Voice Grade Loop (SL1) - Zone 2		2	UEPCO	UEPLX	16.31										
		2-Wire Voice Grade Loop (SL1) - Zone 3		3	UEPCO	UEPLX	21.32										
	2-Wire Voice Grade Line Ports (COIN)																
		2-Wire Coin 2-Way without Operator Screening and without Blocking (TN)			UEPCO	UEPTB	1.70	22.14	15.25	8.45	3.91		15.69				
		2-Wire Coin 2-Way with Operator Screening and Blocking: 011, 900/976, 1+DDD (NC, TN)			UEPCO	UEPRP	1.70	22.14	15.25	8.45	3.91		15.69				
		2-Wire Coin 2-Way with Operator Screening and 011 Blocking (TN)			UEPCO	UEPTA	1.70	22.14	15.25	8.45	3.91		15.69				
		2-Wire Coin 2-Way with Operator Screening: 900 Blocking: 900/976, 1+DDD, 011+, and Local (NC, TN)			UEPCO	UEPCA	1.70	22.14	15.25	8.45	3.91		15.69				

UNBUNDLED NETWORK ELEMENTS - Tennessee												Attachment: 2		Exhibit: A			
CATEGORY	RATE ELEMENTS		Interim	Zone	BCS	USOC	RATES (\$)				Svc Order Submitted Elec per LSR	Svc Order Submitted Manually per LSR	Incremental Charge - Manual Svc Order vs. Electronic-1st	Incremental Charge - Manual Svc Order vs. Electronic-Add'l	Incremental Charge - Manual Svc Order vs. Electronic-Disc 1st	Incremental Charge - Manual Svc Order vs. Electronic-Disc Add'l	
							Rec	Nonrecurring First	Add'l	Nonrecurring Disconnect First	Add'l	OSS Rates (\$)					
												SOMEc	SOMAN	SOMAN	SOMAN	SOMAN	
		2-Wire Coin Outward with Operator Screening and 011 Blocking (TN)			UEPCO	UEPTC	1.70	22.14	15.25	8.45	3.91		15.69				
		2-Wire Coin Outward with Operator Screening and Blocking: 900/976, 1+DDD, 011+, and Local (TN)			UEPCO	UEPOT	1.70	22.14	15.25	8.45	3.91		15.69				
		2-Wire 2-Way Smartline with 900/976 (all states except LA)			UEPCO	UEPCK	1.88						15.69				
		2-Wire Coin Outward Smartline with 900/976 (all states except LA)			UEPCO	UEPCR	1.88						15.69				
		ADDITIONAL UNE COIN PORT/LOOP (RC)															
		UNE Coin Port/Loop Combo Usage (Flat Rate)			UEPCO	URECU	3.45	0.00	0.00	0.00	0.00		15.69				
		Local Number Portability (1 per port)			UEPCO	LNPCX	0.35										
		2-Wire Voice Grade Loop / Line Port Combination - Conversion - Switch-as-is			UEPCO	USAC2		1.03	0.29				15.69				
		2-Wire Voice Grade Loop / Line Port Combination - Conversion - Switch with change			UEPCO	USACC		1.03	0.29				15.69				
		2-Wire Voice Grade Loop/Line Port Combination - Subsequent Activity			UEPCO	USAS2	0.00	0.00	0.00				15.69				
		Unbundled Miscellaneous Rate Element, Tag Loop at End User Premise			UEPCO	URETL		8.33	0.83					20.35	10.54	13.32	13.32
		2-WIRE VOICE LOOP/ 2WIRE VOICE GRADE IO TRANSPORT/ 2-WIRE LINE PORT (RES)															
		UNE Port/Loop Combination Rates															
		2-Wire VG Loop/IO Tranport/Port Combo - Zone 1		1			18.45										
		2-Wire VG Loop/IO Tranport/Port Combo - Zone 2		2			23.52										
		2-Wire VG Loop/IO Tranport/Port Combo - Zone 3		3			30.17										
		UNE Loop Rates															
		2-Wire Voice Grade Loop (SL2) - Zone 1		1	UEPFR	UECF2	16.56										
		2-Wire Voice Grade Loop (SL2) - Zone 2		2	UEPFR	UECF2	21.63										
		2-Wire Voice Grade Loop (SL2) - Zone 3		3	UEPFR	UECF2	28.28										
		2-Wire Voice Grade Line Port Rates (Res)															
		2-Wire voice unbundled port - residence			UEPFR	UEPRL	1.89	84.99	57.39	32.36	20.56		15.69				
		2-Wire voice unbundled port with Caller ID - res			UEPFR	UEPRC	1.89	84.99	57.39	32.36	20.56		15.69				
		2-Wire voice unbundled port outgoing only - res			UEPFR	UEPRO	1.89	84.99	57.39	32.36	20.56		15.69				
		2-Wire voice Grade unbundled Tennessee extended local dialing parity port with Caller ID - res			UEPFR	UEPAQ	1.89	84.99	57.39	32.36	20.56		15.69				
		2-Wire voice unbundled Tennessee Area Plus with Caller ID - res (AC7)			UEPFR	UEPAH	1.89	84.99	57.39	32.36	20.56		15.69				
		2-Wire voice unbundled Tennessee Area Calling port with Caller ID - res (F2R)			UEPFR	UEPAK	1.89	84.99	57.39	32.36	20.56		15.69				
		2-Wire voice unbundled Tennessee Area Calling port with Caller ID - res (TACER)			UEPFR	UEPAL	1.89	84.99	57.39	32.36	20.56		15.69				
		2-Wire voice unbundled Tennessee Area Calling port with Caller ID - res (TACSR)			UEPFR	UEPAM	1.89	84.99	57.39	32.36	20.56		15.69				
		2-Wire voice unbundled Tennessee Area Calling port with Caller ID - res (1MF2X)			UEPFR	UEPAN	1.89	84.99	57.39	32.36	20.56		15.69				
		2-Wire voice unbundled Tennessee Area Calling port with Caller ID - res (2MR)			UEPFR	UEPAO	1.89	84.99	57.39	32.36	20.56		15.69				
		2-Wire voice unbundles res, low usage line port with Caller ID (LUM)			UEPFR	UEPAP	1.89	84.99	57.39	32.36	20.56		15.69				
		2-Wire Voice Unbundled Tennessee Residence Dialing Plan without Caller ID			UEPFR	UEPWN	1.89	84.99	57.39	32.36	20.56		15.69				
		INTEROFFICE TRANSPORT															
		Interoffice Transport - Dedicated - 2 Wire Voice Grade - Facility Termination			UEPFR	U1TV2	18.58	55.39	17.37	27.96	3.51						
		Interoffice Transport - Dedicated - 2 Wire Voice Grade - Per Mile or Fraction Mile			UEPFR	1L5XX	0.0174										
		FEATURES															
		All Features Offered			UEPFR	UEPVF	0.00	0.00	0.00				15.69				
		LOCAL NUMBER PORTABILITY															
		Local Number Portability (1 per port)			UEPFR	LNPCX	0.35										
		NONRECURRING CHARGES (NRCs) - CURRENTLY COMBINED															

UNBUNDLED NETWORK ELEMENTS - Tennessee												Attachment: 2		Exhibit: A			
CATEGORY	RATE ELEMENTS		Interim	Zone	BCS	USOC	RATES (\$)				Svc Order Submitted Elec per LSR	Svc Order Submitted Manually per LSR	Incremental Charge - Manual Svc Order vs. Electronic-1st	Incremental Charge - Manual Svc Order vs. Electronic-Add'l	Incremental Charge - Manual Svc Order vs. Electronic-Disc 1st	Incremental Charge - Manual Svc Order vs. Electronic-Disc Add'l	
							Rec	Nonrecurring First	Add'l	Nonrecurring Disconnect First	Add'l	SOME C	SOMAN	SOMAN	SOMAN	SOMAN	SOMAN
		2-Wire Loop / Dedicated IO Transport / 2 Wire Line Port Combination - Conversion - Switch-as-is			UEPFR	USAC2		16.94	3.72				15.69				
		2-Wire Loop / Dedicated IO Transport / 2 Wire Line Port Combination - Conversion - Switch-With-Change			UEPFR	USACC		16.94	3.72				15.69				
		Unbundled Miscellaneous Rate Element, Tag Designed Loop at End User Premise			UEPFR	URETN		11.23	1.10					20.35	10.54	13.32	13.32
2-WIRE VOICE LOOP/ 2WIRE VOICE GRADE IO TRANSPORT/ 2-WIRE LINE PORT (BUS)																	
UNE Port/Loop Combination Rates																	
		2-Wire VG Loop/IO Tranport/Port Combo - Zone 1		1			18.45										
		2-Wire VG Loop/IO Tranport/Port Combo - Zone 2		2			23.52										
		2-Wire VG Loop/IO Tranport/Port Combo - Zone 3		3			30.17										
UNE Loop Rates																	
		2-Wire Voice Grade Loop (SL2) - Zone 1		1	UEPFB	UECF2	16.56										
		2-Wire Voice Grade Loop (SL2) - Zone 2		2	UEPFB	UECF2	21.63										
		2-Wire Voice Grade Loop (SL2) - Zone 3		3	UEPFB	UECF2	28.28										
2-Wire Voice Grade Line Port (Bus)																	
		2-Wire voice unbundled port without Caller ID - bus			UEPFB	UEPBL	1.89	84.99	57.39	32.36	20.56		15.69				
		2-Wire voice unbundled port with Caller + E484 ID - bus			UEPFB	UEPBC	1.89	84.99	57.39	32.36	20.56		15.69				
		2-Wire voice unbundled port outgoing only - bus			UEPFB	UEPBO	1.89	84.99	57.39	32.36	20.56		15.69				
		2-Wire voice Grade unbundled Tennessee extended local dialing parity port with Caller ID - bus			UEPFB	UEPAV	1.89	84.99	57.39	32.36	20.56		15.69				
		2-Wire voice unbundled incoming only port with Caller ID - Bus			UEPFB	UEPB1	1.89	84.99	57.39	32.36	20.56		15.69				
		2-Wire voice unbundled Tennessee Bus 2-Way Area Calling Port Economy Option (TACC1)			UEPFB	UEPAC	1.89	84.99	57.39	32.36	20.56		15.69				
		2-Wire voice unbundled Tennessee Bus 2-Way Area Calling Port Standard Option (TACC2)			UEPFB	UEPAD	1.89	84.99	57.39	32.36	20.56		15.69				
		2-Wire voice unbundled Tennessee Bus 2-Way Collierville and Memphis Local Calling Port (B2F)			UEPFB	UEPAE	1.89	84.99	57.39	32.36	20.56		15.69				
		2-Wire Voice Unbundled Tennessee Business Dialing Plan without Caller ID			UEPFB	UEPWO	1.89	84.99	57.39	32.36	20.56		15.69				
		Tennessee Inward Collierville and Memphis Local Calling Plan (BUS)			UEPFB	UEPB2	1.89	84.99	57.39	32.36	20.56		15.69				
		Tennessee 2-Way Collierville and Memphis Local Calling Plan (BUS)			UEPFB	UEPB3	1.89	84.99	57.39	32.36	20.56		15.69				
LOCAL NUMBER PORTABILITY																	
		Local Number Portability (1 per port)			UEPFB	LNPCX	0.35										
INTEROFFICE TRANSPORT																	
		Interoffice Transport - Dedicated - 2 Wire Voice Grade - Facility Termination			UEPFB	U1TV2	18.58	55.39	17.37	27.96	3.51						
		Interoffice Transport - Dedicated - 2 Wire Voice Grade - Per Mile or Fraction Mile			UEPFB	1L5XX	0.0174										
FEATURES																	
		All Features Offered			UEPFB	UEPVF	0.00	0.00	0.00				15.69				
NONRECURRING CHARGES (NRCs) - CURRENTLY COMBINED																	
		2-Wire Loop / Dedicated IO Transport / 2 Wire Line Port Combination - Conversion - Switch-as-is			UEPFB	USAC2		16.94	3.72				15.69				
		2-Wire Loop / Dedicated IO Transport / 2 Wire Line Port Combination - Conversion - Switch with change			UEPFB	USACC		16.94	3.72				15.69				
		Unbundled Miscellaneous Rate Element, Tag Designed Loop at End User Premise			UEPFB	URETN		11.23	1.10					20.35	10.54	13.32	13.32
2-WIRE VOICE LOOP/ 2WIRE VOICE GRADE IO TRANSPORT/ 2-WIRE LINE PORT (PBX)																	
UNE Port/Loop Combination Rates																	
		2-Wire VG Loop/IO Tranport/Port Combo - Zone 1		1			18.45										
		2-Wire VG Loop/IO Tranport/Port Combo - Zone 2		2			23.52										
		2-Wire VG Loop/IO Tranport/Port Combo - Zone 3		3			30.17										
UNE Loop Rates																	
		2-Wire Voice Grade Loop (SL2) - Zone 1		1	UEPFP	UECF2	16.56										
		2-Wire Voice Grade Loop (SL2) - Zone 2		2	UEPFP	UECF2	21.63										
		2-Wire Voice Grade Loop (SL2) - Zone 3		3	UEPFP	UECF2	28.28										

UNBUNDLED NETWORK ELEMENTS - Tennessee												Attachment: 2		Exhibit: A			
CATEGORY	RATE ELEMENTS		Interim	Zone	BCS	USOC	RATES (\$)					Svc Order Submitted Elec per LSR	Svc Order Submitted Manually per LSR	Incremental Charge - Manual Svc Order vs. Electronic-1st	Incremental Charge - Manual Svc Order vs. Electronic-Add'l	Incremental Charge - Manual Svc Order vs. Electronic-Disc 1st	Incremental Charge - Manual Svc Order vs. Electronic-Disc Add'l
							Rec	Nonrecurring First	Add'l	Nonrecurring Disconnect First	Add'l	OSS Rates (\$)					
		2-Wire Voice Grade Line Port Rates (BUS - PBX)										SOMEc	SOMAN	SOMAN	SOMAN	SOMAN	SOMAN
		Line Side Unbundled Combination 2-Way PBX Trunk Port - Bus			UEPFP	UEPPC	1.79	106.40	63.08	42.67	18.54		15.69				
		Line Side Unbundled Outward PBX Trunk Port - Bus			UEPFP	UEPPO	1.79	106.40	63.08	42.67	18.54		15.69				
		Line Side Unbundled Incoming PBX Trunk Port - Bus			UEPFP	UEPP1	1.79	106.40	63.08	42.67	18.54		15.69				
		2-Wire Voice Unbundled PBX LD Terminal Ports			UEPFP	UEPLD	1.79	106.40	63.08	42.67	18.54		15.69				
		2-Wire Voice Unbundled 2-Way Combination PBX Tennessee Calling Port			UEPFP	UEPT2	1.79	106.40	63.08	42.67	18.54		15.69				
		2-Wire Voice Unbundled 1-Way Outgoing PBX Tennessee Calling Port			UEPFP	UEPTO	1.79	106.40	63.08	42.67	18.54		15.69				
		2-Wire Voice Unbundled 2-Way Combination PBX Usage Port			UEPFP	UEPXA	1.79	106.40	63.08	42.67	18.54		15.69				
		2-Wire Voice Unbundled PBX Toll Terminal Hotel Ports			UEPFP	UEPXB	1.79	106.40	63.08	42.67	18.54		15.69				
		2-Wire Voice Unbundled PBX LD DDD Terminals Port			UEPFP	UEPXC	1.79	106.40	63.08	42.67	18.54		15.69				
		2-Wire Voice Unbundled PBX LD Terminal Switchboard Port			UEPFP	UEPXD	1.79	106.40	63.08	42.67	18.54		15.69				
		2-Wire Voice Unbundled PBX LD Terminal Switchboard IDD Capable Port			UEPFP	UEPXE	1.79	106.40	63.08	42.67	18.54		15.69				
		2-Wire Voice Unbundled 2-Way PBX Hotel/Hospital Economy Administrative Calling Port			UEPFP	UEPXL	1.79	106.40	63.08	42.67	18.54		15.69				
		2-Wire Voice Unbundled 2-Way PBX Hotel/Hospital Economy Room Calling Port			UEPFP	UEPXM	1.79	106.40	63.08	42.67	18.54		15.69				
		2-Wire Voice Unbundled 1W Out PBX Hotel/Hospital Economy Administrative Calling Port TN Calling Port			UEPFP	UEPXN	1.79	106.40	63.08	42.67	18.54		15.69				
		2-Wire Voice Unbundled 1-Way Outgoing PBX Hotel/Hospital Discount Room Calling Port			UEPFP	UEPXO	1.79	106.40	63.08	42.67	18.54		15.69				
		2-Wire Voice Unbundled 1-Way Outgoing PBX Measured Port			UEPFP	UEPXS	1.79	106.40	63.08	42.67	18.54		15.69				
		2-Wire Voice Unbundled PBX Collierville and Memphis Calling Port			UEPFP	UEPXU	1.79	106.40	63.08	42.67	18.54		15.69				
		2-Wire Voice Unbundled 2-Way PBX Tennessee RegionServ Callling Port			UEPFP	UEPXV	1.79	106.40	63.08	42.67	18.54		15.69				
	LOCAL NUMBER PORTABILITY																
		Local Number Portability (1 per port)			UEPFP	LNPCP	3.15	0.00	0.00				15.69				
	INTEROFFICE TRANSPORT																
		Interoffice Transport - Dedicated - 2 Wire Voice Grade - Facility Termination			UEPFP	U1TV2	18.58	55.39	17.37	27.96	3.51						
		Interoffice Transport - Dedicated - 2 Wire Voice Grade - Per Mile or Fraction Mile			UEPFP	1L5XX	0.0174										
	FEATURES																
		All Features Offered			UEPFP	UEPVF	0.00	0.00	0.00				15.69				
	NONRECURRING CHARGES (NRCs) - CURRENTLY COMBINED																
		2-Wire Loop / Dedicated IO Transport / 2 Wire Line Port Combination - Conversion - Switch-as-is			UEPFP	USAC2		16.94	3.72				15.69				
		2-Wire Loop / Dedicated IO Transport / 2 Wire Line Port Combination - Conversion - Switch with change			UEPFP	USACC		16.94	3.72				15.69				
		Unbundled Miscellaneous Rate Element, Tag Designed Loop at End User Premise			UEPFP	URETN		11.23	1.10					20.35	10.54	13.32	13.32
UNBUNDLED PORT/LOOP COMBINATIONS - COST BASED RATES																	
	2-WIRE VOICE GRADE LOOP- BUS ONLY - WITH 2-WIRE DID TRUNK PORT																
	UNE Port/Loop Combination Rates																
		2-Wire VG Loop/2-Wire DID Trunk Port Combo - UNE Zone 1		1			18.38										
		2-Wire VG Loop/2-Wire DID Trunk Port Combo - UNE Zone 2		2			19.87										
		2-Wire VG Loop/2-Wire DID Trunk Port Combo - UNE Zone 3		3			24.78										
	UNE Loop Rates																
		2-Wire Analog Voice Grade Loop - (SL2) - UNE Zone 1		1	UEPPX	UECD1	9.60										
		2-Wire Analog Voice Grade Loop - (SL2) - UNE Zone 2		2	UEPPX	UECD1	11.09										
		2-Wire Analog Voice Grade Loop - (SL2) - UNE Zone 3		3	UEPPX	UECD1	16.00										
	UNE Port Rate																
		Exchange Ports - 2-Wire DID Port			UEPPX	UEPD1	8.78	45.44	29.94	8.45	3.91			30.89	7.03		
NONRECURRING CHARGES - CURRENTLY COMBINED																	

UNBUNDLED NETWORK ELEMENTS - Tennessee												Attachment: 2		Exhibit: A			
CATEGORY	RATE ELEMENTS		Interim	Zone	BCS		USOC	RATES (\$)				Svc Order Submitted Elec per LSR	Svc Order Submitted Manually per LSR	Incremental Charge - Manual Svc Order vs. Electronic-1st	Incremental Charge - Manual Svc Order vs. Electronic-Add'l	Incremental Charge - Manual Svc Order vs. Electronic-Disc 1st	Incremental Charge - Manual Svc Order vs. Electronic-Disc Add'l
								Rec	Nonrecurring First	Add'l	Nonrecurring Disconnect First	Add'l	SOME C	SOMAN	SOMAN	SOMAN	SOMAN
		2-Wire Voice Grade Loop / 2-Wire DID Trunk Port Combination - Switch-as-is			UEPPX		USAC1		8.76	5.75					30.89	7.03	
		2-Wire Voice Grade Loop / 2-Wire DID Trunk Port Conversion with BellSouth Allowable Changes			UEPPX		USA1C		8.76	5.75					30.89	7.03	
		Unbundled Miscellaneous Rate Element, Tag Designed Loop at End User Premise			UEPPX		URETN		11.23	1.10							
Telephone Number/Trunk Group Establishment Charges																	
		DID Trunk Termination (One Per Port)			UEPPX		NDT	0.00	0.00	0.00							
		Additional DID Numbers for each Group of 20 DID Numbers			UEPPX		ND4	0.00	0.00	0.00							
		DID Numbers, Non- consecutive DID Numbers , Per Number			UEPPX		ND5	0.00	0.00	0.00							
		Reserve Non-Consecutive DID numbers			UEPPX		ND6	0.00	0.00	0.00							
		Reserve DID Numbers			UEPPX		NDV	0.00	0.00	0.00							
LOCAL NUMBER PORTABILITY																	
		Local Number Portability (1 per port)			UEPPX		LNPCP	3.15	0.00	0.00							
2-WIRE ISDN DIGITAL GRADE LOOP WITH 2-WIRE ISDN DIGITAL LINE SIDE PORT																	
UNE Port/Loop Combination Rates																	
		2W ISDN Digital Grade Loop/2W ISDN Digital Line Side Port - UNE Zone 1		1	UEPPB	UEPPR		32.27									
		2W ISDN Digital Grade Loop/2W ISDN Digital Line Side Port - UNE Zone 2		2	UEPPB	UEPPR		34.78									
		2W ISDN Digital Grade Loop/2W ISDN Digital Line Side Port - UNE Zone 3		3	UEPPB	UEPPR		44.32									
UNE Loop Rates																	
		2-Wire ISDN Digital Grade Loop - UNE Zone 1		1	UEPPB	UEPPR	USL2X	16.20									
		2-Wire ISDN Digital Grade Loop - UNE Zone 2		2	UEPPB	UEPPR	USL2X	18.71									
		2-Wire ISDN Digital Grade Loop - UNE Zone 3		3	UEPPB	UEPPR	USL2X	28.25									
UNE Port Rate																	
		Exchange Port - 2-Wire ISDN Line Side Port			UEPPB	UEPPR	UEPPB	16.07	141.75	118.37	49.20	43.26			19.99	19.99	
NONRECURRING CHARGES - CURRENTLY COMBINED																	
		2-Wire ISDN Digital Grade Loop / 2-Wire ISDN Line Side Port Combination - Conversion			UEPPB	UEPPR	USACB	0.00	117.23	117.23					19.99	19.99	
ADDITIONAL NRCS																	
		2-Wire ISDN Loop / 2-Wire ISDN Port Combination - Sub Actvy Non Feature/Add Trunk			UEPPB	UEPPR	USASB		212.88						19.99	19.99	
		Unbundled Miscellaneous Rate Element, Tag Designed Loop at End User Premise			UEPPB	UEPPR	URETN		11.23	1.10							
		Unbundled Miscellaneous Rate Element, Tag Loop at End User Premise			UEPPB	UEPPR	URETL		8.33	0.83							
LOCAL NUMBER PORTABILITY																	
		Local Number Portability (1 per port)			UEPPB	UEPPR	LNPCX	0.35	0.00	0.00							
B-CHANNEL USER PROFILE ACCESS:																	
		CVS/CSD (DMS/5ESS)			UEPPB	UEPPR	U1UCA	0.00	0.00	0.00							
		CVS (EWSD)			UEPPB	UEPPR	U1UCB	0.00	0.00	0.00							
		CSD			UEPPB	UEPPR	U1UCC	0.00	0.00	0.00							
B-CHANNEL AREA PLUS USER PROFILE ACCESS: (AL,KY,LA,MS SC,MS, & TN)																	
		CVS/CSD (DMS/5ESS)			UEPPB	UEPPR	U1UCD	0.00	0.00	0.00							
		CVS (EWSD)			UEPPB	UEPPR	U1UCE	0.00	0.00	0.00							
		CSD			UEPPB	UEPPR	U1UCF	0.00	0.00	0.00							
USER TERMINAL PROFILE																	
		User Terminal Profile (EWSD only)			UEPPB	UEPPR	U1UMA	0.00	0.00	0.00							
VERTICAL FEATURES																	
		All Vertical Features - One per Channel B User Profile			UEPPB	UEPPR	UEPVF	0.00	0.00	0.00							
INTEROFFICE CHANNEL MILEAGE																	
		Interoffice Channel mileage each, including first mile and facilities termination			UEPPB	UEPPR	M1GNC	17.91	53.99	17.37					19.99	19.99	
		Interoffice Channel mileage each, additional mile			UEPPB	UEPPR	M1GNM	0.173	0.00	0.00							
4-WIRE DS1 DIGITAL LOOP WITH 4-WIRE ISDN DS1 DIGITAL TRUNK PORT																	
The UNE-P DS1 combination rates below for in this rate exhibit apply to the embedded base in place as of 10/2/03 until 4/1/04. After 4/1/04 these rates shall revert to tariff rates or a separate commercial agreement.																	

UNBUNDLED NETWORK ELEMENTS - Tennessee												Attachment: 2		Exhibit: A					
CATEGORY	RATE ELEMENTS					Interim	Zone	BCS	USOC	RATES (\$)				Svc Order Submitted Elec per LSR	Svc Order Submitted Manually per LSR	Incremental Charge - Manual Svc Order vs. Electronic-1st	Incremental Charge - Manual Svc Order vs. Electronic-Add'l	Incremental Charge - Manual Svc Order vs. Electronic-Disc 1st	Incremental Charge - Manual Svc Order vs. Electronic-Disc Add'l
										Rec	Nonrecurring First	Add'l	Nonrecurring Disconnect First	Add'l	SOME C	SOMAN	SOMAN	SOMAN	
Requests for 4-Wire DS1 Digital Loop with 4-Wire ISDN DS1 Digital Trunk Port after the effective date of this amendment shall be provided pursuant to a separate agreement or tariff at BellSouth's discretion.																			
UNE Port/Loop Combination Rates																			
	4W DS1 Digital Loop/4W ISDN DS1 Digital Trunk Port - UNE Zone 1						1	UEPPP		132.58									
	4W DS1 Digital Loop/4W ISDN DS1 Digital Trunk Port - UNE Zone 2						2	UEPPP		150.25									
	4W DS1 Digital Loop/4W ISDN DS1 Digital Trunk Port - UNE Zone 3						3	UEPPP		173.44									
UNE Loop Rates																			
	4-Wire DS1 Digital Loop - UNE Zone 1						1	UEPPP	USL4P	57.73									
	4-Wire DS1 Digital Loop - UNE Zone 2						2	UEPPP	USL4P	75.40									
	4-Wire DS1 Digital Loop - UNE Zone 3						3	UEPPP	USL4P	98.59									
UNE Port Rate																			
	Exchange Ports - 4-Wire ISDN DS1 Port (E:4/1/2004)							UEPPP	UEPPP	74.85	415.53	366.90	89.28	77.43			19.99	19.99	
NONRECURRING CHARGES - CURRENTLY COMBINED																			
	4-Wire DS1 Digital Loop / 4-Wire ISDN DS1 Digital Trunk Port Combination - Conversion -Switch-as-is (E:4/1/2004)							UEPPP	USACP	0.00	328.53	328.53					19.99	19.99	
ADDITIONAL NRCS																			
	4-Wire DS1 Loop/4-W ISDN Digtl Trk Port - Subsqtl Actvy-Inward/two way Tel Nos. (except NC)							UEPPP	PR7TF		0.94						19.99	19.99	
	4-Wire DS1 Loop / 4-Wire ISDN DS1 Digital Trunk Port - Outward Tel Numbers (All States except NC)							UEPPP	PR7TO		22.36	22.36					19.99	19.99	
	4-Wire DS1 Loop / 4-Wire ISDN DS1 Digital Trk Port - Subsequent Inward Tel Numbers							UEPPP	PR7ZT		44.71	44.70					19.99	19.99	
LOCAL NUMBER PORTABILITY																			
	Local Number Portability (1 per port)							UEPPP	LNPCN	1.75									
INTERFACE (Provsioning Only)																			
	Voice/Data							UEPPP	PR71V	0.00	0.00	0.00							
	Digital Data							UEPPP	PR71D	0.00	0.00	0.00							
	Inward Data							UEPPP	PR71E	0.00	0.00	0.00							
New or Additional "B" Channel																			
	New or Additional - Voice/Data B Channel							UEPPP	PR7BV	0.00	28.39						19.99	19.99	
	New or Additional - Digital Data B Channel							UEPPP	PR7BF	0.00	29.11						19.99	19.99	
	New or Additional Inward Data B Channel							UEPPP	PR7BD	0.00	29.39						19.99	19.99	
CALL TYPES																			
	Inward							UEPPP	PR7C1	0.00	0.00	0.00							
	Outward							UEPPP	PR7CO	0.00	0.00	0.00							
	Two-way							UEPPP	PR7CC	0.00	0.00	0.00							
Interoffice Channel Mileage																			
	Fixed Each Including First Mile							UEPPP	1LN1A	76.1825	145.98	109.85	19.55				19.99	19.99	
	Each Airline-Fractional Additional Mile							UEPPP	1LN1B	0.3525									
4-WIRE DS1 DIGITAL LOOP WITH 4-WIRE DDITS TRUNK PORT																			
The UNE-P DS1 combination rates below for in this rate exhibit apply to the embedded base in place as of 10/2/03 until 4/1/04. After 4/1/04 these rates shall revert to tariff rates or a separate commercial agreement.																			
Requests for 4-Wire DS1 Digital Loop with 4-Wire DDITS after the effective date of this amendment shall be provided pursuant to a separate agreement or tariff at BellSouth's discretion.																			
UNE Port/Loop Combination Rates																			
	4W DS1 Digital Loop/4W DDITS Trunk Port - UNE Zone 1						1	UEPDC		93.28							19.99	19.99	
	4W DS1 Digital Loop/4W DDITS Trunk Port - UNE Zone 2						2	UEPDC		110.95							19.99	19.99	
	4W DS1 Digital Loop/4W DDITS Trunk Port - UNE Zone 3						3	UEPDC		134.14							19.99	19.99	
UNE Loop Rates																			
	4-Wire DS1 Digital Loop - UNE Zone 1						1	UEPDC	USLDC	57.53									
	4-Wire DS1 Digital Loop - UNE Zone 2						2	UEPDC	USLDC	75.40									
	4-Wire DS1 Digital Loop - UNE Zone 3						3	UEPDC	USLDC	98.59									
UNE Port Rate																			
	4-Wire DDITS Digital Trunk Port (E:4/1/2004)							UEPDC	UDD1T	35.55	342.80	257.87	61.41	48.49			19.99	19.99	
NONRECURRING CHARGES - CURRENTLY COMBINED																			
	4-Wire DS1 Digital Loop / 4-Wire DDITS Trunk Port Combination - Switch-as-is (E:4/1/2004)							UEPDC	USAC4		312.91	312.91					19.99	19.99	
	4-Wire DS1 Digital Loop / 4-Wire DDITS Trunk Port Combination - Conversion with DS1 Changes (E:4/1/2004)							UEPDC	USAWA		312.91	312.91					19.99	19.99	

UNBUNDLED NETWORK ELEMENTS - Tennessee												Attachment: 2		Exhibit: A			
CATEGORY	RATE ELEMENTS		Interim	Zone	BCS	USOC	RATES (\$)				Svc Order Submitted Elec per LSR	Svc Order Submitted Manually per LSR	Incremental Charge - Manual Svc Order vs. Electronic-1st	Incremental Charge - Manual Svc Order vs. Electronic-Add'l	Incremental Charge - Manual Svc Order vs. Electronic-Disc 1st	Incremental Charge - Manual Svc Order vs. Electronic-Disc Add'l	
							Rec	Nonrecurring			Nonrecurring Disconnect		OSS Rates (\$)				
								First	Add'l	First	Add'l	SOMEc	SOMAN	SOMAN	SOMAN	SOMAN	SOMAN
		4-Wire DS1 Digital Loop / 4-Wire DDITS Trunk Port Combination - Conversion with Change - Trunk (E:4/1/2004)			UEPDC	USAWB		312.91	312.91					19.99	19.99		
	ADDITIONAL NRCs																
		4-Wire DS1 Loop / 4-Wire DDITS Trunk Port - Subsequent Service Activity Per Service Order			UEPDC	USAS4		94.88	94.88								
		4-Wire DS1 Loop / 4-Wire DDITS Trunk Port - NRC - Subsequent Channel Activation/Chan - 2-Way Trunk			UEPDC	UDTTA		108.67	108.67					19.99	19.99		
		4-Wire DS1 Loop / 4-Wire DDITS Trunk Port - Subsequent Channel Activation/Chan - 1-Way Outward Trunk			UEPDC	UDTTB		108.67	108.67					19.99	19.99		
		4-Wire DS1 Loop / 4-Wire DDITS Trunk Port - Subsqnt Channel Activation/Chan Inward Trunk w/out DID			UEPDC	UDTTC		108.67	108.67					19.99	19.99		
		4-Wire DS1 Loop / 4-Wire DDITS Trunk Port - Subsqnt Chan Activation Per Chan - Inward Trunk with DID			UEPDC	UDTTD		108.67	108.67					19.99	19.99		
		4-Wire DS1 Loop / 4-Wire DDITS Trunk Port - Subsqnt Chan Activation / Chan - 2-Way DID w User Trans			UEPDC	UDTTE		108.67	108.67					19.99	19.99		
	BIPOLAR 8 ZERO SUBSTITUTION																
		B8ZS -Superframe Format			UEPDC	CCOSF		0.00i	590.00s					19.99	19.99		
		B8ZS - Extended Superframe Format			UEPDC	CCOEF		0.00i	590.00s					19.99	19.99		
	Alternate Mark Inversion																
		AMI -Superframe Format			UEPDC	MCOSF		0.00	0.00								
		AMI - Extended SuperFrame Format			UEPDC	MCOPO		0.00	0.00								
	Telephone Number/Trunk Group Establishment Charges																
		Telephone Number for 2-Way Trunk Group			UEPDC	UDTGX	0.00							19.99	19.99		
		Telephone Number for 1-Way Outward Trunk Group			UEPDC	UDTGY	0.00							19.99	19.99		
		Telephone Number for 1-Way Inward Trunk Group Without DID			UEPDC	UDTGZ	0.00							19.99	19.99		
		DID Numbers for each Group of 20 DID Numbers			UEPDC	ND4	0.00							19.99	19.99		
		DID Numbers, Non- consecutive DID Numbers , Per Number			UEPDC	ND5	0.00							19.99	19.99		
		Reserve Non-Consecutive DID Nos.			UEPDC	ND6	0.00	0.00	0.00								
		Reserve DID Numbers			UEPDC	NDV	0.00	0.00	0.00								
	Dedicated DS1 (Interoffice Channel Mileage) - FX/FCO for 4-Wire DS1 Digital Loop with 4-Wire DDITS Trunk Port																
		Interoffice Channel Mileage - Fixed rate 0-8 miles (Facilities Termination)			UEPDC	1LNO1	75.83	145.98	109.85	19.66	14.99						
		Interoffice Channel Mileage - Additional rate per mile - 0-8 miles			UEPDC	1LNOA	0.3525	0.00	0.00								
		Interoffice Channel Mileage - Fixed rate 9-25 miles (Facilities Termination)			UEPDC	1LNO2	0.00	0.00	0.00								
		Interoffice Channel Mileage - Additional rate per mile - 9-25 miles			UEPDC	1LNOB	0.3525	0.00	0.00								
		Interoffice Channel Mileage - Fixed rate 25+ miles (Facilities Termination)			UEPDC	1LNO3	0.00	0.00	0.00								
		Interoffice Channel Mileage - Additional rate per mile - 25+ miles			UEPDC	1LNOC	0.3525	0.00	0.00								
		Local Number Portability, per DSO Activated			UEPDC	LNPCP	3.15	0.00	0.00								
		Central Office Terminating Point			UEPDC	CTG	0.00										
	4-WIRE DS1 LOOP WITH CHANNELIZATION WITH PORT																
	System is 1 DS1 Loop, 1 D4 Channel Bank, and up to 24 Feature Activations																
	Each System can have up to 24 combinations of rates depending on type and number of ports used																
	The UNE-P DS1 combination rates below for 4-Wire DS1 Loop with Channelization with Port in this rate exhibit apply to the embedded base in place as of 10/2/03 until 4/1/04. After 4/1/04 these rates shall revert to tariff rates or a separate agreement.																
	Requests for 4-Wire DS1 Loop with Channelization with Port after the effective date of this amendment shall be provided pursuant to a separate agreement or tariff at BellSouth's discretion.																
	UNE DS1 Loop																
		4-Wire DS1 Loop - UNE Zone 1		1	UEPMG	USLDC	57.73	0.00	0.00								
		4-Wire DS1 Loop - UNE Zone 2		2	UEPMG	USLDC	75.40	0.00	0.00								
		4-Wire DS1 Loop - UNE Zone 3		3	UEPMG	USLDC	98.59	0.00	0.00								
	UNE DSO Channelization Capacities (D4 Channel Bank Configurations)																
		24 DSO Channel Capacity - 1 per DS1			UEPMG	VUM24	131.87	0.00	0.00					19.99	19.99		
		48 DSO Channel Capacity - 1 per 2 DS1s			UEPMG	VUM48	263.74	0.00	0.00					19.99	19.99		
		96 DSO Channel Capacity -1per 4 DS1s			UEPMG	VUM96	527.48	0.00	0.00					19.99	19.99		
		144 DSO Channel Capacity - 1 per 6 DS1s			UEPMG	VUM14	791.42	0.00	0.00					19.99	19.99		
		192 DSO Channel Capacity -1 per 8 DS1s			UEPMG	VUM19	827.76	0.00	0.00					19.99	19.99		

UNBUNDLED NETWORK ELEMENTS - Tennessee												Attachment: 2		Exhibit: A	
CATEGORY	RATE ELEMENTS	Interim	Zone	BCS	USOC	RATES (\$)				Svc Order Submitted Elec per LSR	Svc Order Submitted Manually per LSR	Incremental Charge - Manual Svc Order vs. Electronic-1st	Incremental Charge - Manual Svc Order vs. Electronic-Add'l	Incremental Charge - Manual Svc Order vs. Electronic-Disc 1st	Incremental Charge - Manual Svc Order vs. Electronic-Disc Add'l
						Rec	Nonrecurring First	Add'l	Nonrecurring Disconnect First	Add'l	SOMEc	SOMAN	SOMAN	SOMAN	SOMAN
	240 DS0 Channel Capacity - 1 per 10 DS1s			UEPMG	VUM20	1,318.70	0.00	0.00					19.99	19.99	
	288 DS0 Channel Capacity - 1 per 12 DS1s			UEPMG	VUM28	1,582.44	0.00	0.00					19.99	19.99	
	384 DS0 Channel Capacity - 1 per 16 DS1s			UEPMG	VUM38	2,109.92	0.00	0.00					19.99	19.99	
	480 DS0 Channel Capacity - 1 per 20 DS1s			UEPMG	VUM40	2,637.40	0.00	0.00					19.99	19.99	
	576 DS0 Channel Capacity -1 per 24 DS1s			UEPMG	VUM57	3,164.88	0.00	0.00					19.99	19.99	
	672 DS0 Channel Capacity - 1 per 28 DS1s			UEPMG	VUM67	3,692.36	0.00	0.00					19.99	19.99	
Non-Recurring Charges (NRC) Associated with 4-Wire DS1 Loop with Channelization with Port - Conversion Charge Based on a System															
A Minimum System configuration is One (1) DS1, One (1) D4 Channel Bank, and Up To 24 DSO Ports with Feature Activations.															
Multiples of this configuration functioning as one are considered Add'l after the minimum system configuration is counted.															
	NRC - Conversion (Currently Combined) with or without BellSouth Allowed Changes			UEPMG	USAC4	0.00	303.61	15.74					19.99	19.99	
System Additions at End User Locations Where 4-Wire DS1 Loop with Channelization with Port Combination Currently Exists and New (Not Currently Combined) in all states, except in Density Zone 1 of Top 8 MSA's															
	1 DS1/D4 Channel Bank - Additionally Add NRC for each Port and Assoc Fea Activation (E:4/1/2004)			UEPMG	VUMD4	0.00	704.68	441.48	138.36	16.41			19.99		
Bipolar 8 Zero Substitution															
	Clear Channel Capability Format, superframe - Subsequent Activity Only			UEPMG	CCOSF	0.00	0.00i	590.00s							
	Clear Channel Capability Format - Extended Superframe - Subsequent Activity Only			UEPMG	CCOEF	0.00	0.00i	590.00s							
Alternate Mark Inversion (AMI)															
	Superframe Format			UEPMG	MCOSF	0.00	0.00	0.00							
	Extended Superframe Format			UEPMG	MCOPO	0.00	0.00	0.00							
Exchange Ports Associated with 4-Wire DS1 Loop with Channelization with Port Exchange Ports															
	Line Side Combination Channelized PBX Trunk Port - Business (E:4/1/2004)			UEPPX	UEPCX	1.70	0.00	0.00	0.00	0.00			30.89	7.03	
	Line Side Outward Channelized PBX Trunk Port - Business (E:4/1/2004)			UEPPX	UEPOX	1.70	0.00	0.00	0.00	0.00			30.89	7.03	
	Line Side Inward Only Channelized PBX Trunk Port without DID (E:4/1/2004)			UEPPX	UEP1X	1.70	0.00	0.00	0.00	0.00			30.89	7.03	
	2-Wire Trunk Side Unbundled Channelized DID Trunk Port (E:4/1/2004)			UEPPX	UEPDM	8.97	0.00	0.00	0.00	0.00			30.89	7.03	
	Unbundled Exchange Ports, 2-Wire Channelized – Outdial – (AL, KY, LA, MS, & TN)(Conversion from Network Access Service) (E:4/1/2004)			UEPPX	UEPCY	1.70	0.00	0.00	0.00	0.00			30.89	7.03	
	Unbundled Exchange Ports, 2-Wire Channelized – Combination (AL, KY, LA, MS, & TN) (Conversion from Network Access Service) (E:4/1/2004)			UEPPX	UEPCT	1.70	0.00	0.00	0.00	0.00			30.89	7.03	
	Unbundled Exchange Ports, 2-Wire Channelized – Outdial – Tennessee Only – Calling Plan - Regionserv (E:4/1/2004)			UEPPX	UEPCZ	1.70	0.00	0.00	0.00	0.00			30.89	7.03	
	Unbundled Exchange Ports, 2-Wire Channelized – Two Way - Tennessee Only – Calling Plan - Regionserv (E:4/1/2004)			UEPPX	UEPC6	1.70	0.00	0.00	0.00	0.00			30.89	7.03	
Feature Activations - Unbundled Loop Concentration															
	Feature (Service) Activation for each Line Port Terminated in D4 Bank (includes Q.1.4, P50.1, P.50.498)			UEPPX	1PQWM	2.02	23.94	12.64	3.82	3.80			30.89	7.03	
	Feature (Service) Activation for each Trunk Port Terminated in D4 Bank (includes Q.1.4, P50.1, P.50.498)			UEPPX	1PQWU	2.02	73.67	17.37	54.09	10.57			30.89	7.03	
Telephone Number/ Group Establishment Charges for DID Service															
	DID Trunk Termination (1 per Port)			UEPPX	NDT	0.00	0.00	0.00							
	DID Numbers - groups of 20 - Valid all States			UEPPX	ND4	0.00	0.00	0.00							
	Non-Consecutive DID Numbers - per number			UEPPX	ND5	0.00	0.00	0.00							
	Reserve Non-Consecutive DID Numbers			UEPPX	ND6	0.00	0.00	0.00							
	Reserve DID Numbers			UEPPX	NDV	0.00	0.00	0.00							
Local Number Portability															
	Local Number Portability - 1 per port			UEPPX	LNPCP	3.15	0.00	0.00							
FEATURES - Vertical and Optional															
Local Switching Features Offered with Line Side Ports Only															
	All Features Available			UEPPX	UEPVF	0.00	0.00	0.00							

UNBUNDLED NETWORK ELEMENTS - Tennessee												Attachment: 2		Exhibit: A				
CATEGORY	RATE ELEMENTS				Interim	Zone	BCS	USOC	RATES (\$)				Svc Order Submitted Elec per LSR	Svc Order Submitted Manually per LSR	Incremental Charge - Manual Svc Order vs. Electronic-1st	Incremental Charge - Manual Svc Order vs. Electronic-Add'l	Incremental Charge - Manual Svc Order vs. Electronic-Disc 1st	Incremental Charge - Manual Svc Order vs. Electronic-Disc Add'l
									Rec	Nonrecurring	Add'l	Nonrecurring Disconnect						
									First	Add'l	First	Add'l	SOMECS	SOMAN	SOMAN	SOMAN	SOMAN	SOMAN
UNBUNDLED CENTREX PORT/LOOP COMBINATIONS - COST BASED RATES																		
1. Cost Based Rates are applied where BellSouth is required by FCC and/or State Commission rule to provide Unbundled Local Switching or Switch Ports.																		
2. Features shall apply to the Unbundled Port/Loop Combination - Cost Based Rate section in the same manner as they are applied to the Stand-Alone Unbundled Port section of this Rate Exhibit.																		
3. End Office and Tandem Switching Usage and Common Transport Usage rates in the Port section of this rate exhibit shall apply to all combinations of loop/port network elements except for UNE Coin Port/Loop Combinations.																		
4. The first and additional Port nonrecurring charges apply to Not Currently Combined Combos. For Currently Combined Combos, the nonrecurring charges shall be those identified in the Nonrecurring - Currently Combined sections. Additional NRCs may apply also and are categorized accordingly.																		
5. Market Rates for Unbundled Centrex Port/Loop Combination will be negotiated on an Individual Case Basis, until further notice.																		
UNE-P CENTREX - 1AESS - (Valid in AL,FL,GA,KY,LA,MS,&TN only)																		
2-Wire VG Loop/2-Wire Voice Grade Port (Centrex) Combo																		
UNE Port/Loop Combination Rates (Non-Design)																		
		2-Wire VG Loop/2-Wire Voice Grade Port (Centrex) Port Combo - Non-Design		1	UEP91			14.18										
		2-Wire VG Loop/2-Wire Voice Grade Port (Centrex)Port Combo - Non-Design		2	UEP91			18.01										
		2-Wire VG Loop/2-Wire Voice Grade Port (Centrex)Port Combo - Non-Design		3	UEP91			23.02										
UNE Port/Loop Combination Rates (Design)																		
		2-Wire VG Loop/2-Wire Voice Grade Port (Centrex) Port Combo - Design		1	UEP91			18.26										
		2-Wire VG Loop/2-Wire Voice Grade Port (Centrex)Port Combo - Design		2	UEP91			23.33										
		2-Wire VG Loop/2-Wire Voice Grade Port (Centrex)Port Combo - Design		3	UEP91			29.98										
UNE Loop Rate																		
		2-Wire Voice Grade Loop (SL 1) - Zone 1		1	UEP91	UECS1		12.48										
		2-Wire Voice Grade Loop (SL 1) - Zone 2		2	UEP91	UECS1		16.31										
		2-Wire Voice Grade Loop (SL 1) - Zone 3		3	UEP91	UECS1		21.32										
		2-Wire Voice Grade Loop (SL 2) - Zone 1		1	UEP91	UECS2		16.56										
		2-Wire Voice Grade Loop (SL 2) - Zone 2		2	UEP91	UECS2		21.63										
		2-Wire Voice Grade Loop (SL 2) - Zone 3		3	UEP91	UECS2		28.28										
UNE Ports																		
All States (Except North Carolina and Sout Carolina)																		
		2-Wire Voice Grade Port (Centrex) Basic Local Area			UEP91	UEPYA		1.70	22.14	15.25	8.45	3.91		30.89	7.03			
		2-Wire Voice Grade Port (Centrex 800 termination)Basic Local Area			UEP91	UEPYB		1.70	22.14	15.25	8.45	3.91		30.89	7.03			
		2-Wire Voice Grade Port (Centrex with Caller ID)Note1 Basic Local Area			UEP91	UEPYH		1.70	22.14	15.25	8.45	3.91		30.89	7.03			
		2-Wire Voice Grade Port (Centrex from diff Serving Wire Center) Note 2, 3 Basic Local Area			UEP91	UEPYM		1.70	22.14	15.25	8.45	3.91		30.89	7.03			
		2-Wire Voice Grade Port, Diff Serving Wire Center - 800 Service Term - Basic Local Area			UEP91	UEPYZ		1.70	22.14	15.25	8.45	3.91		30.89	7.03			
		2-Wire Voice Grade Port terminated in on Megalink or equivalent - Basic Local Area			UEP91	UEPY9		1.70	22.14	15.25	8.45	3.91		30.89	7.03			
		2-Wire Voice Grade Port Terminated on 800 Service Term - Basic Local Area			UEP91	UEPY2		1.70	22.14	15.25	8.45	3.91		30.89	7.03			
AL, KY, LA, MS, & TN Only																		
		2-Wire Voice Grade Port (Centrex)			UEP91	UEPQA		1.70	22.14	15.25	8.45	3.91		30.89	7.03			
		2-Wire Voice Grade Port (Centrex 800 termination)			UEP91	UEPQB		1.70	22.14	15.25	8.45	3.91		30.89	7.03			
		2-Wire Voice Grade Port (Centrex with Caller ID)1			UEP91	UEPQH		1.70	22.14	15.25	8.45	3.91		30.89	7.03			
		2-Wire Voice Grade Port (Centrex from diff Serving Wire Center)2,3			UEP91	UEPQM		1.70	22.14	15.25	8.45	3.91		30.89	7.03			
		2-Wire Voice Grade Port, Diff Serving Wire Center - 2,3 - 800 Service Term			UEP91	UEPQZ		1.70	22.14	15.25	8.45	3.91		30.89	7.03			
		2-Wire Voice Grade Port terminated in on Megalink or equivalent			UEP91	UEPQ9		1.70	22.14	15.25	8.45	3.91		30.89	7.03			
		2-Wire Voice Grade Port Terminated on 800 Service Term			UEP91	UEPQ2		1.70	22.14	15.25	8.45	3.91		30.89	7.03			
Local Switching																		
		Centrex Intercom Funtionality, per port			UEP91	URECS		0.6381										
Local Number Portability																		

UNBUNDLED NETWORK ELEMENTS - Tennessee												Attachment: 2		Exhibit: A				
CATEGORY	RATE ELEMENTS				Interim	Zone	BCS	USOC	RATES (\$)				Svc Order Submitted Elec per LSR	Svc Order Submitted Manually per LSR	Incremental Charge - Manual Svc Order vs. Electronic-1st	Incremental Charge - Manual Svc Order vs. Electronic-Add'l	Incremental Charge - Manual Svc Order vs. Electronic-Disc 1st	Incremental Charge - Manual Svc Order vs. Electronic-Disc Add'l
									Rec	Nonrecurring First	Add'l	Nonrecurring Disconnect First	Add'l	SOME C	SOMAN	SOMAN	SOMAN	SOMAN
		Local Number Portability (1 per port)						UEP91	LNPC	0.35								
	Features																	
		All Standard Features Offered, per port						UEP91	UEPVF	0.00					30.89	7.03		
		All Select Features Offered, per port						UEP91	UEPVS	0.00	433.78				30.89	7.03		
		All Centrex Control Features Offered, per port						UEP91	UEPVC	0.00					30.89	7.03		
	NARS																	
		Unbundled Network Access Register - Combination						UEP91	UARCX	0.00	0.00	0.00	0.00	0.00	0.00	7.03		
		Unbundled Network Access Register - Indial						UEP91	UAR1X	0.00	0.00	0.00	0.00	0.00	0.00	7.03		
		Unbundled Network Access Register - Outdial						UEP91	UARO X	0.00	0.00	0.00	0.00	0.00	0.00	7.03		
	Miscellaneous Terminations																	
	2-Wire Trunk Side																	
		Trunk Side Terminations, each						UEP91	CENA6	8.78	22.14	15.25	8.45	3.91	30.89	7.03		
	Interoffice Channel Mileage - 2-Wire																	
		Interoffice Channel Facilities Termination - Voice Grade						UEP91	M1GBC	18.58	22.14	15.25	8.45	3.91	30.89	7.03		
		Interoffice Channel mileage, per mile or fraction of mile						UEP91	M1GBM	0.0174								
	Feature Activations (DS0) Centrex Loops on Channelized DS1 Service																	
	D4 Channel Bank Feature Activations																	
		Feature Activation on D-4 Channel Bank Centrex Loop Slot						UEP91	1PQWS	0.66								
		Feature Activation on D-4 Channel Bank FX line Side Loop Slot						UEP91	1PQW6	0.66								
		Feature Activation on D-4 Channel Bank FX Trunk Side Loop Slot						UEP91	1PQW7	0.66								
		Feature Activation on D-4 Channel Bank Centrex Loop Slot - Different Wire Center						UEP91	1PQWP	0.66								
		Feature Activation on D-4 Channel Bank Private Line Loop Slot						UEP91	1PQWV	0.66								
		Feature Activation on D-4 Channel Bank Tjle Line/Trunk Loop Slot						UEP91	1PQWQ	0.66								
		Feature Activation on D-4 Channel Bank WATS Loop Slot						UEP91	1PQWA	0.66								
	Non-Recurring Charges (NRC) Associated with UNE-P Centrex																	
		Conversion - Currently Combined Switch-As-Is with allowed changes, per port						UEP91	USAC2		1.03	0.29			30.89	7.03		
		New Centrex Standard Common Block						UEP91	M1ACS	0.00	658.60				30.89	7.03		
		New Centrex Customized Common Block						UEP91	M1ACC	0.00	658.60				30.89	7.03		
		Secondary Block, per Block						UEP91	M2CC1	0.00	73.55				30.89	7.03		
		NAR Establishment Charge, Per Occasion						UEP91	URECA		68.57				30.89	7.03		
	Additional Non-Recurring Charges (NRC)																	
		Unbundled Miscellaneous Rate Element, Tag Loop at End Use Premise						UEP91	URETL		8.33	0.83						
		Unbundled Miscellaneous Rate Element, Tag Design Loop at End Use Premise						UEP91	URETN		11.23	1.10						
	UNE-P CENTREX - 5ESS (Valid in All States)																	
	2-Wire VG Loop/2-Wire Voice Grade Port (Centrex) Combo																	
	UNE Port/Loop Combination Rates (Non-Design)																	
		2-Wire VG Loop/2-Wire Voice Grade Port (Centrex) Port Combo - Non-Design					1	UEP95		14.18								
		2-Wire VG Loop/2-Wire Voice Grade Port (Centrex)Port Combo - Non-Design					2	UEP95		18.01								
		2-Wire VG Loop/2-Wire Voice Grade Port (Centrex)Port Combo - Non-Design					3	UEP95		23.02								
	UNE Port/Loop Combination Rates (Design)																	
		2-Wire VG Loop/2-Wire Voice Grade Port (Centrex) Port Combo - Design					1	UEP95		18.26								
		2-Wire VG Loop/2-Wire Voice Grade Port (Centrex)Port Combo - Design					2	UEP95		23.33								
		2-Wire VG Loop/2-Wire Voice Grade Port (Centrex)Port Combo - Design					3	UEP95		29.98								
	UNE Loop Rate																	
		2-Wire Voice Grade Loop (SL 1) - Zone 1					1	UEP95	UECS1	12.48								

UNBUNDLED NETWORK ELEMENTS - Tennessee												Attachment: 2		Exhibit: A		
CATEGORY	RATE ELEMENTS		Interim	Zone	BCS	USOC	RATES (\$)				Svc Order Submitted Elec per LSR	Svc Order Submitted Manually per LSR	Incremental Charge - Manual Svc Order vs. Electronic-1st	Incremental Charge - Manual Svc Order vs. Electronic-Add'l	Incremental Charge - Manual Svc Order vs. Electronic-Disc 1st	Incremental Charge - Manual Svc Order vs. Electronic-Disc Add'l
							Rec	Nonrecurring First	Add'l	Nonrecurring Disconnect First	Add'l	OSS Rates (\$)				
												SOMEc	SOMAN	SOMAN	SOMAN	SOMAN
		2-Wire Voice Grade Loop (SL 1) - Zone 2		2	UEP95	UECS1	16.31									
		2-Wire Voice Grade Loop (SL 1) - Zone 3		3	UEP95	UECS1	21.32									
		2-Wire Voice Grade Loop (SL 2) - Zone 1		1	UEP95	UECS2	16.56									
		2-Wire Voice Grade Loop (SL 2) - Zone 2		2	UEP95	UECS2	21.63									
		2-Wire Voice Grade Loop (SL 2) - Zone 3		3	UEP95	UECS2	28.28									
	UNE Port Rate															
	All States															
		2-Wire Voice Grade Port (Centrex) Basic Local Area			UEP95	UEPYA	1.70	22.14	15.25	8.45	3.91		30.89	7.03		
		2-Wire Voice Grade Port (Centrex 800 termination)			UEP95	UEPYB	1.70	22.14	15.25	8.45	3.91		30.89	7.03		
		2-Wire Voice Grade Port (Centrex with Caller ID)1Basic Local Area			UEP95	UEPYH	1.70	22.14	15.25	8.45	3.91		30.89	7.03		
		2-Wire Voice Grade Port (Centrex from diff Serving Wire Center)2,3 Basic Local Area			UEP95	UEPYM	1.70	22.14	15.25	8.45	3.91		30.89	7.03		
		2-Wire Voice Grade Port, Diff Serving Wire Center 2,3 - 800 Service Term - Basic Local Area			UEP95	UEPYZ	1.70	22.14	15.25	8.45	3.91		30.89	7.03		
		2-Wire Voice Grade Port terminated in on Megalink or equivalent - Basic Local Area			UEP95	UEPY9	1.70	22.14	15.25	8.45	3.91		30.89	7.03		
		2-Wire Voice Grade Port Terminated on 800 Service Term - Basic Local Area			UEP95	UEPY2	1.70	22.14	15.25	8.45	3.91		30.89	7.03		
	AL, KY, LA, MS, SC, & TN Only															
		2-Wire Voice Grade Port (Centrex)			UEP95	UEPQA	1.70	22.14	15.25	8.45	3.91		30.89	7.03		
		2-Wire Voice Grade Port (Centrex 800 termination)			UEP95	UEPQB	1.70	22.14	15.25	8.45	3.91		30.89	7.03		
		2-Wire Voice Grade Port (Centrex with Caller ID)1			UEP95	UEPQH	1.70	22.14	15.25	8.45	3.91		30.89	7.03		
		2-Wire Voice Grade Port (Centrex from diff Serving Wire Center)2,3			UEP95	UEPQM	1.70	22.14	15.25	8.45	3.91		30.89	7.03		
		2-Wire Voice Grade Port, Diff Serving Wire Center - 800 Service Term 2,3			UEP95	UEPQZ	1.70	22.14	15.25	8.45	3.91		30.89	7.03		
		2-Wire Voice Grade Port terminated in on Megalink or equivalent			UEP95	UEPQ9	1.70	22.14	15.25	8.45	3.91		30.89	7.03		
		2-Wire Voice Grade Port Terminated on 800 Service Term			UEP95	UEPQ2	1.70	22.14	15.25	8.45	3.91		30.89	7.03		
	FL & GA Only															
	Local Switching															
		Centrex Intercom Funtionality, per port			UEP95	URECS	0.6381									
	Local Number Portability															
		Local Number Portability (1 per port)			UEP95	LNPCC	0.35									
	Features															
		All Standard Features Offered, per port			UEP95	UEPVF	0.00						30.89	7.03		
		All Select Features Offered, per port			UEP95	UEPVS	0.00	433.78					30.89	7.03		
		All Centrex Control Features Offered, per port			UEP95	UEPVC	0.00						30.89	7.03		
	NARS															
		Unbundled Network Access Register - Combination			UEP95	UARCX	0.00	0.00	0.00	0.00	0.00		0.00	7.03		
		Unbundled Network Access Register - Indial			UEP95	UAR1X	0.00	0.00	0.00	0.00	0.00		0.00	7.03		
		Unbundled Network Access Register - Outdial			UEP95	UAROx	0.00	0.00	0.00	0.00	0.00		0.00	7.03		
	Miscellaneous Terminations															
	2-Wire Trunk Side															
		Trunk Side Terminations, each			UEP95	CEND6	8.78	47.75	47.01	9.21	8.47		30.89	7.03		
	4-Wire Digital (1.544 Megabits)															
		DS1 Circuit Terminations, each			UEP95	M1HD1	35.55	75.93	38.15				30.89	7.03		
		DS0 Channels Activated, each			UEP95	M1HDO	0.00	108.67					30.89	7.03		
	Interoffice Channel Mileage - 2-Wire															
		Interoffice Channel Facilities Termination			UEP95	M1GBC	18.58	22.14	15.25	8.45	3.91		30.89	7.03		
		Interoffice Channel mileage, per mile or fraction of mile			UEP95	M1GBM	0.0174									
	Feature Activations (DS0) Centrex Loops on Channelized DS1 Service															
	D4 Channel Bank Feature Activations															
		Feature Activation on D-4 Channel Bank Centrex Loop Slot			UEP95	1PQWS	0.66									
		Feature Activation on D-4 Channel Bank FX line Side Loop Slot			UEP95	1PQW6	0.66									
		Feature Activation on D-4 Channel Bank FX Trunk Side Loop Slot			UEP95	1PQW7	0.66									

UNBUNDLED NETWORK ELEMENTS - Tennessee												Attachment: 2		Exhibit: A			
CATEGORY	RATE ELEMENTS		Interim	Zone	BCS	USOC	RATES (\$)				Svc Order Submitted Elec per LSR	Svc Order Submitted Manually per LSR	Incremental Charge - Manual Svc Order vs. Electronic-1st	Incremental Charge - Manual Svc Order vs. Electronic-Add'l	Incremental Charge - Manual Svc Order vs. Electronic-Disc 1st	Incremental Charge - Manual Svc Order vs. Electronic-Disc Add'l	
							Rec	Nonrecurring First	Add'l	Nonrecurring Disconnect		OSS Rates (\$)					
										First	Add'l	SOMEc	SOMAN	SOMAN	SOMAN	SOMAN	SOMAN
		Feature Activation on D-4 Channel Bank Centrex Loop Slot - Different Wire Center			UEP95	1PQWP	0.66										
		Feature Activation on D-4 Channel Bank Private Line Loop Slot			UEP95	1PQWV	0.66										
		Feature Activation on D-4 Channel Bank Tjle Line/Trunk Loop Slot			UEP95	1PQWQ	0.66										
		Feature Activation on D-4 Channel Bank WATS Loop Slot			UEP95	1PQWA	0.66										
Non-Recurring Charges (NRC) Associated with UNE-P Centrex																	
		NRC Conversion Currently Combined Switch-As-Is with allowed changes, per port			UEP95	USAC2		1.03	0.29				30.89	7.03			
		New Centrex Standard Common Block			UEP95	M1ACS	0.00	658.60					30.89	7.03			
		New Centrex Customized Common Block			UEP95	M1ACC	0.00	658.60					30.89	7.03			
		NAR Establishment Charge, Per Occasion			UEP95	URECA	0.00	68.57					30.89	7.03			
Additional Non-Recurring Charges (NRC)																	
		Unbundled Miscellaneous Rate Element, Tag Loop at End Use Premise			UEP95	URETL		8.33	0.83								
		Unbundled Miscellaneous Rate Element, Tag Design Loop at End Use Premise			UEP95	URETN		11.23	1.10								
UNE-P CENTREX - DMS100 (Valid in All States)																	
2-Wire VG Loop/2-Wire Voice Grade Port (Centrex) Combo																	
UNE Port/Loop Combination Rates (Non-Design)																	
		2-Wire VG Loop/2-Wire Voice Grade Port (Centrex) Port Combo - Non-Design		1	UEP9D		14.18										
		2-Wire VG Loop/2-Wire Voice Grade Port (Centrex)Port Combo - Non-Design		2	UEP9D		18.01										
		2-Wire VG Loop/2-Wire Voice Grade Port (Centrex)Port Combo - Non-Design		3	UEP9D		23.02										
UNE Port/Loop Combination Rates (Design)																	
		2-Wire VG Loop/2-Wire Voice Grade Port (Centrex) Port Combo - Design		1	UEP9D		18.26										
		2-Wire VG Loop/2-Wire Voice Grade Port (Centrex)Port Combo - Design		2	UEP9D		23.33										
		2-Wire VG Loop/2-Wire Voice Grade Port (Centrex)Port Combo - Design		3	UEP9D		29.98										
UNE Loop Rate																	
		2-Wire Voice Grade Loop (SL 1) - Zone 1		1	UEP9D	UECS1	12.48										
		2-Wire Voice Grade Loop (SL 1) - Zone 2		2	UEP9D	UECS1	16.31										
		2-Wire Voice Grade Loop (SL 1) - Zone 3		3	UEP9D	UECS1	21.32										
		2-Wire Voice Grade Loop (SL 2) - Zone 1		1	UEP9D	UECS2	16.56										
		2-Wire Voice Grade Loop (SL 2) - Zone 2		2	UEP9D	UECS2	21.63										
		2-Wire Voice Grade Loop (SL 2) - Zone 3		3	UEP9D	UECS2	28.28										
UNE Port Rate																	
ALL STATES																	
		2-Wire Voice Grade Port (Centrex) Basic Local Area			UEP9D	UEPYA	1.70	22.14	15.25	8.45	3.91		30.89	7.03			
		2-Wire Voice Grade Port (Centrex 800 termination)Basic Local Area			UEP9D	UEPYB	1.70	22.14	15.25	8.45	3.91		30.89	7.03			
		2-Wire Voice Grade Port (Centrex / EBS-PSET)3Basic Local Area			UEP9D	UEPYC	1.70	22.14	15.25	8.45	3.91		30.89	7.03			
		2-Wire Voice Grade Port (Centrex / EBS-M5009)3Basic Local Area			UEP9D	UEPYD	1.70	22.14	15.25	8.45	3.91		30.89	7.03			
		2-Wire Voice Grade Port (Centrex / EBS-M5209)3 Basic Local Area			UEP9D	UEPYE	1.70	22.14	15.25	8.45	3.91		30.89	7.03			
		2-Wire Voice Grade Port (Centrex / EBS-M5112)3 Basic Local Area			UEP9D	UEPYF	1.70	22.14	15.25	8.45	3.91		30.89	7.03			
		2-Wire Voice Grade Port (Centrex / EBS-M5312)3Basic Local Area			UEP9D	UEPYG	1.70	22.14	15.25	8.45	3.91		30.89	7.03			
		2-Wire Voice Grade Port (Centrex / EBS-M5008)3 Basic Local Area			UEP9D	UEPYT	1.70	22.14	15.25	8.45	3.91		30.89	7.03			

UNBUNDLED NETWORK ELEMENTS - Tennessee

CATEGORY	RATE ELEMENTS	Interim	Zone	BCS	USOC	RATES (\$)					Svc Order Submitted Elec per LSR	Svc Order Submitted Manually per LSR	Incremental Charge - Manual Svc Order vs. Electronic-1st	Incremental Charge - Manual Svc Order vs. Electronic-Add'l	Incremental Charge - Manual Svc Order vs. Electronic-Disc 1st	Incremental Charge - Manual Svc Order vs. Electronic-Disc Add'l
						Rec	Nonrecurring First	Add'l	Nonrecurring Disconnect First	Add'l	OSS Rates (\$)					
											SOMEc	SOMAN	SOMAN	SOMAN	SOMAN	SOMAN
	2-Wire Voice Grade Port (Centrex / EBS-M5208))3 Basic Local Area			UEP9D	UEPYU	1.70	22.14	15.25	8.45	3.91		30.89	7.03			
	2-Wire Voice Grade Port (Centrex / EBS-M5216))3 Basic Local Area			UEP9D	UEPYV	1.70	22.14	15.25	8.45	3.91		30.89	7.03			
	2-Wire Voice Grade Port (Centrex / EBS-M5316))3 Basic Local Area			UEP9D	UEPY3	1.70	22.14	15.25	8.45	3.91		30.89	7.03			
	2-Wire Voice Grade Port (Centrex with Caller ID) Basic Local Area			UEP9D	UEPYH	1.70	22.14	15.25	8.45	3.91		30.89	7.03			
	2-Wire Voice Grade Port (Centrex/Caller ID/Msg Wtg Lamp Indication))4 Basic Local Area			UEP9D	UEPYW	1.70	22.14	15.25	8.45	3.91		30.89	7.03			
	2-Wire Voice Grade Port (Centrex/Msg Wtg Lamp Indication))4 Basic Local Area			UEP9D	UEPYJ	1.70	22.14	15.25	8.45	3.91		30.89	7.03			
	2-Wire Voice Grade Port (Centrex from diff Serving Wire Center) 2,3-Basic Local Area			UEP9D	UEPYM	1.70	22.14	15.25	8.45	3.91		30.89	7.03			
	2-Wire Voice Grade Port (Centrex/differ SWC /EBS-PSET)2,3,4 Basic Local Area			UEP9D	UEPYO	1.70	22.14	15.25	8.45	3.91		30.89	7.03			
	2-Wire Voice Grade Port (Centrex/differ SWC /EBS-M5009)2,3,4 Basic Local Area			UEP9D	UEPYP	1.70	22.14	15.25	8.45	3.91		30.89	7.03			
	2-Wire Voice Grade Port (Centrex/differ SWC /EBS-5209)2,3,4 Basic Local Area			UEP9D	UEPYQ	1.70	22.14	15.25	8.45	3.91		30.89	7.03			
	2-Wire Voice Grade Port (Centrex/differ SWC /EBS-M5112)2,3,4 Basic Local Area			UEP9D	UEPYR	1.70	22.14	15.25	8.45	3.91		30.89	7.03			
	2-Wire Voice Grade Port (Centrex/differ SWC /EBS-M5312)2,3,4 Basic Local Area			UEP9D	UEPYS	1.70	22.14	15.25	8.45	3.91		30.89	7.03			
	2-Wire Voice Grade Port (Centrex/differ SWC /EBS-M5008)2,3,4 Basic Local Area			UEP9D	UEPY4	1.70	22.14	15.25	8.45	3.91		30.89	7.03			
	2-Wire Voice Grade Port (Centrex/differ SWC /EBS-M5208)2, 3 Basic Local Area			UEP9D	UEPY5	1.70	22.14	15.25	8.45	3.91		30.89	7.03			
	2-Wire Voice Grade Port (Centrex/differ SWC /EBS-M5216)2,3,4 Basic Local Area			UEP9D	UEPY6	1.70	22.14	15.25	8.45	3.91		30.89	7.03			
	2-Wire Voice Grade Port (Centrex/differ SWC /EBS-M5316)2,3,4 Basic Local Area			UEP9D	UEPY7	1.70	22.14	15.25	8.45	3.91		30.89	7.03			
	2-Wire Voice Grade Port, Diff Serving Wire Center - 800 Service Term 2,3			UEP9D	UEPYZ	1.70	22.14	15.25	8.45	3.91		30.89	7.03			
	2-Wire Voice Grade Port terminated in on Megalink or equivalent Basic Local Area			UEP9D	UEPY9	1.70	22.14	15.25	8.45	3.91		30.89	7.03			
	2-Wire Voice Grade Port Terminated on 800 Service Term Basic Local Area			UEP9D	UEPY2	1.70	22.14	15.25	8.45	3.91		30.89	7.03			
	AL, KY, LA, MS, SC, & TN Only															
	2-Wire Voice Grade Port (Centrex)			UEP9D	UEPQA	1.70	22.14	15.25	8.45	3.91		30.89	7.03			
	2-Wire Voice Grade Port (Centrex 800 termination)			UEP9D	UEPQB	1.70	22.14	15.25	8.45	3.91		30.89	7.03			
	2-Wire Voice Grade Port (Centrex / EBS-PSET)4			UEP9D	UEPQC	1.70	22.14	15.25	8.45	3.91		30.89	7.03			
	2-Wire Voice Grade Port (Centrex / EBS-M5009)4			UEP9D	UEPQD	1.70	22.14	15.25	8.45	3.91		30.89	7.03			
	2-Wire Voice Grade Port (Centrex / EBS-M5209)4			UEP9D	UEPQE	1.70	22.14	15.25	8.45	3.91		30.89	7.03			
	2-Wire Voice Grade Port (Centrex / EBS-M5112)4			UEP9D	UEPQF	1.70	22.14	15.25	8.45	3.91		30.89	7.03			
	2-Wire Voice Grade Port (Centrex / EBS-M5312)4			UEP9D	UEPQG	1.70	22.14	15.25	8.45	3.91		30.89	7.03			
	2-Wire Voice Grade Port (Centrex / EBS-M5008)4			UEP9D	UEPQT	1.70	22.14	15.25	8.45	3.91		30.89	7.03			
	2-Wire Voice Grade Port (Centrex / EBS-M5208)4			UEP9D	UEPQU	1.70	22.14	15.25	8.45	3.91		30.89	7.03			
	2-Wire Voice Grade Port (Centrex / EBS-M5216)4			UEP9D	UEPQV	1.70	22.14	15.25	8.45	3.91		30.89	7.03			
	2-Wire Voice Grade Port (Centrex / EBS-M5316)4			UEP9D	UEPQ3	1.70	22.14	15.25	8.45	3.91		30.89	7.03			
	2-Wire Voice Grade Port (Centrex with Caller ID)			UEP9D	UEPQH	1.70	22.14	15.25	8.45	3.91		30.89	7.03			
	2-Wire Voice Grade Port (Centrex/Caller ID/Msg Wtg Lamp Indication)4			UEP9D	UEPQW	1.70	22.14	15.25	8.45	3.91		30.89	7.03			
	2-Wire Voice Grade Port (Centrex/Msg Wtg Lamp Indication)4			UEP9D	UEPQJ	1.70	22.14	15.25	8.45	3.91		30.89	7.03			
	2-Wire Voice Grade Port (Centrex from diff Serving Wire Center) 2,3			UEP9D	UEPQM	1.70	22.14	15.25	8.45	3.91		30.89	7.03			
	2-Wire Voice Grade Port (Centrex/differ SWC /EBS-PSET)2,3,4			UEP9D	UEPQO	1.70	22.14	15.25	8.45	3.91		30.89	7.03			

UNBUNDLED NETWORK ELEMENTS - Tennessee														Attachment: 2		Exhibit: A	
CATEGORY		RATE ELEMENTS	Interim	Zone	BCS	USOC	RATES (\$)					Svc Order Submitted Elec per LSR	Svc Order Submitted Manually per LSR	Incremental Charge - Manual Svc Order vs. Electronic-1st	Incremental Charge - Manual Svc Order vs. Electronic-Add'l	Incremental Charge - Manual Svc Order vs. Electronic-Disc 1st	Incremental Charge - Manual Svc Order vs. Electronic-Disc Add'l
							Rec	Nonrecurring			Nonrecurring	Disconnect	OSS Rates (\$)				
								First	Add'l	First	Add'l	SOMEc	SOMAN	SOMAN	SOMAN	SOMAN	SOMAN
		2-Wire Voice Grade Port (Centrex/differ SWC /EBS-M5009)2,3,4			UEP9D	UEPQP	1.70	22.14	15.25	8.45	3.91		30.89	7.03			
		2-Wire Voice Grade Port (Centrex/differ SWC /EBS-5209)2,3,4			UEP9D	UEPQQ	1.70	22.14	15.25	8.45	3.91		30.89	7.03			
		2-Wire Voice Grade Port (Centrex/differ SWC /EBS-M5112)2,3,4			UEP9D	UEPQR	1.70	22.14	15.25	8.45	3.91		30.89	7.03			
		2-Wire Voice Grade Port (Centrex/differ SWC /EBS-M5312)2,3,4			UEP9D	UEPQS	1.70	22.14	15.25	8.45	3.91		30.89	7.03			
		2-Wire Voice Grade Port (Centrex/differ SWC /EBS-M5008)2,3,4			UEP9D	UEPQ4	1.70	22.14	15.25	8.45	3.91		30.89	7.03			
		2-Wire Voice Grade Port (Centrex/differ SWC /EBS-M5208)2,3,4			UEP9D	UEPQ5	1.70	22.14	15.25	8.45	3.91		30.89	7.03			
		2-Wire Voice Grade Port (Centrex/differ SWC /EBS-M5216)2,3,4			UEP9D	UEPQ6	1.70	22.14	15.25	8.45	3.91		30.89	7.03			
		2-Wire Voice Grade Port (Centrex/differ SWC /EBS-M5316)2,3,4			UEP9D	UEPQ7	1.70	22.14	15.25	8.45	3.91		30.89	7.03			
		2-Wire Voice Grade Port, Diff Serving Wire Center - 800 Service Term 2,3			UEP9D	UEPQZ	1.70	22.14	15.25	8.45	3.91		30.89	7.03			
		2-Wire Voice Grade Port terminated in on Megalink or equivalent			UEP9D	UEPQ9	1.70	22.14	15.25	8.45	3.91		30.89	7.03			
		2-Wire Voice Grade Port Terminated on 800 Service Term			UEP9D	UEPQ2	1.70	22.14	15.25	8.45	3.91		30.89	7.03			
		Local Switching															
		Centrex Intercom Funtionality, per port			UEP9D	URECS	0.6381										
		Local Number Portability															
		Local Number Portability (1 per port)			UEP9D	LNPCc	0.35										
		Features															
		All Standard Features Offered, per port			UEP9D	UEPVF	0.00						30.89	7.03			
		All Select Features Offered, per port			UEP9D	UEPVS	0.00	433.78					30.89	7.03			
		All Centrex Control Features Offered, per port			UEP9D	UEPVC	0.00						30.89	7.03			
		NARS															
		Unbundled Network Access Register - Combination			UEP9D	UARCX	0.00	0.00	0.00	0.00	0.00		0.00	7.03			
		Unbundled Network Access Register - Inward			UEP9D	UAR1X	0.00	0.00	0.00	0.00	0.00		0.00	7.03			
		Unbundled Network Access Register - Outdial			UEP9D	UAROx	0.00	0.00	0.00	0.00	0.00		0.00	7.03			
		Miscellaneous Terminations															
		2-Wire Trunk Side															
		Trunk Side Terminations, each			UEP9D	CEND6	8.78	22.14	15.25	8.45	3.91		30.89	7.03			
		4-Wire Digital (1.544 Megabits)															
		DS1 Circuit Terminations, each			UEP9D	M1HD1	35.55	75.93	38.15				30.89	7.03			
		DS0 Channels Activated per Channel			UEP9D	M1HDO	0.00	108.67					30.89	7.03			
		Interoffice Channel Mileage - 2-Wire															
		Interoffice Channel Facilities Termination			UEP9D	M1GBC	18.58	22.14	15.25	8.45	3.91		30.89	7.03			
		Interoffice Channel mileage, per mile or fraction of mile			UEP9D	M1GBM	0.0174										
		Feature Activations (DS0) Centrex Loops on Channelized DS1 Service															
		D4 Channel Bank Feature Activations															
		Feature Activation on D-4 Channel Bank Centrex Loop Slot			UEP9D	1PQWS	0.66										
		Feature Activation on D-4 Channel Bank FX line Side Loop Slot			UEP9D	1PQW6	0.66										
		Feature Activation on D-4 Channel Bank FX Trunk Side Loop Slot			UEP9D	1PQW7	0.66										
		Feature Activation on D-4 Channel Bank Centrex Loop Slot - Different Wire Center			UEP9D	1PQWP	0.66										
		Feature Activation on D-4 Channel Bank Private Line Loop Slot			UEP9D	1PQWV	0.66										
		Feature Activation on D-4 Channel Bank Tjie Line/Trunk Loop Slot			UEP9D	1PQWQ	0.66										
		Feature Activation on D-4 Channel Bank WATS Loop Slot			UEP9D	1PQWA	0.66										
		Non-Recurring Charges (NRC) Associated with UNE-P Centrex															
		NRC Conversion Currently Combined Switch-As-Is with allowed changes, per port			UEP9D	USAC2		1.03	0.29				30.89	7.03			

UNBUNDLED NETWORK ELEMENTS - Tennessee												Attachment: 2		Exhibit: A		
CATEGORY		RATE ELEMENTS	Interim	Zone	BCS	USOC	RATES (\$)				Svc Order Submitted Elec per LSR	Svc Order Submitted Manually per LSR	Incremental Charge - Manual Svc Order vs. Electronic-1st	Incremental Charge - Manual Svc Order vs. Electronic-Add'l	Incremental Charge - Manual Svc Order vs. Electronic-Disc 1st	Incremental Charge - Manual Svc Order vs. Electronic-Disc Add'l
							Rec	Nonrecurring First	Add'l	Nonrecurring Disconnect First	Add'l	SOMEc	SOMAN	SOMAN	SOMAN	SOMAN
		New Centrex Standard Common Block			UEP9D	M1ACS	0.00	658.60					30.89	7.03		
		New Centrex Customized Common Block			UEP9D	M1ACC	0.00	658.60					30.89	7.03		
		NAR Establishment Charge, Per Occasion			UEP9D	URECA		68.57					30.89	7.03		
		Additional Non-Recurring Charges (NRC)														
		Unbundled Miscellaneous Rate Element, Tag Loop at End Use Premise			UEP9D	URETL		8.33	0.83							
		Unbundled Miscellaneous Rate Element, Tag Design Loop at End Use Premise			UEP9D	URETN		11.23	1.10							
		UNE-P CENTREX - EWSD (Valid in AL, FL, KY, LA, MS & TN)														
		2-Wire VG Loop/2-Wire Voice Grade Port (Centrex) Combo														
		UNE Port/Loop Combination Rates (Non-Design)														
		2-Wire VG Loop/2-Wire Voice Grade Port (Centrex) Port Combo - Non-Design		1	UEP9E		14.18									
		2-Wire VG Loop/2-Wire Voice Grade Port (Centrex)Port Combo - Non-Design		2	UEP9E		18.01									
		2-Wire VG Loop/2-Wire Voice Grade Port (Centrex)Port Combo - Non-Design		3	UEP9E		23.02									
		UNE Port/Loop Combination Rates (Design)														
		2-Wire VG Loop/2-Wire Voice Grade Port (Centrex) Port Combo - Design		1	UEP9E		18.26									
		2-Wire VG Loop/2-Wire Voice Grade Port (Centrex)Port Combo - Design		2	UEP9E		23.33									
		2-Wire VG Loop/2-Wire Voice Grade Port (Centrex)Port Combo - Design		3	UEP9E		29.98									
		UNE Loop Rate														
		2-Wire Voice Grade Loop (SL 1) - Zone 1		1	UEP9E	UECS1	12.48									
		2-Wire Voice Grade Loop (SL 1) - Zone 2		2	UEP9E	UECS1	16.31									
		2-Wire Voice Grade Loop (SL 1) - Zone 3		3	UEP9E	UECS1	21.32									
		2-Wire Voice Grade Loop (SL 2) - Zone 1		1	UEP9E	UECS2	16.56									
		2-Wire Voice Grade Loop (SL 2) - Zone 2		2	UEP9E	UECS2	21.63									
		2-Wire Voice Grade Loop (SL 2) - Zone 3		3	UEP9E	UECS2	28.28									
		UNE Port Rate														
		AL, FL, KY, LA, MS, & TN only														
		2-Wire Voice Grade Port (Centrex) Basic Local Area			UEP9E	UEPYA	1.70	22.14	15.25	8.45	3.91		30.89	7.03		
		2-Wire Voice Grade Port (Centrex 800 termination)Basic Local Area			UEP9E	UEPYB	1.70	22.14	15.25	8.45	3.91		30.89	7.03		
		2-Wire Voice Grade Port (Centrex with Caller ID)1Basic Local Area			UEP9E	UEPYH	1.70	22.14	15.25	8.45	3.91		30.89	7.03		
		2-Wire Voice Grade Port (Centrex from diff Serving Wire Center)2,3 Basic Local Area			UEP9E	UEPYM	1.70	22.14	15.25	8.45	3.91		30.89	7.03		
		2-Wire Voice Grade Port, Diff Serving Wire Center 2,3 - 800 Service Term - Basic Local Area			UEP9E	UEPYZ	1.70	22.14	15.25	8.45	3.91		30.89	7.03		
		2-Wire Voice Grade Port terminated in on Megalink or equivalent - Basic Local Area			UEP9E	UEPY9	1.70	22.14	15.25	8.45	3.91		30.89	7.03		
		2-Wire Voice Grade Port Terminated on 800 Service Term - Basic Local Area			UEP9E	UEPY2	1.70	22.14	15.25	8.45	3.91		30.89	7.03		
		AL, KY, LA, MS, & TN Only														
		2-Wire Voice Grade Port (Centrex)			UEP9E	UEPQA	1.70	22.14	15.25	8.45	3.91		30.89	7.03		
		2-Wire Voice Grade Port (Centrex 800 termination)			UEP9E	UEPQB	1.70	22.14	15.25	8.45	3.91		30.89	7.03		
		2-Wire Voice Grade Port (Centrex with Caller ID)1			UEP9E	UEPQH	1.70	22.14	15.25	8.45	3.91		30.89	7.03		
		2-Wire Voice Grade Port (Centrex from diff Serving Wire Center)2,3			UEP9E	UEPQM	1.70	22.14	15.25	8.45	3.91		30.89	7.03		
		2-Wire Voice Grade Port, Diff Serving Wire Center 2,3 - 800 Service Term			UEP9E	UEPQZ	1.70	22.14	15.25	8.45	3.91		30.89	7.03		
		2-Wire Voice Grade Port terminated in on Megalink or equivalent			UEP9E	UEPQ9	1.70	22.14	15.25	8.45	3.91		30.89	7.03		
		2-Wire Voice Grade Port Terminated on 800 Service Term			UEP9E	UEPQ2	1.70	22.14	15.25	8.45	3.91		30.89	7.03		
		Local Switching														
		Centrex Intercom Funtionality, per port			UEP9E	URECS	0.6381									

UNBUNDLED NETWORK ELEMENTS - Tennessee

CATEGORY	RATE ELEMENTS	Interim	Zone	BCS	USOC	RATES (\$)				Svc Order Submitted Elec per LSR	Svc Order Submitted Manually per LSR	Attachment: 2		Exhibit: A	
												Incremental Charge - Manual Svc Order vs. Electronic-1st	Incremental Charge - Manual Svc Order vs. Electronic-Add'l	Incremental Charge - Manual Svc Order vs. Electronic-Disc 1st	Incremental Charge - Manual Svc Order vs. Electronic-Disc Add'l
												OSS Rates (\$)			
						Rec	Nonrecurring First	Add'l	Nonrecurring First	Disconnect Add'l	SOME C	SOMAN	SOMAN	SOMAN	SOMAN
	Local Number Portability														
	Local Number Portability (1 per port)			UEP9E	LNPCC	0.35									
	Features														
	All Standard Features Offered, per port			UEP9E	UEPVF	0.00					30.89	7.03			
	All Select Features Offered, per port			UEP9E	UEPVS	0.00	433.78				30.89	7.03			
	All Centrex Control Features Offered, per port			UEP9E	UEPVC	0.00					30.89	7.03			
	NARS														
	Unbundled Network Access Register - Combination			UEP9E	UARCX	0.00	0.00	0.00	0.00	0.00	0.00	7.03			
	Unbundled Network Access Register - Indial			UEP9E	UAR1X	0.00	0.00	0.00	0.00	0.00	0.00	7.03			
	Unbundled Network Access Register - Outdial			UEP9E	UARO X	0.00	0.00	0.00	0.00	0.00	0.00	7.03			
	Miscellaneous Terminations														
	2-Wire Trunk Side														
	Trunk Side Terminations, each			UEP9E	CEND6	8.78	22.14	15.25	8.45	3.91		30.89	7.03		
	4-Wire Digital (1.544 Megabits)														
	DS1 Circuit Terminations, each			UEP9E	M1HD1	35.55	75.93	38.15				30.89	7.03		
	DS0 Channel Activated Per Channel			UEP9E	M1HDO	0.00	108.67					30.89	7.03		
	Interoffice Channel Mileage - 2-Wire														
	Interoffice Channel Facilities Termination			UEP9E	M1GBC	18.58	22.14	15.25	8.45	3.91		30.89	7.03		
	Interoffice Channel mileage, per mile or fraction of mile			UEP9E	M1GBM	0.0174									
	Feature Activations (DS0) Centrex Loops on Channelized DS1 Service														
	D4 Channel Bank Feature Activations														
	Feature Activation on D-4 Channel Bank Centrex Loop Slot			UEP9E	1PQWS	0.66									
	Feature Activation on D-4 Channel Bank FX line Side Loop Slot			UEP9E	1PQW6	0.66									
	Feature Activation on D-4 Channel Bank FX Trunk Side Loop Slot			UEP9E	1PQW7	0.66									
	Feature Activation on D-4 Channel Bank Centrex Loop Slot - Different Wire Center			UEP9E	1PQWP	0.66									
	Feature Activation on D-4 Channel Bank Private Line Loop Slot			UEP9E	1PQWV	0.66									
	Feature Activation on D-4 Channel Bank Tjie Line/Trunk Loop Slot			UEP9E	1PQWQ	0.66									
	Feature Activation on D-4 Channel Bank WATS Loop Slot			UEP9E	1PQWA	0.66									
	Non-Recurring Charges (NRC) Associated with UNE-P Centrex														
	NRC Conversion Currently Combined Switch-As-Is with allowed changes, per port			UEP9E	USAC2		1.03	0.29			30.89	7.03			
	New Centrex Standard Common Block			UEP9E	M1ACS	0.00	658.60				30.89	7.03			
	New Centrex Customized Common Block			UEP9E	M1ACC	0.00	658.60				30.89	7.03			
	NAR Establishment Charge, Per Occasion			UEP9E	URECA	0.00	68.57				30.89	7.03			
	Additional Non-Recurring Charges (NRC)														
	Unbundled Miscellaneous Rate Element, Tag Loop at End Use Premise			UEP9E	URETL		8.33	0.83							
	Unbundled Miscellaneous Rate Element, Tag Design Loop at End Use Premise			UEP9E	URETN		11.23	1.10							
	UNE-P CENTREX - DCO - Valid in AL, KY, LA, MS, & TN)														
	2-Wire VG Loop/2-Wire Voice Grade Port (Centrex) Combo														
	UNE Port/Loop Combination Rates (Non-Design)														
	2-Wire VG Loop/2-Wire Voice Grade Port (Centrex) Port Combo - Non-Design		1	UEP93		14.18									
	2-Wire VG Loop/2-Wire Voice Grade Port (Centrex)Port Combo - Non-Design		2	UEP93		18.01									
	2-Wire VG Loop/2-Wire Voice Grade Port (Centrex)Port Combo - Non-Design		3	UEP93		23.02									
	UNE Port/Loop Combination Rates (Design)														
	2-Wire VG Loop/2-Wire Voice Grade Port (Centrex) Port Combo - Design		1	UEP93		18.26									
	2-Wire VG Loop/2-Wire Voice Grade Port (Centrex)Port Combo - Design		2	UEP93		23.33									

UNBUNDLED NETWORK ELEMENTS - Tennessee												Attachment: 2		Exhibit: A								
CATEGORY	RATE ELEMENTS		Interim	Zone	BCS	USOC	RATES (\$)				Svc Order Submitted Elec per LSR	Svc Order Submitted Manually per LSR	Incremental Charge - Manual Svc Order vs. Electronic-1st	Incremental Charge - Manual Svc Order vs. Electronic-Add'l	Incremental Charge - Manual Svc Order vs. Electronic-Disc 1st	Incremental Charge - Manual Svc Order vs. Electronic-Disc Add'l						
							Rec	Nonrecurring First	Add'l	Nonrecurring Disconnect First	Add'l	OSS Rates (\$)					SOME C	SOMAN	SOMAN	SOMAN	SOMAN	SOMAN
		2-Wire VG Loop/2-Wire Voice Grade Port (Centrex)Port Combo - Design		3	UEP93		29.98															
	UNE Loop Rate																					
		2-Wire Voice Grade Loop (SL 1) - Zone 1		1	UEP93	UECS1	12.48															
		2-Wire Voice Grade Loop (SL 1) - Zone 2		2	UEP93	UECS1	16.31															
		2-Wire Voice Grade Loop (SL 1) - Zone 3		3	UEP93	UECS1	21.32															
		2-Wire Voice Grade Loop (SL 2) - Zone 1		1	UEP93	UECS2	16.56															
		2-Wire Voice Grade Loop (SL 2) - Zone 2		2	UEP93	UECS2	21.63															
		2-Wire Voice Grade Loop (SL 2) - Zone 3		3	UEP93	UECS2	28.28															
	UNE Port Rate																					
	AL, KY, LA, MS, & TN only																					
		2-Wire Voice Grade Port (Centrex) Basic Local Area			UEP93	UEPYA	1.70	22.14	15.25	8.45	3.91		30.89	7.03								
		2-Wire Voice Grade Port (Centrex 800 termination)Basic Local Area			UEP93	UEPYB	1.70	22.14	15.25	8.45	3.91		30.89	7.03								
		2-Wire Voice Grade Port (Centrex with Caller ID)1Basic Local Area			UEP93	UEPYH	1.70	22.14	15.25	8.45	3.91		30.89	7.03								
		2-Wire Voice Grade Port (Centrex from diff Serving Wire Center)2,3 Basic Local Area			UEP93	UEPYM	1.70	22.14	15.25	8.45	3.91		30.89	7.03								
		2-Wire Voice Grade Port, Diff Serving Wire Center - 2,3 - 800 Service Term - Basic Local Area			UEP93	UEPYZ	1.70	22.14	15.25	8.45	3.91		30.89	7.03								
		2-Wire Voice Grade Port terminated in on Megalink or equivalent - Basic Local Area			UEP93	UEPY9	1.70	22.14	15.25	8.45	3.91		30.89	7.03								
		2-Wire Voice Grade Port Terminated on 800 Service Term - Basic Local Area			UEP93	UEPY2	1.70	22.14	15.25	8.45	3.91		30.89	7.03								
		2-Wire Voice Grade Port (Centrex)			UEP93	UEPQA	1.70	22.14	15.25	8.45	3.91		30.89	7.03								
		2-Wire Voice Grade Port (Centrex 800 termination)			UEP93	UEPQB	1.70	22.14	15.25	8.45	3.91		30.89	7.03								
		2-Wire Voice Grade Port (Centrex with Caller ID)1			UEP93	UEPQH	1.70	22.14	15.25	8.45	3.91		30.89	7.03								
		2-Wire Voice Grade Port (Centrex from diff Serving Wire Center)2,3			UEP93	UEPQM	1.70	22.14	15.25	8.45	3.91		30.89	7.03								
		2-Wire Voice Grade Port, Diff Serving Wire Center - 2,3 -800 Service Term			UEP93	UEPQZ	1.70	22.14	15.25	8.45	3.91		30.89	7.03								
		2-Wire Voice Grade Port terminated in on Megalink or equivalent			UEP93	UEPQ9	1.70	22.14	15.25	8.45	3.91		30.89	7.03								
		2-Wire Voice Grade Port Terminated on 800 Service Term			UEP93	UEPQ2	1.70	22.14	15.25	8.45	3.91		30.89	7.03								
	Local Switching																					
		Centrex Intercom Funtionality, per port			UEP93	URECS	0.6381															
	Local Number Portability																					
		Local Number Portability (1 per port)			UEP93	LNPCC	0.35															
	Features																					
		All Standard Features Offered, per port			UEP93	UEPVF	0.00															
		All Centrex Control Features Offered, per port			UEP93	UEPVC	0.00															
	NARS																					
		Unbundled Network Access Register - Combination			UEP93	UARCX	0.00	0.00	0.00	0.00	0.00		0.00	7.03								
		Unbundled Network Access Register - Indial			UEP93	UAR1X	0.00	0.00	0.00	0.00	0.00		0.00	7.03								
		Unbundled Network Access Register - Outdial			UEP93	UARO X	0.00	0.00	0.00	0.00	0.00		0.00	7.03								
	Miscellaneous Terminations																					
	2-Wire Trunk Side																					
		Trunk Side Terminations, each			UEP93	CEND6	8.78	22.14	15.25	8.45	3.91		30.89	7.03								
	4-Wire Digital (1.544 Megabits)																					
		DS1 Circuit Terminations, each			UEP93	M1HD1	35.55	75.93	38.15				30.89	7.03								
		DS0 Channels Activated, Per Channel			UEP93	M1HDO	0.00	108.67					30.89	7.03								
	Interoffice Channel Mileage - 2-Wire																					
		Interoffice Channel Facilities Termination			UEP93	M1GBC	18.58	22.14	15.25	8.45	3.91		30.89	7.03								
		Interoffice Channel mileage, per mile or fraction of mile			UEP93	M1GBM	0.0174															
	Feature Activations (DS0) Centrex Loops on Channelized DS1 Service																					
	D4 Channel Bank Feature Activations																					
		Feature Activation on D-4 Channel Bank Centrex Loop Slot			UEP93	1PQWS	0.66															
		Feature Activation on D-4 Channel Bank FX Line Side Loop Slot			UEP93	1PQW6	0.66															

UNBUNDLED NETWORK ELEMENTS - Tennessee												Attachment: 2		Exhibit: A		
CATEGORY	RATE ELEMENTS	Interim	Zone	BCS	USOC	RATES (\$)				Svc Order Submitted Elec per LSR	Svc Order Submitted Manually per LSR	Incremental Charge - Manual Svc Order vs. Electronic-1st	Incremental Charge - Manual Svc Order vs. Electronic-Add'l	Incremental Charge - Manual Svc Order vs. Electronic-Disc 1st	Incremental Charge - Manual Svc Order vs. Electronic-Disc Add'l	
						Rec	Nonrecurring First	Add'l	Nonrecurring Disconnect First							Add'l
												OSS Rates (\$)				
											SOME C	SOMAN	SOMAN	SOMAN	SOMAN	SOMAN
	Feature Activation on D-4 Channel Bank FX Trunk Side Loop Slot			UEP93	1PQW7	0.66										
	Feature Activation on D-4 Channel Bank Centrex Loop Slot - Different Wire Center			UEP93	1PQWP	0.66										
	Feature Activation on D-4 Channel Bank Private Line Loop Slot			UEP93	1PQWV	0.66										
	Feature Activation on D-4 Channel Bank Tie Line/Trunk Loop Slot			UEP93	1PQWQ	0.66										
	Feature Activation on D-4 Channel Bank WATS Loop Slot			UEP93	1PQWA	0.66										
	Non-Recurring Charges (NRC) Associated with UNE-P Centrex															
	NRC Conversion Currently Combined Switch-As-Is with allowed changes, per port			UEP93	USAC2		1.03	0.29				30.89	7.03			
	New Centrex Standard Common Block			UEP93	M1ACS	0.00	658.60					30.89	7.03			
	New Centrex Customized Common Block			UEP93	M1ACC	0.00	658.60					30.89	7.03			
	NAR Establishment Charge, Per Occasion			UEP93	URECA		68.57					30.89	7.03			
	Additional Non-Recurring Charges (NRC)															
	Unbundled Miscellaneous Rate Element, Tag Loop at End Use Premise			UEP93	URETL		8.33	0.83								
	Unbundled Miscellaneous Rate Element, Tag Design Loop at End Use Premise			UEP93	URETN		11.23	1.10								
	Note 1 - Required Port for Centrex Control in 1AESS, 5ESS & EWSD															
	Note 2 - Requires Interoffice Channel Mileage															
	Note 3 - Installation is combination of Installation charge for SL2 Loop and Port															
	Note 4 - Requires Specific Customer Premises Equipment															
	Note: Rates displaying an "R" in Interim column are interim and subject to rate true-up as set forth in General Terms and Conditions.															

Attachment 3
Network Interconnection

2/8/04 Xspedius

TABLE OF CONTENTS

1. GENERAL 3

2. DEFINITIONS: (FOR THE PURPOSE OF THIS ATTACHMENT)..... 3

3. NETWORK INTERCONNECTION 5

4. INTERCONNECTION TRUNK GROUP ARCHITECTURES..... 9

5. NETWORK DESIGN AND MANAGEMENT FOR INTERCONNECTION 18

6. SIGNALING.....51

7. FORECASTING FOR TRUNK PROVISIONING 27

8. TRUNK UTILIZATION..... 28

9. INTERFERENCE OR IMPAIRMENT 30

**10. COMPENSATION FOR LOCAL TRAFFIC, ISP-BOUND TRAFFIC AND
INTRALATA TOLL TRAFFIC..... 32**

11. FRAME RELAY SERVICE INTERCONNECTION..... 43

Rates	Exhibit A
Basic Architecture	Exhibit B
One Way Architecture	Exhibit C
Two Way Architecture	Exhibit D
Supergroup Architecture	Exhibit E

NETWORK INTERCONNECTION

1. GENERAL

- 1.1 The Parties shall provide interconnection with each other's networks for the transmission and routing of telephone exchange service and exchange access on the following terms:

2. DEFINITIONS: (FOR THE PURPOSE OF THIS ATTACHMENT)

- 2.1 For purposes of this attachment only, the following terms shall have the definitions set forth below:

- 2.1.1 **Call Termination** has the meaning set forth for "termination" in 47 CFR § 51.701(d).

- 2.1.2 **Call Transport** has the meaning set forth for "transport" in 47 CFR § 51.701(c).

- 2.1.3 **Call Transport and Termination** is used collectively to mean the switching and transport functions from the Interconnection Point to the last point of switching consistent with FCC rules including but not limited to 47 CFR § 51.701 et seq.

- 2.1.4 **Common (Shared) Transport** is defined as the transport of the originating Party's traffic by the terminating Party over the terminating Party's common (shared) facilities between (1) the terminating Party's tandem switch and end office switch, (2) between the terminating Party's tandem switches, and/or (3) between the terminating Party's host and remote end office switches. All switches referred to herein must be registered in the Local Exchange Routing Guide (LERG).

- 2.1.5 **Cross Connect** is as defined in Attachment 4 of the Interconnection Agreement. If a Party provisions a cross connect for the purposes of interconnection under this Attachment 3, and such cross connect is not associated with a physical or virtual collocation arrangement, the provisioning party shall not charge for such cross connect.

- 2.1.6 **Dedicated Interoffice Facility** is defined as a switch transport facility between the <customer_short_name> Serving Wire Center (owned by BellSouth) and the first point of switching within the LATA on the BellSouth network or a switch transport facility between the BellSouth Serving Wire Center (owned by <customer_short_name>) and the first point of switching within the LATA on the <customer_short_name> network.

- 2.1.6 **End Office Switching** is defined as the function that establishes a communications path between the trunk side and line side of the End Office switch.

2/8/04 Xspedius

- 2.1.7 **Fiber Meet** is an interconnection arrangement whereby the Parties physically interconnect their networks via an optical fiber interface at which one Party's facilities, provisioning, and maintenance responsibility begins and the other Party's responsibility ends.
- 2.1.8 **Interconnection Point (IP)** is a physical telecommunications equipment interface that interconnects the networks of BellSouth and <customer_short_name>.
- 2.1.9 **IntraLATA Toll Traffic** is all traffic that originates and terminates within a single LATA that is not Local or ISP-bound traffic under this Attachment.
- 2.1.10 **ISP-Bound Traffic** is calls to an information service provider/enhanced service provider or Internet service provider (ISP) that are dialed by using a local dialing pattern (7 or 10 digits).
- 2.1.11 **Local Channel** is defined as a switched transport facility between a Party's Point of Presence and its designated Serving Wire Center where the Point of Presence is not located within the designated Serving Wire Center.
- 2.1.12 [Parties Disagree]
- [Xspedius Version] **Local Traffic** is defined as any telephone call that originates in one exchange and is terminated in either the same exchange, or other mandatory local calling area associated with the originating exchange (e.g., mandatory Extended Area Service) as defined and specified in Section A3 of BellSouth's General Subscriber Service Tariff. Designation of Local Traffic is not dependent on the type of switching technology used to switch and terminate such Local Traffic, including use of frame switching. Local Traffic includes any cross boundary, intrastate, interLATA or interstate, interLATA calls established as a local call by the ruling regulatory body.
- [BellSouth Version] **Local Traffic** is defined as any telephone call that originates in one exchange and terminates in either the same exchange, or other local calling area associated with the originating exchange as defined and specified in Section A3 of BellSouth's General Subscriber Service Tariff.
- 2.1.13 **A Point of Presence** is the physical location at which a Party establishes itself for obtaining access to the other Party's network.

2/8/04 Xspedius

- 2.1.14 **Reciprocal Trunk Group** is defined as a one-way trunk group carrying BellSouth originated traffic to be terminated by <customer_short_name>.
- 2.1.15 **Serving Wire Center** is defined as the wire center owned or leased by one Party from which the other Party would normally obtain dial tone for its Point of Presence.
- 2.1.7 **Tandem Switching** is defined as the function that establishes a communications path between two switching offices through a third switching office through the provision of trunk side to trunk side switching.
- 2.1.7.1 Consistent with FCC rules and orders, a <customer_short_name> switch shall be considered a tandem switch if it serves a geographic area comparable to that served by the relevant BellSouth tandem switch. <customer_short_name> shall provide to BellSouth supporting data to show such geographic comparability and if the Parties are unable to agree then the issue shall be resolved pursuant to the Dispute Resolution process set forth in the General Terms and Conditions of this Agreement.
- 2.1.8 **Transit Traffic** is traffic originating on one party's network that is switched and/or transported by the other Party and delivered to a third party's network, or traffic originating on a third party's network that is switched and/or transported by one party and delivered to the other Party's network.

3. NETWORK INTERCONNECTION

- 3.1 This Attachment pertains only to the provision of network interconnection where <customer_short_name> owns, leases from a third party or otherwise provides its own switch(es).

3.2 [Parties Disagree]

[Xspedius Version] Network interconnection may be provided by the Parties via any technically feasible method, **including but not limited to OCn level interconnection at TELRIC-compliant rates**, and at any technically feasible point or points in accordance with applicable FCC and Commission rules and orders.

[BellSouth Version] Network interconnection may be provided by the Parties via any technically feasible method and at any technically feasible point or points **within BellSouth's network** in accordance with applicable FCC and Commission rules and orders.

2/8/04 Xspedius

- 3.2.1 Requests for interconnection at a point or points other than as set forth in this Attachment may be made through the Bona Fide Request (BFR) process set out in Attachment 11 to this Agreement. At such time that BellSouth submits a request for interconnection that meets the requirements of this section, the Parties will negotiate the rates, terms, and conditions for such request.
- 3.2.2 Each Party is responsible for providing, engineering and maintaining the network on its side of the IP. The IP must be located within BellSouth's serving territory in the LATA in which traffic is originating. The IP determines the point at which the originating Party shall pay the terminating Party for the Call Transport and Termination of Local Traffic, ISP-Bound Traffic and IntraLATA Toll Traffic.
- 3.2.3 Pursuant to the provisions of this Attachment, the Parties will endeavor in good faith to mutually agree on the location of the initial IP(s) in a given LATA.
- 3.2.4 Subject to the requirements for installing additional IPs, as set forth below, any IPs existing prior to the Effective Date of the Agreement will be accepted as initial IPs. BellSouth will not require re-grooming, however, <customer_short_name> may regroom and augment such IPs.
- 3.2.5 In selecting the initial IP(s), both Parties will act in good faith and shall consider points that are efficient for both Parties. If the Parties are unable to agree on the location of the initial IP, the Parties will establish the initial IP at the BellSouth access tandem in the LATA, or, where multiple BellSouth access tandems reside in such LATA, <customer_short_name> shall designate the BellSouth access tandem at which the Parties will establish the initial IP.
- 3.2.6 Additional IP(s) in a LATA may be established by mutual agreement of the Parties. In selecting additional IPs, both Parties will act in good faith and shall consider points that are efficient for both Parties. Unless mutually agreed otherwise or where direct end office trunking has been installed in accordance with Section 4.10.3.4.1. of this Attachment 3, an additional IP must be established if the following criteria are met: (1) the traffic between <customer_short_name> and BellSouth at the proposed additional IP must exceed a DS3, or 8.9 million minutes of Local Traffic and ISP-Bound Traffic, per month for three consecutive months; and (2) any end office to be designated as an IP must be more than 20 miles from an existing IP. BellSouth will not request the establishment of an IP where physical or virtual collocation space is not available or where BellSouth fiber connectivity is not available.
- 3.2.7 When the Parties agree to utilize two-way interconnection trunk groups for the exchange of Local Traffic, ISP-bound Traffic and IntraLATA Toll Traffic the Parties must agree to the location of the initial and/or additional IP(s).
- 3.2.8 Upon written notification from the Party requesting the establishment of an additional IP, the receiving Party has twenty (20) business days to analyze,

2/8/04 Xspedius

respond to, and negotiate in good faith regarding the establishment of such IP. Should the Parties disagree on how to proceed, the requesting Party may resort to the Dispute Resolution process set forth in the General Terms and Conditions.

3.3 Interconnection via Dedicated Facilities

3.3.1 [Parties Disagree]

[Xspedius Version] **Local Channel Facilities.** As part of Call Transport and Termination, either Party may purchase Local Channel facilities from the other Party pursuant to the provisions of this Attachment and at the rates set forth in Exhibit A.

[BellSouth Version] **Local Channel Facilities.** As part of Call Transport and Termination, either Party may purchase Local Channel facilities from the other Party pursuant to the provisions of this Attachment. . The percentage of Local Channel Facilities utilized for Local Traffic and ISP-bound Traffic shall be determined based upon the application of the Percent Local Facility (PLF) Factor on a statewide basis. The charges applied to the percentage of Local Channel facilities used for Local Traffic and ISP-bound Traffic as determined by the PLF are set forth in Exhibit A to this Attachment. The remaining percentage of Local Channel Facilities shall be billed at the appropriate Party's intrastate or interstate tariff rates for switched access services or reasonable and non-discriminatory web-posted listing if the FCC or Commission does not require filing of a tariff.

3.3.2 [Parties Disagree]

[Xspedius Version] **Dedicated Interoffice Facilities.** As part of Call Transport and Termination, either Party may purchase Dedicated Interoffice facilities from the other Party pursuant to the provisions of this Attachment and at the rates set forth in Exhibit A.

[BellSouth Version] **Dedicated Interoffice Facilities.** As part of Call Transport and Termination, either Party may purchase Dedicated Interoffice facilities from the other Party pursuant to the provisions of this Attachment. The percentage of Dedicated Interoffice Facilities utilized for Local Traffic and ISP-bound Traffic shall be determined based upon the application of the Percent Local Facility (PLF) Factor on a statewide basis. The charges applied to the percentage of Dedicated Interoffice facilities used for Local Traffic and ISP-bound Traffic as determined by the PLF are set forth in Exhibit A to this Attachment. The remaining percentage of the Dedicated Interoffice Facilities shall be billed at the appropriate Party's intrastate or interstate tariff rates for switched access services or reasonable and

2/8/04 Xspedius

non-discriminatory web-posted listing if the FCC or Commission does not require filing of a tariff.

3.3.3 [Parties Disagree]

[Xspedius Version] In the event that a Party's Point of Presence is located within any serving wire center (i.e., switch location), such Party may interconnect to the other Party's switch via a Cross Connect or any other technically feasible means of interconnection.

[BellSouth Version] If a Party provisions a cross connect for the purposes of interconnection under this Attachment 3, and such cross connect is not associated with a physical or virtual collocation arrangement, the provisioning party shall not charge for such cross connect.

3.3.4 The facilities and associated components as set forth in Exhibit A of this Attachment purchased pursuant to this Section 3 shall be ordered via the Access Service Request (ASR) process. The terms, conditions and rates for ordering charges (i.e., expedite, cancellation, and order modification charges) are as set forth in the BellSouth FCC Tariff No. 1. To the extent that BellSouth requests that <customer_short_name> submit an ASR for an augmentation to the facilities purchased by <customer_short_name> from BellSouth but utilized for BellSouth's originated traffic, the Parties will work in good faith and make best efforts to ensure that the ASR submitted for such augmentations does not require expedition, cancellation or modification and in the event that <customer_short_name> incurs ordering charges, BellSouth and <customer_short_name> shall work cooperatively to determine which Party caused the incurrence of such charges and that Party shall be responsible for such charges.

3.4 **Fiber Meet**

3.4.1 If <customer_short_name> elects to establish interconnection with BellSouth pursuant to a Fiber Meet Local Channel, <customer_short_name> and BellSouth shall jointly engineer, operate and maintain a Synchronous Optical Network (SONET) transmission system by which they shall interconnect their transmission and routing of Local Traffic via a Local Channel at either the, DS10, DS1, or DS3 level. The Parties shall work jointly to determine the specific transmission system. However, <customer_short_name>'s SONET transmission system must be compatible with BellSouth's equipment, and the Data Communications Channel (DCC) must be turned off, unless otherwise mutually agreed to by the Parties.

3.4.2 Each Party, at its own expense, shall procure, install and maintain the agreed upon SONET transmission system in its network.

2/8/04 Xspedius

3.4.3 The Parties shall agree to a Fiber Meet point between the BellSouth Serving Wire Center and the <customer_short_name> Serving Wire Center. The Parties shall deliver their fiber optic facilities to the Fiber Meet point with sufficient spare length to reach the fusion splice point for the Fiber Meet Point. BellSouth shall, at its own expense, provide and maintain the fusion splice point for the Fiber Meet. A building type Common Language Location Identification (CLLI) code will be established for each Fiber Meet point. All orders for interconnection facilities from the Fiber Meet point shall indicate the Fiber Meet point as the originating point for the facility.

3.4.4 Upon verbal request by <customer_short_name> and within a reasonable and non-discriminatory timeframe, BellSouth shall allow <customer_short_name> access to the fusion splice point for the Fiber Meet point for maintenance purposes on <customer_short_name>'s side of the Fiber Meet point.

3.4.5 [Parties Disagree]

[Xspedius Version] Neither Party shall charge the other for its Local Channel portion of the Fiber Meet facility used for Local Traffic and ISP-bound Traffic.

[BellSouth Version] Neither Party shall charge the other for its Local Channel portion of the Fiber Meet facility used for Local Traffic and ISP-bound Traffic. The percentage of Dedicated Interoffice Facilities utilized for Local Traffic and ISP-bound Traffic shall be determined based upon the application of the Percent Local Facility (PLF) Factor on a statewide basis. The remaining percentage of the Local Channel shall be billed at the appropriate Party's intrastate or interstate tariff rates for switched access services or reasonable and non-discriminatory web-posted listing if the FCC or Commission does not require filing of a tariff.

4. INTERCONNECTION TRUNK GROUP ARCHITECTURES

4.1 BellSouth and <customer_short_name> shall establish interconnecting trunk groups and trunk group configurations between networks, including the use of one-way or two-way trunks in accordance with the following provisions set forth in this Attachment. For trunking purposes, traffic will be routed based on the digits dialed by the originating End User and in accordance with the LERG.

4.2 <customer_short_name> shall establish an interconnection trunk group(s) to at least one BellSouth access tandem within the LATA for the delivery of <customer_short_name>'s originated Local Traffic, ISP-bound Traffic and IntraLATA Toll Traffic and for the receipt and delivery of Transit Traffic. To the extent <customer_short_name> desires to deliver Local Traffic, ISP-bound Traffic, IntraLATA Toll Traffic and/or Transit Traffic to BellSouth access tandems within the LATA, other than the tandems(s) to which <customer_short_name> has established interconnection trunk groups, <customer_short_name> shall order

2/8/04 Xspedius

Multiple Tandem Access, as described in this Attachment, to such other BellSouth access tandems.

- 4.2.1 Notwithstanding the forgoing, <customer_short_name> shall establish an interconnection trunk group(s) to all BellSouth access and local tandems in the LATA where <customer_short_name> has homed (i.e., assigned) its NPA/NXXs. <customer_short_name> shall home its NPA/NXXs on the BellSouth tandems that serve the exchange rate center areas to which the NPA/NXXs are assigned. The specified exchange rate center assigned to each BellSouth tandem is defined in the LERG. <customer_short_name> shall enter its NPA/NXX access and/or local tandem homing arrangements into the LERG.
- 4.3 Switched access traffic will be delivered to and from Interexchange Carriers (IXCs) based on <customer_short_name>'s NXX access tandem homing arrangement as specified by <customer_short_name> in the LERG.
- 4.4 Any <customer_short_name> interconnection request that (1) deviates from the interconnection trunk group architectures as described in this Agreement, (2) affects traffic delivered to <customer_short_name> from a BellSouth switch and (3) requires special BellSouth switch translations and other network modifications will require <customer_short_name> to follow the procedures set forth in Attachment 11 to this Agreement. At such time that BellSouth submits a request for interconnection that meets the requirements of this section, the Parties will negotiate the rates, terms, and conditions for such request.
- 4.5 [Parties Disagree]
- [Xspedius Version] Recurring and nonrecurring rates associated with interconnecting trunk groups between BellSouth and <customer_short_name> are set forth in Exhibit A. To the extent a rate associated with the interconnecting trunk group is not set forth in Exhibit A, and no Commission approved rate has been set, the rate shall be negotiated by the Parties. If the Parties are unable to agree on a rate, either Party may Petition the Commission to establish a rate.
- [BellSouth Version] Recurring and nonrecurring rates associated with interconnecting trunk groups between BellSouth and <customer_short_name> are set forth in Exhibit A. **To the extent a rate associated with the interconnecting trunk group is not set forth in Exhibit A, the rate shall be as set forth in the appropriate Party's intrastate or interstate tariff rates for switched access services or reasonable and non-discriminatory web-posted listing if the FCC or Commission does not require filing of a tariff.**

2/8/04 Xspedius

4.6 [Parties Disagree]

[Xspedius Version] For two-way trunk groups that carry only both Parties' non-transit and non-interLATA Switched Access traffic, each Party shall pay its proportionate share of the recurring charges for trunks and associated facilities and nonrecurring charges for additional trunks and associated facilities based on the percentage of the total traffic originated by that Party. The Parties shall determine the applicable percentages twice per year based on the previous six months minutes of use billed by each Party. Each Party shall pay its proportionate share of initial facilities based on the joint forecasts for circuits required by each Party. <customer_short_name> shall be responsible for ordering and paying for any two-way trunks carrying Transit Traffic.

[BellSouth Version] For two-way trunk groups that carry only both Parties' Local Traffic, the Parties shall be compensated at 50% of the nonrecurring and recurring rates for dedicated trunks and DS1 facilities. <customer_short_name> shall be responsible for ordering and paying for any two-way trunks carrying Transit Traffic.

4.7 Unless the Parties mutually agree otherwise, <customer_short_name> shall be responsible for ordering and paying for any two way trunks carrying Transit Traffic. At such time as <customer_short_name> is providing the transit function for 15% or more of all Transit Traffic, <customer_short_name> will provide BellSouth with notification and supporting documentation that such threshold has been met. Within fifteen days following BellSouth's receipt of such notification and documentation, the Parties will begin negotiations for an alternative compensation arrangement for such two-way trunks carrying Transit Traffic. If the Parties are unable to agree to an alternative compensation arrangement within forty-five days of BellSouth's receipt of notification, then the Parties shall mutually agree to extend the negotiations or, absent mutual agreement, the Parties shall refer to the Dispute Resolution procedure set forth in this Agreement. Upon agreement of such alternative compensation arrangement, the Parties shall execute an amendment implementing such alternative compensation for two way trunks carrying Transit Traffic and the Parties shall "true-up" such arrangement to the date BellSouth received notification.

4.8 All trunk groups will be provisioned as Signaling System 7 (SS7) capable where technically feasible. If SS7 is not technically feasible, multi-frequency (MF) protocol signaling shall be used.

4.9 In cases where <customer_short_name> is also an IXC, the IXC's Feature Group D (FG D) trunk group(s) must remain separate from the local interconnection trunk group(s).

2/8/04 Xspedius

4.10 Each Party shall order interconnection trunks and trunk groups, including trunk and trunk group augmentations, via the ASR process. A Firm Order Confirmation (FOC) shall be returned to the ordering Party, after receipt of a valid, error free ASR, within the timeframes as set forth in Attachment 6, if applicable.. Notwithstanding the foregoing, blocking situations and projects shall be project managed through BellSouth's Carrier Interconnection Switching Center (CISC) Project Management Group and <customer_short_name>'s equivalent trunking group and FOCs for such orders shall be returned in the timeframes negotiated by the Parties and suitable to the project. No additional charges shall be triggered due to the involvement of such project management. A project is defined as (1) a new trunk group (excluding augments to existing routes) or (2) a request for more than 96 trunks on a single or multiple group(s) in a given BellSouth local calling area.

4.11 Interconnection Trunk Groups for Exchange of Local Traffic, ISP-Bound Traffic, IntraLATA Toll Traffic and Transit Traffic

Upon mutual agreement of the Parties, the Parties' shall exchange Local Traffic, ISP-Bound Traffic, IntraLATA Toll and Transit Traffic, where applicable, on two-way interconnection trunk group(s) with the quantity of trunks being mutually determined and the provisioning being jointly coordinated. Furthermore, the Parties shall agree upon the IP(s) for two-way interconnection trunk groups transporting both Parties' Local Traffic, ISP-Bound Traffic and, IntraLATA Toll Traffic and Transit Traffic, where applicable, as set forth in Section 3 of this Attachment above. Upon determination by the Parties, in a joint planning meeting, that such trunk groups shall be utilized, <customer_short_name> shall order such two-way trunks via the Access Service Request (ASR) process. BellSouth will use the Trunk Group Service Request (TGSR) to request changes in trunking. Furthermore, the Parties shall jointly review trunk performance and forecasts on a periodic basis, as set forth in Section 7 of this Attachment. The Parties' use of two-way interconnection trunk groups for the transport of Local Traffic, ISP-Bound Traffic and, IntraLATA Toll Traffic and Transit Traffic, where applicable, between the Parties does not preclude the Parties from mutually agreeing to establish additional one-way interconnection trunks for the delivery of its originated Local Traffic, ISP-Bound Traffic and, IntraLATA Toll Traffic and Transit Traffic to the other Party, where necessary, however, the proposal to establish such one-ways will be discussed by the Parties prior to the submission of an ASR.

4.11.1 BellSouth Access Tandem Interconnection

Interconnection at a single access tandem provides access to those end offices subtending that access tandem (Intratandem Access). Access tandem interconnection is available for any of the following access tandem architectures.

4.11.1.1 Basic Architecture

In the Basic Architecture, <customer_short_name>'s originating Local Traffic, ISP-bound Traffic and IntraLATA Toll Traffic and originating and terminating

2/8/04 Xspedius

Transit Traffic is transported on a single two-way trunk group between <customer_short_name> and BellSouth access tandem(s) within a LATA to provide Intratandem Access. This trunk group carries Transit Traffic between <customer_short_name> and Independent Companies, Interexchange Carriers, other CLECs, and CMRS providers that have a Meet Point Billing arrangement with BellSouth, and other network providers with which <customer_short_name> desires to exchange traffic. This trunk group also carries <customer_short_name> originated Transit Traffic transiting a single BellSouth access tandem destined to third party tandems such as an Independent Company tandem or other CLEC tandem. BellSouth originated Local Traffic, ISP-bound Traffic and IntraLATA Toll Traffic is transported on a separate single one-way trunk group terminating to <customer_short_name>. Other trunk groups for operator services, directory assistance, and intercept may be established pursuant to the applicable BellSouth tariff if service is requested. The LERG shall be referenced for current routing and tandem serving arrangements. The Basic Architecture is illustrated in Exhibit B.

4.11.1.2 **One-Way Trunk Group Architecture**

In One-Way Trunk Group architecture, the Parties interconnect using three separate trunk groups. A one-way trunk group provides Intratandem Access for <customer_short_name>-originated Local Traffic, ISP-bound Traffic and IntraLATA Toll Traffic destined for BellSouth End Users. A second one-way trunk group carries BellSouth-originated Local Traffic, ISP-bound Traffic and IntraLATA Toll Traffic destined for <customer_short_name> End-Users. A two-way trunk group provides Intratandem Access for <customer_short_name>'s originating and terminating Transit Traffic. This trunk group carries Transit Traffic between <customer_short_name> and Independent Companies, Interexchange Carriers, other CLECs, CMRS providers that have a Meet Point Billing arrangement with BellSouth, and other network providers with which <customer_short_name> desires to exchange traffic. This trunk group also carries <customer_short_name> originated Transit Traffic transiting a single BellSouth access tandem destined to third party tandems such as an Independent Company tandem or other CLEC tandem. BellSouth originated Local Traffic, ISP-bound Traffic and IntraLATA Toll Traffic is transported on a separate single one-way trunk group terminating to <customer_short_name>. Other trunk groups for operator services, directory assistance, and intercept may be established pursuant to the applicable BellSouth tariff if service is requested. The LERG contains current routing and tandem serving arrangements. The one-way trunk group architecture is illustrated in Exhibit C.

4.11.1.3 **Two-Way Trunk Group Architecture**

The Two-Way Trunk Group Architecture establishes one two-way trunk group to provide Intratandem Access for the exchange of Local Traffic, ISP-bound Traffic and IntraLATA Toll Traffic between <customer_short_name> and BellSouth. In addition, a separate two-way transit trunk group must be established for <customer_short_name>'s originating and terminating Transit Traffic. This trunk

2/8/04 Xspedius

group carries Transit Traffic between <customer_short_name> and Independent Companies, Interexchange Carriers, other CLECs, CMRS providers that have a Meet Point Billing arrangement with BellSouth, and other network providers with which <customer_short_name> desires to exchange traffic. This trunk group also carries <customer_short_name> originated Transit Traffic transiting a single BellSouth access tandem destined to third party tandems such as an Independent Company tandem or other CLEC tandem. Either Party's originated traffic, may, in order to prevent or remedy traffic blocking situations, be transported on a separate single one-way trunk group terminating to the other Party. Other trunk groups for operator services, directory assistance, and intercept may be established pursuant to the applicable BellSouth tariff if service is requested. The LERG contains current routing and tandem serving arrangements. The two-way trunk group architecture is illustrated in Exhibit D.

4.11.1.4 **Supergroup Architecture**

In the Supergroup Architecture, the Parties' Local Traffic, ISP-bound Traffic and IntraLATA Toll Traffic and <customer_short_name>'s Transit Traffic are exchanged on a single two-way trunk group between <customer_short_name> and BellSouth to provide Intratandem Access to <customer_short_name>. This trunk group carries Transit Traffic between <customer_short_name> and Independent Companies, Interexchange Carriers, other CLECs, CMRS providers that have a Meet Point Billing arrangement with BellSouth, and other network providers with which <customer_short_name> desires to exchange traffic. This trunk group also carries <customer_short_name> originated Transit Traffic transiting a single BellSouth access tandem destined to third party tandems such as an Independent Company tandem or other CLEC tandem. Either Party's originated traffic, may, in order to prevent or remedy a traffic blocking situations, be transported on a separate single one-way trunk group terminating to the other Party. Other trunk groups for operator services, directory assistance, and intercept may be established pursuant to the applicable BellSouth tariff if service is requested. The LERG shall be referenced for current routing and tandem serving arrangements. The Supergroup architecture is illustrated in Exhibit E.

4.11.1.5 **Multiple Tandem Access Interconnection**

- 4.11.1.5.1 BellSouth Multiple Tandem Access ("MTA") provides for LATA wide BellSouth transport and termination of <customer_short_name>'s-originated local, ISP-bound and intraLATA toll traffic transported by BellSouth by establishing an interconnection trunk group at a BellSouth access tandem with routing through multiple BellSouth access tandems as required. <customer_short_name> must also establish an interconnection trunk group(s) at all BellSouth access tandems where <customer_short_name> NXXs are homed as described in Section 4.2.1 above. If <customer_short_name> does not have NXXs homed at any particular BellSouth access tandem within a LATA and elects not to establish an

2/8/04 Xspedius

interconnection trunk group(s) at such BellSouth access tandem, <customer_short_name> can order MTA in each BellSouth access tandem within the LATA where it does have an interconnection trunk group(s) and BellSouth will terminate <customer_short_name>'s Local Traffic, ISP-bound Traffic and IntraLATA Toll Traffic to End-Users served through those BellSouth access tandems where <customer_short_name> does not have an interconnection trunk group(s).

- 4.11.1.5.2 <customer_short_name> may also utilize MTA to route its originated Transit Traffic; provided, however, that MTA may not be utilized to route switched access traffic that transits the BellSouth network to an Interexchange Carrier (IXC). Switched access traffic originated by or terminated to <customer_short_name> will be delivered to and from IXCs based on <customer_short_name>'s NXX access tandem homing arrangement as specified by <customer_short_name> in the LERG.
- 4.11.1.5.3 Compensation for MTA shall be at the applicable tandem switching and transport charges specified in Exhibit A to this Attachment and shall be billed in addition to other applicable Call Transport and Termination charges. The Multiple Tandem Access rate element set forth in Exhibit A applies to the initial tandem only.
- 4.11.1.5.4 To the extent <customer_short_name> does not purchase MTA in a LATA served by multiple access tandems, <customer_short_name> must establish an interconnection trunk group(s) to every access tandem in the LATA to serve the entire LATA. To the extent <customer_short_name> routes its traffic in such a way that utilizes BellSouth's MTA service without properly ordering MTA, <customer_short_name> shall pay BellSouth the associated MTA charges. In a situation of tandem exhaust at any particular tandem, where the Parties choose MTA as an alternative routing plan, the Parties will negotiate appropriate rates, terms and conditions for MTA.

4.11.2 **Local Tandem Interconnection**

- 4.11.2.1 Local Tandem Interconnection arrangement allows <customer_short_name> to establish an interconnection trunk group(s) at BellSouth local tandems for: (1) the delivery of <customer_short_name>-originated Local Traffic, ISP-bound Traffic and IntraLATA Toll Traffic transported and terminated by BellSouth to BellSouth end offices served by those BellSouth local tandems, and (2) for local Transit Traffic transported by BellSouth for third party network providers who have also established an interconnection trunk group(s) at those BellSouth local tandems.
- 4.11.2.2 When a specified local calling area is served by more than one BellSouth local tandem, <customer_short_name> must designate a "home" local tandem for each of its assigned NPA/NXXs and establish trunk connections to such local tandems. Additionally, <customer_short_name> may choose to establish an interconnection trunk group(s) at the BellSouth local tandems where it has no codes homing but is

2/8/04 Xspedius

not required to do so. <customer_short_name> may deliver Local Traffic, ISP-bound Traffic and IntraLATA Toll Traffic to a “home” BellSouth local tandem that is destined for other BellSouth or third party network provider end offices subtending other BellSouth local tandems in the same local calling area where <customer_short_name> does not choose to establish an interconnection trunk group(s). It is <customer_short_name>’s responsibility to enter its own NPA/NXX local tandem homing arrangements into the LERG either directly or via a vendor in order for other third party network providers to determine appropriate traffic routing to <customer_short_name>’s codes. Likewise, <customer_short_name> shall obtain its routing information from the LERG.

- 4.11.2.3 Notwithstanding establishing an interconnection trunk group(s) to BellSouth’s local tandems, <customer_short_name> must also establish an interconnection trunk group(s) to BellSouth access tandems within the LATA on which <customer_short_name> has NPA/NXXs homed for the delivery of Interexchange Carrier Switched Access (SWA) and toll traffic and traffic to Type 2A CMRS connections located at the access tandems. BellSouth shall not switch SWA traffic through more than one BellSouth access tandem. SWA, Type 2A CMRS or toll traffic routed to the local tandem in error will not be backhauled to the BellSouth access tandem for completion. A Type 2A CMRS interconnection is a connection between a BellSouth access tandem or local tandem office to an Mobile Service Provider’s point of termination.
- 4.11.3 **Direct End Office-to-End Office Interconnection**
- 4.11.3.1 Direct End Office-to-End Office one-way or two-way interconnection trunk groups allow for the delivery of a Party’s originating Local Traffic, ISP-bound Traffic and IntraLATA Toll Traffic to the terminating Party on a direct end office-to-end office basis.
- 4.11.3.2 To the extent technically feasible and where appropriate, BellSouth will provide overflow routing consistent with how BellSouth overflows its traffic. The overflow will be based on the homing arrangements displayed in the LERG.
- 4.11.3.3 The Parties shall utilize direct end office-to-end office trunk groups under any one of the following conditions:
- 4.11.3.4 Tandem Exhaust - If a tandem through which the Parties are interconnected is unable to, or is forecasted to be unable to support additional traffic loads for the Parties or any other carrier for any period of time, the Parties will attempt to mutually agree on an end office trunking plan or an appropriate alternative routing plan that will alleviate the tandem capacity shortage and ensure completion of traffic between <customer_short_name> and BellSouth. (BST proposal)
- 4.11.3.5 Traffic Volume –To the extent either Party has the capability to measure the amount of traffic between <customer_short_name>’s ~~switch~~ switch and the

2/8/04 Xspedius

BellSouth switch and where such traffic exceeds or is forecasted to exceed one DS3, or 8.9 million minutes of use, over a period of three consecutive months, then the Parties shall install and maintain direct end office trunking sufficient to handle such traffic volumes between a <customer_short_name> switch and a BellSouth switch. Either Party will install and maintain additional capacity between such points when overflow traffic exceeds or is forecasted to exceed one DS3, or 8.9 million minutes of use, of traffic per month. In the case of one-way trunking, additional trunking shall only be required by the Party whose trunking has achieved the preceding usage threshold.

- 4.11.3.5.1 Mutual Agreement - The Parties may install and maintain direct end office trunking upon mutual agreement in the absence of conditions (1) or (2) above.

4.11.4 **Transit Traffic Trunk Group**

Transit Traffic trunks can either be two-way trunks or two one-way trunks ordered by <customer_short_name> to deliver and receive Transit Traffic. Establishing Transit Traffic trunks at BellSouth access and local tandems provides intratandem access to the third parties also interconnected at those tandems.

4.11.5 **Toll Free Traffic**

- 4.11.5.1 If <customer_short_name> chooses BellSouth to perform the Service Switching Point (SSP) Function (i.e., handle Toll Free database queries) from BellSouth's switches, all <customer_short_name> originating Toll Free traffic will be routed over the Transit Traffic Trunk Group and shall be delivered using GR-394 format. Carrier Code "0110" and Circuit Code (to be determined for each LATA) shall be used for all such calls.

- 4.11.5.2 <customer_short_name> may choose to perform its own Toll Free database queries from its switch. In such cases, <customer_short_name> will determine the nature (local/intraLATA/interLATA) of the Toll Free call (local/IntraLATA/InterLATA) based on the response from the database. If the response from the database determines that the call is a BellSouth local or intraLATA Toll Free call, <customer_short_name> will route the post-query local or IntraLATA converted ten-digit local number to BellSouth over the local or intraLATA trunk group. If the response from the database determines that the is a third party (ICO, IXC, CMRS or other CLEC) local or intraLATA Toll Free call, <customer_short_name> will route the post-query local or intraLATA converted ten-digit local number to BellSouth over the Transit Traffic Trunk Group and <customer_short_name> shall provide to BellSouth a Toll Free billing record when appropriate. If the query reveals the call is an interLATA Toll Free call, <customer_short_name> will route the post-query interLATA Toll Free call (1) directly from its switch for carriers interconnected with its network or (2) over the Transit Traffic Trunk Group to carriers that are not directly connected to <customer_short_name>'s network but that are connected to BellSouth's access tandem.

2/8/04 Xspedius

- 4.11.5.3 All post-query Toll Free calls for which <customer_short_name> performs the SSP function, if delivered to BellSouth, shall be delivered using GR-394 format for calls destined to IXC's, and GR-317 format for calls destined to end offices that directly subtend a BellSouth access tandem within the LATA.
- 4.11.5.4 **High Volume Calling (Mass Calling) Trunk Groups**
- 4.11.5.4.1 The Parties will cooperate to establish separate trunk groups, or provide some other means of protective controls (i.e., call gapping), for the completion of calls to high volume customers, such as radio contest lines.
- 4.11.5.4.2 Both parties agree to terminate each Party's mass calling codes as Local Traffic, where appropriate. The Parties agree that each will put in place controls for NXXs that are dedicated for media stimulated mass calling.

5. NETWORK DESIGN AND MANAGEMENT FOR INTERCONNECTION

- 5.1** Network Management and Changes. Both Parties will work cooperatively with each other to install and maintain the most effective and reliable interconnected telecommunications networks, including but not limited to, the exchange of toll-free maintenance contact numbers and escalation procedures. Both Parties agree to provide public notice of changes in the information necessary for the transmission and routing of services using their local exchange facilities or networks, as well as of any other changes that would affect the interoperability of those facilities and networks, to the extent required by, and in accordance with, applicable federal and state rules and regulations, and as otherwise provided in this Agreement.
- 5.2** Interconnection Technical Standards. The interconnection of all networks will be based upon accepted industry/national guidelines for transmission standards and traffic blocking criteria. Interconnecting facilities shall conform, at a minimum, to the telecommunications industry standard of DS-1 pursuant to Telcordia Standard No. TR-NWT-00499. Where <customer_short_name> chooses to utilize Signaling System 7 signaling, also known as Common Channel Signaling (SS7), SS7 connectivity is required between the <customer_short_name> switch and the BellSouth Signaling Transfer Point (STP). BellSouth will provide SS7 signaling using Common Channel Signaling Access Capability in accordance with the technical specifications set forth in the BellSouth Guidelines to Technical Publication, TR-TSV-000905. Facilities of each Party shall provide the necessary on-hook, off-hook answer and disconnect supervision and shall provide calling number ID (Calling Party Number) when technically feasible.
- 5.3** Quality of Interconnection. The local interconnection for the transmission and routing of telephone exchange service and exchange access that each Party provides to each other will be at least Equal in Quality to what it provides to itself

2/8/04 Xspedius

and any subsidiary or affiliate, where technically feasible, or to any other Party to which each Party provides local interconnection “Equal in Quality” shall have the meaning accorded in Section 51.305(a)(3) of the FCC’s Rules, 47 C.F.R. § 51.305(a)(3).

- 5.4** Network Management Controls. Both Parties will work cooperatively to apply sound network management principles by invoking appropriate network management controls (e.g., call gapping) to alleviate or prevent network congestion.

6 **Signaling**

- 6.1 BellSouth shall offer access to signaling and access to BellSouth’s signaling databases subject to compatibility testing and at the rates set forth in this Attachment. BellSouth may provide mediated access to BellSouth signaling systems and databases. Available signaling elements include signaling links, signal transfer points and service control points. Signaling functionality will be available with both A-link and B-link connectivity.

6.2 Signaling Link Transport

- 6.2.1 Signaling Link Transport is a set of two (2) or four (4) dedicated 56 kbps transmission paths between <customer_short_name> designated Signaling Points of Interconnection that provide appropriate physical diversity.

6.2.2 Technical Requirements

- 6.2.3 Signaling Link Transport shall consist of full duplex mode 56 kbps transmission paths and shall perform in the following two ways:

- 6.2.3.1 An “A-link” Signaling Link Transport is a connection between a switch or SCP and a Signaling Transfer Point switch pair; and

- 6.2.3.2 As a “B-link” Signaling Link Transport is a connection between two Signaling Transfer Point switch pairs in different company networks (e.g., between two Signaling Transfer Point switch pairs for two CLECs).

- 6.2.4 Signaling Link Transport shall consist of signaling link layers as follows:

- 6.2.4.1 An A-link layer shall consist of two (2) links. There shall be no more than two (2) minutes down time per year for an A-link layer.

- 6.2.4.2 A B-link layer shall consist of four (4) links. There shall be negligible (less than two (2) seconds) down time per year for a B-link layer.

2/8/04 Xspedius

- 6.2.5 A signaling link layer shall satisfy interoffice and intraoffice diversity of facilities and equipment, such that:
 - 6.2.5.1 No single failure of facilities or equipment causes the failure of both links in an A-link layer (i.e., the links should be provided on a minimum of two (2) separate physical paths end-to-end); and
 - 6.2.5.2 No two (2) concurrent failures of facilities or equipment shall cause the failure of all four (4) links in a B-link layer (i.e., the links should be provided on a minimum of three (3) separate physical paths end-to-end).
- 6.2.6 Interface Requirements
 - 6.2.6.1 There shall be a DS1 (1.544 Mbps) interface at <customer_short_name>'s designated SPOIs. Each 56 kbps transmission path shall appear as a DS0 channel within the DS1 interface.
- 6.3 Signaling Transfer Points (STPs)
 - 6.3.1 A Signaling Transfer Point is a signaling network function that includes all of the capabilities provided by the signaling transfer point switches (STPs) and their associated signaling links that enables the exchange of SS7 messages among and between switching elements, database elements and STPs.
 - 6.3.2 Technical Requirements
 - 6.3.2.1 STPs shall provide access to BellSouth Local Switching or Tandem Switching and to BellSouth Service Control Points/Databases connected to BellSouth SS7 network. STPs also provide access to third-party local or tandem switching and third-party-provided STPs.
 - 6.3.2.2 The connectivity provided by STPs shall fully support the functions of all other Network Elements connected to the BellSouth SS7 network. This includes the use of the BellSouth SS7 network to convey messages that neither originate nor terminate at a signaling end point directly connected to the BellSouth SS7 network (i.e., transit messages). When the BellSouth SS7 network is used to convey transit messages, there shall be no alteration of the Integrated Services Digital Network User Part or Transaction Capabilities Application Part (TCAP) user data that constitutes the content of the message.
 - 6.3.2.3 STPs shall provide all functions of the SCCP necessary for Class 0 (basic connectionless) service, as defined in Telcordia ANSI Interconnection Requirements. This includes Global Title Translation (GTT) and SCCP Management procedures, as specified in ANSI T1.112.4. Where the destination

2/8/04 Xspedius

signaling point is a <customer_short_name> or third party local or tandem switching system directly connected to BellSouth SS7 network, BellSouth shall perform final GTT of messages to the destination and SCCP Subsystem Management of the destination. In all other cases, BellSouth shall perform intermediate GTT of messages to a gateway pair of STPs in an SS7 network connected with the BellSouth SS7 network, and shall not perform SCCP Subsystem Management of the destination. If BellSouth performs final GTT to a <customer_short_name> database, then <customer_short_name> agrees to provide BellSouth with the Destination Point Code for <customer_short_name> database.

- 6.3.2.4 STPs shall provide all functions of the Operations, Maintenance and Administration Part (OMAP) as specified in applicable industry standard technical references, which may include, where available in BellSouth's network, MTP Routing Verification Test (MRVT); and SCCP Routing Verification Test (SRVT).
- 6.3.2.5 Where the destination signaling point is a BellSouth local or tandem switching system or database, or is a <customer_short_name> or third party local or tandem switching system directly connected to the BellSouth SS7 network, STPs shall perform MRVT and SRVT to the destination signaling point. In all other cases, STPs shall perform MRVT and SRVT to a gateway pair of STPs in an SS7 network connected with the BellSouth SS7 network. This requirement may be superseded by the specifications for Internetwork MRVT and SRVT when these become approved ANSI standards and available capabilities of BellSouth STPs.
- 6.4 SS7 Advanced Intelligent Network (AIN) Access
 - 6.4.1 Interface Requirements
 - 6.4.1.1 BellSouth shall provide the following STP options to connect <customer_short_name> or <customer_short_name>-designated local switching systems to the BellSouth SS7 network:
 - 6.4.1.1.1 An A-link interface from <customer_short_name> local switching systems; and,
 - 6.4.1.1.2 A B-link interface from <customer_short_name> local STPs.
 - 6.4.1.2 Each type of interface shall be provided by one or more layers of signaling links.
 - 6.4.1.3 The Signaling Point of Interconnection for each link shall be located at a cross connect element in the central office where the BellSouth STP is located.
 - 6.4.1.4 BellSouth shall provide intraoffice diversity between the SPOI and BellSouth STPs, so that no single failure of intraoffice facilities or equipment shall cause the failure of both B-links in a layer connecting to a BellSouth STP.

2/8/04 Xspedius

- 6.4.1.5 STPs shall provide all functions of the MTP as defined in the applicable industry standard technical references.
- 6.4.2 Message Screening
 - 6.4.2.1 BellSouth shall set message screening parameters so as to accept/send valid messages from <customer_short_name> local or tandem switching systems destined to/from any signaling point within BellSouth's SS7 network where the <customer_short_name> switching system has a valid signaling relationship.
 - 6.4.3 BellSouth shall set message screening parameters so as to accept/send valid messages from <customer_short_name> local or tandem switching systems destined to/from any signalling point or network accessed through BellSouth's SS7 network where the <customer_short_name> switching system has a valid signalling relationship.
- 6.5 Service Control Points/Databases
 - 6.5.1 Call Related Databases provide the storage of, access to, and manipulation of information required to offer a particular service and/or capability. BellSouth shall provide access to the following Databases: Local Number Portability, LIDB, Toll Free Number Database, Automatic Location Identification/Data Management System, and Calling Name Database. BellSouth also provides access to Service Creation Environment and Service Management System (SCE/SMS) application databases and Directory Assistance.
 - 6.5.2 A Service Control Point (SCP) is deployed in a SS7 network that executes service application logic in response to SS7 queries sent to it by a switching system also connected to the SS7 network. Service Management Systems provide operational interfaces to allow for provisioning, administration and maintenance of subscriber data and service application data stored in SCPs.
 - 6.5.3 Technical Requirements for SCPs/Databases
 - 6.5.3.1 BellSouth shall provide physical access to SCPs through the SS7 network and protocols with TCAP as the application layer protocol.
 - 6.5.3.2 BellSouth shall provide physical interconnection to databases via industry standard interfaces and protocols (e.g. SS7, ISDN and X.25).
 - 6.5.3.3 The reliability of interconnection options shall be consistent with requirements for diversity and survivability.
- 6.6 Local Number Portability Database

2/8/04 Xspedius

- 6.6.1 The Permanent Number Portability (PNP) database supplies routing numbers for calls involving numbers that have been ported from one local service provider to another. BellSouth agrees to provide access to the PNP database at rates, terms and conditions as set forth by BellSouth and in accordance with an effective FCC or Commission directive.
- 6.7 SS7 Network Interconnection
- 6.7.1 SS7 Network Interconnection is the interconnection of <customer_short_name> local STPs or <customer_short_name> local or tandem switching systems with BellSouth STPs. This interconnection provides connectivity that enables the exchange of SS7 messages among BellSouth switching systems and databases, <customer_short_name> local or tandem switching systems, and other third-party switching systems directly connected to the BellSouth SS7 network.
- 6.7.2 The connectivity provided by SS7 Network Interconnection shall fully support the functions of BellSouth switching systems and databases and <customer_short_name> or other third-party switching systems with A-link access to the BellSouth SS7 network.
- 6.7.3 If traffic is routed based on dialed or translated digits between a <customer_short_name> local switching system and a BellSouth or other third-party local switching system, either directly or via a BellSouth tandem switching system, then it is a requirement that the BellSouth SS7 network convey via SS7 Network Interconnection the TCAP messages that are necessary to provide Call Management services (Automatic Callback, Automatic Recall, and Screening List Editing) between the <customer_short_name> local STPs and BellSouth or other third-party local switch.
- 6.7.4 SS7 Network Interconnection shall provide:
- 6.7.4.1 Signaling Data Link functions, as specified in ANSI T1.111.2;
- 6.7.4.2 Signaling Link functions, as specified in ANSI T1.111.3; and
- 6.7.4.3 Signaling Network Management functions, as specified in ANSI T1.111.4.
- 6.7.5 SS7 Network Interconnection shall provide all functions of the SCCP necessary for Class 0 (basic connectionless) service, as specified in ANSI T1.112. This includes GTT and SCCP Management procedures, as specified in ANSI T1.112.4. Where the destination signaling point is a BellSouth switching system or database, or is another third-party local or tandem switching system directly connected to the BellSouth SS7 network, SS7 Network Interconnection shall include final GTT of messages to the destination and SCCP Subsystem Management of the destination.

2/8/04 Xspedius

Where the destination signaling point is a <customer_short_name> local or tandem switching system, SS7 Network Interconnection shall include intermediate GTT of messages to a gateway pair of <customer_short_name> local STPs, and shall not include SCCP Subsystem Management of the destination.

- 6.7.6 SS7 Network Interconnection shall provide all functions of the Integrated Services Digital Network User Part, as specified in ANSI T1.113.
- 6.7.7 SS7 Network Interconnection shall provide all functions of the TCAP, as specified in ANSI T1.114.
- 6.7.8 If Internetwork MRVT and SRVT become approved ANSI standards and available capabilities of BellSouth STPs, SS7 Network Interconnection may provide these functions of the OMAP.
- 6.7.9 Interface Requirements
 - 6.7.9.1 The following SS7 Network Interconnection interface options are available to connect <customer_short_name> or <customer_short_name>-designated local or tandem switching systems or STPs to the BellSouth SS7 network:
 - 6.7.9.1.1 A-link interface from <customer_short_name> local or tandem switching systems; and
 - 6.7.9.1.2 B-link interface from <customer_short_name> STPs.
 - 6.7.9.2 The SPOI for each link shall be located at a cross-connect element in the central office where the BellSouth STP is located. There shall be a DS1 or higher rate transport interface at each of the SPOIs. Each signaling link shall appear as a DS0 channel within the DS1 or higher rate interface.
 - 6.7.9.3 BellSouth shall provide intraoffice diversity between the SPOIs and the BellSouth STP, so that no single failure of intraoffice facilities or equipment shall cause the failure of both B-links in a layer connecting to a BellSouth STP.
 - 6.7.9.4 The protocol interface requirements for SS7 Network Interconnection include the MTP, ISDNUP, SCCP, and TCAP. These protocol interfaces shall conform to the applicable industry standard technical references. BellSouth does not have the capability to support any of the VoIP interfaces at the present time but is willing to negotiate new protocol interfaces.
 - 6.7.9.5 BellSouth shall set message screening parameters to accept messages from <customer_short_name> local or tandem switching systems destined to any signaling point in the BellSouth SS7 network with which the <customer_short_name> switching system has a valid signaling relationship.

2/8/04 Xspedius

- 6.8 Rate Categories And Applications
 - 6.8.1 Message Charges
 - 6.8.1.1 Message charges, as set forth in 6.8.1.3, following, are assessed based on the type of message protocol, ISUP or TCAP. ISUP messages are associated with call set-up, while TCAP messages are used to query call related databases. ISUP message charges are assessed per terminating and originating call set-up request and TCAP message charges are assessed per data request.
 - 6.8.1.2 Message charges do not apply for TCAP messages switched by the regional STPs to the BellSouth provided 800 Data Base, LIDB or LNP Data Base. Query charges are assessed in lieu of message charges. Query charges for 800 Data Base are described in 6.9.5, following. When TCAP messages are destined for a foreign database, including a non-company provided LNP Data Base, message charges are assessed in lieu of query charges.
 - 6.8.1.3 Message charges are assessed in the following manner:
 - 6.8.1.3.1 Signal Formulation
 - 6.8.1.3.1.1 An ISUP Signal Formulation charge is assessed, per call set-up request, for terminating and originating formulating signaling messages in association with call set-up.
 - 6.8.1.3.2 Signal Transport
 - 6.8.1.3.2.1 An ISUP Signal Transport charge is assessed, per call set-up request, for signaling messages transported to and from the Company STP in association with call set-up.
 - 6.8.1.3.2.2 A TCAP Signal Transport charge is assessed per data request transported to a BellSouth STP and destined for a foreign database.
 - 6.8.1.3.3 Signal Switching
 - 6.8.1.3.3.1 An ISUP Signal Switching charge is assessed per call set-up request that is switched at the Company STP for terminating and originating messages .
 - 6.8.1.3.3.2 A TCAP Signal Switching charge is assessed for each data request that is switched by the Company STP and destined for a foreign network or database.
 - 6.8.1.3.4 Query Charges

2/8/04 Xspedius

- 6.8.1.3.4.1 Query charges apply for queries to the Company LIDB and the LNP Data Base. When query charges apply for access to a Company provided database, message charges are not assessed. LIDB Query Charges are described in 6.9.3, following and the LNP Data Base Query Charge is described in 6.9.4, following.
- 6.8.1.4 TCAP Bill and Keep
- 6.8.1.4.1 The Parties agree to treat signaling messages, signaling ports, and signaling links associated with local calls on a bill and keep basis.
- 6.8.1.4.2 <customer_short_name> and BellSouth agree that BellSouth will bill <customer_short_name> for signaling links, signaling ports, and signaling messages associated with interstate calls and with intrastate non-local calls in accordance with BellSouth's federal and state tariffs.
- 6.8.1.4.3 Beginning on the Effective Date of this Agreement and continuing until <customer_short_name> implements a system that is capable of counting the total number of signaling messages that traveled over facilities connecting <customer_short_name>'s CCS7 network and BellSouth's CCS7 network, BellSouth agrees that for the purposes of billing BellSouth for signaling messages for any given month, <customer_short_name> may use the total number of signaling messages that BellSouth's signaling bill to <customer_short_name> indicates have traveled over facilities connecting <customer_short_name>'s CCS7 network and BellSouth's CCS7 network for that same month. When <customer_short_name> implements a system that is capable of counting the total number of signaling messages that travel over facilities connecting <customer_short_name>'s CCS7 network and BellSouth's CCS7 network, <customer_short_name> will use the number of signaling messages counted by such system for the purposes of billing BellSouth for signaling messages, subject to BellSouth's right to contest the accuracy of the number of signaling messages counted by such system.
- 6.8.1.4.4 For the purposes of billing BellSouth for signaling messages, <customer_short_name> will apply the SPIU/SPLU provided by BellSouth (which can, at BellSouth's option, be the same as the PIU/PLU that BellSouth provides for minutes of use) to the number of messages calculated pursuant to Paragraph 6.8.1.4.3 above.
- 6.9 RATES AND CHARGES ASSOCIATED WITH SS7
- | | | |
|-------|----------------------------------|-------------|
| 6.9.1 | Message Charge for ISUP Messages | RATE |
| | Per signaling message | Bill & Keep |

2/8/04 Xspedius

6.9.2	Message Charge for TCAP Messages	RATE
	Per signaling message	Bill& Keep
6.9.3	LINE INFORMATION DATA BASE SERVICE	
		RATE PER QUERY
	Per Access Transport Query	Exhibit A of Attachment 2 for UNE-P Only, Tariff Rate for All Others
	Per Validation Service Query	Exhibit A of Attachment 2 for UNE-P Only, Tariff Rate for All Others
	Per OLNS Service Query	Tariff Rate
6.9.4	LOCAL NUMBER PORTABILITY DATA BASE SERVICE	
	Per LNP Query	Exhibit A of Attachment 2 for UNE-P Only
	Negotiated Rates Pursuant to a Separate Agreement for All Others	
6.9.5	800 DATA BASE SERVICE	
	Per 800 Query	Exhibit A of Attachment 2 for UNE- P Only, Tariff Rate for All Others

7. FORECASTING FOR TRUNK PROVISIONING

7.1 Within six (6) months after execution of this Agreement, <customer_short_name> shall provide an initial interconnection trunk group forecast for each LATA in which it plans to provide service within BellSouth's region. BellSouth's reciprocal trunking forecasts will be based upon information provided by <customer_short_name> in the initial forecast. If <customer_short_name> refuses to provide such information, BellSouth shall provide reciprocal trunking forecasts based only on existing trunk group growth and BellSouth's annual estimated percentage of BellSouth subscriber line growth. After the exchange of each Party's forecast, the Parties shall conduct a joint planning meeting to develop a joint interconnection trunk group forecast. Each forecast provided under this Section

2/8/04 Xspedius

shall be deemed "Confidential Information" under the General Terms and Conditions of this Agreement.

- 7.2** The Parties shall use best efforts to make the initial and annual subsequent forecasts as accurate as possible based on reasonable engineering criteria. In addition, the Parties agree to proactively manage their interconnection trunking arrangements and use best efforts to timely notify each other if forecasted need quantities change or if a known or anticipated network event that may create a blocking situation is likely to occur during the time period between joint planning meetings. Joint planning meetings shall be conducted via conference call, unless mutual agreement is reached otherwise.
- 7.3** At a minimum, the joint forecast shall include the projected quantity of Transit Trunks, <customer_short_name>-to-BellSouth one-way trunks (<customer_short_name> Trunks), BellSouth-to-<customer_short_name> one-way trunks (Reciprocal Trunks) and/or two-way interconnection trunks, if the Parties have agreed to interconnect using two-way trunking to transport the Parties' Local Traffic, ISP-Bound Traffic and IntraLATA Toll Traffic. The quantities shall be projected for a minimum of six months and shall include an estimate of the current year plus the next two years total forecasted quantities. The Parties shall mutually develop Reciprocal Trunk Groups and/or two-way interconnection trunk forecast quantities.
- 7.4** All forecasts shall include, at a minimum, Access Carrier Terminal Location (ACTL), trunk group type (local/intraLATA toll, Transit, Operator Services, 911, etc.), A location/Z location (CLLI codes for <customer_short_name> location and BellSouth location where the trunks shall terminate), interface type (e.g., DS1), Direction of Signaling, Trunk Group Number, if known, (commonly referred to as the 2-6 code) and forecasted trunks in service each year (cumulative).
- 7.5** The submitting and development of interconnection trunk forecasts shall not replace the ordering process for local interconnection trunks. Each Party shall exercise its best efforts and act in good faith to plan for and provide the quantity of interconnection trunks mutually forecasted. However, the provision of the forecasted quantity of interconnection trunks is subject to trunk terminations and facility capacity existing at the time the trunk order is submitted and the provisioning party shall not be responsible for a lack of interconnection trunks provided that the provisioning party can establish that best efforts and good faith have been exercised.

8. TRUNK UTILIZATION

2/8/04 Xspedius

- 8.1** For the Reciprocal Trunk Groups that cannot overflow traffic to another trunk group (Reciprocal Final Trunk Groups), BellSouth and <customer_short_name> shall monitor traffic on each interconnection Reciprocal Final Trunk Group that is ordered and installed. The Parties agree that the Reciprocal Final Trunk Groups will be utilized at 60 percent (60%) of the time consistent busy hour utilization level within 180 days of installation. The Parties agree that the Reciprocal Final Trunk Groups will be utilized at eighty percent (80%) of the time consistent busy hour utilization level within 365 days of installation. Any Reciprocal Final Trunk Group not meeting the minimum thresholds set forth in this Section are defined as "Under-utilized" trunks. BellSouth may disconnect any Under-utilized Reciprocal Final Trunk Groups and, for trunks not in excess of <customer_short_name>'s forecast, <customer_short_name> shall refund to BellSouth the associated nonrecurring and recurring trunk and facility charges paid by BellSouth, if any.
- 8.1.1** BellSouth's CISC will notify <customer_short_name> of any under-utilized Reciprocal Trunk Groups and the number of such trunk groups that BellSouth wishes to disconnect. BellSouth will provide supporting information either by email or facsimile to the designated <customer_short_name> interface. <customer_short_name> will provide concurrence with the disconnection in seven (7) business days or will provide specific information supporting why the trunks should not be disconnected. Such supporting information should include expected traffic volumes (including traffic volumes generated due to Local Number Portability) and the timeframes within which <customer_short_name> expects to need such trunks. BellSouth's CISC Project Manager and Circuit Capacity Manager will discuss the information with <customer_short_name> to determine if agreement can be reached on the number of Reciprocal Final Trunk Groups to be removed. If no agreement can be reached, BellSouth will issue disconnect orders to <customer_short_name>. Notwithstanding any other provision to this Agreement, the Parties will disconnect the underutilized trunks no sooner than two weeks after <customer_short_name> receives such disconnect orders, unless the parties mutually agree to do so sooner.
- 8.1.2** To the extent that any interconnection trunk group is utilized at a time-consistent busy hour of eighty percent (80%) or greater, the Parties may review the trunk groups and, if necessary, shall negotiate in good faith for the installation of augmented facilities.
- 8.2** For the two-way trunk groups that cannot overflow traffic to another trunk group and other than alternate final trunk groups, BellSouth and <customer_short_name> shall monitor traffic on each interconnection trunk group that is ordered and installed. The Parties agree that within 180 days of the installation of the BellSouth two-way trunk or trunks, the trunks will be utilized at 60 percent (60%) of the time consistent busy hour utilization level. The Parties agree that within 365 days of the installation of a trunk or trunks, the trunks will be utilized at eighty percent (80%) of the time consistent busy hour utilization level.

2/8/04 Xspedius

Any trunk or trunks not meeting the minimum thresholds set forth in this Section are defined as "Under-utilized" trunks. BellSouth will request the disconnection of any Under-utilized two-way trunk(s) and, for trunks not in excess of <customer_short_name>'s forecast, <customer_short_name> shall refund to BellSouth the associated nonrecurring and recurring trunk and facility charges paid by BellSouth, if any.

- 8.2.1 BellSouth's LISC will notify <customer_short_name> of any under-utilized two-way trunk groups and the number of trunks that BellSouth wishes to disconnect. BellSouth will provide supporting information either by email or facsimile to the designated <customer_short_name> interface. <customer_short_name> will provide concurrence with the disconnection in seven (7) business days or will provide specific information supporting why the two-way trunks should not be disconnected. Such supporting information should include expected traffic volumes (including traffic volumes generated due to Local Number Portability) and the timeframes within which <customer_short_name> expects to need such trunks. BellSouth's CISC Project Manager and Circuit Capacity Manager will discuss the information with <customer_short_name> to determine if agreement can be reached on the number of trunks to be removed. If no agreement can be reached, <customer_short_name> will issue disconnect orders to BellSouth. Notwithstanding any other provision to this Agreement, the Parties will disconnect the underutilized trunks no sooner than two weeks after <customer_short_name> receives such disconnect orders, unless the parties mutually agree to do so sooner.

- 8.2.2 To the extent that any interconnection trunk group is utilized at a time-consistent busy hour of eighty percent (80%) or greater, the Parties shall review the trunk groups and, if necessary, shall negotiate in good faith for the installation of augmented facilities.

9. INTERFERENCE OR IMPAIRMENT

- 9.1 As soon as possible and in no case later than twenty-four (24) hours after receipt of notification of blocking of traffic originated within the other Party's network, the Parties shall determine and begin work to implement reasonable corrective measures in a manner consistent with industry practices.
- 9.2 In the event of an outage or trouble in any arrangement, facility, or service being provided by BellSouth hereunder, BellSouth will follow procedures for isolating and clearing the outage or trouble that are no less favorable than those that apply to comparable arrangements, facilities, or services being provided by BellSouth to itself, Affiliate or any other carrier whose network is connected to that of BellSouth.

2/8/04 Xspedius

- 9.3 BellSouth will use best efforts to provide <customer_short_name> with at least thirty (30) days advance notification of scheduled maintenance activity. Upon such notice, <customer_short_name> may submit a reasonable request for additional information relevant to the scheduled maintenance activity and BellSouth shall provide such information to the extent the scheduled maintenance activity may impact <customer_short_name> and such information is reasonably necessary for <customer_short_name> to identify and analyze potential risks associated with such maintenance. BellSouth may expedite or delay scheduled maintenance as a result of unscheduled maintenance or other unforeseen events. In those instances where BellSouth will not perform scheduled maintenance at the announced times, BellSouth will make best efforts to provide <customer_short_name> with as much notice as is reasonably possible concerning the changed schedule.
- 9.4 For switch software/processor updates, software upgrades/new releases to the SONET transport network elements, or other major scheduled events which might impact <customer_short_name>, BellSouth shall use best efforts to provide <customer_short_name> with at least thirty (30) days advance notification of scheduled maintenance activity. Upon such notice, <customer_short_name> may submit a reasonable request for additional information relevant to the scheduled maintenance activity and BellSouth shall provide such information to the extent the scheduled maintenance activity may impact <customer_short_name> and such information is reasonably necessary for <customer_short_name> to identify and analyze potential risks associated with such maintenance.
- 9.5 BellSouth will provide <customer_short_name>'s Network Operations Center with written notice when translations are scheduled to be modified on <customer_short_name>'s trunk groups. BellSouth shall use best efforts to provide such notice 30 days in advance of such scheduled activity, or as close thereto as possible.
- 9.6 [Parties Disagree]
- [Xspedius Version] Once <customer_short_name> determines that there is an outage that encompasses either a particular section of the network or the whole network, then <customer_short_name> shall generate a trouble ticket to the CISC. After issuing the trouble ticket, <customer_short_name> will notify the appropriate BellSouth representative in the CISC via telephone. <customer_short_name> may then send an email confirmation to such BellSouth representative. BellSouth will work cooperatively with <customer_short_name> to determine the appropriate steps to resolve such outage. Additionally, <customer_short_name> will provide BellSouth with any applicable information that is necessary to resolve such outage and the Parties will work cooperatively to take all steps necessary to resolve the outage. **Upon request, BellSouth will provide a written root cause analysis report for all global outages, and for**

2/8/04 Xspedius

any trunk group outage that has occurred 3 or more times in a 60 day period. BellSouth shall use best efforts to provide such report within five (5) business days after the request for it is made.

[BellSouth Version] Once <customer_short_name> determines that there is an outage that encompasses either a particular section of the network or the whole network, then <customer_short_name> shall generate a trouble ticket to the CISC. After issuing the trouble ticket, <customer_short_name> will notify the appropriate BellSouth representative in the CISC via telephone. <customer_short_name> may then send an email confirmation to such BellSouth representative. BellSouth will work cooperatively with <customer_short_name> to determine the appropriate steps to resolve such outage. Additionally, <customer_short_name> will provide BellSouth with any applicable information that is necessary to resolve such outage and the Parties will work cooperatively to take all steps necessary to resolve the outage. **<customer_short_name> may submit a reasonable request to BellSouth for a written analysis of the cause of any global outage affecting <customer_short_name>'s network. BellSouth shall use best efforts to provide such report within thirty (30) days of such request.**

10. COMPENSATION FOR LOCAL TRAFFIC, ISP-BOUND TRAFFIC AND INTRALATA TOLL TRAFFIC

10.1 [Parties Disagree]

[Xspedius Version] Notwithstanding any other provision in this Attachment 3, the Parties shall pay each other reciprocal compensation for the transport and termination of Local Traffic at the elemental rates for end office switching, tandem switching and transport, as set forth in Exhibit A. The terminating Party is entitled to bill and the originating Party is obligated to pay reciprocal compensation to the terminating Party at a symmetrical tandem interconnection rate, inclusive of end office switching, tandem switching and transport.

[BellSouth Version] Each Party shall pay compensation to the other Party for the per minute of use rate elements associated with the Call Transport and Termination of Local Traffic.

10.2 [Parties Disagree]

[Xspedius Version] For the per minute of use rate elements associated with Call Transport and Termination, the Parties shall compensate each other at the rate of \$0.0007 per minute of use for ISP-bound Traffic

[BellSouth Version] For the per minute of use rate elements associated with Call Transport and Termination **of ISP-bound Traffic**, the Parties shall compensate

2/8/04 Xspedius

each other at the rate of \$0.0007 **per minute of use subject to the ceiling of minutes as set forth below.**

10.3 [Parties Disagree]

[Xspedius Version] No section.

[BellSouth Version] For ISP-bound Traffic exchanged from the Effective Date through the Expiration Date of this Agreement, compensation as set forth in Section 10.2 shall be billed by the terminating Party to the originating Party on the ISP-bound minutes up to a ceiling of ISP-bound minutes, which shall be calculated as set forth in the ISP Order on Remand. The Parties shall exchange data to determine the appropriate volume of minutes to be utilized.

10.4 Notwithstanding the definitions of Local Traffic and ISP-bound Traffic in this Attachment, and pursuant to the FCC's Order on Remand and Report and Order in CC Docket 99- 68 released April 27, 2001 ("ISP Order on Remand"), BellSouth and <customer_short_name> agree to the rebuttable presumption that all combined Local and ISP-bound Traffic delivered to BellSouth or <customer_short_name> that exceeds a 3:1 ratio of terminating to originating traffic on a statewide basis shall be considered ISP-bound Traffic for compensation purposes. BellSouth and <customer_short_name> further agree to the rebuttable presumption that all combined Local and ISP-bound Traffic delivered to BellSouth or <customer_short_name> that does not exceed a 3:1 ratio of terminating to originating traffic on a statewide basis shall be considered Local Traffic for compensation purposes.

10.5 For the convenience of the Parties, BellSouth shall post on its web site a list of NPA-NXXs that constitute local calls from BellSouth's originating NPA-NXXs for each local calling area in the BellSouth region. Such list shall be updated on a weekly basis.

10.6 The appropriate elemental rates set forth in Exhibit A of this Attachment shall apply for Transit Traffic as described in this Attachment and to Multiple Tandem Access as in this Attachment.

10.7 Neither Party shall represent Switched Access Traffic, as defined in this Attachment, as Local Traffic or ISP-bound Traffic for purposes of determining compensation for the call.

10.8 For terminating its intraLATA toll traffic on the other company's network, the originating Party will pay the terminating Party the terminating Party's current intrastate or interstate, whichever is appropriate, terminating switched access tariff rates as set forth in as set forth in that Party's Access Services Tariffs as filed and in effect with the FCC or Commission, or as posted on the web, if no tariff is required. The appropriate charges will be determined by the routing of the call.

2/8/04 Xspedius

Additionally, if one Party is the other Party's End User's presubscribed interexchange carrier or if one Party's End User uses the other Party as an interexchange carrier on a 101XXXX basis, the originating Party's originating Switched Access Traffic rates as set forth in that Party's Intrastate or Interstate Access Services Tariff as filed and in effect with the FCC or appropriate Commission, or as posted on the web, if no tariff is required.

10.9 If <customer_short_name> assigns NPA/NXXs to specific BellSouth rate centers within the LATA and assigns numbers from those NPA/NXXs to <customer_short_name> End Users physically located outside of that LATA, BellSouth originated traffic that is not bound for an Internet Service Provider ("ISP") and originates from within the LATA where the NPA/NXXs are assigned and is delivered to a <customer_short_name> End User physically located outside of such LATA shall not be deemed Local Traffic. Further, <customer_short_name> agrees to identify such traffic to BellSouth, to the extent technically feasible, and to compensate BellSouth for originating and transporting such non-local traffic to <customer_short_name> at BellSouth's switched access tariff rates.

10.9.1 The Parties have been unable to agree on the treatment of calls where <customer_short_name> assigns NPA/NXXs to specific BellSouth rate centers within the LATA and assigns numbers from those NPA/NXXs to <customer_short_name> End Users physically located outside of that LATA and such End Users are Internet Service Providers ("ISPs"). Notwithstanding the foregoing, and without waiving any rights with respect to either Party's position as to the treatment of such calls, the Parties agree that, for purposes of this Agreement, traffic delivered to an End User that is an ISP physically located outside of such LATA shall be considered ISP-bound Traffic as defined in this Attachment.

10.10 Jurisdictional Reporting.

10.10.1 **Percent Local Usage.** Each Party shall report to the other a Percent Local Usage (PLU) factor. The application of the PLU will determine the amount of Local/ISP-Bound minutes to be billed to the other Party. Local and ISP-bound Traffic shall be treated as Local for purposes of calculating the PLU. Requirements associated with PLU calculation and reporting shall be as set forth in BellSouth's Jurisdictional Factors Reporting Guide, attached hereto as Exhibit F.

10.10.2 [Parties Disagree]

[Xspedius Version] **No Section.**

[BellSouth Version] **Percent Local Facility.** Each Party shall report to the other

2/8/04 Xspedius

a Percent Local Facility (PLF) factor. The application of the PLF will determine the portion of switched dedicated transport to be billed per the local jurisdiction rates. The PLF shall be applied to Multiplexing, Local Channel and Interoffice Channel Switched Dedicated Transport utilized in the provision of local interconnection trunks. Requirements associated with PLF calculation and reporting shall be as set forth in BellSouth's Jurisdictional Factors Reporting Guide, attached hereto as Exhibit F.

- 10.10.3 **Percent Interstate Usage.** Each Party shall report to the other a Percent Interstate Usage (PIU) factor. Requirements associated with PIU calculation and reporting shall be as set forth in BellSouth's Jurisdictional Factors Reporting Guide, attached hereto as Exhibit F.

- 10.10.4 [Parties Disagree]

[Xspedius Version] In Lieu of Jurisdictional Factors Reported.

Notwithstanding the provisions in Section 9.8.1, 9.8.2, and 9.8.3 above, where the terminating Party has message recording technology that identifies the jurisdiction of traffic terminated as defined in this Agreement, such information shall, at the terminating Party's option, **either (1) be used to bill based upon actual measurements and jurisdictionalization, in lieu of factors reported by the originating party, or (2)** be utilized to determine the appropriate jurisdictional reporting factors, in lieu of those provided by the originating Party. In the event that the terminating Party opts to utilize its own data to determine jurisdictional reporting factors, such terminating Party shall notify the originating Party at least 30 days prior to the beginning of the calendar quarter in which the terminating Party will begin to utilize its own data.

[BellSouth Version] In Lieu of Jurisdictional Factors Reported.

Notwithstanding the provisions in Section 9.8.1, 9.8.2, and 9.8.3 above, where the terminating Party has message recording technology that identifies the jurisdiction of traffic terminated as defined in this Agreement, such information shall, at the terminating Party's option, be utilized to determine the appropriate jurisdictional reporting factors, in lieu of those provided by the originating Party. In the event that the terminating Party opts to utilize its own data to determine jurisdictional reporting factors, such terminating Party shall notify the originating Party at least 30 days prior to the beginning of the calendar quarter in which the terminating Party will begin to utilize its own data.

- 10.10.5 [Parties Disagree]

2/8/04 Xspedius

[Xspedius Version] Upon the request of the originating Party, the terminating Party shall provide supporting data for the jurisdictional factors **or actual measurements** utilized by the terminating Party in lieu of those reported by the originating Party.

[BellSouth Version] Upon the request of the originating Party, the terminating Party shall provide supporting data for the jurisdictional factors utilized by the terminating Party in lieu of those reported by the originating Party.

10.10.6 [Parties Disagree]

[Xspedius Version] Upon either Party's request, the Parties will work in good faith to resolve the discrepancy between the factors submitted by the originating party and factors **or actual measurements** utilized by the terminating party pursuant to Section 9.8.4 above. In the event that the Parties are unable to mutually agree as to the appropriate resolution, the Parties may negotiate a mutually agreeable resolution based on the data specific to the traffic patterns of the originating party or either Party may request an audit of the factors or actual measurements in accordance with Section 9.8.7 below.

[BellSouth Version] Upon either Party's request, the Parties will work in good faith to resolve the discrepancy between the factors submitted by the originating party and factors utilized by the terminating party pursuant to Section 9.8.4 above. In the event that the Parties are unable to mutually agree as to the appropriate resolution, the Parties may negotiate a mutually agreeable resolution based on the data specific to the traffic patterns of the originating party or either Party may request an audit of the factors in accordance with Section 9.8.7 below.

10.10.7 [Parties Disagree]

[Xspedius Version] Audits. On thirty (30) days written notice, each Party must provide the other the ability and opportunity to conduct an annual audit of the jurisdictional reporting factors as reported or factors **or actual measurements** utilized pursuant to this Attachment 3 to ensure the proper billing of traffic-. BellSouth and <customer_short_name> shall retain records of call detail for a minimum of six months from which the jurisdictional reporting factors can be ascertained. The audit shall be conducted during normal business hours at an office designated by the Party being audited. Audit requests shall not be submitted more frequently than one (1) time per calendar year. The Parties shall use commercially reasonable efforts to complete audits in as timely a manner as possible. Audits shall be performed by a mutually acceptable independent auditor paid for by the Party requesting the audit. The jurisdictional reporting factors or

2/8/04 Xspedius

actual measurements shall be adjusted based upon the audit results and shall apply for the quarter the audit was completed, for the quarter prior to the completion of the audit, and, if factors are used, for the two quarters following the completion of the audit. If, as a result of an audit, either Party is found to have overstated the jurisdictional reporting factors or actual measurements by twenty percentage points (20%) or more, that Party shall reimburse the auditing Party for the cost of the audit.

[BellSouth Version] Audits. On thirty (30) days written notice, each Party must provide the other the ability and opportunity to conduct an annual audit of the jurisdictional reporting factors as reported or factors utilized pursuant to this Attachment 3 to ensure the proper billing of traffic. BellSouth and <customer_short_name> shall retain records of call detail for a minimum of six months from which the jurisdictional reporting factors can be ascertained. The audit shall be conducted during normal business hours at an office designated by the Party being audited. Audit requests shall not be submitted more frequently than one (1) time per calendar year. The Parties shall use commercially reasonable efforts to complete audits in as timely a manner as possible. Audits shall be performed by a mutually acceptable independent auditor paid for by the Party requesting the audit. The jurisdictional reporting factors or actual measurements shall be adjusted based upon the audit results and shall apply for the quarter the audit was completed, for the quarter prior to the completion of the audit, and, if factors are used, for the two quarters following the completion of the audit. If, as a result of an audit, either Party is found to have overstated the jurisdictional reporting factors or actual measurements by twenty percentage points (20%) or more, that Party shall reimburse the auditing Party for the cost of the audit.

10.11 Compensation for 8XX Traffic

- 10.11.1 **Compensation for 8XX Traffic**. Each Party shall compensate the other pursuant to the appropriate Switched Access charges, including the database query charge as applicable, as set forth in the providing Party's tariff, as filed and effective with the FCC or Commission, or reasonable and non-discriminatory web-posted listing if the FCC or Commission does not require filing of a tariff.
- 10.11.2 **Records for 8XX Billing**. Each Party will provide to the other the appropriate records necessary for billing intraLATA 8XX customers. The records provided will be in a standard EMI format.
- 10.11.3 **8XX Access Toll Free Dialing Ten Digit Screening ("TFD")**. BellSouth's provision of TFD to <customer_short_name> requires interconnection from <customer_short_name> to BellSouth's 8XX Signal Channel Point (SCP). Such interconnections shall be established pursuant to BellSouth's Common Channel Signaling Interconnection Guidelines and Telcordia's CCS Network Interface

2/8/04 Xspedius

Specification document, TR-TSV-000905. <customer_short_name> shall establish SS7 interconnection at the BellSouth Local Signal Transfer Points serving the BellSouth 8XX SCPs that <customer_short_name> desires to query. The terms and conditions for 8XX TFD are set out in BellSouth's Intrastate Access Services Tariff.

- 10.12** Switched Access Traffic is defined as telephone calls requiring local transmission or switching services for the purpose of the origination or termination of Telephone Toll Service. Switched Access Traffic includes the following types of traffic: Feature Group A, Feature Group B, Feature Group C, Feature Group D, toll free access (e.g., 800/877/888), and 900 access services. Switched Access Service Traffic does not include Local Traffic and ISP-Bound Traffic originated by one Party and terminated by the other. The Parties have been unable to agree as to whether "Voice-Over-Internet Protocol" transmissions ("VOIP") which cross LATA boundaries constitute Switched Access Service Traffic. Notwithstanding the foregoing, and without waiving any rights with respect to either Party's position as to the jurisdictional nature of VOIP, the Parties agree amend this Agreement in accordance with the General Terms and Conditions of this Agreement to abide by any effective and applicable FCC rules and orders regarding the nature of such traffic and the compensation payable by the Parties for such traffic, if any
- 10.12.1 If the BellSouth End User chooses <customer_short_name> as their presubscribed interexchange carrier, or if the BellSouth End User uses <customer_short_name> as an interexchange carrier on a 101XXXX basis, BellSouth will charge <customer_short_name> the appropriate BellSouth tariff charges for originating switched access services.
- 10.12.2 Where the originating Party delivers Switched Access Traffic to the terminating Party, the originating Party will pay the terminating Party terminating switched access charges as set forth in the providing Party's tariff, as filed and effective with the FCC or Commission, or reasonable and non-discriminatory web-posted listing if the FCC or Commission does not require filing of a tariff.
- 10.12.3 When one Party's end office switch, subtending the other Party's Access Tandem switch for receipt or delivery of switched access traffic, provides an access service connection to or from an interexchange carrier ("IXC") by either a direct trunk group to the IXC utilizing the other Party's facilities, or via the other Party's tandem switch, each Party will provide its own access services to the IXC and bill on a multi-bill, multi-tariff meet-point basis.. Each Party will bill its own access services rates to the IXC with the exception of the interconnection charge. The interconnection charge will be billed by the Party providing the end office function. The Parties will use the Multiple Exchange Carrier Access Billing (MECAB) guidelines to establish meet point billing for all applicable traffic—Thirty (30)-day billing periods will be employed for these arrangements. To the extent either party is providing the tandem function, that party (i.e. Initial Billing Company) agrees to

2/8/04 Xspedius

provide to the other company (i.e. Subsequent Billing Company), as defined in MECAB, at no charge, the switched access detailed usage data, within no more than sixty (60) days after the recording date. Each company will notify the other when it is not feasible to meet these requirements so that the customers may be notified for any necessary revenue accrual associated with the significantly delayed recording or billing. As business requirements change, data reporting requirements may be modified as necessary, by mutual agreement of the Parties or per a change in industry standards.

10.12.4 [Parties Disagree]

[Xspedius Version] In the event that either Party fails to provide accurate switched access detailed usage data to the other Party within 90 days after the recording date and the receiving Party is unable to bill and/or collect access revenues due to the sending Party's failure to provide such data within said time period, then the Party failing to send the data as specified herein shall be liable to the other Party in an amount equal to the unbillable or uncollectible revenues. Each company will provide complete documentation to the other to substantiate any claim of such unbillable or uncollectible access revenues. In the event that the Parties disagree as to the liability of the Initial Billing Party for such unbillable or uncollectible revenues, then either Party may invoke the Dispute Resolution process set forth in this Agreement.

[BellSouth Version] In the event that the Initial Billing Party, as defined in Section 7.4.4 herein, was provided the accurate switched access detailed usage data in a manner that allowed the Initial Billing Party to generate and provide such data to the Subsequent Billing Party in a reasonable timeframe and where the Initial Billing Party failed to provide notice to the Subsequent Billing Party of any inability to provide such data within a reasonable and nondiscriminatory timeframe and the Subsequent Billing Party is unable to bill and/or collect access revenues due to the Initial Billing Party's failure to provide such data within said time period, then the Initial Billing Party shall be liable to the other Party in an amount equal to the unbillable or uncollectible revenues. Each company will provide complete documentation to the other to substantiate any claim of such unbillable or uncollectible revenues. In the event that the Parties disagree as to the liability of the Initial Billing Party for such unbillable or uncollectible revenues, then either Party may invoke the Dispute Resolution process set forth in this Agreement

10.12.5 The Initial Billing Company will retain for a minimum period of sixty (60) days, access message detail sufficient to recreate any data that is lost or damaged by the tandem provider company or any third party involved in processing or transporting data.

2/8/04 Xspedius

- 10.12.6 Initial Billing Company agrees to recreate the lost or damaged data within forty-eight (48) hours of notification by the other or by an authorized third party handling the data.
- 10.12.7 Initial Billing Company also agrees to process the recreated data within forty-eight (48) hours of receipt at its data processing center.
- 10.12.8 All claims for unbillable or uncollectible revenue should be filed with the Initial Billing Company within 120 days of the receipt of the usage record
- 10.12.9 The Initial Billing Party shall keep records of its billing activities relating to jointly-provided Intrastate and Interstate Switched Access Traffic in sufficient detail to permit the Subsequent Billing Party to, by formal or informal review or audit, to verify the accuracy and reasonableness of the jointly-provided access billing data provided by the Initial Billing Party. Each Party agrees to cooperate in such formal or informal reviews or audits and further agrees to jointly review the findings of such reviews or audits in order to resolve any differences concerning the findings thereof. In the absence of mutual agreement otherwise, the Audit provisions set forth in Section 9.8.4 shall govern.
- 10.13** Each Party shall provide tandem switching and transport services for the other Party's Transit Traffic. Rates for Local Transit Traffic and ISP-Bound Transit Traffic shall be the applicable Call Transport and Termination charges (i.e., common transport and tandem switching charges; and tandem intermediary charge; end office switching charge is not applicable) as set forth in Exhibit A to this Attachment. Rates for Switched Access Transit Traffic shall be the applicable charges as set forth in the applicable Party's Commission approved Interstate or Intrastate Switched Access tariffs as filed and effective with the FCC or Commission, or reasonable and non-discriminatory web-posted listing if the FCC or Commission does not require filing of a tariff. Billing associated with all Transit Traffic shall be pursuant to MECAB guidelines.
- 10.13.1 Traffic between <customer_short_name> and Wireless Type 1 third parties or a third party CLEC utilizing BellSouth switching (including resellers and UNE-P providers) shall not be treated as Transit Traffic from a routing or billing perspective. Traffic originated by a Wireless Type 1 third party or a third party CLEC utilizing BellSouth switching (including resellers and UNE-P providers) shall be treated as BellSouth-originated traffic and BellSouth shall compensate <customer_short_name> for transport and termination of such traffic based on the classification of such traffic as Local Traffic, ISP-Bound Traffic, IntraLATA Toll or Switched Access Service Traffic in accordance with the terms of this Attachment.
- 10.13.2 Traffic between <customer_short_name> and Wireless Type 2A third parties shall not be treated as Transit Traffic from a routing or billing perspective until BellSouth and the Wireless Type 2A carrier have the capability to properly meet-

2/8/04 Xspedius

point-bill in accordance with MECAB guidelines. Until such time, such traffic originated by Wireless Type 2A third parties shall be treated as BellSouth-originated traffic and BellSouth shall compensate <customer_short_name> for transport and termination of such traffic based on the classification of such traffic as Local Traffic, ISP-Bound Traffic, IntraLATA Toll or Switched Access Service Traffic in accordance with the terms of this Attachment.

- 10.13.3 Traffic between BellSouth and Wireless Type 1 third parties or a third party CLEC utilizing <customer_short_name> switching shall not be treated as Transit Traffic from a routing or billing perspective. Such traffic originated by a Wireless Type 1 third party or a third party CLEC utilizing <customer_short_name> switching shall be treated as <customer_short_name>-originated traffic and <customer_short_name> shall compensate BellSouth for transport and termination of such traffic based on the classification of such traffic as Local Traffic, ISP-Bound Traffic, IntraLATA Toll or Switched Access Service Traffic in accordance with the terms of this Attachment.
- 10.13.4 Traffic between BellSouth and Wireless Type 2A third parties shall not be treated as Transit Traffic from a routing or billing perspective until <customer_short_name> and the Wireless Type 2A carrier have the capability to properly meet-point-bill in accordance with MECAB guidelines. Until such time, such traffic originated by Wireless Type 2A third parties shall be treated as <customer_short_name>-originated traffic and <customer_short_name> shall compensate BellSouth for transport and termination of such traffic based on the classification of such traffic as Local Traffic, ISP-Bound Traffic, IntraLATA Toll or Switched Access Service Traffic in accordance with the terms of this Attachment.
- 10.13.5 [Parties Disagree]
- [Xspedius Version] BellSouth agrees to deliver Transit Traffic originated by <customer_short_name> to the terminating carrier; provided, however, that <customer_short_name> is solely responsible for negotiating and executing any appropriate contractual agreements with the terminating carrier for the exchange of Transit Traffic through the BellSouth network. BellSouth will not be liable for any compensation to the terminating carrier or to <customer_short_name> for transiting <customer_short_name>-originated or terminated Transit Traffic. **Notwithstanding any other provision of this Attachment**, in the event that the terminating third party carrier imposes on BellSouth any charges or costs for the delivery of Transit Traffic originated by <customer_short_name>, <customer_short_name> shall reimburse BellSouth for all charges paid by BellSouth, **which BellSouth is contractually obligated to pay**, provided that BellSouth notifies and, upon request, provides <customer_short_name> with a copy of such an invoice, if available, or other equivalent supporting documentation (if an invoice is not available), and proof of payment and other applicable

2/8/04 Xspedius

supporting documentation. BellSouth will provide such notice and information in a timely, reasonable and nondiscriminatory manner. BellSouth shall diligently review, dispute and pay such third party invoices (or equivalent) in a manner that is at parity with its own practices for reviewing, disputing and paying such invoices (or equivalent) **when no similar reimbursement provision applies.**

Additionally, the Parties agree that any billing to a third party or other telecommunications carrier under this section shall be pursuant to MECAB procedures.

[BellSouth Version] BellSouth agrees to deliver Transit Traffic originated by <customer_short_name> to the terminating carrier; provided, however, that <customer_short_name> is solely responsible for negotiating and executing any appropriate contractual agreements with the terminating carrier for the exchange of Transit Traffic through the BellSouth network. BellSouth will not be liable for any compensation to the terminating carrier or to <customer_short_name> for transiting <customer_short_name>-originated or terminated Transit Traffic. In the event that the terminating third party carrier imposes on BellSouth any charges or costs for the delivery of Transit Traffic originated by <customer_short_name>, <customer_short_name> shall reimburse BellSouth for all charges paid by BellSouth, provided that BellSouth notifies <customer_short_name> and, upon request, provides <customer_short_name> with a copy of such an invoice, if available, or other equivalent supporting documentation (if an invoice is not available), and proof of payment and other applicable supporting documentation. BellSouth will use **commercially reasonable** efforts to provide such notice and information in a timely, reasonable and nondiscriminatory manner. BellSouth shall diligently review, dispute and pay such third party invoices (or equivalent) in a manner that is at parity with its own practices for reviewing, disputing and paying such invoices (or equivalent) under the same circumstances. Once <customer_short_name> reimburses BellSouth for any such payments, any disputes with respect to such charges shall be between <customer_short_name> and the terminating third party carrier. Additionally, the Parties agree that any billing to a third party or other telecommunications carrier under this section shall be pursuant to MECAB procedures.

10.13.6 Except for as provided in 7.6.3 and 7.6.4, transit charges as described in this Attachment shall only be assessed on the carrier originating Transit Traffic and shall not be assessed on the terminating carrier.

10.13.7 Transit charges associated with the provisioning of toll free services (e.g., 800/888/877) shall be assessed upon the terminating carrier and shall not be imposed on the originating carrier.

10.14 Records Exchange and Misrouting of Traffic.

10.14.1 Misrouted Traffic.

2/8/04 Xspedius

- 10.14.1.1 The Parties shall route traffic to each other in a manner consistent with the Trunk Group Architectures selected by the Parties and as set forth in Section 4 of this Attachment 3, except as otherwise set forth in this Agreement (e.g., overflow) or in instances where a third party causes either Party to route traffic in a manner that is inconsistent with this Attachment.
- 10.14.1.2 In instances of misrouting, either Party may request that the Parties investigate, identify the cause of, and correct misrouting to the extent technically and economically feasible.
- 10.14.1.3 In the event that misrouting results in either Party's inability to bill or collect revenues from a third party and the Parties disagree as to the liability of the other Party for such revenues, then either Party may pursue the Dispute Resolution procedures set forth in this Agreement.
- 10.14.2 Records Exchange
- 10.14.2.1 Where feasible and appropriate, the Parties will generate and exchange all available messages for the purpose of billing third parties, including but not limited to CMRS providers and other LECs.

11. FRAME RELAY SERVICE INTERCONNECTION

- 11.1 In addition to the Local Interconnection services set forth above, BellSouth will offer a network to network Interconnection arrangement between BellSouth's and <customer_short_name>'s frame relay switches as set forth below. The following provisions will apply only to Frame Relay Service and Exchange Access Frame Relay Service and Managed Shared Frame Relay Service in those states in which <customer_short_name> is certified and providing Frame Relay Service as a Local Exchange Carrier and where traffic is being exchanged between <customer_short_name> and BellSouth Frame Relay Switches in the same LATA.
- 11.2 *The Parties agree to* establish two-way Frame Relay facilities between their respective Frame Relay Switches to the mutually agreed upon Frame Relay Service point(s) of interconnection (IP(s)) within the LATA. All IPs shall be within the same Frame Relay Network Serving Areas as defined in Appendix A of BellSouth's FCC Tariff #1 except as set forth in this Attachment.
- 11.3 Upon the request of either Party, such interconnection will be established where BellSouth and <customer_short_name> have Frame Relay Switches in the same LATA. Where there are multiple Frame Relay switches in one central office, an interconnection with any one of the switches will be considered an interconnection with all of the switches at that central office for purposes of routing frame traffic.

2/8/04 Xspedius

- 11.4** The Parties agree to provision local (i.e., intraLATA) Frame Relay Service and Exchange Access Frame Relay Service and Managed Shared Frame Relay Service (both intrastate and interstate) over Frame Relay interconnection facilities between the respective Frame Relay switches and the IPs.
- 11.5** The Parties agree to assess each other reciprocal charges for the facilities that each provides to the other according to the Percent Local Circuit Use Factor (PLCU), determined as follows:
- 11.6** Frame Relay data frames are transported within Virtual Circuits (VC). For the purposes of this Agreement, if the originating and terminating locations of the two-way data frame traffic are in the same LATA, then the traffic on that VC shall be considered local (Local VC).
- 11.7** If the originating and terminating locations of the two-way data frame traffic are not in the same LATA, the traffic on that VC is interLATA (InterLATA VC).
- 11.8** The PLCU is determined by dividing the total number of Local VCs, by the total number of VCs on each Frame Relay facility. To facilitate implementation, <customer_short_name> may determine its PLCU in aggregate, by dividing the total number of Local VCs in a given LATA by the total number VCs in that LATA. The Parties agree to renegotiate the method for determining PLCU, at either Party's request, and within 90 days, if either Party notifies the other that it has found that this method does not adequately represent the PLCU.
- 11.9** If there are no VCs on a facility when it is billed, the Party requesting the facility will pay the provisioning Party tariffed rates for the facility, unless the requesting and provisioning Party are the same (in which case, no charges will apply).
- 11.10** BellSouth will provide the circuit between the Parties' respective Frame Relay Switches. The Parties will be compensated as follows: BellSouth will invoice, and <customer_short_name> will pay, the total nonrecurring and recurring charges for the circuit based upon the rates set forth in BellSouth's Interstate Access Tariff, FCC No. 1. <customer_short_name> will then invoice, and BellSouth will pay, an amount calculated by multiplying the BellSouth billed charges for the circuit by one-half of <customer_short_name>'s PLCU.
- 11.11** If <customer_short_name> requests interconnection for a frame relay switch located outside the serving area in which the IP is located, then <customer_short_name> may, at its option, purchase facilities and transport between Frame Relay Network Service areas, as defined in Appendix A of the FCC Tariff #1, according to the rates, terms and conditions of the applicable General Subscriber Service Tariff for that state.
- 11.12** Each Party will provide a Frame Relay network-to-network interface ("NNI") port to the other Party for each trunk facility provided pursuant to 8.6 above.

2/8/04 Xspedius

Compensation for NNI ports shall be based upon the NNI rates set forth in BellSouth F.C.C. Tariff No. 1. Pursuant to that tariff, <customer_short_name> may select a month-to-month or term rate structure for the NNI ports BellSouth provides to <customer_short_name>. Whatever rate structure <customer_short_name> selects shall be deemed to be the same rate structure that applies to the NNI port <customer_short_name> provides to BellSouth. There shall be no termination liability to either Party for the local portion of the NNI port as determined by the <customer_short_name> PLCU at the time of termination.

- 11.13** For NNI ports provided by BellSouth to <customer_short_name>, BellSouth will invoice, and <customer_short_name> will pay, the total nonrecurring and recurring charges for the NNI port. <customer_short_name> will then invoice, and BellSouth will pay, an amount calculated by multiplying the BellSouth billed nonrecurring and recurring charges for the NNI port by one-half of <customer_short_name>'s PLCU.
- 11.14** For NNI ports provided by <customer_short_name> to BellSouth, <customer_short_name> will invoice, and BellSouth will pay, the total non-recurring and recurring charges for the NNI port. BellSouth will then invoice, and <customer_short_name> will pay, an amount determined as follows: <customer_short_name>'s combined interLATA and local usage will be calculated by subtracting one-half of <customer_short_name>'s PLCU factor from one hundred percent. The difference will then be multiplied by the total charges initially billed by <customer_short_name> for the NNI port. BellSouth will then invoice, and <customer_short_name> will pay, this amount to BellSouth.
- 11.15** A Permanent Virtual Circuit ("PVC") is a logical channel from a frame relay network interface (e.g., NNI or User Network Interface) to another frame relay network interface. A PVC is created when a Data Link Channel Identifier ("DLCI") is mapped together with another DLCI. Neither Party will charge the other Party for any DLCI or Committed Information Rate ("CIR") charges for the PVC from its Frame Relay switch to its own subscriber's premise.
- 11.16** For the PVC between the <customer_short_name> and BellSouth Frame Relay switches, compensation for the PVC charges is based upon the rates in BellSouth's Interstate Access Tariff, FCC No. 1.
- 11.17** Compensation for PVC rate elements will be calculated as follows:
- 11.18** If <customer_short_name> orders a VC connection between a BellSouth subscriber's PVC segment and a PVC segment from the BellSouth Frame Relay switch to the <customer_short_name> Frame Relay switch, BellSouth will invoice, and <customer_short_name> will pay, the total nonrecurring and recurring PVC charges for the PVC segment between the BellSouth and <customer_short_name> Frame Relay switches. If the VC is a Local VC, <customer_short_name> will then invoice and BellSouth will pay, the total nonrecurring and recurring PVC charges

2/8/04 Xspedius

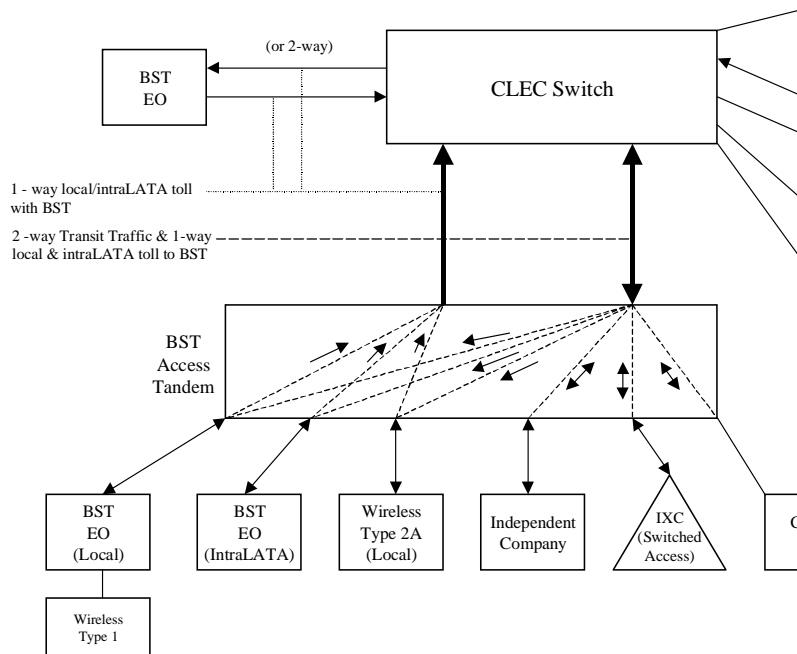
billed for that segment. If the VC is not local, no compensation will be paid to <customer_short_name> for the PVC segment.

- 11.19** If BellSouth orders a Local VC connection between a <customer_short_name> subscriber's PVC segment and a PVC segment from the <customer_short_name> Frame Relay switch to the BellSouth Frame Relay switch, BellSouth will invoice, and <customer_short_name> will pay, the total nonrecurring and recurring PVC and CIR charges for the PVC segment between the BellSouth and <customer_short_name> Frame Relay switches. If the VC is a Local VC, <customer_short_name> will then invoice and BellSouth will pay the total nonrecurring and recurring PVC and CIR charges billed for that segment. If the VC is not local, no compensation will be paid to <customer_short_name> for the PVC segment.
- 11.20** The Parties agree to compensate each other for requests to change a PVC segment or PVC service order record, according to the Feature Change charge as set forth in the BellSouth access tariff BellSouth Tariff FCC No. 1.
- 11.21** If <customer_short_name> requests a change, BellSouth will invoice and <customer_short_name> will pay a Feature Change charge for each affected PVC segment.
- 11.22** If BellSouth requests a change, <customer_short_name> will invoice and BellSouth will pay a Feature Change charge for each affected PVC segment.
- 11.23** The Parties agree to limit the sum of the CIR for the VCs on a DS1 NNI port to not more than three times the port speed, or not more than six times the port speed on a DS3 NNI port.
- 11.24** Except as expressly provided herein, this Agreement does not address or alter in any way either Party's provision of Exchange Access Frame Relay Service, Managed Shared Frame Relay Service or interLATA Frame Relay Service. All charges by each Party to the other for carriage of Exchange Access Frame Relay Service or interLATA Frame Relay Service are included in the BellSouth FCC Tariff #1.
- 11.25** <customer_short_name> will identify and report quarterly to BellSouth the PLCU of the Frame Relay facilities it uses, per Section 1.1.1 above. BellSouth shall not send interLATA frame relay traffic, on behalf of itself or its Affiliates over frame relay interconnection facilities.
- 11.26** Either Party may request a review or audit of the various service components, consistent with the provisions of Section 2 of the BellSouth FCC No.1 Tariff.

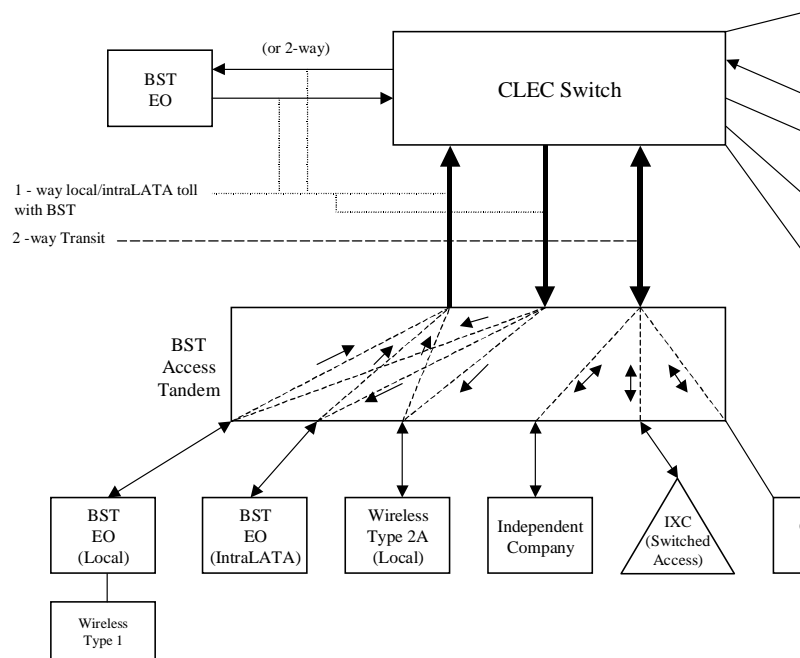
2/8/04 Xspedius

2/8/04 Xspedius

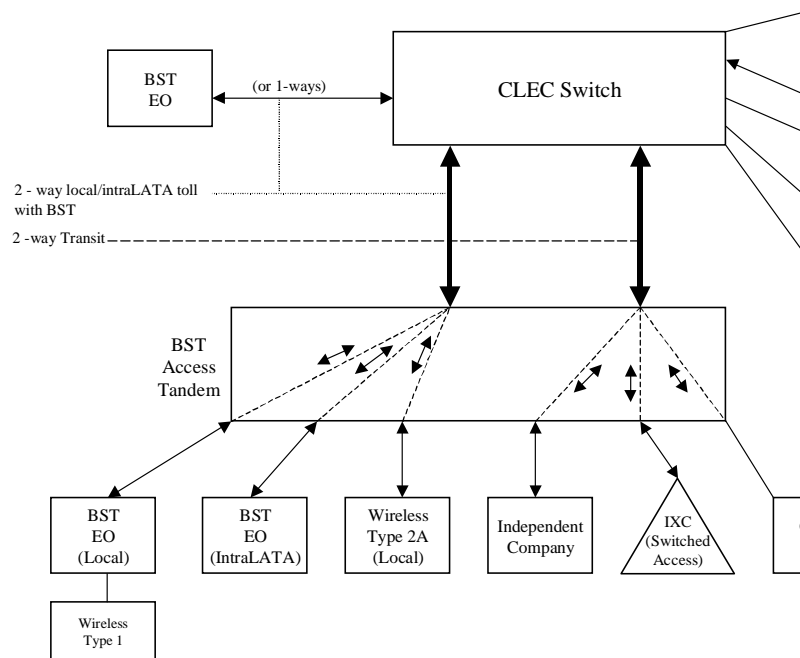
Basic Architecture



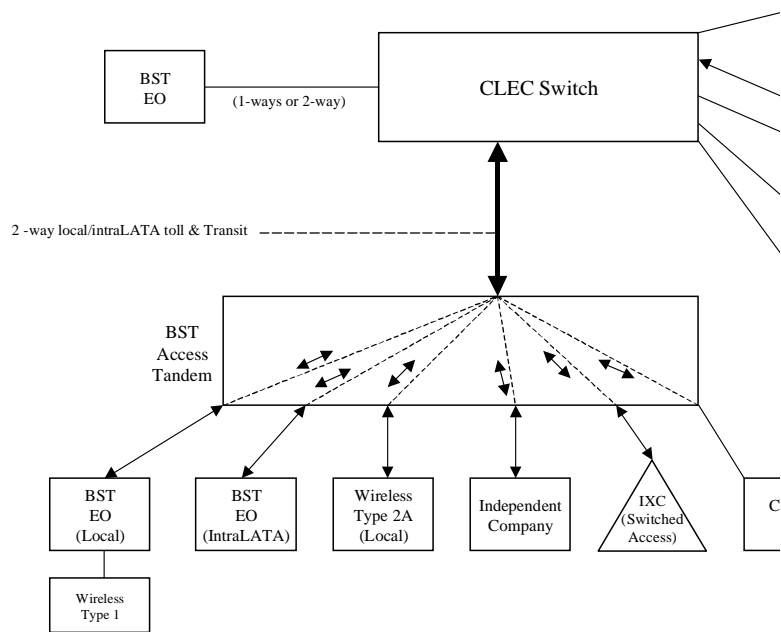
One-Way Architecture



Two-Way Architecture



Supergroup Architecture



LOCAL INTERCONNECTION - Alabama												Attachment: 3		Exhibit: A			
CATEGORY	RATE ELEMENTS			Interim	Zone	BCS	USOC	RATES (\$)				Svc Order Submitted Elec per LSR	Svc Order Submitted Manually per LSR	Incremental Charge - Manual Svc Order vs. Electronic-1st	Incremental Charge - Manual Svc Order vs. Electronic-Add'l	Incremental Charge - Manual Svc Order vs. Electronic-Disc 1st	Incremental Charge - Manual Svc Order vs. Electronic-Disc Add'l
							Rec	Nonrecurring		Nonrecurring Disconnect		OSS Rates(\$)					
								First	Add'l	First	Add'l	SOMEc	SOMAN	SOMAN	SOMAN	SOMAN	SOMAN
LOCAL INTERCONNECTION (CALL TRANSPORT AND TERMINATION)																	
INTERCARRIER COMPENSATION FOR ISP-BOUND TRAFFIC AND LOCAL TRAFFIC																	
	Single Rate for ISP-Bound Traffic and Local Traffic, per MOU						0.0007										
INTERCARRIER COMPENSATION FOR LOCAL TRANSIT TRAFFIC AND MTA TRAFFIC																	
TANDEM SWITCHING																	
		Tandem Switching Function Per MOU				OHD	0.000498										
		Multiple Tandem Switching, per MOU (applies to intial tandem only)				OHD	0.000498										
		Tandem Intermediary Charge, per MOU*				OHD	0.0015										
* This charge is applicable only to transit traffic and is applied in addition to applicable switching and/or interconnection charges.																	
TRUNK CHARGE																	
		Installation Trunk Side Service - per DS0				OHD		21.56	8.12								
		Dedicated End Office Trunk Port Service-per DS0**				OHD	0.00										
		Dedicated End Office Trunk Port Service-per DS1**				OH1 OH1MS	TDE1P	0.00									
		Dedicated Tandem Trunk Port Service-per DS0**				OHD	TDWOP	0.00									
		Dedicated Tandem Trunk Port Service-per DS1**				OH1 OH1MS	TDW1P	0.00									
** This rate element is recovered on a per MOU basis and is included in the End Office Switching and Tandem Switching, per MOU rate elements																	
COMMON TRANSPORT (Shared)																	
		Common Transport - Per Mile, Per MOU				OHD	0.0000023										
		Common Transport - Facilities Termination Per MOU				OHD	0.0003224										
LOCAL INTERCONNECTION (DEDICATED TRANSPORT)																	
INTEROFFICE CHANNEL - DEDICATED TRANSPORT																	
		Interoffice Channel - Dedicated Transport - 2-Wire Voice Grade - Per Mile per month				OHL, OHM	1L5NF	0.008838									
		Interoffice Channel - Dedicated Transport- 2- Wire Voice Grade - Facility Termination per month				OHL, OHM	1L5NF	21.13	40.54	27.41	16.74	6.90					
		Interoffice Channel - Dedicated Transport - 56 kbps - per mile per month				OHL, OHM	1L5NK	0.008838									
		Interoffice Channel - Dedicated Transport - 56 kbps - Facility Termination per month				OHL, OHM	1L5NK	15.12	40.54	27.41	16.74	6.90					
		Interoffice Channel - Dedicated Transport - 64 kbps - per mile per month				OHL, OHM	1L5NK	0.008838									
		Interoffice Channel - Dedicated Transport - 64 kbps - Facility Termination per month				OHL, OHM	1L5NK	15.12	40.54	27.41	16.74	6.90					
		Interoffice Channel - Dedicated Channel - DS1 - Per Mile per month				OH1, OH1MS	1L5NL	0.18									
		Interoffice Channel - Dedicated Tranport - DS1 - Facility Termination per month				OH1, OH1MS	1L5NL	60.16	89.27	81.81	16.35	14.44					
		Interoffice Channel - Dedicated Transport - DS3 - Per Mile per month				OH3, OH3MS	1L5NM	4.09									
		Interoffice Channel - Dedicated Transport - DS3 - Facility Termination per month				OH3, OH3MS	1L5NM	703.52	278.75	162.76	60.20	58.46					
LOCAL CHANNEL - DEDICATED TRANSPORT																	
		Local Channel - Dedicated - 2-Wire Voice Grade per month				OHL, OHM	TEFV2	13.97	193.10	33.17	36.64	3.20					
		Local Channel - Dedicated - 4-Wire Voice Grade per month				OHL, OHM	TEFV4	14.93	193.53	33.60	37.11	3.67					
		Local Channel - Dedicated - DS1 per month				OH1	TEFHG	35.76	177.47	153.72	22.19	15.26					
		Local Channel - Dedicated - DS3 Facility Termination per month				OH3	TEFHJ	416.54	451.52	263.94	119.49	83.58					
LOCAL INTERCONNECTION MID-SPAN MEET																	
NOTE: If Access service ride Mid-Span Meet, one-half the tariffed service Local Channel rate is applicable.																	
		Local Channel - Dedicated - DS1 per month				OH1MS	TEFHG	0.00	0.00								
		Local Channel - Dedicated - DS3 per month				OH3MS	TEFHJ	0.00	0.00								
MULTIPLEXERS																	
		Channelization - DS1 to DS0 Channel System				OH1, OH1MS	SATN1	101.06	91.04	62.57	10.54	9.79					
		DS3 to DS1 Channel System per month				OH3, OH3MS	SATNS	166.13	178.14	93.97	33.26	31.63					
		DS3 Interface Unit (DS1 COCI) per month				OH1, OH1MS	SATCO	12.70	6.58	4.72							

LOCAL INTERCONNECTION - Florida												Attachment: 3		Exhibit: A		
CATEGORY	RATE ELEMENTS		Interi m	Zone	BCS	USOC	RATES (\$)				Svc Order Submitted Elec per LSR	Svc Order Submitted Manually per LSR	Incremental Charge - Manual Svc Order vs. Electronic- 1st	Incremental Charge - Manual Svc Order vs. Electronic- Add'l	Incremental Charge - Manual Svc Order vs. Electronic- Disc 1st	Incremental Charge - Manual Svc Order vs. Electronic- Disc Add'l
							Rec	Nonrecurring		Nonrecurring Disconnect		OSS Rates(\$)				
								First	Add'l	First	Add'l	SOMEc	SOMAN	SOMAN	SOMAN	SOMAN
LOCAL INTERCONNECTION (CALL TRANSPORT AND TERMINATION)																
INTERCARRIER COMPENSATION FOR ISP-BOUND TRAFFIC AND LOCAL TRAFFIC																
	Single Rate for ISP-Bound Traffic and Local Traffic, per MOU						0.0007									
INTERCARRIER COMPENSATION FOR LOCAL TRANSIT TRAFFIC AND MTA TRAFFIC																
TANDEM SWITCHING																
	Tandem Switching Function Per MOU				OHD		0.0006019									
	Multiple Tandem Switching, per MOU (applies to intial tandem only)				OHD		0.0006019									
	Tandem Intermediary Charge, per MOU*				OHD		0.0015									
* This charge is applicable only to transit traffic and is applied in addition to applicable switching and/or interconnection charges.																
TRUNK CHARGE																
	Installation Trunk Side Service - per DS0				OHD	TPP++		21.73	8.19							
	Dedicated End Office Trunk Port Service-per DS0**				OHD	TDEOP	0.00									
	Dedicated End Office Trunk Port Service-per DS1**				OH1 OH1MS	TDE1P	0.00									
	Dedicated Tandem Trunk Port Service-per DS0**				OHD	TDWOP	0.00									
	Dedicated Tandem Trunk Port Service-per DS1**				OH1 OH1MS	TDW1P	0.00									
** This rate element is recovered on a per MOU basis and is included in the End Office Switching and Tandem Switching, per MOU rate elements																
COMMON TRANSPORT (Shared)																
	Common Transport - Per Mile, Per MOU				OHD		0.0000035									
	Common Transport - Facilities Termination Per MOU				OHD		0.0004372									
LOCAL INTERCONNECTION (DEDICATED TRANSPORT)																
INTEROFFICE CHANNEL - DEDICATED TRANSPORT																
	Interoffice Channel - Dedicated Transport - 2-Wire Voice Grade - Per Mile per month				OHL, OHM	1L5NF	0.0091									
	Interoffice Channel - Dedicated Transport- 2- Wire Voice Grade - Facility Termination per month				OHL, OHM	1L5NF	25.32	47.35	31.78	18.31	7.03					
	Interoffice Channel - Dedicated Transport - 56 kbps - per mile per month				OHL, OHM	1L5NK	0.0091									
	Interoffice Channel - Dedicated Transport - 56 kbps - Facility Termination per month				OHL, OHM	1L5NK	18.44	47.35	31.78	18.31	7.03					
	Interoffice Channel - Dedicated Transport - 64 kbps - per mile per month				OHL, OHM	1L5NK	0.0091									
	Interoffice Channel - Dedicated Transport - 64 kbps - Facility Termination per month				OHL, OHM	1L5NK	18.44	47.35	31.78	18.31	7.03					
	Interoffice Channel - Dedicated Channel - DS1 - Per Mile per month				OH1, OH1MS	1L5NL	0.1856									
	Interoffice Channel - Dedicated Tranport - DS1 - Facility Termination per month				OH1, OH1MS	1L5NL	88.44	105.54	98.47	21.47	19.05					
	Interoffice Channel - Dedicated Transport - DS3 - Per Mile per month				OH3, OH3MS	1L5NM	3.87									
	Interoffice Channel - Dedicated Transport - DS3 - Facility Termination per month				OH3, OH3MS	1L5NM	1,071.00	335.46	219.28	72.03	70.56					
LOCAL CHANNEL - DEDICATED TRANSPORT																
	Local Channel - Dedicated - 2-Wire Voice Grade per month				OHL, OHM	TEFV2	19.66	265.84	46.97	37.63	4.00					
	Local Channel - Dedicated - 4-Wire Voice Grade per month				OHL, OHM	TEFV4	20.45	266.54	47.67	44.22	5.33					
	Local Channel - Dedicated - DS1 per month				OH1	TEFHG	36.49	216.65	183.54	24.30	16.95					
	Local Channel - Dedicated - DS3 Facility Termination per month				OH3	TEFHJ	531.91	556.37	343.01	139.13	96.84					
LOCAL INTERCONNECTION MID-SPAN MEET																
NOTE: If Access service ride Mid-Span Meet, one-half the tariffed service Local Channel rate is applicable.																
	Local Channel - Dedicated - DS1 per month				OH1MS	TEFHG	0.00	0.00								
	Local Channel - Dedicated - DS3 per month				OH3MS	TEFHJ	0.00	0.00								
MULTIPLEXERS																
	Channelization - DS1 to DS0 Channel System				OH1, OH1MS	SATN1	146.77	101.42	71.62	11.09	10.49					
	DS3 to DS1 Channel System per month				OH3, OH3MS	SATNS	211.19	199.28	118.64	40.34	39.07					
	DS3 Interface Unit (DS1 COCI) per month				OH1, OH1MS	SATCO	13.76	10.07	7.08							

LOCAL INTERCONNECTION - Georgia												Attachment: 3		Exhibit: A		
CATEGORY	RATE ELEMENTS		Interim	Zone	BCS	USOC	RATES (\$)				Svc Order Submitted Elec per LSR	Svc Order Submitted Manually per LSR	Incremental Charge - Manual Svc Order vs. Electronic-1st	Incremental Charge - Manual Svc Order vs. Electronic-Add'l	Incremental Charge - Manual Svc Order vs. Electronic-Disc 1st	Incremental Charge - Manual Svc Order vs. Electronic-Disc Add'l
							Rec	Nonrecurring		Nonrecurring Disconnect		OSS Rates(\$)				
								First	Add'l	First	Add'l	SOMEc	SOMAN	SOMAN	SOMAN	SOMAN
LOCAL INTERCONNECTION (CALL TRANSPORT AND TERMINATION)																
INTERCARRIER COMPENSATION FOR ISP-BOUND TRAFFIC AND LOCAL TRAFFIC																
	Single Rate for ISP-Bound Traffic and Local Traffic, per MOU						0.0007									
INTERCARRIER COMPENSATION FOR LOCAL TRANSIT TRAFFIC AND MTA TRAFFIC																
TANDEM SWITCHING																
	Tandem Switching Function Per MOU				OHD		0.0004086									
	Multiple Tandem Switching, per MOU (applies to initial tandem only)				OHD		0.0004086									
	Tandem Intermediary Charge, per MOU*				OHD		0.0015									
* This charge is applicable only to transit traffic and is applied in addition to applicable switching and/or interconnection charges.																
TRUNK CHARGE																
	Installation Trunk Side Service - per DS0				OHD	TPP++		21.53	8.11							
	Dedicated End Office Trunk Port Service-per DS0**				OHD	TDEOP	0.00									
	Dedicated End Office Trunk Port Service-per DS1**				OH1 OH1MS	TDE1P	0.00									
	Dedicated Tandem Trunk Port Service-per DS0**				OHD	TDWOP	0.00									
	Dedicated Tandem Trunk Port Service-per DS1**				OH1 OH1MS	TDW1P	0.00									
** This rate element is recovered on a per MOU basis and is included in the End Office Switching and Tandem Switching, per MOU rate elements																
COMMON TRANSPORT (Shared)																
	Common Transport - Per Mile, Per MOU				OHD		0.0000027									
	Common Transport - Facilities Termination Per MOU				OHD		0.0001914									
LOCAL INTERCONNECTION (DEDICATED TRANSPORT)																
INTEROFFICE CHANNEL - DEDICATED TRANSPORT																
	Interoffice Channel - Dedicated Transport - 2-Wire Voice Grade - Per Mile per month				OHL, OHM	1L5NF	0.0057									
	Interoffice Channel - Dedicated Transport- 2- Wire Voice Grade - Facility Termination per month				OHL, OHM	1L5NF	12.87	48.46	19.48	16.58	5.00					
	Interoffice Channel - Dedicated Transport - 56 kbps - per mile per month				OHL, OHM	1L5NK	0.0057									
	Interoffice Channel - Dedicated Transport - 56 kbps - Facility Termination per month				OHL, OHM	1L5NK	7.83	48.46	19.48	16.58	5.00					
	Interoffice Channel - Dedicated Transport - 64 kbps - per mile per month				OHL, OHM	1L5NK	0.0057									
	Interoffice Channel - Dedicated Transport - 64 kbps - Facility Termination per month				OHL, OHM	1L5NK	7.83	48.46	19.48	16.58	5.00					
	Interoffice Channel - Dedicated Channel - DS1 - Per Mile per month				OH1, OH1MS	1L5NL	0.1154									
	Interoffice Channel - Dedicated Tranport - DS1 - Facility Termination per month				OH1, OH1MS	1L5NL	34.19	111.03	80.28	31.36	21.73					
	Interoffice Channel - Dedicated Transport - DS3 - Per Mile per month				OH3, OH3MS	1L5NM	2.53									
	Interoffice Channel - Dedicated Transport - DS3 - Facility Termination per month				OH3, OH3MS	1L5NM	342.02	320.47	86.32	66.77	52.81					
LOCAL CHANNEL - DEDICATED TRANSPORT																
	Local Channel - Dedicated - 2-Wire Voice Grade per month				OHL, OHM	TEFV2	7.74	121.07	53.30	46.40	13.37					
	Local Channel - Dedicated - 4-Wire Voice Grade per month				OHL, OHM	TEFV4	8.72	125.62	54.43	46.40	13.37					
	Local Channel - Dedicated - DS1 per month				OH1	TEFHG	18.16	149.46	111.20	40.36	26.12					
	Local Channel - Dedicated - DS3 Facility Termination per month				OH3	TEFHJ	147.01	445.01	145.18	112.91	75.88					
LOCAL INTERCONNECTION MID-SPAN MEET																
NOTE: If Access service ride Mid-Span Meet, one-half the tariffed service Local Channel rate is applicable.																
	Local Channel - Dedicated - DS1 per month				OH1MS	TEFHG	0.00	0.00								
	Local Channel - Dedicated - DS3 per month				OH3MS	TEFHJ	0.00	0.00								
MULTIPLEXERS																
	Channelization - DS1 to DS0 Channel System				OH1, OH1MS	SATN1	69.75	105.68	41.59	23.75	4.19					
	DS3 to DS1 Channel System per month				OH3, OH3MS	SATNS	121.90	224.48	71.83	40.01	31.07					
	DS3 Interface Unit (DS1 COCI) per month				OH1, OH1MS	SATCO	7.35	15.81	11.39	6.61	6.61					

LOCAL INTERCONNECTION - Kentucky												Attachment: 3		Exhibit: A		
CATEGORY	RATE ELEMENTS		Interi m	Zone	BCS	USOC	RATES (\$)				Svc Order Submitted Elec per LSR	Svc Order Submitted Manually per LSR	Incremental Charge - Manual Svc Order vs. Electronic- 1st	Incremental Charge - Manual Svc Order vs. Electronic- Add'l	Incremental Charge - Manual Svc Order vs. Electronic- Disc 1st	Incremental Charge - Manual Svc Order vs. Electronic- Disc Add'l
							Rec	Nonrecurring		Nonrecurring Disconnect		OSS Rates(\$)				
								First	Add'l	First	Add'l	SOMEc	SOMAN	SOMAN	SOMAN	SOMAN
LOCAL INTERCONNECTION (CALL TRANSPORT AND TERMINATION)																
INTERCARRIER COMPENSATION FOR ISP-BOUND TRAFFIC AND LOCAL TRAFFIC																
	Single Rate for ISP-Bound Traffic and Local Traffic, per MOU						0.0007									
INTERCARRIER COMPENSATION FOR LOCAL TRANSIT TRAFFIC AND MTA TRAFFIC																
TANDEM SWITCHING																
		Tandem Switching Function Per MOU			OHD		0.0006772									
		Multiple Tandem Switching, per MOU (applies to intial tandem only)			OHD		0.0006772									
		Tandem Intermediary Charge, per MOU*			OHD		0.0015									
* This charge is applicable only to transit traffic and is applied in addition to applicable switching and/or interconnection charges.																
TRUNK CHARGE																
		Installation Trunk Side Service - per DS0			OHD	TPP++		21.58	8.13							
		Dedicated End Office Trunk Port Service-per DS0**			OHD	TDEOP	0.00									
		Dedicated End Office Trunk Port Service-per DS1**			OH1 OH1MS	TDE1P	0.00									
		Dedicated Tandem Trunk Port Service-per DS0**			OHD	TDWOP	0.00									
		Dedicated Tandem Trunk Port Service-per DS1**			OH1 OH1MS	TDW1P	0.00									
** This rate element is recovered on a per MOU basis and is included in the End Office Switching and Tandem Switching, per MOU rate elements																
COMMON TRANSPORT (Shared)																
		Common Transport - Per Mile, Per MOU			OHD		0.000003									
		Common Transport - Facilities Termination Per MOU			OHD		0.0007466									
LOCAL INTERCONNECTION (DEDICATED TRANSPORT)																
INTEROFFICE CHANNEL - DEDICATED TRANSPORT																
		Interoffice Channel - Dedicated Transport - 2-Wire Voice Grade - Per Mile per month			OHL, OHM	1L5NF	0.01									
		Interoffice Channel - Dedicated Transport- 2- Wire Voice Grade - Facility Termination per month			OHL, OHM	1L5NF	29.11	47.34	31.78	22.77	8.75					
		Interoffice Channel - Dedicated Transport - 56 kbps - per mile per month			OHL, OHM	1L5NK	0.0115									
		Interoffice Channel - Dedicated Transport - 56 kbps - Facility Termination per month			OHL, OHM	1L5NK	20.97	47.35	31.78	22.77	8.75					
		Interoffice Channel - Dedicated Transport - 64 kbps - per mile per month			OHL, OHM	1L5NK	0.0115									
		Interoffice Channel - Dedicated Transport - 64 kbps - Facility Termination per month			OHL, OHM	1L5NK	20.97	47.35	31.78	22.77	8.75					
		Interoffice Channel - Dedicated Channel - DS1 - Per Mile per month			OH1, OH1MS	1L5NL	0.23									
		Interoffice Channel - Dedicated Tranport - DS1 - Facility Termination per month			OH1, OH1MS	1L5NL	96.04	105.52	98.46	23.09	20.49					
		Interoffice Channel - Dedicated Transport - DS3 - Per Mile per month			OH3, OH3MS	1L5NM	4.97									
		Interoffice Channel - Dedicated Transport - DS3 - Facility Termination per month			OH3, OH3MS	1L5NM	1,175.15	335.40	219.24	89.57	87.75					
LOCAL CHANNEL - DEDICATED TRANSPORT																
		Local Channel - Dedicated - 2-Wire Voice Grade per month			OHL, OHM	TEFV2	18.57	265.78	46.96	46.79	4.98					
		Local Channel - Dedicated - 4-Wire Voice Grade per month			OHL, OHM	TEFV4	19.86	266.48	47.65	47.54	5.73					
		Local Channel - Dedicated - DS1 per month			OH1	TEFHG	40.46	209.60	176.51	30.21	21.07					
		Local Channel - Dedicated - DS3 Facility Termination per month			OH3	TEFHJ	576.05	551.38	338.08	173.00	120.42					
LOCAL INTERCONNECTION MID-SPAN MEET																
NOTE: If Access service ride Mid-Span Meet, one-half the tariffed service Local Channel rate is applicable.																
		Local Channel - Dedicated - DS1 per month			OH1MS	TEFHG	0.00	0.00								
		Local Channel - Dedicated - DS3 per month			OH3MS	TEFHJ	0.00	0.00								
MULTIPLEXERS																
		Channelization - DS1 to DS0 Channel System			OH1, OH1MS	SATN1	113.33	101.40	71.60	13.79	13.04					
		DS3 to DS1 Channel System per month			OH3, OH3MS	SATNS	158.20	199.23	118.62	50.16	48.59					
		DS3 Interface Unit (DS1 COCI) per month			OH1, OH1MS	SATCO	11.80	10.07	7.08							

LOCAL INTERCONNECTION - Louisiana											Attachment: 3		Exhibit: A			
CATEGORY	RATE ELEMENTS			Interim	Zone	BCS	USOC	RATES (\$)			Svc Order Submitted Elec per LSR	Svc Order Submitted Manually per LSR	Incremental Charge - Manual Svc Order vs. Electronic-1st	Incremental Charge - Manual Svc Order vs. Electronic-Add'l	Incremental Charge - Manual Svc Order vs. Electronic-Disc 1st	Incremental Charge - Manual Svc Order vs. Electronic-Disc Add'l
							Rec	Nonrecurring		Nonrecurring Disconnect		OSS Rates(\$)				
								First	Add'l	First	Add'l	SOMEc	SOMAN	SOMAN	SOMAN	SOMAN
LOCAL INTERCONNECTION (CALL TRANSPORT AND TERMINATION)																
INTERCARRIER COMPENSATION FOR ISP-BOUND TRAFFIC AND LOCAL TRAFFIC																
	Single Rate for ISP-Bound Traffic and Local Traffic, per MOU						0.0007									
INTERCARRIER COMPENSATION FOR LOCAL TRANSIT TRAFFIC AND MTA TRAFFIC																
TANDEM SWITCHING																
		Tandem Switching Function Per MOU				OHD	0.0005507									
		Multiple Tandem Switching, per MOU (applies to intial tandem only)				OHD	0.0005507									
		Tandem Intermediary Charge, per MOU*				OHD	0.0015									
* This charge is applicable only to transit traffic and is applied in addition to applicable switching and/or interconnection charges.																
TRUNK CHARGE																
		Installation Trunk Side Service - per DS0				OHD		21.64	8.15							
		Dedicated End Office Trunk Port Service-per DS0**				OHD	0.00									
		Dedicated End Office Trunk Port Service-per DS1**				OH1 OH1MS	0.00									
		Dedicated Tandem Trunk Port Service-per DS0**				OHD	0.00									
		Dedicated Tandem Trunk Port Service-per DS1**				OH1 OH1MS	0.00									
** This rate element is recovered on a per MOU basis and is included in the End Office Switching and Tandem Switching, per MOU rate elements																
COMMON TRANSPORT (Shared)																
		Common Transport - Per Mile, Per MOU				OHD	0.0000032									
		Common Transport - Facilities Termination Per MOU				OHD	0.0003748									
LOCAL INTERCONNECTION (DEDICATED TRANSPORT)																
INTEROFFICE CHANNEL - DEDICATED TRANSPORT																
		Interoffice Channel - Dedicated Transport - 2-Wire Voice Grade - Per Mile per month				OHL, OHM	1L5NF	0.013								
		Interoffice Channel - Dedicated Transport- 2- Wire Voice Grade - Facility Termination per month				OHL, OHM	1L5NF	22.60	39.36	26.62						
		Interoffice Channel - Dedicated Transport - 56 kbps - per mile per month				OHL, OHM	1L5NK	0.013								
		Interoffice Channel - Dedicated Transport - 56 kbps - Facility Termination per month				OHL, OHM	1L5NK	15.61	39.37	26.62						
		Interoffice Channel - Dedicated Transport - 64 kbps - per mile per month				OHL, OHM	1L5NK	0.013								
		Interoffice Channel - Dedicated Transport - 64 kbps - Facility Termination per month				OHL, OHM	1L5NK	15.61	39.37	26.62						
		Interoffice Channel - Dedicated Channel - DS1 - Per Mile per month				OH1, OH1MS	1L5NL	0.2652								
		Interoffice Channel - Dedicated Tranport - DS1 - Facility Termination per month				OH1, OH1MS	1L5NL	70.47	86.69	79.44						
		Interoffice Channel - Dedicated Transport - DS3 - Per Mile per month				OH3, OH3MS	1L5NM	6.04								
		Interoffice Channel - Dedicated Transport - DS3 - Facility Termination per month				OH3, OH3MS	1L5NM	850.45	270.69	158.05						
LOCAL CHANNEL - DEDICATED TRANSPORT																
		Local Channel - Dedicated - 2-Wire Voice Grade per month				OHL, OHM	TEFV2	18.32	187.51	32.21						
		Local Channel - Dedicated - 4-Wire Voice Grade per month				OHL, OHM	TEFV4	19.41	187.94	32.63						
		Local Channel - Dedicated - DS1 per month				OH1	TEFHG	39.18	172.34	149.27						
		Local Channel - Dedicated - DS3 Facility Termination per month				OH3	TEFHJ	469.44	438.46	256.30						
LOCAL INTERCONNECTION MID-SPAN MEET																
NOTE: If Access service ride Mid-Span Meet, one-half the tariffed service Local Channel rate is applicable.																
		Local Channel - Dedicated - DS1 per month				OH1MS	TEFHG	0.00	0.00							
		Local Channel - Dedicated - DS3 per month				OH3MS	TEFHJ	0.00	0.00							
MULTIPLEXERS																
		Channelization - DS1 to DS0 Channel System				OH1, OH1MS	SATN1	105.09	88.41	60.76						
		DS3 to DS1 Channel System per month				OH3, OH3MS	SATNS	201.48	172.99	91.25						
		DS3 Interface Unit (DS1 COCI) per month				OH1, OH1MS	SATCO	11.78	6.39	4.58						

LOCAL INTERCONNECTION - Mississippi												Attachment: 3		Exhibit: A				
CATEGORY	RATE ELEMENTS				Interim	Zone	BCS	USOC	RATES (\$)				Svc Order Submitted Elec per LSR	Svc Order Submitted Manually per LSR	Incremental Charge - Manual Svc Order vs. Electronic-1st	Incremental Charge - Manual Svc Order vs. Electronic-Add'l	Incremental Charge - Manual Svc Order vs. Electronic-Disc 1st	Incremental Charge - Manual Svc Order vs. Electronic-Disc Add'l
								Rec	Nonrecurring		Nonrecurring Disconnect		OSS Rates(\$)					
									First	Add'l	First	Add'l	SOMEc	SOMAN	SOMAN	SOMAN	SOMAN	SOMAN
LOCAL INTERCONNECTION (CALL TRANSPORT AND TERMINATION)																		
INTERCARRIER COMPENSATION FOR ISP-BOUND TRAFFIC AND LOCAL TRAFFIC																		
	Single Rate for ISP-Bound Traffic and Local Traffic, per MOU							0.0007										
INTERCARRIER COMPENSATION FOR LOCAL TRANSIT TRAFFIC AND MTA TRAFFIC																		
TANDEM SWITCHING																		
		Tandem Switching Function Per MOU						OHD	0.0005379									
		Multiple Tandem Switching, per MOU (applies to initial tandem only)						OHD	0.0005379									
		Tandem Intermediary Charge, per MOU*						OHD	0.0015									
* This charge is applicable only to transit traffic and is applied in addition to applicable switching and/or interconnection charges.																		
TRUNK CHARGE																		
		Installation Trunk Side Service - per DS0						OHD		21.58	8.13							
		Dedicated End Office Trunk Port Service-per DS0**						OHD	0.00									
		Dedicated End Office Trunk Port Service-per DS1**						OH1 OH1MS	TDE1P	0.00								
		Dedicated Tandem Trunk Port Service-per DS0**						OHD	TDWOP	0.00								
		Dedicated Tandem Trunk Port Service-per DS1**						OH1 OH1MS	TDW1P	0.00								
** This rate element is recovered on a per MOU basis and is included in the End Office Switching and Tandem Switching, per MOU rate elements																		
COMMON TRANSPORT (Shared)																		
		Common Transport - Per Mile, Per MOU						OHD	0.0000026									
		Common Transport - Facilities Termination Per MOU						OHD	0.0004541									
LOCAL INTERCONNECTION (DEDICATED TRANSPORT)																		
INTEROFFICE CHANNEL - DEDICATED TRANSPORT																		
		Interoffice Channel - Dedicated Transport - 2-Wire Voice Grade - Per Mile per month						OHL, OHM	1L5NF	0.0098								
		Interoffice Channel - Dedicated Transport- 2- Wire Voice Grade - Facility Termination per month						OHL, OHM	1L5NF	22.52	40.77	27.57	17.26	7.11				
		Interoffice Channel - Dedicated Transport - 56 kbps - per mile per month						OHL, OHM	1L5NK	0.0098								
		Interoffice Channel - Dedicated Transport - 56 kbps - Facility Termination per month						OHL, OHM	1L5NK	15.68	40.78	27.57	17.26	7.11				
		Interoffice Channel - Dedicated Transport - 64 kbps - per mile per month						OHL, OHM	1L5NK	0.0098								
		Interoffice Channel - Dedicated Transport - 64 kbps - Facility Termination per month						OHL, OHM	1L5NK	15.68	40.78	27.57	17.26	7.11				
		Interoffice Channel - Dedicated Channel - DS1 - Per Mile per month						OH1, OH1MS	1L5NL	0.201								
		Interoffice Channel - Dedicated Tranport - DS1 - Facility Termination per month						OH1, OH1MS	1L5NL	57.33	89.79	82.28	16.86	14.90				
		Interoffice Channel - Dedicated Transport - DS3 - Per Mile per month						OH3, OH3MS	1L5NM	4.76								
		Interoffice Channel - Dedicated Transport - DS3 - Facility Termination per month						OH3, OH3MS	1L5NM	641.90	280.37	163.70	62.08	60.29				
LOCAL CHANNEL - DEDICATED TRANSPORT																		
		Local Channel - Dedicated - 2-Wire Voice Grade per month						OHL, OHM	TEFV2	14.91	194.22	33.36	37.79	3.30				
		Local Channel - Dedicated - 4-Wire Voice Grade per month						OHL, OHM	TEFV4	15.99	194.66	33.80	38.27	3.78				
		Local Channel - Dedicated - DS1 per month						OH1	TEFHG	36.83	178.50	154.61	22.89	15.74				
		Local Channel - Dedicated - DS3 Facility Termination per month						OH3	TEFHJ	413.87	454.13	264.47	123.23	86.19				
LOCAL INTERCONNECTION MID-SPAN MEET																		
NOTE: If Access service ride Mid-Span Meet, one-half the tariffed service Local Channel rate is applicable.																		
		Local Channel - Dedicated - DS1 per month						OH1MS	TEFHG	0.00	0.00							
		Local Channel - Dedicated - DS3 per month						OH3MS	TEFHJ	0.00	0.00							
MULTIPLEXERS																		
		Channelization - DS1 to DS0 Channel System						OH1, OH1MS	SATN1	102.85	91.57	62.94	10.87	10.10				
		DS3 to DS1 Channel System per month						OH3, OH3MS	SATNS	170.63	179.17	94.52	34.30	32.82				
		DS3 Interface Unit (DS1 COCI) per month						OH1, OH1MS	SATCO	12.96	6.62	4.74						

LOCAL INTERCONNECTION - North Carolina												Attachment: 3		Exhibit: A				
CATEGORY	RATE ELEMENTS				Interim	Zone	BCS	USOC	RATES (\$)				Svc Order Submitted Elec per LSR	Svc Order Submitted Manually per LSR	Incremental Charge - Manual Svc Order vs. Electronic-1st	Incremental Charge - Manual Svc Order vs. Electronic-Add'l	Incremental Charge - Manual Svc Order vs. Electronic-Disc 1st	Incremental Charge - Manual Svc Order vs. Electronic-Disc Add'l
								Rec	Nonrecurring		Nonrecurring Disconnect		OSS Rates(\$)					
									First	Add'l	First	Add'l	SOMEc	SOMAN	SOMAN	SOMAN	SOMAN	SOMAN
LOCAL INTERCONNECTION (CALL TRANSPORT AND TERMINATION)																		
INTERCARRIER COMPENSATION FOR ISP-BOUND TRAFFIC AND LOCAL TRAFFIC																		
	Single Rate for ISP-Bound Traffic and Local Traffic, per MOU							0.0007										
INTERCARRIER COMPENSATION FOR LOCAL TRANSIT TRAFFIC AND MTA TRAFFIC																		
TANDEM SWITCHING																		
		Tandem Switching Function Per MOU					OHD	0.0012										
		Multiple Tandem Switching, per MOU (applies to initial tandem only)					OHD	0.0012										
		Tandem Intermediary Charge, per MOU*					OHD	0.0015										
* This charge is applicable only to transit traffic and is applied in addition to applicable switching and/or interconnection charges.																		
TRUNK CHARGE																		
		Installation Trunk Side Service - per DS0					OHD		21.55	8.12								
		Dedicated End Office Trunk Port Service-per DS0**					OHD	0.00										
		Dedicated End Office Trunk Port Service-per DS1**					OH1 OH1MS	0.00										
		Dedicated Tandem Trunk Port Service-per DS0**					OHD	0.00										
		Dedicated Tandem Trunk Port Service-per DS1**					OH1 OH1MS	0.00										
** This rate element is recovered on a per MOU basis and is included in the End Office Switching and Tandem Switching, per MOU rate elements																		
COMMON TRANSPORT (Shared)																		
		Common Transport - Per Mile, Per MOU					OHD	0.00001										
		Common Transport - Facilities Termination Per MOU					OHD	0.00034										
LOCAL INTERCONNECTION (DEDICATED TRANSPORT)																		
INTEROFFICE CHANNEL - DEDICATED TRANSPORT																		
		Interoffice Channel - Dedicated Transport - 2-Wire Voice Grade - Per Mile per month					OHL, OHM	1L5NF	0.0282									
		Interoffice Channel - Dedicated Transport- 2- Wire Voice Grade - Facility Termination per month					OHL, OHM	1L5NF	18.00	137.48	52.58							
		Interoffice Channel - Dedicated Transport - 56 kbps - per mile per month					OHL, OHM	1L5NK	0.0282									
		Interoffice Channel - Dedicated Transport - 56 kbps - Facility Termination per month					OHL, OHM	1L5NK	17.40	137.48	52.58							
		Interoffice Channel - Dedicated Transport - 64 kbps - per mile per month					OHL, OHM	1L5NK	0.0282									
		Interoffice Channel - Dedicated Transport - 64 kbps - Facility Termination per month					OHL, OHM	1L5NK	17.40	137.48	52.58							
		Interoffice Channel - Dedicated Channel - DS1 - Per Mile per month					OH1, OH1MS	1L5NL	0.5753									
		Interoffice Channel - Dedicated Tranport - DS1 - Facility Termination per month					OH1, OH1MS	1L5NL	71.29	217.17	163.75							
		Interoffice Channel - Dedicated Transport - DS3 - Per Mile per month					OH3, OH3MS	1L5NM	12.98									
		Interoffice Channel - Dedicated Transport - DS3 - Facility Termination per month					OH3, OH3MS	1L5NM	720.38	794.94	579.55							
LOCAL CHANNEL - DEDICATED TRANSPORT																		
		Local Channel - Dedicated - 2-Wire Voice Grade per month					OHL, OHM	TEFV2	11.24	553.80	89.69							
		Local Channel - Dedicated - 4-Wire Voice Grade per month					OHL, OHM	TEFV4	12.03	562.23	92.67							
		Local Channel - Dedicated - DS1 per month					OH1	TEFHG	27.05	534.48	462.69							
		Local Channel - Dedicated - DS3 Facility Termination per month					OH3	TEFHJ	298.92	438.46	256.30							
LOCAL INTERCONNECTION MID-SPAN MEET																		
NOTE: If Access service ride Mid-Span Meet, one-half the tariffed service Local Channel rate is applicable.																		
		Local Channel - Dedicated - DS1 per month					OH1MS	TEFHG	0.00	0.00								
		Local Channel - Dedicated - DS3 per month					OH3MS	TEFHJ	0.00									
MULTIPLEXERS																		
		Channelization - DS1 to DS0 Channel System					OH1, OH1MS	SATN1	146.69	197.78	140.06							
		DS3 to DS1 Channel System per month					OH3, OH3MS	SATNS	233.10	403.97	234.40							
		DS3 Interface Unit (DS1 COCI) per month					OH1, OH1MS	SATCO	16.07	13.09	9.38							

LOCAL INTERCONNECTION - South Carolina												Attachment: 3		Exhibit: A				
CATEGORY	RATE ELEMENTS				Interim	Zone	BCS	USOC	RATES (\$)				Svc Order Submitted Elec per LSR	Svc Order Submitted Manually per LSR	Incremental Charge - Manual Svc Order vs. Electronic-1st	Incremental Charge - Manual Svc Order vs. Electronic-Add'l	Incremental Charge - Manual Svc Order vs. Electronic-Disc 1st	Incremental Charge - Manual Svc Order vs. Electronic-Disc Add'l
								Rec	Nonrecurring		Nonrecurring Disconnect		OSS Rates(\$)					
									First	Add'l	First	Add'l	SOMEc	SOMAN	SOMAN	SOMAN	SOMAN	SOMAN
LOCAL INTERCONNECTION (CALL TRANSPORT AND TERMINATION)																		
INTERCARRIER COMPENSATION FOR ISP-BOUND TRAFFIC AND LOCAL TRAFFIC																		
	Single Rate for ISP-Bound Traffic and Local Traffic, per MOU							0.0007										
INTERCARRIER COMPENSATION FOR LOCAL TRANSIT TRAFFIC AND MTA TRAFFIC																		
TANDEM SWITCHING																		
		Tandem Switching Function Per MOU						OHD		0.000736								
		Multiple Tandem Switching, per MOU (applies to intial tandem only)						OHD		0.000736								
		Tandem Intermediary Charge, per MOU*						OHD		0.0015								
* This charge is applicable only to transit traffic and is applied in addition to applicable switching and/or interconnection charges.																		
TRUNK CHARGE																		
		Installation Trunk Side Service - per DS0						OHD	TPP++		21.65	8.16						
		Dedicated End Office Trunk Port Service-per DS0**						OHD	TDEOP	0.00								
		Dedicated End Office Trunk Port Service-per DS1**						OH1 OH1MS	TDE1P	0.00								
		Dedicated Tandem Trunk Port Service-per DS0**						OHD	TDWOP	0.00								
		Dedicated Tandem Trunk Port Service-per DS1**						OH1 OH1MS	TDW1P	0.00								
** This rate element is recovered on a per MOU basis and is included in the End Office Switching and Tandem Switching, per MOU rate elements																		
COMMON TRANSPORT (Shared)																		
		Common Transport - Per Mile, Per MOU						OHD		0.0000045								
		Common Transport - Facilities Termination Per MOU						OHD		0.0004095								
LOCAL INTERCONNECTION (DEDICATED TRANSPORT)																		
INTEROFFICE CHANNEL - DEDICATED TRANSPORT																		
		Interoffice Channel - Dedicated Transport - 2-Wire Voice Grade - Per Mile per month						OHL, OHM	1L5NF	0.0167								
		Interoffice Channel - Dedicated Transport- 2- Wire Voice Grade - Facility Termination per month						OHL, OHM	1L5NF	24.30	40.63	27.47	16.77	6.91				
		Interoffice Channel - Dedicated Transport - 56 kbps - per mile per month						OHL, OHM	1L5NK	0.0167								
		Interoffice Channel - Dedicated Transport - 56 kbps - Facility Termination per month						OHL, OHM	1L5NK	16.76	40.63	27.47	16.77	6.91				
		Interoffice Channel - Dedicated Transport - 64 kbps - per mile per month						OHL, OHM	1L5NK	0.0167								
		Interoffice Channel - Dedicated Transport - 64 kbps - Facility Termination per month						OHL, OHM	1L5NK	16.76	40.63	27.47	16.77	6.91				
		Interoffice Channel - Dedicated Channel - DS1 - Per Mile per month						OH1, OH1MS	1L5NL	0.3415								
		Interoffice Channel - Dedicated Tranport - DS1 - Facility Termination per month						OH1, OH1MS	1L5NL	77.14	89.47	81.99	16.39	14.48				
		Interoffice Channel - Dedicated Transport - DS3 - Per Mile per month						OH3, OH3MS	1L5NM	8.02								
		Interoffice Channel - Dedicated Transport - DS3 - Facility Termination per month						OH3, OH3MS	1L5NM	880.65	279.37	163.12	60.33	58.59				
LOCAL CHANNEL - DEDICATED TRANSPORT																		
		Local Channel - Dedicated - 2-Wire Voice Grade per month						OHL, OHM	TEFV2	15.33	193.53	33.24	36.72	3.21				
		Local Channel - Dedicated - 4-Wire Voice Grade per month						OHL, OHM	TEFV4	16.54	193.97	33.68	37.19	3.68				
		Local Channel - Dedicated - DS1 per month						OH1	TEFHG	42.62	177.87	154.06	22.24	15.30				
		Local Channel - Dedicated - DS3 Facility Termination per month						OH3	TEFHJ	446.00	452.52	264.53	119.75	83.77				
LOCAL INTERCONNECTION MID-SPAN MEET																		
NOTE: If Access service ride Mid-Span Meet, one-half the tariffed service Local Channel rate is applicable.																		
		Local Channel - Dedicated - DS1 per month						OH1MS	TEFHG	0.00	0.00							
		Local Channel - Dedicated - DS3 per month						OH3MS	TEFHJ	0.00	0.00							
MULTIPLEXERS																		
		Channelization - DS1 to DS0 Channel System						OH1, OH1MS	SATN1	107.57	91.24	62.71	10.56	9.81				
		DS3 to DS1 Channel System per month						OH3, OH3MS	SATNS	144.02	178.54	94.18	33.33	31.90				
		DS3 Interface Unit (DS1 COCI) per month						OH1, OH1MS	SATCO	8.64	6.59	4.73						

LOCAL INTERCONNECTION - Tennessee												Attachment: 3		Exhibit: A											
CATEGORY	RATE ELEMENTS					Interim	Zone	BCS	USOC	RATES (\$)					Svc Order Submitted Elec per LSR	Svc Order Submitted Manually per LSR	Incremental Charge - Manual Svc Order vs. Electronic-1st	Incremental Charge - Manual Svc Order vs. Electronic-Add'l	Incremental Charge - Manual Svc Order vs. Electronic-Disc 1st	Incremental Charge - Manual Svc Order vs. Electronic-Disc Add'l					
										Rec	Nonrecurring First	Add'l	Nonrecurring First	Disconnect Add'l	OSS Rates(\$)					SOMEc	SOMAN	SOMAN	SOMAN	SOMAN	SOMAN
LOCAL INTERCONNECTION (CALL TRANSPORT AND TERMINATION)																									
INTERCARRIER COMPENSATION FOR ISP-BOUND TRAFFIC AND LOCAL TRAFFIC																									
	Single Rate for ISP-Bound Traffic and Local Traffic, per MOU									0.0007															
INTERCARRIER COMPENSATION FOR LOCAL TRANSIT TRAFFIC AND MTA TRAFFIC																									
TANDEM SWITCHING																									
	Tandem Switching Function Per MOU							OHD		0.0009778															
	Multiple Tandem Switching, per MOU (applies to intial tandem only)							OHD		0.0009778															
	Tandem Intermediary Charge, per MOU*							OHD		0.0015															
* This charge is applicable only to transit traffic and is applied in addition to applicable switching and/or interconnection charges.																									
TRUNK CHARGE																									
	Installation Trunk Side Service - per DS0							OHD	TPP++		21.59	8.09													
	Dedicated End Office Trunk Port Service-per DS0**							OHD	TDEOP	0.00															
	Dedicated End Office Trunk Port Service-per DS1**							OH1 OH1MS	TDE1P	0.00															
	Dedicated Tandem Trunk Port Service-per DS0**							OHD	TDWOP	0.00															
	Dedicated Tandem Trunk Port Service-per DS1**							OH1 OH1MS	TDW1P	0.00															
** This rate element is recovered on a per MOU basis and is included in the End Office Switching and Tandem Switching, per MOU rate elements																									
COMMON TRANSPORT (Shared)																									
	Common Transport - Per Mile, Per MOU							OHD		0.0000064															
	Common Transport - Facilities Termination Per MOU							OHD		0.0003871															
LOCAL INTERCONNECTION (DEDICATED TRANSPORT)																									
INTEROFFICE CHANNEL - DEDICATED TRANSPORT																									
	Interoffice Channel - Dedicated Transport - 2-Wire Voice Grade - Per Mile per month							OHL, OHM	1L5NF	0.0174															
	Interoffice Channel - Dedicated Transport- 2- Wire Voice Grade - Facility Termination per month							OHL, OHM	1L5NF	18.58	55.39	17.37	27.96	3.51											
	Interoffice Channel - Dedicated Transport - 56 kbps - per mile per month							OHL, OHM	1L5NK	0.0174															
	Interoffice Channel - Dedicated Transport - 56 kbps - Facility Termination per month							OHL, OHM	1L5NK	17.98	55.39	17.37	27.96	3.51											
	Interoffice Channel - Dedicated Transport - 64 kbps - per mile per month							OHL, OHM	1L5NK	0.0174															
	Interoffice Channel - Dedicated Transport - 64 kbps - Facility Termination per month							OHL, OHM	1L5NK	17.98	55.39	17.37	27.96	3.51											
	Interoffice Channel - Dedicated Channel - DS1 - Per Mile per month							OH1, OH1MS	1L5NL	0.3562															
	Interoffice Channel - Dedicated Tranport - DS1 - Facility Termination per month							OH1, OH1MS	1L5NL	77.86	112.40	76.27	19.55	14.99											
	Interoffice Channel - Dedicated Transport - DS3 - Per Mile per month							OH3, OH3MS	1L5NM	2.34															
	Interoffice Channel - Dedicated Transport - DS3 - Facility Termination per month							OH3, OH3MS	1L5NM	848.99	395.29	176.56	109.04	105.91											
LOCAL CHANNEL - DEDICATED TRANSPORT																									
	Local Channel - Dedicated - 2-Wire Voice Grade per month							OHL, OHM	TEFV2	19.43	199.33	24.16	54.81	4.80											
	Local Channel - Dedicated - 4-Wire Voice Grade per month							OHL, OHM	TEFV4	20.56	201.53	24.83	55.52	5.51											
	Local Channel - Dedicated - DS1 per month							OH1	TEFHG	40.99	277.35	233.26	33.18	22.30											
	Local Channel - Dedicated - DS3 Facility Termination per month							OH3	TEFHJ	611.30	595.37	304.50	215.82	151.15											
LOCAL INTERCONNECTION MID-SPAN MEET																									
NOTE: If Access service ride Mid-Span Meet, one-half the tariffed service Local Channel rate is applicable.																									
	Local Channel - Dedicated - DS1 per month							OH1MS	TEFHG	0.00	0.00														
	Local Channel - Dedicated - DS3 per month							OH3MS	TEFHJ	0.00	0.00														
MULTIPLEXERS																									
	Channelization - DS1 to DS0 Channel System							OH1, OH1MS	SATN1	80.77	141.87	77.11	44.47	42.62											
	DS3 to DS1 Channel System per month							OH3, OH3MS	SATNS	222.98	308.03	108.47	6.34	4.23											
	DS3 Interface Unit (DS1 COCI) per month							OH1, OH1MS	SATCO	17.58	6.07	4.66													

Attachment 4

Collocation

BELLSOUTH COLLOCATION

1. Scope of Attachment

- 1.1 The rates, terms, and conditions contained within this Attachment shall only apply when <customer_short_name> is collocated as a sole occupant or as a Host within a BellSouth premises location pursuant to this Attachment. BellSouth premises include BellSouth Central Offices and Serving Wire Centers; all buildings or similar structures owned, leased, or otherwise controlled by BellSouth that house its network facilities; all structures that house BellSouth facilities on public rights-of-ways, including but not limited to vaults containing loop concentrators or similar structures; and all land owned, leased, or otherwise controlled by BellSouth that is adjacent to BellSouth's Central Offices, Serving Wire Centers, buildings and structures (hereinafter "Premises"). BellSouth Remote Site Locations ("Remote Site Locations") include cabinets, huts and controlled environmental vaults owned or leased by BellSouth that house BellSouth Network Facilities. If the Premises occupied by BellSouth is leased by BellSouth from a third party or otherwise controlled by a third party, special considerations and/or intervals may apply in addition to the terms and conditions contained in this Attachment. BellSouth will inform <customer_short_name> if a Premises is leased when special considerations and/or intervals may be applicable.
- 1.2 If BellSouth provides collocation to other telecommunications carriers, or to a BellSouth Affiliate, BellSouth will provide the same collocation to <customer_short_name> at rates, terms and conditions no less favorable to <customer_short_name> than those provided by BellSouth to other telecommunications carriers, or to a BellSouth Affiliate.
- 1.3 Right to Occupy. BellSouth shall offer to <customer_short_name> collocation on rates, terms, and conditions that are just, reasonable, non-discriminatory and in full compliance with the rules and orders of the FCC and the Commission. Subject to the rates, terms and conditions of this Attachment, where space is available and it is technically feasible, BellSouth will allow <customer_short_name> to occupy a certain area designated by BellSouth within a Premises or on BellSouth property upon which the Premises is located of a size which is specified by <customer_short_name> and agreed to by BellSouth (hereinafter "Collocation Space", or "Remote Site Collocation Space"). To the extent not contained herein, the necessary rates, terms and conditions for collocation at Premises, as defined by the FCC above, shall be negotiated upon reasonable request for collocation at such Premises.
- 1.4 Space Reservation.
- 1.4.1 Neither BellSouth nor any of BellSouth's Affiliates may reserve space for future use on more preferential terms than those set forth in Sections 1.4.2 and 1.4.3 of this Attachment.

- 1.4.2 In all states other than Florida, the size, or rack/bay(s) in a Remote Site Location, specified by <customer_short_name> may contemplate a request for space sufficient to accommodate <customer_short_name>'s growth within a twenty-four (24) month period.
- 1.4.3 In the state of Florida, the size, or rack/bay(s) in a Remote Site Location, specified by <customer_short_name> may contemplate a request for space sufficient to accommodate <customer_short_name>'s growth within an eighteen (18) month period.
- 1.5 Space Allocation. BellSouth shall use best efforts to accommodate <customer_short_name>'s requested preferences, if any, including the provision of contiguous space for any subsequent request for collocation. In allocating Collocation Space, BellSouth shall not (a) materially increase <customer_short_name>'s cost or materially delay <customer_short_name>'s occupation and use of the Collocation Space, (b) assign Collocation Space that will impair the quality of service or otherwise limit the service <customer_short_name> wishes to offer, (c) reduce unreasonably the total space available for physical collocation at a Premise, or preclude unreasonably physical collocation within the Premises. Consistent with the foregoing, BellSouth shall assign <customer_short_name> collocation space within Premises that utilizes existing infrastructure (e.g., HVAC, lighting and available power), if such space is available for collocation. Space shall not be available for collocation if it is: (a) physically occupied by non-obsolete equipment; (b) assigned to another collocated telecommunications carrier; (c) used to provide physical access to occupied space; (d) used to enable technicians to work on equipment located within occupied space; (e) properly reserved for future use, either by BellSouth or another collocated telecommunications carrier; or (f) essential for the administration and proper functioning of Premises. BellSouth may segregate Collocation Space and require separate entrances for collocated telecommunications carriers to access their Collocation Space, pursuant to FCC Rules.
- 1.6 Space Reclamation. In the event of space exhaust within a Premises, BellSouth may include in its documentation for the Petition for Waiver filed with the Commission, any unutilized space in the Premises. <customer_short_name> will be responsible for the justification of unutilized space within its Collocation Space, if the Commission requires such justification.
- 1.7 Virtual Collocation Space Reservation. BellSouth shall relinquish any space held for future use before denying a request for virtual collocation on the grounds of space limitations, unless BellSouth proves to the Commission that virtual collocation at that point is not technically feasible.
- 1.8 Use of Space. <customer_short_name> shall use the Collocation Space for the purposes of installing, maintaining and operating <customer_short_name>'s equipment (to include testing and monitoring equipment) necessary for interconnection or for

- accessing unbundled network elements in accordance with the Act and FCC and Commission rules.
- 1.9 The Parties agree to comply with all applicable federal, state, county, local and administrative laws, rules, ordinances, regulations and codes in the performance of their obligations.
- 1.10 Service Coordination. The Parties shall coordinate, where necessary, to ensure that the Collocation Space is provisioned in accordance with the specifications submitted by <customer_short_name> in its Application, as affirmed by the Bona Fide Firm Order (“BFFO”) or as jointly amended thereafter. BellSouth will provide the necessary infrastructure to support <customer_short_name>’s request(s) pursuant to this Agreement.
- 2. Space Availability Report**
- 2.1 Upon request from <customer_short_name> and at the <customer_short_name>’s expense, BellSouth will provide a written report (Space Availability Report) describing in detail the space that is available for collocation at a particular Premises. This report will include the amount of Collocation Space available at the Premises requested, the number of collocators present at the Premises, any modifications in the use of the space since the last report on the Premises requested and the measures BellSouth is taking to make additional space available for collocation arrangements. A Space Availability Report does not reserve space at the Premises for which the Space Availability Report was requested by <customer_short_name>.
- 2.1.1 The request from <customer_short_name> for a Space Availability Report must be in writing and include the Premises street address, as identified in the Local Exchange Routing Guide (LERG) and Common Language Location Identification (CLLI) code of the Premises. CLLI code information is located in the National Exchange Carrier Association (NECA) Tariff FCC No. 4.
- 2.1.1.1 If <customer_short_name> is unable to obtain the CLLI code for the Remote Site Location from, for example, a site visit to the remote site, <customer_short_name> may request the CLLI code from BellSouth. To obtain a CLLI code for a Remote Site Location directly from BellSouth, <customer_short_name> should submit to BellSouth a Remote Site Interconnection Request (the Request) for the Serving Wire Center CLLI code prior to submitting its request for a Space Availability Report. <customer_short_name> should complete all the requested information and submit the Request to BellSouth. BellSouth will bill the applicable fee as set forth in Exhibit B of this Attachment.
- 2.1.2 BellSouth will respond to a request for a Space Availability Report for a particular Premises within ten (10) calendar days of the receipt of such a request. If BellSouth cannot meet the ten (10) calendar day response time, BellSouth shall notify

<customer_short_name> and inform <customer_short_name> of the timeframe under which it can respond.

- 2.2 Remote Site Information. Upon written request, BellSouth will provide <customer_short_name> with the following information concerning BellSouth's remote sites: (i) the address of the remote site; (ii) the CLLI code of the remote site; (iii) the carrier serving area of the remote site; (iv) the designation of which remote sites subtend a particular central office; and (v) the number and address of customers that are served by a particular remote site.
- 2.3 BellSouth will provide this information on a first come, first served basis within thirty (30) calendar days of <customer_short_name>'s request subject to the following conditions: (i) the information will only be provided on a CD in the same format in which it appears in BellSouth's systems; (ii) the information will only be provided for each serving wire center designated by <customer_short_name>, up to a maximum of thirty (30) wire centers per <customer_short_name> request per month per state, and up to a maximum of one hundred twenty (120) wire centers total per month per state for all CLECs; and (iii) <customer_short_name> agrees to pay the cost as set forth in Exhibit B.
3. **Collocation Options**
- 3.1 Cageless. BellSouth shall allow <customer_short_name> to collocate <customer_short_name>'s equipment and facilities without requiring the construction of a cage or similar structure. BellSouth shall allow <customer_short_name> to have direct access to <customer_short_name>'s equipment and facilities in accordance with Section 5.19 below. BellSouth shall make cageless collocation available in single rack/bay increments. Except where <customer_short_name>'s equipment requires special technical considerations (e.g., special cable racking or isolated ground plane), BellSouth shall assign cageless Collocation Space in conventional equipment rack lineups where feasible. For equipment requiring special technical considerations, <customer_short_name> must provide the equipment layout, including spatial dimensions for such equipment pursuant to generic requirements contained in Telcordia GR-63-Core, and shall be responsible for compliance with all special technical requirements associated with such equipment.
- 3.2 Caged. BellSouth will make caged collocation available in fifty (50) square foot increments, which should be sufficient enough, to collocate a single rack/bay of equipment. At <customer_short_name>'s expense, <customer_short_name> will arrange with a Supplier certified by BellSouth (BellSouth Certified Supplier) to construct a collocation arrangement enclosure in accordance with BellSouth's reasonable and nondiscriminatory Technical References (TRs) (Specifications), where technically feasible as that term has been defined by the FCC, prior to starting equipment installation. BellSouth will provide Specifications to its BellSouth Certified Suppliers. Where local building codes require enclosure specifications more stringent than BellSouth's enclosure Specifications, <customer_short_name> and

<customer_short_name>'s BellSouth Certified Supplier must comply with the more stringent local building code requirements. <customer_short_name>'s BellSouth Certified Supplier shall be responsible for filing and receiving any and all necessary permits and/or licenses for such construction. BellSouth shall cooperate with <customer_short_name> and provide, at <customer_short_name>'s expense, the documentation, including existing building architectural drawings, enclosure drawings, and Specifications required and necessary for <customer_short_name>'s BellSouth Certified Supplier to obtain the zoning, permits and/or other licenses. <customer_short_name>'s BellSouth Certified Supplier shall bill <customer_short_name> directly for all work performed for <customer_short_name> pursuant to this Attachment. BellSouth shall have no liability for, nor responsibility to pay, such charges imposed by <customer_short_name>'s BellSouth Certified Supplier. Upon request, BellSouth shall construct the enclosure for <<customer_short_name.

- 3.2.1 BellSouth may elect to review <customer_short_name>'s plans and specifications prior to allowing construction to start, to ensure compliance with BellSouth's Specifications. BellSouth will notify <customer_short_name> of its desire to execute this review in BellSouth's response to the Initial Application, if <customer_short_name> has indicated its desire to construct its own enclosure. If <customer_short_name>'s Initial Application does not indicate its desire to construct its own enclosure, but its subsequent firm order does indicate its desire to construct its own enclosure, then notification to review will be given within ten (10) calendar days after the Firm Order date. BellSouth shall complete its review within fifteen (15) calendar days after the receipt of <customer_short_name>'s plans and specifications. Regardless of whether or not BellSouth elects to review <customer_short_name>'s plans and specifications, BellSouth reserves the right to inspect the enclosure after construction has been completed to ensure that it is constructed according to <customer_short_name>'s submitted plans and specifications and/or BellSouth's Specifications, as applicable. If BellSouth decides to inspect the constructed Collocation Space, BellSouth will complete its inspection within fifteen (15) calendar days after receipt of written notification of completion of the enclosure from <customer_short_name>. BellSouth may require <customer_short_name> to remove or correct within seven (7) calendar days, at <customer_short_name>'s expense, any structure that materially deviates from <customer_short_name>'s plans and specifications or BellSouth's Specifications, if applicable. If <customer_short_name> requests BellSouth to construct the enclosure or do any other work, <customer_short_name> reserves the right to inspect the enclosure or work performed by BellSouth and review any plans or specifications related to the same.

- 3.3 Shared Caged Collocation. <customer_short_name> may allow other telecommunications carriers to share <customer_short_name>'s caged collocation arrangement, where technically feasible as that term has been defined by the FCC, pursuant to the terms and conditions agreed to by <customer_short_name> (Host) and the other telecommunications carriers (Guests) pursuant to this Section, except where the Premises is located within a leased space and BellSouth is prohibited by said lease from offering such an option to <customer_short_name> or is located on property for

- which BellSouth holds an easement and such easement does not permit such an option for a Remote Site Location. BellSouth shall be notified in writing by <customer_short_name> upon the execution of any agreement between the Host and its Guest(s) prior to the submission of any application. Further, such notification shall include the name of the Guest(s), the term of the agreement, and a certification by <customer_short_name> that said agreement imposes upon the Guest(s) the same terms and conditions for Collocation Space as set forth in this Attachment between BellSouth and <customer_short_name>.
- 3.3.1 <customer_short_name>, as the Host, shall be the sole interface and responsible Party to BellSouth for the assessment and billing of rates and charges contained within this Attachment and for the purposes of ensuring that the safety and security requirements of this Attachment are fully complied with by the Guest(s), its employees and agents. BellSouth shall provide <customer_short_name> with a proration of the costs of the Collocation Space based on the number of collocators and the space used by each. BellSouth will not allocate less than one (1) rack/bay per Host/Guest. In those instances where the Host permits a Guest to use a shelf within the Host's bay within a Remote Site Location, BellSouth will not prorate the cost of the bay. In all other states than Florida, and in addition to the above, <customer_short_name> shall be the responsible party to BellSouth for the purpose of submitting applications for initial and additional equipment placement for the Guest(s). In Florida, the Guest(s) may submit its own initial and additional equipment placement applications using the Host's Access Carrier Name Abbreviation (ACNA), provided that Guest secures permission from <customer_short_name> to use <customer_short_name>'s ACNA and password. A separate Guest application shall result in the assessment of a Remote Site Application Fee, an Initial Application Fee or a Subsequent Application Fee, as set forth in Exhibit B, which will be billed to the Host on the date that BellSouth provides its written response to the Guest(s) Bona Fide Application (Application Response).
- 3.3.2 Notwithstanding the foregoing, the Guest(s) may submit service orders directly to BellSouth to request the provisioning of interconnecting facilities between BellSouth and the Guest(s), the provisioning of services, and access to unbundled network elements. The bill for these interconnecting facilities, services and access to UNEs will be charged to the Guest(s) pursuant to the applicable Tariff or the Guest's Interconnection Agreement with BellSouth.
- 3.3.3 <customer_short_name> shall indemnify and hold harmless BellSouth from any and all claims, actions, causes of action, of whatever kind or nature arising out of the presence of <customer_short_name>'s Guest(s) in the Collocation Space, except to the extent caused by BellSouth's, its employees' or agents' negligence, gross negligence, or willful misconduct.
- 3.3.4 In making shared caged arrangements available, whether or not <customer_short_name> serves as Host, BellSouth may not increase the cost of site preparation or nonrecurring charges above the cost of provisioning such a shared arrangement of similar dimensions and material to a single collocating party.

- 3.4 Shared Remote Site Cageless Collocation. Subject to the requirements set forth in Section 3.3 above, to the extent BellSouth is permitted to offer shared collocation at Remote Site locations by property or easement owners, BellSouth will permit shared cageless collocation at such locations, where technically feasible, and space is available.
- 3.5 Adjacent Collocation. Subject to technical feasibility and space availability, BellSouth will permit an adjacent collocation arrangement (Adjacent Arrangement) on Premises' property only when space within the Premises is legitimately exhausted and where the Adjacent Arrangement does not interfere with access to existing or planned structures or facilities on the Premises' property. An Adjacent Arrangement shall be constructed or procured by <customer_short_name> and must be in conformance with reasonable and nondiscriminatory provisions of BellSouth's design and construction Specifications. Further, <customer_short_name> shall construct, procure, maintain and operate said Adjacent Arrangement(s) pursuant to all of the applicable rates, terms and conditions set forth in this Attachment. Additional rates, where applicable, shall be negotiated at the time of the application for the Remote Site Adjacent Arrangement.
- 3.5.1 If <customer_short_name> requests Adjacent Collocation, pursuant to the conditions stated in Section 3.5 above, <customer_short_name> must arrange with a BellSouth Certified Supplier to construct the Adjacent Arrangement structure in accordance with BellSouth's Specifications. BellSouth will provide Specifications upon request. Where local building codes require enclosure specifications more stringent than BellSouth's Specifications, <customer_short_name> and <customer_short_name>'s BellSouth Certified Supplier must comply with the more stringent local building code requirements. <customer_short_name>'s BellSouth Certified Supplier shall be responsible for filing and receiving any and all necessary zoning, permits and/or licenses for such construction. <customer_short_name>'s BellSouth Certified Supplier shall bill <customer_short_name> directly for all work performed for <customer_short_name> pursuant to this Attachment. BellSouth shall have no liability for, nor responsibility to pay, such charges imposed by <customer_short_name>'s BellSouth Certified Supplier.
- 3.5.2 <customer_short_name> must submit its Adjacent Arrangement construction plans and specifications to BellSouth when it places its Firm Order. BellSouth shall review <customer_short_name>'s plans and specifications prior to construction of an Adjacent Arrangement(s) to ensure <customer_short_name>'s compliance with BellSouth's Specifications. BellSouth shall complete its review within fifteen (15) calendar days after receipt of the plans and specifications from <customer_short_name> for the Adjacent Arrangement. BellSouth may inspect the Adjacent Arrangement during and after construction is completed to ensure that it is constructed according to <customer_short_name>'s submitted plans and specifications. If BellSouth decides to inspect the completed Adjacent Arrangement, BellSouth will complete its inspection within fifteen (15) calendar days after receipt of

- written notification of completion of the enclosure from <customer_short_name>. BellSouth may require <customer_short_name> to remove or correct within seven (7) calendar days at <customer_short_name>'s expense, any structure that materially deviates from its submitted plans and specifications or BellSouth's Specifications, if applicable.
- 3.5.3 <customer_short_name> shall provide a concrete pad, the structure housing the arrangement, heating/ventilation/air conditioning (HVAC), lighting, and all of the facilities that are required to connect the structure (i.e., racking, conduits, etc.) to the BellSouth point of demarcation. At <customer_short_name>'s option, and where the local authority having jurisdiction permits, BellSouth shall provide an AC power source and access to physical collocation services and facilities, subject to the same nondiscriminatory requirements as those applicable to any other physical collocation arrangement. In Alabama and Louisiana, BellSouth will provide DC power, to Adjacent Collocation sites where technically feasible, as that term has been defined by the FCC subject to individual case basis pricing that complies with the pricing standards of Sections 251 and 252 of the Act. <customer_short_name>'s BellSouth Certified Supplier shall be responsible, at <customer_short_name>'s sole expense, for filing and receiving any and all necessary zoning, permits and/or licenses for an Adjacent Arrangement. BellSouth shall allow shared use of the Adjacent Arrangement pursuant to the terms and conditions set forth in Section 3.4 above.
- 3.5.4 In the event that interior space in a BellSouth Premises becomes available, and subject to the provisions of Section 6.6 of this Attachment, <customer_short_name> may, at its option, relocate its equipment from an adjacent facility into the interior space subject to the rates, terms and conditions of this Attachment 4.
- 3.6 Other Physical Collocation Arrangements. BellSouth will provide other collocation arrangements that have been demonstrated to be technically feasible. A previously successful method of obtaining interconnection or access to unbundled network elements at a particular premises or point on any incumbent LEC's network is substantial evidence that such method is technically feasible in the case of substantially similar network premises or points. In seeking a particular collocation arrangement, either physical or virtual, <customer_short_name>, is entitled to a presumption that such arrangement is technically feasible if any LEC has deployed such collocation arrangement in any incumbent LEC premises.
- 3.7 Virtual Collocation. Virtual Collocation will be made available according to the terms and conditions described in BellSouth's FCC Tariff No. 1 for all states except Florida, which will be made available pursuant to the terms and conditions contained in the Florida Access Tariff. BellSouth shall provide Virtual Collocation at the rates set forth in Exhibit B of this Attachment. If there are any inconsistencies between BellSouth's FCC Tariff No. 1 or the Florida Access Tariff, and this Agreement, the rates, terms, and conditions of this Agreement shall control.

- 3.7.1 Virtual Collocation would occur when <customer_short_name> provides and leases to BellSouth its transmission and other collocation equipment dedicated to <customer_short_name>'s use. <customer_short_name> will be responsible for monitoring and controlling <customer_short_name>'s circuits terminating at BellSouth's Premises. Once space preparation is complete, and upon <customer_short_name>'s request, <customer_short_name> shall contract with a BellSouth Certified Supplier to install all equipment and facilities in accordance with BellSouth's guidelines and Specifications. <customer_short_name> shall be responsible for all costs of the BellSouth Certified Supplier's installation of <customer_short_name>'s virtual collocation arrangement. <customer_short_name> shall be responsible for all engineering associated with the installation and the provision of the equipment, necessary supplies and related documentation related to provisioning <customer_short_name>'s virtual collocation space. BellSouth will maintain and repair such equipment under the same intervals and with the same or better failure rates for performance of similar functions for comparable BellSouth equipment. Maintenance may include the change out of electronic cards provided by <customer_short_name>.
- 3.7.2 <customer_short_name> may purchase the equipment from a third party, and is not required to purchase the equipment from BellSouth.
- 3.7.3 BellSouth will make available digital, analog and fiber cross connects for Virtual Collocation at the rates contained in Exhibit B of this Attachment.
- 3.8 Remote Site Collocation. Remote Site Collocation is the placement of <customer_short_name> owned facilities and equipment in BellSouth remote sites. Equipment ownership, maintenance and insurance are the responsibility of the <customer_short_name> or their approved agent. The minimum amount of a Remote Site Collocation arrangement is one bay/rack.
- 3.8.1 For equipment requiring special technical considerations, <customer_short_name> must provide the equipment layout, including spatial dimensions for such equipment pursuant to the generic requirements contained in Telcordia GR-63-Core, and shall be responsible for compliance with all special technical requirements associated with such equipment pursuant to Sections 3.8.2 and 3.8.3 following.
- 3.8.2 <customer_short_name> may elect to connect to a feeder line by submitting a service inquiry for that UNE to the Complex Resale Support Group, as follows:
- 3.8.2.1 connection to a BellSouth feeder line (when technically feasible) is achieved via cross connects located near the BellSouth equipment inside the Remote Site Location. In this case, the point of demarcation is the DSX, feeder distribution interface, or LGX panel in the Remote Site Location.
- 3.8.2.2 connection of the <customer_short_name> owned or leased entrance facilities into the Remote Site Collocation Space from <customer_short_name>'s own point of presence

is permitted. However, BellSouth will designate the point of entrance at the Remote Site location housing the collocation space, so that it is physically accessible to both Parties.

3.8.3 Distribution lines will be accessed through <customer_short_name>'s provision of a copper cable through a conduit from the Remote Site collocation space to the feeder distribution interface of sufficient length for splicing. BellSouth will splice this cable to the distribution cable at the feeder distribution interface in 8-pair increments.

3.8.4 Virtual Collocation in the Remote Site. Virtual Collocation provides for the placement of <customer_short_name> owned equipment and facilities in a BellSouth Remote Site. The minimum amount of space offered for a virtual collocation arrangement is one rack/bay. BellSouth will lease <customer_short_name>'s entrance fiber or cable (to include copper) cabling and equipment for the nominal fee of one dollar. <customer_short_name>'s certified supplier will install the equipment in the rack/bay. BellSouth will then be responsible for performing all installation, maintenance and repair of the Virtual in the Remote Site plug-ins, when <customer_short_name> requests such work via a Service Order or Maintenance ticket.

3.9 [Parties Disagree]

[<customer_short_name> Version] Cross Connect. **A cross-connection (cross-connect) is a cabling scheme between cabling runs subsystems, and equipment using patch cords or jumper wires that attach to connection hardware on each end, as defined and described by the FCC in its applicable rules and orders. A cross connect may consist of a jumper on a frame (Main Distribution or Intermediate Distribution) or panel (DSX or LGX) that is used to connect equipment and/or facility terminations together. For collocation arrangements, the definition of cross connect will also include the tie cable connecting the frame/panel with the collocation demarc if the demarc is located at a point other than the frame/panel (POT Bay). A cross connect involved in connecting equipment/facility terminations with equipment/facility terminations associated with a collocation arrangement, either physical or virtual, is ordered separately and is charged at the rates found in Attachment 2 or Attachment 4. A cross connect involved in the provision of services not associated with a collocation arrangement is not ordered but is a part of the provisioning of the service.**

[BellSouth Version] Cross Connect. A cross connect is a jumper on a frame (Main Distribution or Intermediate Distribution) or panel (DSX or LGX) that is used to connect equipment and/or facility terminations together. For collocation arrangements, the definition of cross connect will also include the tie cable connecting the frame/panel with the collocation demarc if the demarc is located at a point other than the frame/panel (POT Bay). A cross connect involved in connecting equipment/facility terminations with equipment/facility terminations associated with a collocation arrangement, either physical or virtual, is ordered separately and is charged at the rates found in Attachment 2 or Attachment 4.

- 3.10 Co-Carrier Cross Connect (CCXC). CCXCs are cross connects between <customer_short_name> and another collocated telecommunications carrier other than BellSouth in the same Premises. Where technically feasible, BellSouth will permit <customer_short_name> to interconnect directly between its virtual or physical collocation arrangements and those of another collocated telecommunications carrier within the same Premises via CCXCs and the associated cabling necessary to complete the interconnection consistent with FCC Rule 51.323. Both <customer_short_name>'s agreement and the other collocated telecommunications carrier's agreement must contain rates, terms and conditions for CCXCs. BellSouth applicable charges will be imposed on the requesting telecommunications carrier. <<customer-short_name>> is prohibited from using the Collocation Space for the sole or primary purpose of cross connecting to other collocated telecommunications carriers.
- 3.10.1 <customer_short_name> may provision the CCXC using its own technicians, if certified as a BellSouth Certified Supplier, or contract with a BellSouth Certified Supplier to place the CCXC. The CCXC shall be provisioned through facilities owned or leased by <customer_short_name>. Such connections to other collocated telecommunications carriers may be made using either optical or electrical facilities (lit or dark). In cases where <customer_short_name>'s equipment and the equipment of the other collocated telecommunications carrier are located in contiguous caged Collocation Spaces, <customer_short_name> may use its own technicians to install CCXCs using either electrical or optical facilities (and associated patch cords, jumper cables, tie-pairs, etc.) between the equipment of both collocated telecommunication carriers and construct a dedicated cable support structure, if needed, between the two contiguous cages. <customer_short_name> shall deploy such optical or electrical connections directly between its own facilities and the facilities of another collocated telecommunications carrier without being routed through BellSouth's equipment. <customer_short_name> shall not provision CCXC on any BellSouth distribution frame, POT (Point of Termination) Bay, DSX (Digital System Cross Connect), or LGX (Light Guide Cross Connect). <customer_short_name> is responsible for ensuring the integrity of the signal.
- 3.10.2 The CCXC fees provided for in this Agreement shall not apply when BellSouth has installed fiber or copper/coax cable support structure, pursuant to the terms and conditions of previous interconnection agreements between the Parties, that has been paid in full by <customer_short_name> via nonrecurring CCXC charges. If <customer_short_name> has ordered a service that originates from its collocation space and terminates to another collocater's space in the same BellSouth Premises, which caused a BellSouth technician to jumper the two collocation spaces together using <customer_short_name> specific connecting facility assignments (CFAs) provided by <customer_short_name> and the other collocater at a BellSouth frame, panel or existing POT bay (wherever the point of demarcation resides), then BellSouth will permit these cross connections to remain in-service as provisioned and at the rates at which they were provisioned ("grandfathered").

- 3.10.3 <customer_short_name> shall be responsible for providing a letter of authorization (LOA), with the application, to BellSouth from the other collocated telecommunications carrier to which it will be cross-connecting <customer_short_name> provisioned CCXC shall utilize common cable support structure. There will be a recurring charge per linear foot, per cable, of common cable support structure used. In the case of two contiguous caged collocation arrangements, <customer_short_name> may use its own technicians to construct the dedicated support structure between the two collocation arrangements.
- 3.10.4 To request or self-provision CCXCs, <customer_short_name> must submit a Remote Site Application, an Initial Application or Subsequent Application to BellSouth. If no modification to the Collocation Space is requested other than the placement of CCXCs, the Co-Carrier Cross Connect/Direct Connect Only Application Fee for CCXCs, as set forth in Exhibit B, will apply. If modifications, in addition to the placement of CCXCs, are requested, the Initial Application or Subsequent Application Fee will apply as appropriate. BellSouth will bill this nonrecurring fee on the date that it provides an Application Response to <customer_short_name>. If the CCXC is requested as part of an Initial Application, only the Initial Application Fee shall apply, plus any other applicable charges.
- 3.10.5 If requested by <customer_short_name>, BellSouth will provision additional cable racking, if insufficient capacity is available to support <customer_short_name>'s request to provision a CCXC itself.
- 3.11 Direct Connect (DC). BellSouth will permit <customer_short_name> to interconnect directly between <customer_short_name>'s virtual and/or physical collocation arrangements within the same Premises by utilizing a DC. <customer_short_name> must use a BellSouth Certified Supplier to place the DC. The DC shall be provisioned through facilities owned by <customer_short_name>. In those cases where <customer_short_name>'s virtual and/or physical collocation space is contiguous in the central office, <customer_short_name> will have the option of using <customer_short_name>'s own technicians to deploy DC's using either electrical or optical facilities between the collocation spaces and constructing its own dedicated cable support structure. <customer_short_name> will deploy such optical or electrical connections directly between its own facilities without being routed through BellSouth equipment. <customer_short_name> may not self-provision DC's on any BellSouth distribution frame, POT, DSX (Digital System Cross-connect) or LGX (Light Guide Cross-connect).
- 3.11.1 <customer_short_name> is responsible for ensuring the integrity of the signal. <customer_short_name>-provisioned DC's shall utilize common cable support structure. There will be a recurring charge per linear foot, and a nonrecurring charge per cable, of the actual common cable support structure used. In the case of two contiguous collocation arrangements, <customer_short_name> will have the option of using <customer_short_name>'s own technicians to construct its own dedicated support structure.

- 3.11.2 To request or self-provision DCs, <customer_short_name> must submit an Initial Application or Subsequent Application. If no modification to the Collocation Space is requested other than the placement of DC's, the Co-Carrier Cross Connect/Direct Connect Only Application Fee for DC, as defined in Exhibit B, will apply. If modifications in addition to the placement of DC's are requested, the Initial Application or Subsequent Application Fee will apply. This nonrecurring fee will be billed by BellSouth on the date that BellSouth provides an Application Response.

4. Occupancy

- 4.1 Space Ready Date. BellSouth will notify <customer_short_name> in writing when the Collocation Space is ready for occupancy ("Space Ready Date").
- 4.2 Acceptance Walkthrough. <customer_short_name> will schedule and complete an acceptance walkthrough of the Collocation Space with BellSouth within fifteen (15) calendar days of the Space Ready Date. BellSouth will correct any deviations from <customer_short_name>'s original or jointly amended application requirements within seven (7) calendar days after the walkthrough, unless the Parties jointly agree upon a different time frame or mutually agree to accept the deviations. BellSouth will notify <customer_short_name> of a new Space Ready Date upon resolution of any deviations that require correction. Another acceptance walkthrough will then be scheduled and conducted within fifteen (15) calendar days of the new Space Ready Date. This follow-up acceptance walkthrough will be limited to only those items identified in the initial walkthrough. This process will continue until the Space Acceptance Date as defined below in Section 4.3 following. <customer_short_name> must notify BellSouth in writing that collocation equipment installation is complete and operational with BellSouth's network.
- 4.3 Space Acceptance Date. If <customer_short_name> completes its acceptance walkthrough within the fifteen (15) calendar day interval, the date of <customer_short_name>'s acceptance of the Collocation Space, as indicated by <customer_short_name>'s execution of a Space Acceptance Form, will be the Space Acceptance Date ("Space Acceptance Date").
- 4.3.1 In the event that <customer_short_name> fails to complete an acceptance walkthrough within this fifteen (15) calendar day interval, the Collocation Space shall be deemed accepted by <customer_short_name> on the Space Ready Date and the Space Acceptance Date will be established as the same date, provided that BellSouth has complied with all space preparation, provisions of <customer_short_name>'s BFFO, and that all required of BellSouth is complete.
- 4.3.2 If <customer_short_name> decides to occupy the space prior to the Space Ready Date, the date <customer_short_name> occupies the space will be deemed the Space Acceptance Date.

- 4.4 Termination of Occupancy. In addition to any other provisions addressing termination of occupancy in this Agreement <customer_short_name> may terminate occupancy in a particular Collocation Space by submitting a Subsequent Application, or a Remote Site Application requesting termination of occupancy. Such termination shall be effective upon BellSouth's execution of the Space Relinquishment Form for the collocation space(s) for which <customer_short_name> seeks to terminate occupancy, which termination date shall be the same date as <customer_short_name>'s date of the Space Relinquishment Form, provided <customer_short_name> has complied with all provisions of the Space Relinquishment Form. BellSouth may terminate<<customer_short_name>.'s right to occupy the Collocation Space in the event <customer_short_name> fails to comply with any material provision directly related to Collocation in this Agreement provided BellSouth gives <customer_short_name> thirty (30) calendar days' prior written notice of the failure to comply and gives <customer_short_name> an opportunity to cure during such period. Notwithstanding the above, any termination for non-payment of applicable fees, shall be in accordance with Attachment 7, Billing.
- 4.4.1 Upon termination of occupancy, <customer_short_name>, at its sole expense, shall remove its equipment and any other property from the Collocation Space. <customer_short_name> shall have thirty (30) calendar days (Removal Date) from the Subsequent Application BFFO Date to complete such removal, including the removal of all equipment and facilities of <customer_short_name>'s Guest(s), unless <customer_short_name>'s Guest(s) has assumed responsibility for the Collocation Space housing the Guest(s)'s equipment, pursuant to the Commissions' space exhaust requirementsand executed the appropriate documentation required by BellSouth prior to the <customer_short_name> Removal Date.
- 4.4.2 Should <customer_short_name> or <customer_short_name>'s Guest(s) fail to vacate the Collocation Space by the Removal Date, BellSouth shall have the right to remove the equipment and dispose of the equipment and other property of <customer_short_name> or <customer_short_name>'s Guest(s), in any commercially reasonable manner that BellSouth deems fit, at <customer_short_name>'s expense and with no liability whatsoever for <customer_short_name>'s property or <customer_short_name>'s Guest(s)'s property, provided that BellSouth has not granted <customer_short_name>'s request for an extension of the Removal Date, and such request shall not unreasonably be denied.
- 4.4.3 Upon termination of <customer_short_name>'s right to occupy specific Collocation Space, the Collocation Space will revert back to BellSouth's space inventory, and <customer_short_name> shall surrender the Collocation Space to BellSouth in the same condition as when it was first occupied by <customer_short_name>, with the exception of ordinary wear and tear, unless otherwise agreed to by the Parties. <customer_short_name>'s BellSouth Certified Supplier shall be responsible for updating and making any necessary changes to BellSouth's records as required by BellSouth's Specifications including, but not limited to, Central Office Record Drawings and ERMA Records. <<customer-short_name>> shall be responsible for the

cost of removing any <customer_short_name> constructed enclosure, together with any supporting structures (e.g., racking, conduits or power cables), at the termination of occupancy and restoring grounds to their original condition

5. Use of Collocation Space

- 5.1 Equipment Type. BellSouth shall permit the collocation and use of any equipment necessary for interconnection or access to unbundled network elements, in accordance with the applicable FCC and Commission rules and orders. Equipment is necessary for interconnection if an inability to deploy that equipment would, as practical, economic, or operational matter, preclude the requesting carrier from obtaining interconnection with BellSouth at a level equal in quality to that which BellSouth obtains within its own network or what BellSouth provides to any Affiliate, subsidiary, or other party.
- 5.2 Equipment is necessary for access to an unbundled network element if an inability to deploy that equipment would, as a practical, economic, or operational matter, preclude the requesting carrier from obtaining nondiscriminatory access to that unbundled network element, including any of its features, functions, or capabilities.
- 5.3 Multi-functional equipment shall be deemed necessary for interconnection or access to an unbundled network element if and only if the primary purpose and function of the equipment, as the requesting carrier seeks to deploy it, meets either or both of the standards set forth above in Sections 5.1 and 5.2 above. For a piece of equipment to be utilized primarily to obtain equal in quality interconnection or nondiscriminatory access to one or more unbundled network elements, there also must be a logical nexus between the additional functions the equipment would perform and the telecommunication services <customer_short_name> seeks to provide to its customers by means of the interconnection or unbundled network element. The collocation of those functions of the equipment that, as stand-alone functions, do not meet either of the standards set forth above in Sections 5.1 and 5.2 above must not cause the equipment to significantly increase the burden on BellSouth's property. Such equipment necessary for interconnection or access to unbundled network elements shall include, but is not limited to transmission equipment, equipment to light dark fiber, optical terminating equipment and multiplexers, digital subscriber line access multiplexers, routers, asynchronous transfer mode multiplexers, multifunction equipment, remote switching modules, fiber distribution frames, splitters, concentrators, cross connect systems, switching equipment other than traditional circuit switches, and ancillary equipment that enables a requesting carrier to assure proper provisioning and functioning of other collocated equipment. Subject to the provisions of this Section, <customer_short_name> may order BellSouth tariffed services that connect to such equipment in its Collocation Space.
- 5.3.1 Examples of equipment that would not be considered necessary include, but are not limited to: traditional circuit switching equipment, equipment used exclusively for call related databases, computer servers used exclusively for providing information services, operations support system (OSS) equipment used to support collocated

telecommunications carrier network operations, equipment that generates customer orders, manages trouble tickets or inventory, or stores customer records in centralized databases, etc. BellSouth will determine upon receipt of an application if the requested equipment is necessary based on the criteria established by the FCC. Multifunctional equipment placed on Premises must not place any greater relative burden on BellSouth's property than comparable single function equipment. BellSouth may object to the collocation of equipment based on criteria and in accordance with procedures and limitations established by applicable FCC and Commission rules and orders. With the exception of the equipment set forth in this Section 5.3.1, BellSouth may not block collocation and use of equipment while a proceeding to determine whether BellSouth may block such placement is pending. If BellSouth prevails in such a proceeding, <customer_short_name> will remove such equipment from the collocation, within thirty (30) days of receipt of a written request to do so from BellSouth, or as otherwise set forth in the relevant Commission order.

- 5.4 Whenever BellSouth objects to collocation of equipment by <customer_short_name> for purposes within the scope of Section 251 (c) (6) of the Act, BellSouth shall prove to the state commission that the equipment is not necessary for interconnection or access to unbundled network elements under the standards set forth above in this Section. BellSouth may not object to the collocation of equipment on the grounds that the equipment does not comply with safety or engineering standards that are more stringent than the safety or engineering standards that BellSouth applies to its own equipment. BellSouth may not object to the collocation of equipment on the ground that the equipment fails to comply with Network Equipment and Building Specifications performance standards or any other performance standards. Collocated equipment must comply with the following Telcordia Network Equipment Building Systems (NEBS) General Equipment Requirements: Criteria Level 1 requirements as outlined in Telcordia Special Report SR-3580, Issue 1. If BellSouth denies collocation of <<customer-short_name>>'s equipment, citing safety standards, BellSouth must provide to <customer_short_name> within five (5) business days of the denial a list of all equipment that BellSouth locates at the Premises in question, together with an affidavit attesting that all of the equipment meets or exceeds the safety standard that BellSouth contends the competitor's equipment fails to meet. This affidavit must set forth in detail: the exact safety requirement that <customer_short_name>'s equipment does not satisfy; BellSouth's basis for concluding that <customer_short_name>'s equipment does not meet this safety requirement; and BellSouth's basis for concluding why collocation of equipment not meeting this safety requirement would compromise network safety. BellSouth reserves the right to permit on a nondiscriminatory basis collocation of equipment that does not necessarily comport with the requirements of applicable FCC and Commission rules and orders.

- 5.5 All <customer_short_name> Remote Site equipment installation shall comply with BellSouth TR 73503-11h, "Grounding – Engineering Procedures". Metallic cable sheaths and metallic strength members of optical fiber cables as well as the metallic cable sheaths of all copper conductor cables shall be bonded to the designated grounding bus for the Remote Site Location. All copper conducted pairs, working and

- non-working, shall be equipped with a solid-state protector unit (over-voltage protection only), which has been listed by a nationally recognized testing laboratory and located within <customer_short_name>'s Remote Site Collocation Space.
- 5.6 Terminations. <customer_short_name> shall not request more DS0, DS1, DS3 and optical terminations for a collocation arrangement than the total port or termination capacity of the equipment (including, but not limited to, transmission equipment, multiplexers, DSLAMS, DLC's, signal regenerators, cross connect panels) physically installed in the arrangement. The total capacity of the equipment collocated in the arrangement will include equipment contained in the application in question as well as the transmission equipment already placed in an arrangement. If full network termination capacity of the equipment being installed is not requested in the application, additional network terminations for the installed equipment will require the submission of another application. In the event that <customer_short_name> submits an application for terminations that exceed the total capacity of the collocated equipment, <customer_short_name> will be informed of the discrepancy and will be required to submit a revision to the application. Billing for terminations begin when services are ordered to those terminations via an ASR or a LSR.
- 5.7 <customer_short_name> will provide a list of those entities with a security interest in collocation equipment in <customer_short_name>'s collocation sites to BellSouth. This list will be updated by <customer_short_name> once annually. This information shall be expressly covered by the confidentiality provisions contained in Section 12 of the General Terms and Conditions of this Agreement. In no event shall BellSouth use the list of entities for any purpose other than contacting equipment owners or lien holders subsequent to abandonment of such equipment by <customer_short_name>.
- 5.8 No Marketing. <customer_short_name> shall not use the Collocation Space for marketing purposes, nor shall it place any marketing materials outside the Collocation Space or on the grounds of the Premises.
- 5.9 Collocation Space/Equipment Identification. <customer_short_name> shall place a plaque on or affix other identification (e.g., stenciling) to <customer_short_name>'s equipment, in order for BellSouth to identify <customer_short_name>'s equipment, including a list of emergency contacts with telephone numbers. For caged collocation the identification may be placed on a plaque affixed outside of the caged enclosure. All equipment must be identified for cageless collocation.
- 5.10 Entrance Facilities. <customer_short_name> may elect to place <customer_short_name>-owned or <customer_short_name>-leased (from BellSouth or a third party provider) fiber entrance facilities into its Collocation Space. BellSouth will designate the point of interconnection as close as reasonably possible to the Premises building housing the Collocation Space, such as at an entrance manhole or a cable vault, which are physically accessible by both Parties. <customer_short_name> will provide and place fiber cable at the point of entrance (in the entrance manhole) of sufficient length to be pulled through conduit and into the splice location.

- <customer_short_name> will provide and place copper or fiber cable through conduit from the Remote Site Collocation Space to the feeder distribution interface to the splice location of sufficient length for splicing by BellSouth. In Central Offices, <customer_short_name> will provide and install a sufficient length of fire retardant riser cable, to which the entrance cable will be spliced by BellSouth. The fire retardant riser cable will extend from the splice location to <customer_short_name>'s equipment in the Collocation Space. In the event <customer_short_name> utilizes a non-metallic, riser-type entrance facility, a splice will not be required. <customer_short_name> must contact BellSouth for instructions prior to placing any entrance facility cable in the manhole. <customer_short_name> is responsible for maintenance of the entrance facilities.
- 5.10.1 Central Office - Microwave Entrance Facilities. At <customer_short_name>'s option, BellSouth will accommodate, where technically feasible, a microwave entrance facility, pursuant to separately negotiated terms and conditions.
- 5.10.2 Central Office -Copper and Coaxial Cable Entrance Facilities. BellSouth shall permit <customer_short_name> to use copper or coaxial cable entrance facilities, if approved by the Commission. Notwithstanding the foregoing, in the case of adjacent collocation, copper facilities may be used between the adjacent collocation arrangement and the central office demarcation point unless BellSouth determines that limited space is available for the placement of entrance facilities.
- 5.11 Dual Entrance Facilities. BellSouth will provide at least two (2) interconnection points at each Premise where at least two such interconnection points are available and capacity exists. Upon receipt of a request by <customer_short_name> for dual entrance facilities to its physical Collocation Space, BellSouth shall provide <customer_short_name> with information regarding BellSouth's capacity to accommodate the requested dual entrance facilities. If conduit in the serving manhole(s) is available and is not reserved for another purpose or for utilization within twelve (12) months of the receipt of an application for collocation, BellSouth will make the requested conduit space available for installing a second entrance facility to <customer_short_name>'s arrangement. The location of the serving manhole(s) will be as close as reasonably possible to the Premises housing the Collocation Space, but determined by BellSouth on a reasonable and nondiscriminatory basis. Where dual entrance facilities are not available due to lack of capacity, BellSouth will provide this information to <customer_short_name> in the Application Response. BellSouth shall not deny an Application for the sole reason that dual entrance facilities are not available.
- 5.12 Shared Use. <customer_short_name> may utilize spare capacity on an existing interconnector's entrance facility for the purpose of providing an entrance facility to <customer_short_name>'s collocation arrangement within the same Premises.
- 5.12.1 In a Central Office, BellSouth shall allow the splice, as long as the fiber is non-working dark fiber. <customer_short_name> must arrange with BellSouth in accordance with

- all reasonable and nondiscriminatory requirements set forth in BellSouth's Special Construction Procedures, RL93-11-030BT, and provide a LOA from the other telecommunications carrier for BellSouth to perform the splice of the <customer_short_name> provided riser cable to the spare capacity on the entrance facility. If <customer_short_name> desires to allow another telecommunications carrier to use its entrance facilities, that telecommunications carrier must arrange with BellSouth in accordance with all reasonable and nondiscriminatory requirements set forth in BellSouth's Special Construction Procedures, RL93-11-030BT, and provide a LOA from <customer_short_name> for BellSouth to perform the splice of that telecommunications carrier's provided riser cable to the spare capacity on <customer_short_name>'s entrance facility.
- 5.12.2 For a Remote Site, the Parties will negotiate the rates, terms and conditions based upon the technical feasibility and physical capacity at the time of a request from <customer_short_name>.
- 5.13 Central Office Demarcation Point. BellSouth, in a reasonable and nondiscriminatory manner and in accordance with any and all applicable FCC and Commission rules and orders, will designate the point(s) of demarcation between <customer_short_name>'s equipment and/or network and BellSouth's network. Each Party will be responsible for the installation, maintenance and operation of all equipment/facilities on its side of the demarcation point and may make any terminations that may be required on their side of the demarcation point and may self-provision cross connects within the Collocation Space that may be required to activate service requests. <customer_short_name> shall have access to the demarcation point and all equipment and facilities on its side of the demarcation point. <customer_short_name> shall not have access to BellSouth's side of the demarcation point. When troubles cannot be clearly isolated to BellSouth's facilities and equipment, BellSouth will agree to test cooperatively with <customer_short_name> to assist in trouble isolation to a specific Party's facilities and equipment as set forth in Section 2.3.13 of BellSouth's FCC Tariff No. 1. If <customer_short_name> performs testing of its facilities and submits a trouble ticket to BellSouth indicating a trouble exists on BellSouth's side of the demarcation, then BellSouth will perform the required testing on its side of the demarcation point to isolate the trouble reported by <customer_short_name>. If BellSouth does find that a trouble exists on its side of the demarcation point after it has performed the required testing of its facilities, then BellSouth will take the necessary action to repair its facilities to eliminate the trouble and <customer_short_name> will not be charged for submission of the trouble ticket. If BellSouth cannot locate any trouble on its side of the demarcation point, then BellSouth will assess <customer_short_name> the applicable Maintenance of Services charge as set forth in Section 13.3.1 of BellSouth's FCC Tariff No. 1, based on the amount of time, in half-hour increments, it takes a BellSouth technician to complete the appropriate testing. If, within thirty (30) calendar days of BellSouth's billing of the Maintenance of Services charge, <customer_short_name> performs its testing of the same facilities and finds that the trouble has not been eliminated and does not reside on <customer_short_name>'s side of the demarcation point, then the

- <customer_short_name> shall submit a second trouble ticket to BellSouth. If, after testing has been performed by BellSouth, the trouble is actually determined to be on BellSouth's side of the demarcation point, BellSouth will not charge <customer_short_name> for the submission of the trouble ticket. BellSouth shall also credit <customer_short_name>'s account for the amount of the original Maintenance of Service charge on this same facility, within the next billing cycle. For 2-wire and 4-wire connections to BellSouth's network, the demarcation point shall be a common block on the BellSouth designated conventional distributing frame (CDF). <customer_short_name> shall be responsible for providing, and <customer_short_name>'s BellSouth Certified Supplier shall be responsible for installing and properly labeling/stenciling, the common, and necessary cabling pursuant to Section 7 below. For DS1 and DS3 connections, the demarcation point shall be a BellSouth provided DSX panel, or elsewhere if mutually agreed. For fiber connections, the demarcation point shall be a BellSouth provided LGX panel, or elsewhere if mutually agreed. For DS0 connections, the demarcation point shall be a BellSouth designated distributing frame. BellSouth shall not require <customer_short_name> to use an intermediate interconnection arrangement in lieu of a direct connection to BellSouth's network if technically feasible.
- 5.13.1 Existing point(s) of demarcation – <customer short name> provided POT Bay. BellSouth will grandfather existing point(s) of demarcation established at a <customer_short_name> provided POT Bay. <customer_short_name> shall order services using the existing remaining terminations in the POT bay.
- 5.13.2 Existing point(s) of demarcation – BellSouth provided POT Bay. BellSouth will grandfather existing point(s) of demarcation established at a BellSouth provided POT Bay. <customer_short_name> shall order services using the existing remaining cabling and terminations in the POT Bay.
- 5.13.3 Irrespective of where the demarcation point in a central office is located, BellSouth shall provide <customer_short_name> with access to the <customer_short_name>'s side of the demarcation point pursuant to this Section.
- 5.14 Remote Site Point of Demarcation. The point of demarcation will be as follows for each service level: DS-0 services will be the feeder distribution interface. DS-1 services will be at the designated BellSouth DS-1 cross connect panel. DS-3 services will be at the designated BellSouth DS-3 cross connect panel. Dark fiber services will be at the designated BellSouth LGX panel.
- 5.15 <customer short name>'s Equipment and Facilities. <customer_short_name>, or if required by this Attachment, <customer_short_name>'s BellSouth Certified Supplier, is solely responsible for the design, engineering, installation, testing, provisioning, performance, monitoring, maintenance and repair of the equipment and facilities used by <customer_short_name> and collocated in the Collocation Space or elsewhere in the Premises. Such equipment and facilities may include, but are not limited to, cable(s), equipment, and point of termination connections. <customer_short_name>

- need not use a BellSouth Certified Supplier to monitor, maintain or repair its own equipment and facilities.
- 5.16 BellSouth's Access to Enclosed Collocation Space. Except in the case of an emergency, BellSouth will not access <customer_short_name>'s locked enclosure prior to notifying <customer_short_name> at least seventy-two (72) hours or three (3) business days, whichever is greater, before access to the Collocation Space is required. BellSouth retains the right to access <customer_short_name>'s space for the purpose of making BellSouth equipment or cabling and building modifications (e.g., altering or removing racking, ducts, electrical wiring, HVAC, and cabling). <customer_short_name> may elect to be present whenever BellSouth performs work in the Collocation Space. The Parties agree that <customer_short_name> will not bear any of the expense associated with this type of work. BellSouth, its employees, vendors and agents, will comply at all times with its own security and safety procedures and requirements, while in <customer_short_name>'s space.
- 5.16.1 In cases of emergency, BellSouth will provide oral notice of entry as soon as possible (such oral notice most likely will be after entry) and, upon request, will provide subsequent written notice containing the time of entry, cause for emergency, and a listing of personnel allowed to enter the space during said emergency.
- 5.17 <customer_short_name> must provide the local BellSouth Central Office building contact with two Access Keys that will allow BellSouth entry into enclosed and locked Collocation Space, including but not limited to, Adjacent Arrangements, pursuant to this Section. Access Keys may not be duplicated under any circumstances. BellSouth agrees to be responsible for all Access Keys and for the return of all Access Keys after the contractual obligation with <customer_short_name> ends, upon the termination of this Attachment, or upon the termination of occupancy of an individual collocation arrangement.
- 5.18 Subject to the Limitation of Liability Section in the General Terms and Conditions of this Agreement, BellSouth shall be liable for the negligent actions of its employees or agents and for any damage caused to <customer_short_name>'s equipment, facilities or Collocation Space while in <customer_short_name>'s Collocation Space and shall indemnify and hold harmless <customer_short_name> from any claim, liability or damages that may result from such entry into <customer_short_name>'s Collocation Space by BellSouth, its agents, contractors or employees.
- 5.19 <customer_short_name>'s Access. <customer_short_name> shall have access to its Collocation Space or Remote Site Collocation Space twenty-four (24) hours a day, seven (7) days a week. Such access will be unescorted, provided <customer_short_name> complies with the requirements set forth in Section 13 of this Attachment. <customer_short_name> agrees to provide the name and social security number, date of birth, or driver's license number of each employee, supplier, or agent of <customer_short_name> or <customer_short_name>'s Guests that will be provided with access keys or cards (Access Keys) prior to the issuance of said Access Keys, using form RF-2906-C, the "CLEC and CLEC Certified Supplier Access Request and

Acknowledgement” form. When distributing access keys or cards, BellSouth shall provide receipt acknowledgement forms, the “Collocation Acknowledgement Sheet” for access cards and the “Key Acknowledgement Form” for keys to <customer_short_name>. These receipt acknowledgement forms must be signed by <customer_short_name> and returned to BellSouth Access Management within fifteen (15) calendar days of <customer_short_name>’s receipt of keys or cards. Failure to return these properly acknowledged forms will result in the holding of subsequent access key or card requests until the proper acknowledgement documents have been received by BellSouth. Access Keys may not be duplicated under any circumstances. <customer_short_name> agrees to be responsible for all Access Keys and for the return of all Access Keys in the possession of <customer_short_name>’s employees, suppliers, Guests, or agents after termination of the employment relationship, the contractual obligation with <customer_short_name> ends, upon the termination of this Attachment, or upon the termination of occupancy of an individual collocation arrangement. The BellSouth Access Customer Advocacy Center (ACAC) emergency access contact numbers will be provided to <customer_short_name> for access related issues.

- 5.19.1 BellSouth will permit one accompanied site visit to <customer_short_name>’s designated collocation arrangement location, after receipt of the BFFO without charge to <customer_short_name>. <customer_short_name> must submit to BellSouth the completed Access Control Request Form for all employees or agents requiring access to the Premises within a minimum of thirty (30) calendar days prior to the date <customer_short_name> desires access to the Collocation Space or Remote Collocation Space. <customer_short_name> may submit a request for its one accompanied site visit to its designated collocation arrangement location at any time subsequent to BellSouth’s receipt of the BFFO. BellSouth shall respond to such request within five (5) business days, and shall use best efforts to facilitate the visit on the date requested by <customer_short_name>. In the event <customer_short_name> desires access to the Collocation Space or Remote Collocation Space after submitting such a request, but prior to the approval of its access request, in addition to the first accompanied free visit, BellSouth shall permit <customer_short_name> to access the Collocation Space or Remote Collocation Space, prior to completing BellSouth’s Training requirements (as set forth in Section 13 of this Attachment), accompanied by a security escort, at <customer_short_name>’s expense. <customer_short_name> must request escorted access to its designated collocation arrangement location at least three (3) business days prior to the date such access is desired. A security escort will be required whenever <customer_short_name> or its approved agent desires access to the entrance manhole.
- 5.19.2 Lost or Stolen Access Keys. The Parties shall immediately notify each other in writing in the case of lost or stolen Access Keys. If it becomes necessary for BellSouth to re-key buildings or enclosures or deactivate a card as a result of a lost Access Key(s) or for failure to return an Access Key(s), <customer_short_name> shall pay for the costs of re-keying or deactivating the card as set forth in the rates in Exhibit B of this Attachment. If it becomes necessary for <<customer-short_name>> to rekey an

enclosure due to BellSouth losing a key or if a key becomes stolen while in the possession of BellSouth, BellSouth will pay <customer_short_name> the applicable costs, as supported by documentation, to rekey an enclosure or replace lost or stolen keys that <customer_short_name> has previously provided to BellSouth.

5.20 Health Related Facilities and Parking. <customer_short_name> authorized personnel will have reasonable access to health related facilities (e.g., bathrooms, eyewash stations, shower stations, drinking water, etc. within the Premises), as well as to available parking.

5.21 Interference or Impairment. For purposes of this Section, the term “significantly degrades” shall be defined as an action that noticeably impairs a service from a user’s perspective.

5.21.1 [Parties Disagree]

[<customer_short_name> Version] Notwithstanding any other provisions of this Attachment, <customer_short_name> shall not use any product or service provided under this Agreement, any other service related thereto or used in combination therewith, or place or use any equipment or facilities in any manner that 1) significantly degrades service provided by BellSouth; 2) endangers or damages the equipment or facilities of BellSouth **or any other telecommunications carrier collocated in the Premises;** 3) **knowingly and unlawfully** compromises the privacy of communications routed through the Premises; or 4) creates an unreasonable risk of injury or death to any individual or to the public. If BellSouth reasonably determines that any equipment or facilities of <customer_short_name> violates the provisions of this paragraph, BellSouth shall provide written notice to <customer_short_name>, which shall direct <customer_short_name> to cure the violation within forty-eight (48) hours of <customer_short_name>’s actual receipt of written notice or, if such cure is not feasible, at a minimum, to commence curative measures within twenty-four (24) hours and to exercise reasonable diligence to complete such measures as soon as possible thereafter. After receipt of the notice, the Parties agree to consult immediately and, if necessary, to conduct an inspection of the arrangement. The Parties will act in good faith and in a cooperative manner to determine or isolate the source of significant degradation. **Any dispute regarding the source of the risk, impairment, interference, or degradation may be resolved pursuant to the dispute resolution provisions set forth I the General Terms and Conditions of this Agreement.**

[BellSouth’s Version] Interference or Impairment. Notwithstanding any other provisions of this Attachment, <customer_short_name> shall not use any product or service provided under this Agreement, any other service related thereto or used in combination therewith, or place or use any equipment or facilities in any manner that 1) significantly degrades, **interferes with or impairs** service provided by BellSouth, **or by any other entity or any person’s use of its telecommunications services;** 2) endangers or damages the equipment, **facilities or any other property of BellSouth or of any other entity or person;** 3) **compromises the privacy of any**

communications routed through the Premises or 4) creates an unreasonable risk of injury or death to any individual or to the public. If BellSouth reasonably determines that any equipment or facilities of <customer_short_name> violates the provisions of this paragraph, BellSouth shall provide written notice to <customer_short_name>, which shall direct <customer_short_name> to cure the violation within forty-eight (48) hours of <customer_short_name>'s actual receipt of written notice or, if such cure is not feasible, at a minimum, to commence curative measures within twenty-four (24) hours and to exercise reasonable diligence to complete such measures as soon as possible thereafter. After receipt of the notice, the Parties agree to consult immediately and, if necessary, to conduct an inspection of the arrangement. The Parties will act in good faith and in a cooperative manner to determine or isolate the source of significant degradation. **Either Party may submit any dispute regarding the source of the risk, impairment, interference, or degradation to the Commission.**

5.21.2 [Parties Disagree]

[<customer_short_name> Version] Except in the case of the deployment of an advanced service which significantly degrades the performance of other advanced services or traditional voice band services, if the violation is of a character that poses an immediate and substantial threat of **physical** damage to property or injury or death to any person, then and only in that event, BellSouth may take such action as it deems necessary to eliminate such threat, including, without limitation, the interruption of electrical power to <customer_short_name>'s equipment which BellSouth has determined beyond a reasonable doubt is the cause of such threat. BellSouth must provide notice to <customer_short_name> prior to, or, if made impossible due to the nature of the threat imposed, as soon as possible after the taking of such action and provided that BellSouth, its agents, contractors or employees conduct themselves in strict compliance with this Section and except to the extent that such action by BellSouth fails to comport with the requirements of this paragraph or otherwise constitutes negligence, gross negligence or willful misconduct, BellSouth shall have no liability to <customer_short_name> for any damages arising from such action.

[BellSouth Version] Except in the case of the deployment of an advanced service which significantly degrades the performance of other advanced services or traditional voice band services, **if <customer_short_name> fails to commence curative action within twenty-four (24) hours and exercise reasonable diligence to complete such action as soon as possible or** if the violation is of a character that poses an immediate and substantial threat of damage to property or injury or death to any person, **or any other significant degradation, interference or impairment of BellSouth's or another entity's service,** then and only in that event, BellSouth may take such action as it deems necessary to eliminate such threat, including, without limitation, the interruption of electrical power to <customer_short_name>'s equipment which BellSouth has determined beyond a reasonable doubt is the cause of such threat. BellSouth will provide notice to <customer_short_name> prior to, or, if made

- impossible due to the nature of the threat imposed, as soon as possible after the taking of such action and provided that BellSouth, its agents, contractors or employees conduct themselves in strict compliance with this Section and except to the extent that such action by BellSouth fails to comport with the requirements of this paragraph or otherwise constitutes negligence, gross negligence or willful misconduct, BellSouth shall have no liability to <customer_short_name> for any damages arising from such action.
- 5.21.3 In the case of the deployment of an advanced service which significantly degrades the performance of other advanced services or traditional voice band services and <customer_short_name> fails to take curative action within forty-eight (48) hours, then BellSouth will establish before the Commission that the technology deployment is causing the significant degradation. Any claims of network harm presented to <customer_short_name> or, if subsequently necessary, the Commission must be supported by BellSouth with specific and verifiable information. When BellSouth demonstrates that a certain technology deployed by <customer_short_name> is significantly degrading the performance of other advanced services or traditional voice band services, <customer_short_name> shall discontinue deployment of that technology and migrate its customers to technologies that will not significantly degrade the performance of other such services. Where the only degraded service itself is a known disturber, and the newly deployed technology satisfies at least one of the criteria for a presumption that it is acceptable for deployment under applicable FCC and Commission rules and orders, the degraded service shall not prevail against the newly deployed technology.
- 5.22 Central Office Personalty and its Removal. Subject to requirements of this Attachment, <customer_short_name> may place or install in or on the Central Office Collocation Space such facilities and equipment, including storage for and spare equipment, as it deems desirable for the conduct of business, provided that such equipment is telecommunications equipment, or is desirable for the maintenance and operation of the collocated telecommunications equipment, and does not violate floor loading requirements, imposes or could impose or contains or could contain environmental conditions or hazards. Personal property, facilities and equipment placed by <customer_short_name> in the Collocation Space shall not become a part of the Collocation Space, even if nailed, screwed or otherwise fastened to the Collocation Space, but shall retain its status as personalty and may be removed by <customer_short_name> at any time. Any damage caused to the Collocation Space by <customer_short_name>'s employees, suppliers, agents or representatives during the removal of such property shall be promptly repaired by <customer_short_name>'s expense.
- 5.23 Alterations. Under no condition shall <customer_short_name> or any person acting on behalf of <customer_short_name> make any rearrangement, modification, augment, improvement, addition, and/or other alteration which could affect in any way space, power, HVAC, and/or safety considerations to the Collocation Space or the Premises, hereinafter referred to individually or collectively as "Alterations", without the express

- written consent of BellSouth, which shall not be unreasonably withheld. The cost of any such Alteration shall be paid by <customer_short_name>. Any such Alteration shall require a Subsequent Application and will result in the assessment of a Remote Site Application Fee, a Subsequent Application Fee, an Administrative Only Application Fee or an Initial Application Fee as set forth in Section 6.2.1 below, and, which will be billed by BellSouth on the date that BellSouth provides <customer_short_name> with an Application Response.
- 5.24 Janitorial Service. <customer_short_name> shall be responsible for the general upkeep of its Collocation Space. <customer_short_name> shall arrange directly with a BellSouth Certified Supplier for janitorial services applicable to Caged Collocation Space. BellSouth shall provide a list of such suppliers on a site-specific basis, upon request.
- 6. Ordering and Preparation of Central Office and Remote Site Collocation Space**
- 6.1 Initial Application. For <customer_short_name> or <customer_short_name>'s Guest(s) initial equipment placement, <customer_short_name> shall submit to BellSouth a Physical Expanded Interconnection Application Document (Initial Application). The Initial Application is considered Bona Fide when it is complete and accurate, meaning that all of the required fields on the application are completed with the appropriate type of information
- 6.1.1 Initial Application Fee. An Application Fee, as set forth in Exhibit B, will apply to each Initial Application submitted by <customer_short_name>, and will be billed by BellSouth on the date that BellSouth provides <customer_short_name> with an Application Response.
- 6.2 Subsequent Application. In the event <customer_short_name> or <customer_short_name>'s Guest(s) desires to modify the Collocation Space after a BFFO, <customer_short_name> shall complete an application that contains all of the detailed information associated with an Alteration to the Collocation Space, as defined in Section 5.23 of this Attachment ("Subsequent Application"). The Subsequent Application is considered Bona Fide when it is complete and accurate, meaning that all of the required fields on the Subsequent Application are completed with the appropriate type of information associated with the Alteration. BellSouth shall determine what modifications, if any, to the Premises are necessary to accommodate the change requested by <customer_short_name> in the application. Such modifications to the Premises may include, but are not limited to: floor loading changes, changes necessary to meet HVAC requirements, changes to power plant requirements, equipment additions, etc.
- 6.2.1 Subsequent Application Fee. The application fee paid by <customer_short_name> for its request for an Alteration shall be dependent upon the level of assessment needed for the Alteration requested. Where the Subsequent Application does not require assessment for provisioning or construction work but requires administrative costs by

- BellSouth, an Administrative Only Application Fee will be required as set forth in Exhibit B. This Administrative Only Application Fee will be applicable in instances such as Transfer of Ownership of the Collocation Space, Removal of Equipment from the Collocation Space, where the removal requires no physical work to be done by BellSouth, modification to an application prior to BFFO and V-to-P Conversion (In Place). The fee for a Subsequent Application where the Alteration requested has limited effect (e.g., requires limited assessment but no capital expenditure by BellSouth as sufficient cable support structure, HVAC, power and terminations are available) shall be the Subsequent Application Fee as set forth in Exhibit B. If the modification requires capital expenditure, an Initial Application Fee shall apply. This nonrecurring fee will be billed on the date that BellSouth provides <customer_short_name> with an Application Response.
- 6.3 Remote Site Application. When <customer_short_name> or <customer_short_name>'s Guest(s) desires to install a bay/rack in a Remote Site Location, <<customer-short_name>> shall submit to BellSouth a Physical Expanded Interconnection Application Document (Remote Site Application). The Remote Site Application is Bona Fide when it is completed and accurate, meaning that all required fields on the Remote Site Application are completed with the appropriate type of information. An application fee, as set forth in Exhibit B, will apply which will be billed on the date that BellSouth provides an Application Response. The placement of an additional bay/rack at a later date will be treated in the same fashion and a Remote Site Application will be required. The installation of additional shelves/ equipment, subject to the restrictions contained in Section 3.8 above, within an existing bay or rack does not require a Remote Site Application.
- 6.3.1 Availability of Space. Upon submission of an application, BellSouth will permit <customer_short_name> to physically collocate in any available full bay/rack of space, pursuant to the terms of this Attachment, at any BellSouth Remote Site Location, unless BellSouth has determined that there is no full bay/rack of space available due to space limitations after BellSouth has conducted a review of all space within the Remote Site Location or that collocation at the Remote Site Location is not practical for technical reasons. In the event space is not immediately available at a Remote Site Location, BellSouth reserves the right to make additional space available, in which case the conditions in Section 7 below shall apply, or BellSouth may elect to deny space in accordance with this Section in which case virtual or adjacent collocation options may be available. If the amount of space requested is not available, BellSouth will notify <customer_short_name> of the amount that is available.
- 6.4 Space Preferences. If <customer_short_name> has previously requested and received a Space Availability Report for the Premises, <customer_short_name> may submit up to three (3) space preferences on its application by identifying the specific space identification numbers referenced on the Space Availability Report for the space it is requesting. In the event BellSouth cannot accommodate the <customer_short_name>'s preference(s), <customer_short_name> may accept the space allocated by BellSouth or cancel its application, (without incurring an

application fee), and submit another application requesting additional space preferences for the same central office. This application will be treated as a new application and an application fee will be billed by BellSouth on the date that BellSouth provides <customer_short_name> with an Application Response.

6.5 Space Availability Notification.

6.5.1 Unless otherwise specified, BellSouth will respond to an application within ten (10) calendar days as to whether space is available or not available within a requested Premises. BellSouth's electronic application system will indicate when the application is Bona Fide. If the application cannot be Bona Fide, BellSouth will describe the items necessary to cause the application to become Bona Fide. If the amount of space requested is not available, BellSouth will notify <customer_short_name> of the amount of space that is available and no application fee will apply. When BellSouth's response includes an amount of space less than that requested by <customer_short_name> or space that is configured differently, no application fee will apply. If <customer_short_name> decides to accept the available space, <customer_short_name> must resubmit its application to reflect the actual space available, including the configuration of the space. When <customer_short_name> resubmits its application, BellSouth will bill <customer_short_name> the appropriate application fee.

6.5.2 BellSouth will respond to a Florida and Tennessee application within fifteen (15) calendar days as to whether space is available or not available within a Premises. BellSouth's electronic application system will indicate when the application is Bona Fide. If the application cannot be Bona Fide, BellSouth will describe the items necessary to cause the application to become Bona Fide. If the amount of space requested is not available, BellSouth will notify <customer_short_name> of the amount of space that is available or space that may be configured differently and no application fee will apply. If <customer_short_name> decides to accept the available space, <customer_short_name> must amend its application to reflect the actual space available, including the configuration of the space, prior to submitting a BFFO.

6.5.3 Denial of Application. If BellSouth notifies <customer_short_name> that no space is available ("Denial of Application"), BellSouth will not assess an application fee to <customer_short_name>. After providing written notice to <customer_short_name> that BellSouth has no available space in the requested Premises, BellSouth will allow <customer_short_name>, upon request, to tour the entire Premises within ten (10) calendar days of such Denial of Application, or as otherwise agreed to by the Parties. In order to schedule this tour, the request for the tour of the Premises must be received by BellSouth at least five (5) calendar days prior to the tour date.

6.5.4 BellSouth's written notice of denial shall provide <customer_short_name> with information relevant to the denial of its request for collocation space, and give some detail as to why the space was denied.

- 6.5.5 Expedited Removal of Equipment in a Space Exhaust Scenario. BellSouth shall remove obsolete unused equipment from its Premises prior to denying a request for collocation on the grounds of space limitations, unless BellSouth proves to the Commission that collocation at the point is not technically feasible.
- 6.5.6 BellSouth will provide virtual collocation in accordance with applicable FCC and Commission rules and orders.
- 6.5.7 Filing of Petition for Waiver. Upon Denial of Application, BellSouth will timely file a petition with the Commission pursuant to 47 U.S.C. § 251(c)(6). BellSouth shall provide to the Commission any information required or requested by that Commission. Such information shall include which space, if any BellSouth or any of BellSouth's affiliates have reserved for future use and a detailed description of the specific future uses for which the space has been reserved. Subject to an appropriate nondisclosure agreement or provision, BellSouth shall permit <customer_short_name> to inspect any floor plans or diagrams that BellSouth provides to the Commission.
- 6.6 Waiting List. On a first-come, first-served basis, governed by the date of receipt of an application or Letter of Intent, BellSouth will maintain a waiting list of requesting carriers who have either received a Denial of Application or, where it is publicly known that the Premises is out of space, have submitted a Letter of Intent to collocate in that Premises. BellSouth will notify the requesting carriers on the waiting list by mail when space becomes available, according to the position of each requesting carrier on said waiting list.
- 6.6.1 In Florida, on a first come, first served basis, governed by the date of the receipt of an application or Letter of Intent, BellSouth will maintain a waiting list of requesting carriers who have either received a Denial of Application or, where it is publicly known that the Premises is out of space, have submitted a Letter of Intent to collocate in that Premises. Sixty (60) calendar days prior to space becoming available, if known, BellSouth will notify the Commission and the telecommunications carriers on the waiting list by mail when space becomes available according to the position of each telecommunications carrier on said waiting list. If BellSouth does not know sixty (60) calendar days in advance of when space will become available, BellSouth will notify the Commission and the telecommunications carriers on the waiting list within two (2) business days of the determination that space is available. A telecommunications carrier that, upon denial of physical collocation, requests virtual collocation shall be automatically placed on the waiting list.
- 6.7 When space becomes available, <customer_short_name> must submit an updated, complete, and correct application to BellSouth within thirty (30) calendar days of notification by BellSouth that space will be available in the Premises previously out of space. If <customer_short_name> has originally requested caged Collocation Space and cageless Collocation Space becomes available, <customer_short_name> may refuse such space and notify BellSouth in writing within the thirty (30) calendar day timeframe that <customer_short_name> wants to maintain its place on the waiting list, without accepting the available cageless Collocation Space. <customer_short_name>

- may accept an amount of space less than its originally requested space by submitting an application as set forth above, and upon request, may maintain its position on the waiting list for the remaining space that was initially requested. If <customer_short_name> does not submit an application or notify BellSouth in writing as described above, BellSouth will offer the space to the next telecommunications carrier on the waiting list and remove <customer_short_name> from the waiting list. Upon request, BellSouth will advise <customer_short_name> as to its position on the waiting list.
- 6.8 Public Notification. BellSouth will maintain on its Interconnection Services website a notification document that will indicate all Premises that are without available space. BellSouth shall update such document within ten (10) calendar days of the date that BellSouth becomes aware that insufficient space is available to accommodate physical collocation. BellSouth will also post a document on its Interconnection Services website that contains a general notice when space has become available in a Premises previously on the space exhaust list.
- 6.9 Application Response.
- 6.9.1 In Alabama, Georgia, Kentucky, Louisiana, Mississippi, North Carolina, and South Carolina, when space has been determined to be available for caged or cageless arrangements, BellSouth will provide an Application Response within twenty (20) calendar days of receipt of a Bona Fide application for physical collocation and ten (10) calendar days for virtual collocation. The Central Office Application Response will include sufficient information to enable <customer_short_name> to place a Firm Order, which, at a minimum, will consist of the configuration of the space, the Cable Installation Fee, Cable Records Fee, and any other applicable space preparation fees, as described in Section 8 below.
- 6.9.1.1 BellSouth will provide the Remote Site Application Response in Alabama, Georgia, Kentucky, Mississippi, North Carolina, and South Carolina, when space has been determined to be available, within twenty (20) calendar days of receipt of a Bona Fide application. The Application Response will include, at a minimum, the configuration of the space, the Cable Installation Fee, Cable Records Fee, and the space preparation fees, as described in Section 8 below.
- 6.9.1.2 BellSouth will provide the Remote Site Application Response in Louisiana, when space has been determined to be available, within thirty (30) calendar days for one (1) to ten (10) applications; thirty-five (35) calendar days for eleven (11) to twenty (20) applications; and for requests of more than twenty (20) applications, the Application Response interval will be increased by five (5) calendar days for every five (5) applications received within five (5) business days. The Application Response will include, at a minimum, the configuration of the space, the Cable Installation Fee, Cable Records Fee, and the space preparation fees, as described in Section 8 below.

- 6.9.2 In Florida and Tennessee, within fifteen (15) calendar days of receipt of a Bona Fide application, when space has been determined to be available or when a lesser amount of space than that requested is available, then with respect to the space available, BellSouth will provide an Application Response including sufficient information to enable <customer_short_name> to place a Firm Order. The Central Office Application Response will include, at a minimum, the configuration of the space, the Cable Installation Fee, Cable Records Fee, and the space preparation fees, as described in Section 8 below. When <customer_short_name> submits ten (10) or more applications within ten (10) calendar days, the initial fifteen (15) calendar day response interval will increase by ten (10) calendar days for every additional ten (10) applications or fraction thereof.
- 6.9.2.1 BellSouth will provide the Remote Site Application Response in Florida, within fifteen (15) calendar days of receipt of a Bona Fide application, when space has been determined to be available or when a lesser amount of space than that requested is available, then with respect to the space available, BellSouth will provide an Application Response including sufficient information to enable <customer_short_name> to place a Firm Order. The Application Response will include, at a minimum, the configuration of the space, the Cable Installation Fee, Cable Records Fee, and the space preparation fees, as described in Section 8 below. When <customer_short_name> submits ten (10) or more applications within ten (10) calendar days, the initial fifteen (15) calendar day response period will increase by ten (10) calendar days for every additional ten (10) applications or fraction thereof.
- 6.9.2.2 BellSouth will provide the Remote Site Application Response in Tennessee, when space has been determined to be available, within twenty (20) calendar days of receipt of a Bona Fide application. The Application Response will include, at a minimum, the configuration of the space, the Cable Installation Fee, Cable Records Fee, and the space preparation fees, as described in Section 8 below.
- 6.10 Application Modifications.
- 6.10.1 If a modification or revision is made to any information in the Bona Fide Application prior to a BFFO, with the exception of modifications to Customer Information, Contact Information or Billing Contact Information, at the request of <customer_short_name>, or necessitated by technical considerations agreed to by both Parties, the application shall be considered a new application and handled as a new application with respect to the response and provisioning intervals. BellSouth will charge <customer_short_name> the appropriate application fee associated with the level of assessment performed by BellSouth. If the modification requires no labor or capital expenditure by BellSouth, but BellSouth must perform an assessment of the application to evaluate whether or not BellSouth would be required to perform necessary infrastructure or provisioning activities, then an Administrative Only Application Fee shall apply. The fee for an application modification where the modification requested has limited effect (e.g., requires labor expenditure but no capital expenditure by BellSouth and where sufficient cable support structure, HVAC,

power and terminations are available) shall be the Subsequent Application Fee as set forth in Exhibit B. A modification involving a capital expenditure by BellSouth shall require <customer_short_name> to submit the application with an Initial Application Fee. This nonrecurring fee will be billed by BellSouth on the date that BellSouth provides <customer_short_name> with an Application Response.

6.11 **Bona Fide Firm Order.**

6.11.1 <customer_short_name>> shall indicate its intent to proceed with its request for collocation space in a BellSouth Premises by submitting a Bona Fide Firm Order to BellSouth. The BFFO must be received by BellSouth no later than thirty (30) calendar days after receipt of BellSouth's Application Response to <customer_short_name>'s Bona Fide Application or <customer_short_name>'s application will expire.

6.11.2 BellSouth will establish a firm order date based upon the date BellSouth is in receipt of <customer_short_name>'s BFFO. BellSouth will acknowledge the receipt of <customer_short_name>'s BFFO within seven (7) calendar days of receipt, so that <customer_short_name> will have positive confirmation that its BFFO has been received. BellSouth's response to a BFFO will include a Firm Order Confirmation, which contains the firm order date. No revisions can be made to a BFFO.

7. **Construction and Provisioning**

7.1 **Construction and Provisioning Intervals.**

7.1.1 In Florida and Tennessee, BellSouth will complete construction for physical and Remote Site collocation arrangements as soon as possible within a maximum of ninety (90) calendar days from receipt of a BFFO or as agreed to by the Parties. For Alterations requested to the Collocation Space after initial space completion, BellSouth will complete construction for physical and remote site collocation arrangements as soon as possible within a maximum of forty-five (45) calendar days from receipt of a BFFO or as agreed to by the Parties if no additional space requested. If BellSouth does not believe that construction for physical and remote site collocation will be completed within the relevant timeframe and BellSouth and <customer_short_name> cannot agree upon a completion date, within forty-five (45) calendar days of receipt of the BFFO for an initial request, and within thirty (30) calendar days of receipt of the BFFO for an Alteration, BellSouth may seek an extension from the Commission. For virtual collocation arrangements in Florida and Tennessee, BellSouth will complete construction for initial and Alterations requested to the virtual Collocation Space after initial space completion as soon as possible within a maximum of sixty (60) calendar days.

7.1.2 In Alabama, Georgia, Kentucky, Louisiana, Mississippi, North Carolina, and South Carolina, BellSouth will complete construction for caged collocation arrangements

under ordinary conditions as soon as possible within a maximum of ninety (90) calendar days from receipt of a BFFO or as agreed to by the Parties. BellSouth will complete construction for cageless and Remote Site collocation arrangements under ordinary conditions as soon as possible within a maximum of sixty (60) calendar days from receipt of a BFFO and ninety (90) calendar days from receipt of a BFFO for extraordinary conditions, or as agreed to by the Parties. BellSouth will complete construction for virtual collocation arrangements under ordinary conditions as soon as possible within a maximum of fifty (50) calendar days under ordinary conditions from receipt of a BFFO and seventy five (75) calendar days from receipt of a BFFO for extraordinary conditions, or as agreed to by the Parties. Ordinary conditions are defined as space available with only minor changes to support systems required such as, but not limited to, HVAC, cabling and the power plant. Extraordinary conditions shall include, but not be limited to, major BellSouth equipment rearrangements or additions; power plant additions or upgrades; major mechanical additions or upgrades; a major upgrade for ADA compliance; environmental hazard or hazardous materials abatement; and arrangements for which equipment shipping intervals are extraordinary in length. The Parties may mutually agree to renegotiate an alternative provisioning interval or BellSouth may seek a waiver from this interval from the Commission.

7.1.3 Records Only Change. When <customer_short_name> adds equipment within initial demand parameters that requires no additional space preparation work on the part of BellSouth, then no additional charges or additional intervals will be imposed by BellSouth.

7.1.4 Central Office Augments. In the states of Alabama, Georgia, Kentucky, Louisiana, Mississippi, North Carolina, and South Carolina, BellSouth will provide the reduced intervals outlined below to <customer_short_name>, when <customer_short_name> requests a Central Office augment that is identified in Sections 7.1.4.1, 7.1.4.2, 7.1.4.3, 7.1.4.4 and 7.1.4.5 (“Augment”) after the Space Ready Date for existing physical collocation space. The cost of any such Augment shall be paid by <customer_short_name>. Unless otherwise set forth in Section 7.1.4.10 below, any such Augment application will require a Subsequent Application.

7.1.4.1 Simple Augments will be completed within twenty (20) calendar days after receipt of the BFFO for an:

- Extension of Existing AC Circuit Capacity within Arrangement Where Sufficient Circuit Capacity is Available
- Fuse Change and/or Increase or Decrease -48V DC Power from Existing ILEC BDFB

7.1.4.2 Minor Augments will be completed within forty-five (45) calendar days after receipt of the BFFO for:

- 168 DS1s Terminations at the ILEC Demarcation Frame (Databasing Only; Panels, Relay Racks and Overhead Racking Exist)

- 96 DS3s Terminations at the ILEC Demarcation Frame (Databasing Only; Panels, Relay Racks and Overhead Racking Exist)
- 99 Fiber Terminations at the ILEC Demarcation Frame (Databasing Only; Panels, Relay Racks and Overhead Racking Exist)
- Maximum of 2000 Service Ready DS0 Terminations at the ILEC Demarcation Frame (Databasing Only; Panels, Relay Racks and Overhead Racking Exist)

7.1.4.3 Intermediate Augments will be completed within sixty (60) calendar days after receipt of the BFFO for:

- 168 DS1s (Databasing and Installation of Termination Panels, Relay Racks or Additional Structure as Required)
- 96 DS3s (Databasing and Installation of Termination Panels, Relay Racks or Additional Structure as Required)
- 99 Fiber Terminations (Databasing and Installation of Termination Panels, Relay Racks or Additional Structure as Required)
- 2000 DS0s (Databasing and Installation of Termination Panels, Relay Racks or Additional Structure as Required)
- Install Cable Racking or Other Support Structures as Required to Support Co-Carrier Cross Connects (Adequate Floor or Ceiling Structural Capacity Exists and Support/Protection Structure for Fiber Patch Cord is Excluded)

7.1.4.4 Major Augments –Physical Collocation will be completed within ninety (90) calendar days after BFFO and includes all requests for additional physical collocation space (caged or cageless).

7.1.4.5 Major Augments – Virtual Collocation will be completed within seventy-five (75) calendar days after BFFO and includes all requests for additional virtual collocation space

7.1.4.6 If <customer_short_name> submits an Augment application request that includes two Augment items from the same category in Sections 7.1.4.1, 7.1.4.2, and 7.1.4.3 above, the Augment interval associated with the next highest augment category will apply (e.g., if two items from the minor Augment category are requested on the same request, then an interval of sixty (60) calendar days from the receipt of the BFFO would apply, which is the interval associated with the intermediate category).

7.1.4.7 If <customer_short_name> submits an Augment application request that includes three Augment items from the same category in Sections 7.1.4.1, 7.1.4.2, and 7.1.4.3 above, the major Augment interval of ninety (90) calendar days from the receipt of the BFFO would apply (e.g., if three items from the simple augment category are requested on the same request for a physical collocation arrangement, then an interval of ninety (90) calendar days from the receipt of the BFFO would apply, which is the major physical augment interval; likewise if three items from the simple Augment category are requested on the same request for a virtual collocation arrangement, then an interval of seventy-five (75) calendar days from the receipt of the BFFO would apply, which is the major virtual Augment interval).